



Eagle Farm QLD Professional

Race 1: RACECOURSE VILLAGE QTIS Two-Year-Old Handicap - 1400m

26 March 2025 - 12:21



BRISBANE
RACING CLUB

Track Rating: Soft 7, Weather: Overcast, Rail Position: +12m Entire

Section												Last 600m	
Field Times												0:36.07	
					Overall	1200m	1000m	800m	600m	400m			
					1:25.25 (0:14.06)	1:11.19 (0:11.20)	0:59.99 (0:11.71)	0:48.28 (0:12.21)	0:36.07 (0:11.86)	0:24.21 (0:11.63)			
Rank	TAB	Horse/Jockey	Barrier	Top Speed [km/h]	Fastest Section							Distance Travelled [m]	
1	3	HA'PENNY HATCH Damien Thornton	4	66.5 1200m	0:11.08 1200m	1:25.25 [1] (0:14.18)	1:11.07 [4] (0:11.08)	0:59.99 [1] (0:11.71)	0:48.28 [1] (0:12.21)	0:36.07 [1] (0:11.86)	0:24.21 [1] (0:11.63)	0:36.07	
2	5	LONESOME SOUL Courtney Bellamy	1	66.4 1200m	0:11.22 1200m	1:25.54 [2] (0:14.36)	1:11.18 [7] (0:11.22)	0:59.96 [5] (0:11.79)	0:48.17 [4] (0:12.18)	0:35.99 [4] (0:11.81)	0:24.18 [4] (0:11.80)	0:35.99	-2
3	1	LOVE TO TORQUE Cody Collis	2	65.0 1200m	0:11.27 1200m	1:25.57 [3] (0:14.12)	1:11.45 [2] (0:11.27)	1:00.18 [2] (0:11.81)	0:48.37 [3] (0:12.20)	0:36.17 [3] (0:11.85)	0:24.32 [3] (0:11.66)	0:36.17	-1
4	6	KICKUPHIGH Samantha Collett	5	66.2 1200m	0:11.25 1200m	1:26.01 [4] (0:14.16)	1:11.85 [3] (0:11.25)	1:00.60 [3] (0:11.75)	0:48.85 [2] (0:12.08)	0:36.77 [2] (0:11.90)	0:24.87 [2] (0:11.80)	0:36.77	+4
5	4	MISHANI PRINCE Cejay Graham	7	64.1 Overall	0:11.68 1200m	1:27.17 [5] (0:14.33)	1:12.84 [6] (0:11.68)	1:01.16 [7] (0:11.77)	0:49.39 [7] (0:12.19)	0:37.20 [7] (0:12.04)	0:25.16 [7] (0:11.76)	0:37.20	+2
6	2	MAYOR OF KINGSTON Jag Guthmann-Chester	6	64.2 1200m	0:11.40 1200m	1:27.65 [6] (0:14.25)	1:13.40 [5] (0:11.40)	1:02.00 [6] (0:11.93)	0:50.07 [6] (0:12.20)	0:37.87 [6] (0:12.20)	0:25.67 [6] (0:11.96)	0:37.87	+2
7	7	BABUSHKA DOLL Tiffani Brooker	3	64.7 1200m	0:11.36 1200m	1:27.96 [7] (0:14.06)	1:13.90 [1] (0:11.36)	1:02.54 [4] (0:11.96)	0:50.58 [5] (0:12.19)	0:38.39 [5] (0:11.94)	0:26.45 [5] (0:12.22)	0:38.39	+4



Eagle Farm QLD Professional

Race 1: RACECOURSE VILLAGE QTIS Two-Year-Old Handicap - 1400m

26 March 2025 - 12:21



BRISBANE
RACING CLUB

Track Rating: Soft 7, Weather: Overcast, Rail Position: +12m Entire

Section				200m				Last 600m	
Field Times				0:12.58 (0:12.58)				0:36.07	
Rank	TAB	Horse/Jockey	Barrier	Top Speed [km/h]	Fastest Section	Margin			Distance Travelled [m]
1	3	HA'PENNY HATCH Damien Thornton	4	66.5 1200m	0:11.08 1200m	0:12.58 [1] (0:12.58)	1:25.25		0:36.07
2	5	LONESOME SOUL Courtney Bellamy	1	66.4 1200m	0:11.22 1200m	0:12.38 [4] (0:12.38)	1.7L		0:35.99 -2
3	1	LOVE TO TORQUE Cody Collis	2	65.0 1200m	0:11.27 1200m	0:12.66 [2] (0:12.66)	1.85L		0:36.17 -1
4	6	KICKUPHIGH Samantha Collett	5	66.2 1200m	0:11.25 1200m	0:13.07 [3] (0:13.07)	4.45L		0:36.77 +4
5	4	MISHANI PRINCE Cejay Graham	7	64.1 Overall	0:11.68 1200m	0:13.40 [6] (0:13.40)	11.25L		0:37.20 +2
6	2	MAYOR OF KINGSTON Jag Guthmann-Chester	6	64.2 1200m	0:11.40 1200m	0:13.71 [7] (0:13.71)	14.1L		0:37.87 +2
7	7	BABUSHKA DOLL Tiffani Brooker	3	64.7 1200m	0:11.36 1200m	0:14.23 [5] (0:14.23)	15.93L		0:38.39 +4



Horse/Jockey Name	Ha'penny Hatch
Final Rank	1
Fastest Section Time (Section)	0:11.08 (1200m)
Top Speed [km/h] (Section)	66.5 (1200m)
Race State	Finished



Eagle Farm QLD Professional
Race 1: RACECOURSE VILLAGE QTIS Two-Year-Old Handicap
- 1400m

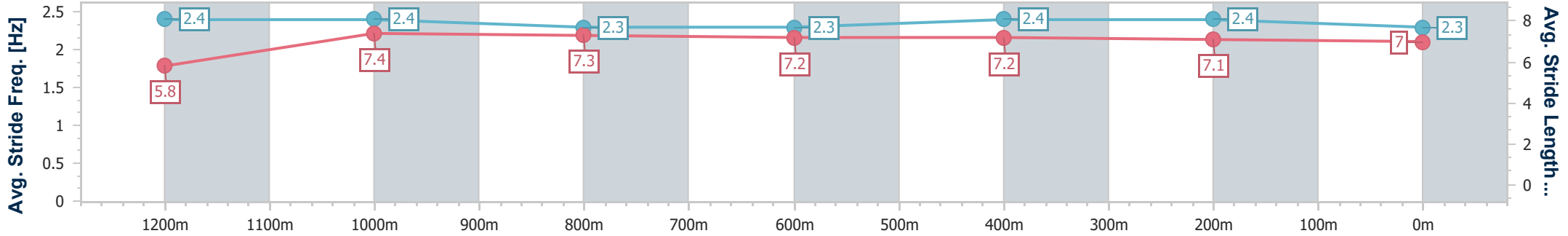
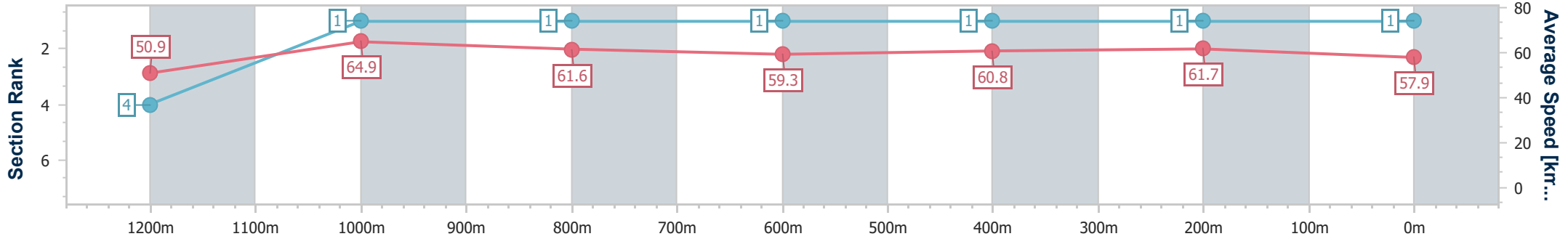


26 March 2025 - 12:21

BRISBANE
RACING CLUB

Track Rating: Soft 7, Weather: Overcast, Rail Position: +12m Entire

Section	Overall	1200m	1000m	800m	600m	400m	200m
Section Times	1:25.25 [1] (0:14.18)	1:11.07 [4] (0:11.08)	0:59.99 [1] (0:11.71)	0:48.28 [1] (0:12.21)	0:36.07 [1] (0:11.86)	0:24.21 [1] (0:11.63)	0:12.58 [1] (0:12.58)
Average Speed [km/h]	50.9	64.9	61.6	59.3	60.8	61.7	57.9
Top Speed [km/h]	66.4	66.5	63.6	60.5	62.5	63.3	60.1
Avg. Dist. to Rail [m]	5.1	2.7	0.5	0.5	0.3	0.5	1.8
Avg. Stride Freq. [Hz]	2.4	2.4	2.3	2.3	2.4	2.4	2.3
Avg. Stride Length [m]	5.8	7.4	7.3	7.2	7.2	7.1	7.0



- [] Ranking at each section and finish
- .-.- No data available at this section
- NA No data available



Horse/Jockey Name	Lonesome Soul
Final Rank	2
Fastest Section Time (Section)	0:11.22 (1200m)
Top Speed [km/h] (Section)	66.4 (1200m)
Race State	Finished



Eagle Farm QLD Professional
Race 1: RACECOURSE VILLAGE QTIS Two-Year-Old Handicap
- 1400m

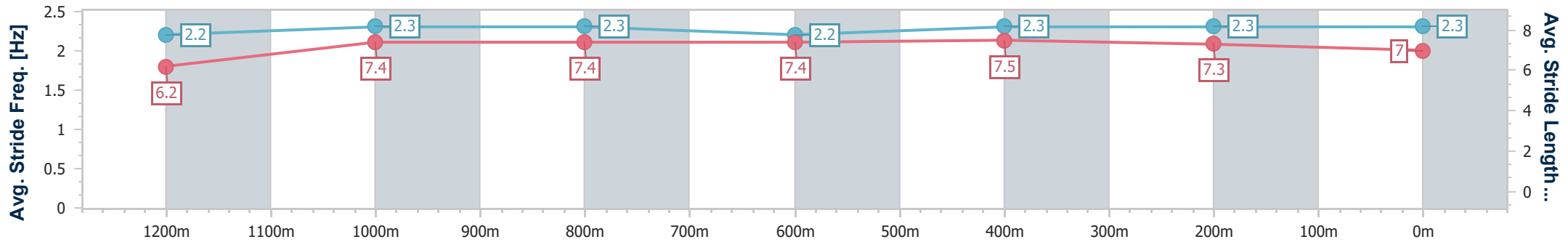
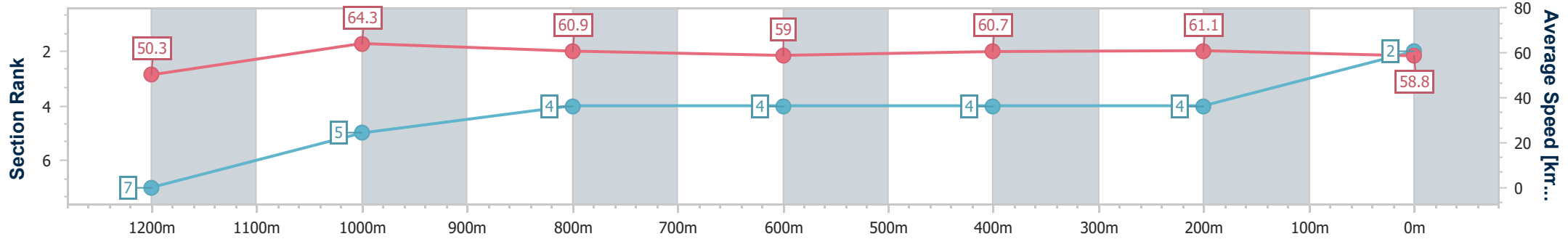
26 March 2025 - 12:21

Track Rating: Soft 7, Weather: Overcast, Rail Position: +12m Entire



BRISBANE
RACING CLUB

Section	Overall	1200m	1000m	800m	600m	400m	200m
Section Times	1:25.54 [2] (0:14.36)	1:11.18 [7] (0:11.22)	0:59.96 [5] (0:11.79)	0:48.17 [4] (0:12.18)	0:35.99 [4] (0:11.81)	0:24.18 [4] (0:11.80)	0:12.38 [4] (0:12.38)
Average Speed [km/h]	50.3	64.3	60.9	59.0	60.7	61.1	58.8
Top Speed [km/h]	66.1	66.4	62.2	60.1	62.7	62.7	60.4
Avg. Dist. to Rail [m]	1.7	1.2	0.3	0.5	0.5	1.6	3.7
Avg. Stride Freq. [Hz]	2.2	2.3	2.3	2.2	2.3	2.3	2.3
Avg. Stride Length [m]	6.2	7.4	7.4	7.4	7.5	7.3	7.0



- [] Ranking at each section and finish
- .-.- No data available at this section
- NA No data available



Horse/Jockey Name	Love To Torque
Final Rank	3
Fastest Section Time (Section)	0:11.27 (1200m)
Top Speed [km/h] (Section)	65.0 (1200m)
Race State	Finished



Eagle Farm QLD Professional
Race 1: RACECOURSE VILLAGE QTIS Two-Year-Old Handicap
- 1400m

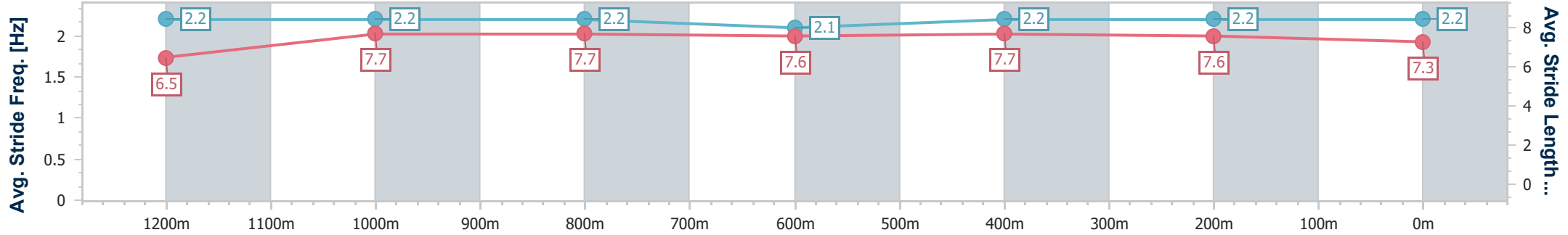
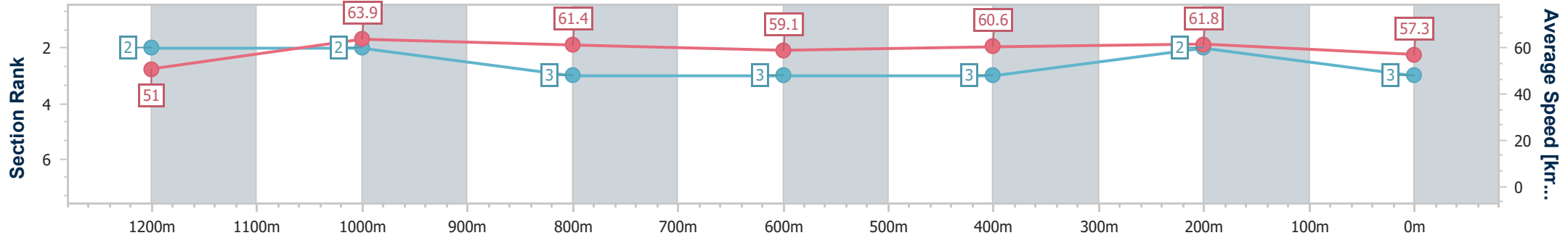


26 March 2025 - 12:21

BRISBANE RACING CLUB

Track Rating: Soft 7, Weather: Overcast, Rail Position: +12m Entire

Section	Overall	1200m	1000m	800m	600m	400m	200m
Section Times	1:25.57 [3] (0:14.12)	1:11.45 [2] (0:11.27)	1:00.18 [2] (0:11.81)	0:48.37 [3] (0:12.20)	0:36.17 [3] (0:11.85)	0:24.32 [3] (0:11.66)	0:12.66 [2] (0:12.66)
Average Speed [km/h]	51.0	63.9	61.4	59.1	60.6	61.8	57.3
Top Speed [km/h]	64.2	65.0	62.4	59.9	62.5	63.1	60.4
Avg. Dist. to Rail [m]	2.3	1.7	1.1	0.6	0.4	0.4	0.9
Avg. Stride Freq. [Hz]	2.2	2.2	2.2	2.1	2.2	2.2	2.2
Avg. Stride Length [m]	6.5	7.7	7.7	7.6	7.7	7.6	7.3



- [] Ranking at each section and finish
- .-.- No data available at this section
- NA No data available



Horse/Jockey Name	Kickuphigh
Final Rank	4
Fastest Section Time (Section)	0:11.25 (1200m)
Top Speed [km/h] (Section)	66.2 (1200m)
Race State	Finished



Eagle Farm QLD Professional
Race 1: RACECOURSE VILLAGE QTIS Two-Year-Old Handicap
- 1400m

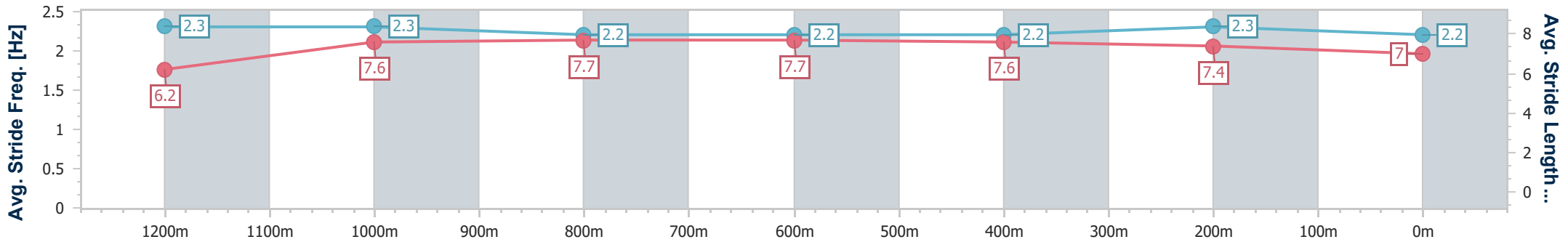
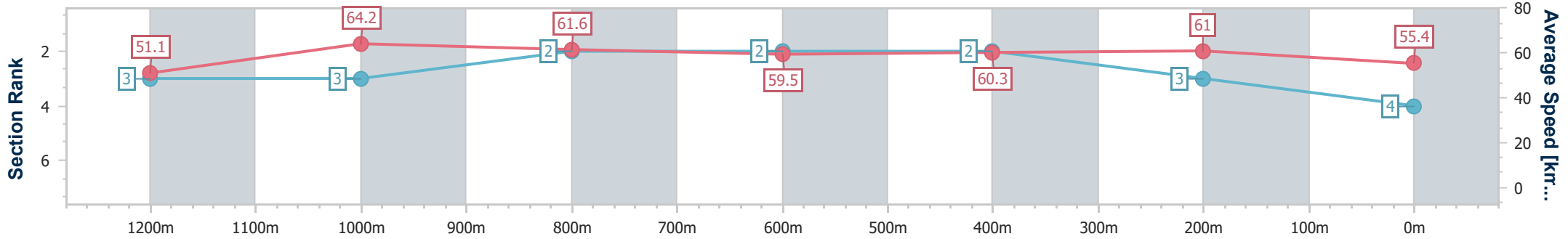


26 March 2025 - 12:21

BRISBANE
RACING CLUB

Track Rating: Soft 7, Weather: Overcast, Rail Position: +12m Entire

Section	Overall	1200m	1000m	800m	600m	400m	200m
Section Times	1:26.01 [4] (0:14.16)	1:11.85 [3] (0:11.25)	1:00.60 [3] (0:11.75)	0:48.85 [2] (0:12.08)	0:36.77 [2] (0:11.90)	0:24.87 [2] (0:11.80)	0:13.07 [3] (0:13.07)
Average Speed [km/h]	51.1	64.2	61.6	59.5	60.3	61.0	55.4
Top Speed [km/h]	66.2	66.2	62.2	60.2	62.5	62.7	58.6
Avg. Dist. to Rail [m]	5.8	4.9	1.6	1.5	1.7	1.8	4.2
Avg. Stride Freq. [Hz]	2.3	2.3	2.2	2.2	2.2	2.3	2.2
Avg. Stride Length [m]	6.2	7.6	7.7	7.7	7.6	7.4	7.0



- [] Ranking at each section and finish
- .-.- No data available at this section
- NA No data available



Horse/Jockey Name	Mishani Prince
Final Rank	5
Fastest Section Time (Section)	0:11.68 (1200m)
Top Speed [km/h] (Section)	64.1 (Overall)
Race State	Finished



Eagle Farm QLD Professional
Race 1: RACECOURSE VILLAGE QTIS Two-Year-Old Handicap
- 1400m

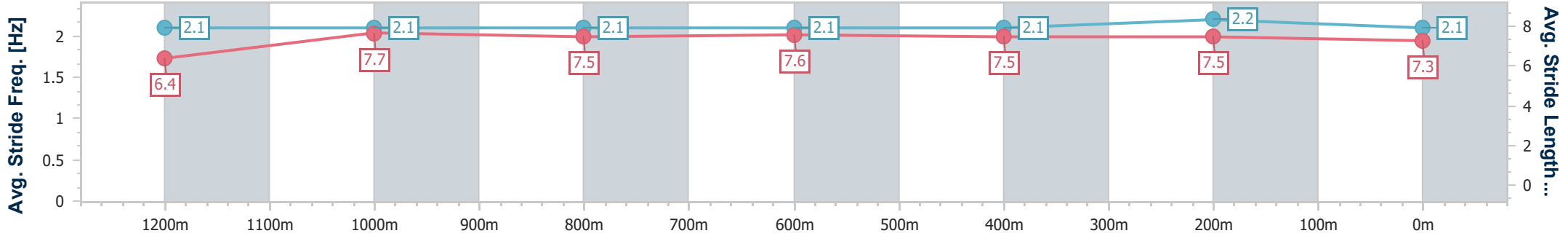
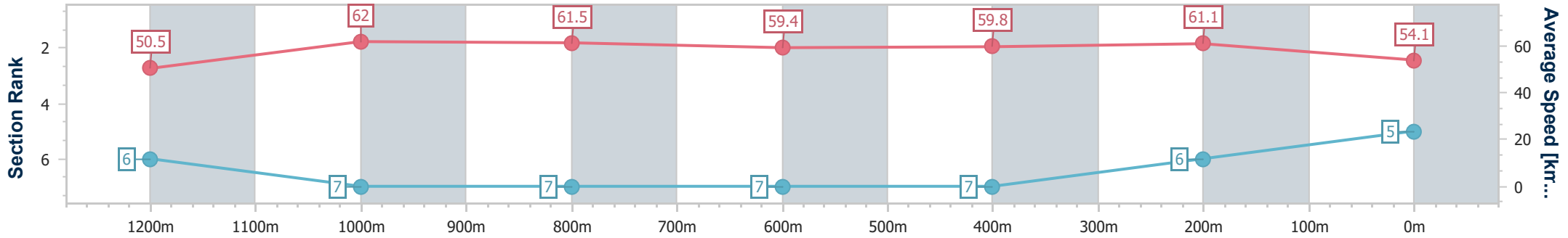


26 March 2025 - 12:21

BRISBANE
RACING CLUB

Track Rating: Soft 7, Weather: Overcast, Rail Position: +12m Entire

Section	Overall	1200m	1000m	800m	600m	400m	200m
Section Times	1:27.17 [5] (0:14.33)	1:12.84 [6] (0:11.68)	1:01.16 [7] (0:11.77)	0:49.39 [7] (0:12.19)	0:37.20 [7] (0:12.04)	0:25.16 [7] (0:11.76)	0:13.40 [6] (0:13.40)
Average Speed [km/h]	50.5	62.0	61.5	59.4	59.8	61.1	54.1
Top Speed [km/h]	64.1	62.9	62.6	61.1	61.9	62.7	58.2
Avg. Dist. to Rail [m]	7.8	3.2	1.8	1.0	0.2	0.5	1.4
Avg. Stride Freq. [Hz]	2.1	2.1	2.1	2.1	2.1	2.2	2.1
Avg. Stride Length [m]	6.4	7.7	7.5	7.6	7.5	7.5	7.3



- [] Ranking at each section and finish
- .-.- No data available at this section
- NA No data available



Horse/Jockey Name	Mayor Of Kingston
Final Rank	6
Fastest Section Time (Section)	0:11.40 (1200m)
Top Speed [km/h] (Section)	64.2 (1200m)
Race State	Finished



Eagle Farm QLD Professional
Race 1: RACECOURSE VILLAGE QTIS Two-Year-Old Handicap
- 1400m

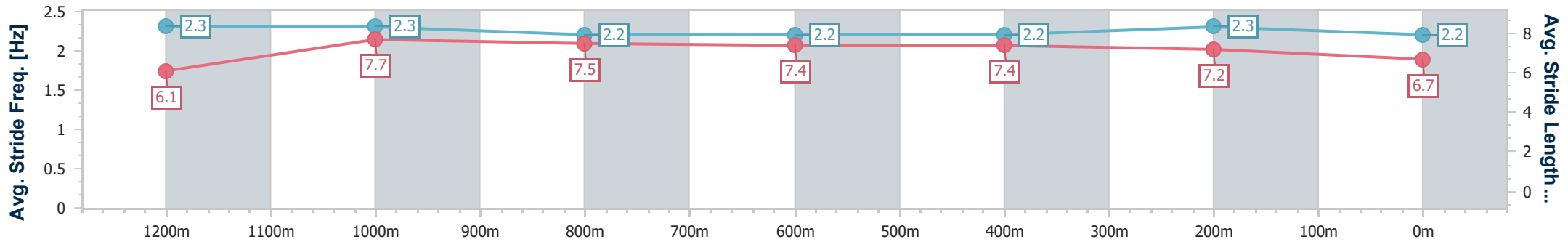
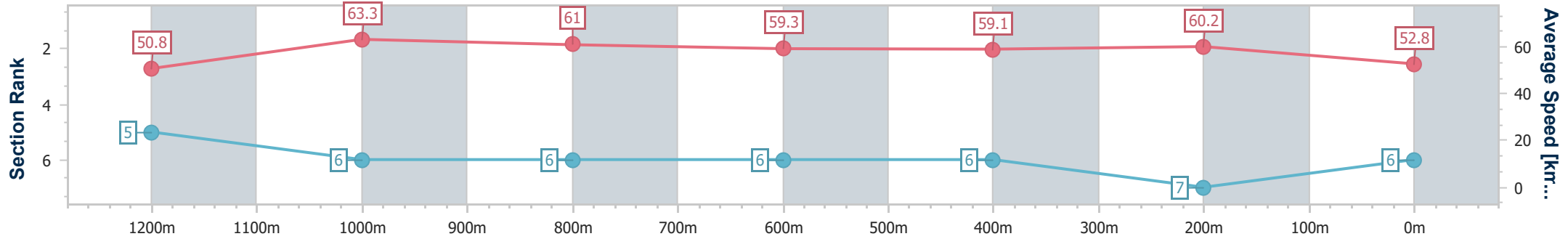


26 March 2025 - 12:21

BRISBANE
RACING CLUB

Track Rating: Soft 7, Weather: Overcast, Rail Position: +12m Entire

Section	Overall	1200m	1000m	800m	600m	400m	200m
Section Times	1:27.65 [6] (0:14.25)	1:13.40 [5] (0:11.40)	1:02.00 [6] (0:11.93)	0:50.07 [6] (0:12.20)	0:37.87 [6] (0:12.20)	0:25.67 [6] (0:11.96)	0:13.71 [7] (0:13.71)
Average Speed [km/h]	50.8	63.3	61.0	59.3	59.1	60.2	52.8
Top Speed [km/h]	64.1	64.2	61.8	61.2	60.1	62.4	57.5
Avg. Dist. to Rail [m]	6.7	3.5	1.8	1.4	0.6	1.7	1.5
Avg. Stride Freq. [Hz]	2.3	2.3	2.2	2.2	2.2	2.3	2.2
Avg. Stride Length [m]	6.1	7.7	7.5	7.4	7.4	7.2	6.7



- [] Ranking at each section and finish
- .-.- No data available at this section
- NA No data available



Horse/Jockey Name	Babushka Doll
Final Rank	7
Fastest Section Time (Section)	0:11.36 (1200m)
Top Speed [km/h] (Section)	64.7 (1200m)
Race State	Finished



Eagle Farm QLD Professional
Race 1: RACECOURSE VILLAGE QTIS Two-Year-Old Handicap
- 1400m

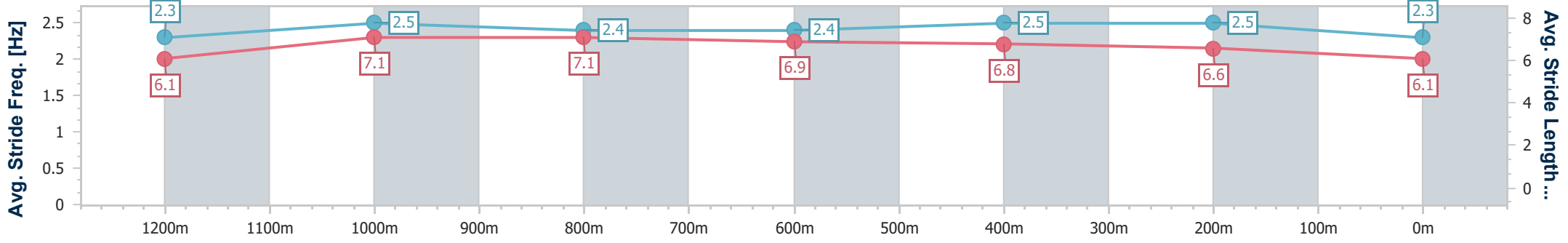
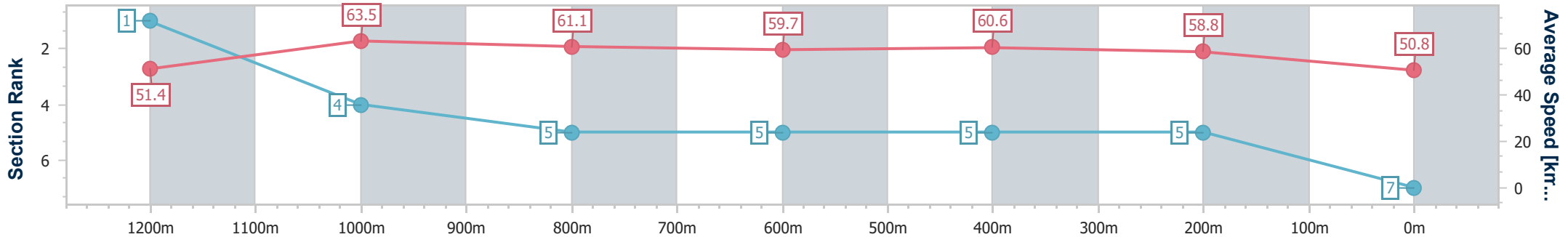


26 March 2025 - 12:21

BRISBANE
RACING CLUB

Track Rating: Soft 7, Weather: Overcast, Rail Position: +12m Entire

Section	Overall	1200m	1000m	800m	600m	400m	200m
Section Times	1:27.96 [7] (0:14.06)	1:13.90 [1] (0:11.36)	1:02.54 [4] (0:11.96)	0:50.58 [5] (0:12.19)	0:38.39 [5] (0:11.94)	0:26.45 [5] (0:12.22)	0:14.23 [5] (0:14.23)
Average Speed [km/h]	51.4	63.5	61.1	59.7	60.6	58.8	50.8
Top Speed [km/h]	64.2	64.7	62.2	61.9	61.6	61.2	56.0
Avg. Dist. to Rail [m]	2.9	3.1	2.5	2.5	0.9	1.2	1.9
Avg. Stride Freq. [Hz]	2.3	2.5	2.4	2.4	2.5	2.5	2.3
Avg. Stride Length [m]	6.1	7.1	7.1	6.9	6.8	6.6	6.1



- [] Ranking at each section and finish
- .-.- No data available at this section
- NA No data available



Eagle Farm QLD Professional

Race 2: THE GIBSON Maiden Plate - 1000m

26 March 2025 - 12:55



BRISBANE
RACING CLUB

Track Rating: Soft 7, Weather: Overcast, Rail Position: +12m Entire

Section											Last 600m	
Field Times		Overall	800m	600m	400m	200m						0:34.27
		0:58.57 (0:13.25)	0:45.32 (0:11.05)	0:34.27 (0:11.14)	0:23.13 (0:11.32)	0:11.81 (0:11.81)						
Rank	TAB Horse/Jockey	Barrier	Top Speed [km/h]	Fastest Section						Margin	Distance Travelled [m]	
1	10 POCKETMONEY Martin Harley	10	68.1	0:10.71	0:58.57 [1] (0:13.98)	0:44.59 [10] (0:11.15)	0:33.44 [10] (0:11.33)	0:22.11 [10] (0:10.71)	0:11.40 [7] (0:11.40)	0:58.57	0:33.44	
2	2 BUNDELLA Ryan Maloney	4	66.5	0:11.10	0:58.69 [2] (0:13.53)	0:45.16 [4] (0:11.15)	0:34.01 [5] (0:11.15)	0:22.86 [5] (0:11.10)	0:11.76 [4] (0:11.76)	0.74L	0:34.01	-1
3	4 OUT OF TURN Tiffani Brooker	9	67.9	0:10.88	0:58.78 [3] (0:13.70)	0:45.08 [6] (0:11.18)	0:33.90 [6] (0:11.16)	0:22.74 [7] (0:10.88)	0:11.86 [3] (0:11.86)	1.26L	0:33.90	+7
4	5 A TOUCH FROM FAYT Cejay Graham	5	69.3	0:10.98	0:58.85 [4] (0:13.32)	0:45.53 [2] (0:10.98)	0:34.55 [1] (0:11.14)	0:23.41 [1] (0:11.32)	0:12.09 [1] (0:12.09)	1.65L	0:34.55	+1
5	8 CAPITAL BEAUTY Damien Thornton	8	67.1	0:11.04	0:59.21 [5] (0:13.85)	0:45.36 [9] (0:11.04)	0:34.32 [7] (0:11.07)	0:23.25 [6] (0:11.04)	0:12.21 [5] (0:12.21)	3.8L	0:34.32	+1
6	6 EL QUINTO Mark Du Plessis	1	68.0	0:11.19	0:59.37 [6] (0:13.25)	0:46.12 [1] (0:11.22)	0:34.90 [3] (0:11.19)	0:23.71 [3] (0:11.43)	0:12.28 [6] (0:12.28)	4.71L	0:34.90	-2
7	9 FREEDOM TO ROAM Emily Lang	2	66.4	0:11.13	0:59.50 [7] (0:13.79)	0:45.71 [8] (0:11.19)	0:34.52 [8] (0:11.13)	0:23.39 [8] (0:11.20)	0:12.19 [9] (0:12.19)	5.5L	0:34.52	-1
8	1 BIG Demeanor Angela Jones	7	69.0	0:10.78	0:59.77 [8] (0:13.55)	0:46.22 [5] (0:10.78)	0:35.44 [2] (0:11.11)	0:24.33 [2] (0:11.44)	0:12.89 [2] (0:12.89)	7.07L	0:35.44	+3
9	7 BRODIES VOYAGE Sean Cormack	3	66.8	0:11.16	0:59.83 [9] (0:13.79)	0:46.04 [7] (0:11.33)	0:34.71 [9] (0:11.21)	0:23.50 [9] (0:11.16)	0:12.34 [10] (0:12.34)	7.44L	0:34.71	+3
10	3 KADIATCHA MAN Boris Thornton	6	67.3	0:11.16	1:00.39 [10] (0:13.42)	0:46.97 [3] (0:11.16)	0:35.81 [4] (0:11.20)	0:24.61 [4] (0:11.52)	0:13.09 [8] (0:13.09)	10.72L	0:35.81	+8

Scratched: Supido Rose (#11)

Report Created: Wed 26 March 2025 13:25 GMT+1 (Note: Timing is based on position data)

Page 1/11

[] Ranking at each section and finish
 -:-:- No data available at this section
 NA No data available

SCN Saddle cloth number
 DNF Did not finish
 DNT Did not track

data processed by TRIPLES DATA



Horse/Jockey Name	Pocketmoney
Final Rank	1
Fastest Section Time (Section)	0:10.71 (400m)
Top Speed [km/h] (Section)	68.1 (Overall)
Race State	Finished



Eagle Farm QLD Professional

Race 2: THE GIBSON Maiden Plate - 1000m

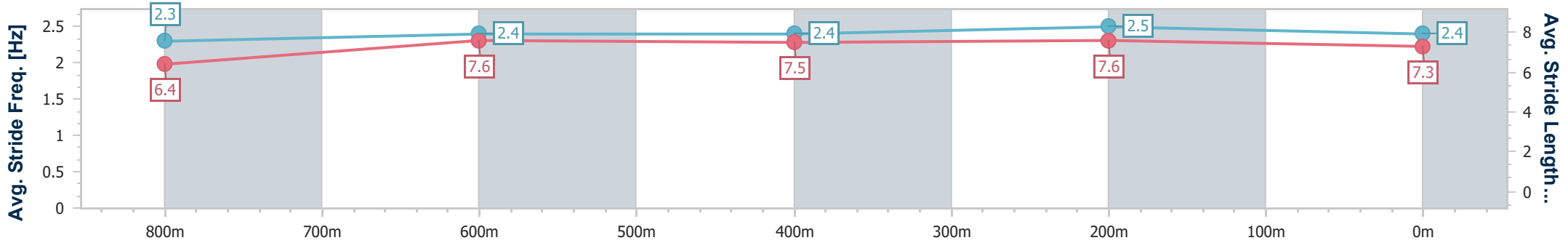
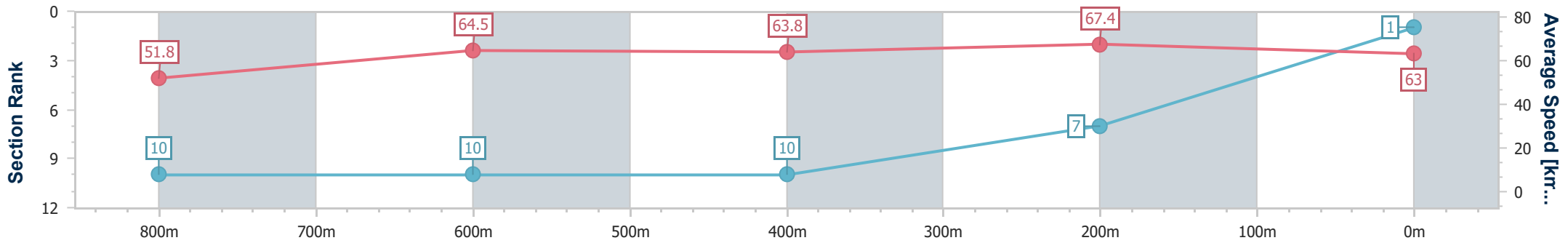
26 March 2025 - 12:55

Track Rating: Soft 7, Weather: Overcast, Rail Position: +12m Entire



BRISBANE RACING CLUB

Section	Overall	800m	600m	400m	200m
Section Times	0:58.57 [1] (0:13.98)	0:44.59 [10] (0:11.15)	0:33.44 [10] (0:11.33)	0:22.11 [10] (0:10.71)	0:11.40 [7] (0:11.40)
Average Speed [km/h]	51.8	64.5	63.8	67.4	63.0
Top Speed [km/h]	68.1	67.9	67.1	68.0	65.9
Avg. Dist. to Rail [m]	4.5	0.5	1.2	3.7	6.2
Avg. Stride Freq. [Hz]	2.3	2.4	2.4	2.5	2.4
Avg. Stride Length [m]	6.4	7.6	7.5	7.6	7.3



- [] Ranking at each section and finish
- .-.- No data available at this section
- NA No data available



Horse/Jockey Name	Bundella
Final Rank	2
Fastest Section Time (Section)	0:11.10 (400m)
Top Speed [km/h] (Section)	66.5 (400m)
Race State	Finished

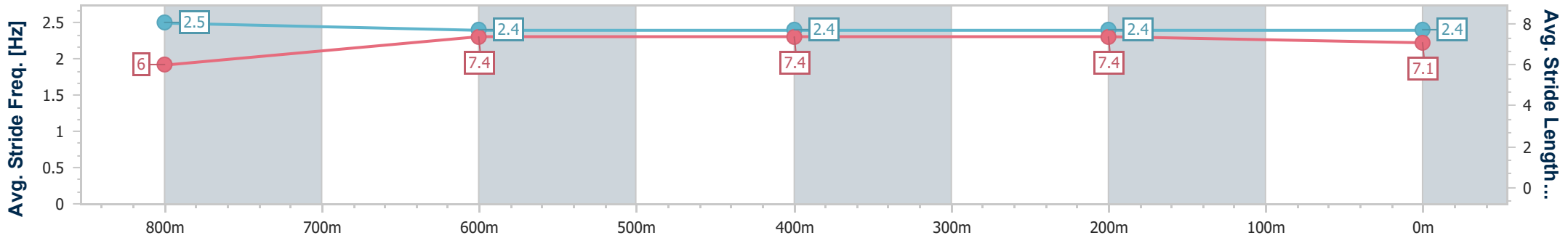
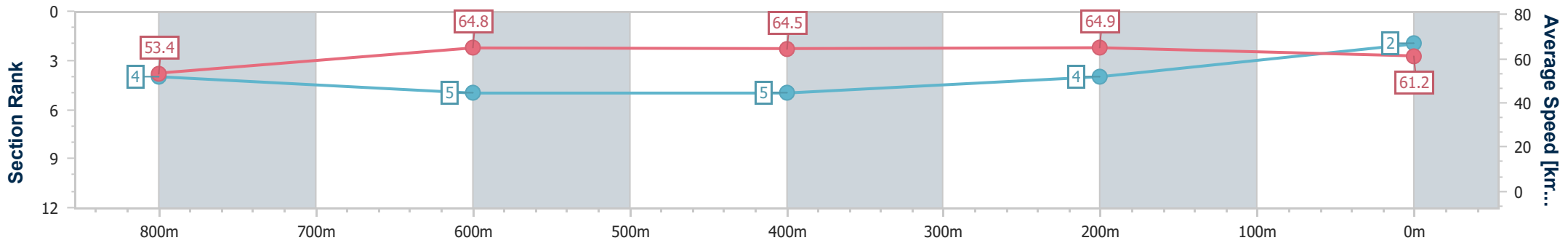


Eagle Farm QLD Professional
 Race 2: THE GIBSON Maiden Plate - 1000m
 26 March 2025 - 12:55
 Track Rating: Soft 7, Weather: Overcast, Rail Position: +12m Entire



BRISBANE
 RACING CLUB

Section	Overall	800m	600m	400m	200m
Section Times	0:58.69 [2] (0:13.53)	0:45.16 [4] (0:11.15)	0:34.01 [5] (0:11.15)	0:22.86 [5] (0:11.10)	0:11.76 [4] (0:11.76)
Average Speed [km/h]	53.4	64.8	64.5	64.9	61.2
Top Speed [km/h]	66.0	66.0	66.5	66.5	63.9
Avg. Dist. to Rail [m]	1.1	0.5	0.5	1.2	1.3
Avg. Stride Freq. [Hz]	2.5	2.4	2.4	2.4	2.4
Avg. Stride Length [m]	6.0	7.4	7.4	7.4	7.1



- [] Ranking at each section and finish
- .-.- No data available at this section
- NA No data available



Horse/Jockey Name	Out Of Turn
Final Rank	3
Fastest Section Time (Section)	0:10.88 (400m)
Top Speed [km/h] (Section)	67.9 (Overall)
Race State	Finished



Eagle Farm QLD Professional

Race 2: THE GIBSON Maiden Plate - 1000m

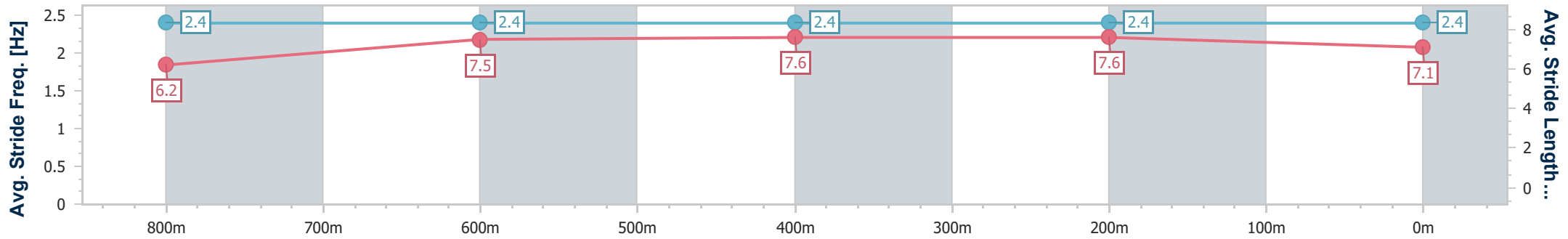
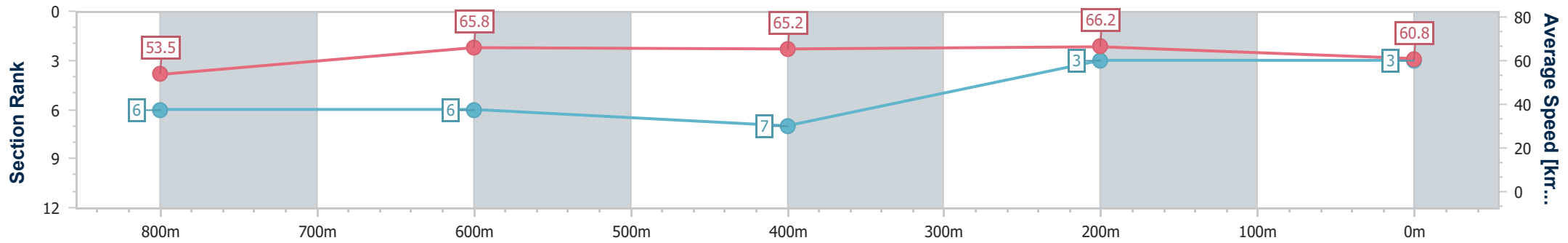
26 March 2025 - 12:55

Track Rating: Soft 7, Weather: Overcast, Rail Position: +12m Entire



BRISBANE RACING CLUB

Section	Overall	800m	600m	400m	200m
Section Times	0:58.78 [3] (0:13.70)	0:45.08 [6] (0:11.18)	0:33.90 [6] (0:11.16)	0:22.74 [7] (0:10.88)	0:11.86 [3] (0:11.86)
Average Speed [km/h]	53.5	65.8	65.2	66.2	60.8
Top Speed [km/h]	67.9	67.8	67.3	67.8	64.1
Avg. Dist. to Rail [m]	7.1	4.7	2.5	4.3	3.5
Avg. Stride Freq. [Hz]	2.4	2.4	2.4	2.4	2.4
Avg. Stride Length [m]	6.2	7.5	7.6	7.6	7.1



- [] Ranking at each section and finish
- .-.- No data available at this section
- NA No data available



Horse/Jockey Name	A Touch From Fayt
Final Rank	4
Fastest Section Time (Section)	0:10.98 (800m)
Top Speed [km/h] (Section)	69.3 (Overall)
Race State	Finished



Eagle Farm QLD Professional

Race 2: THE GIBSON Maiden Plate - 1000m

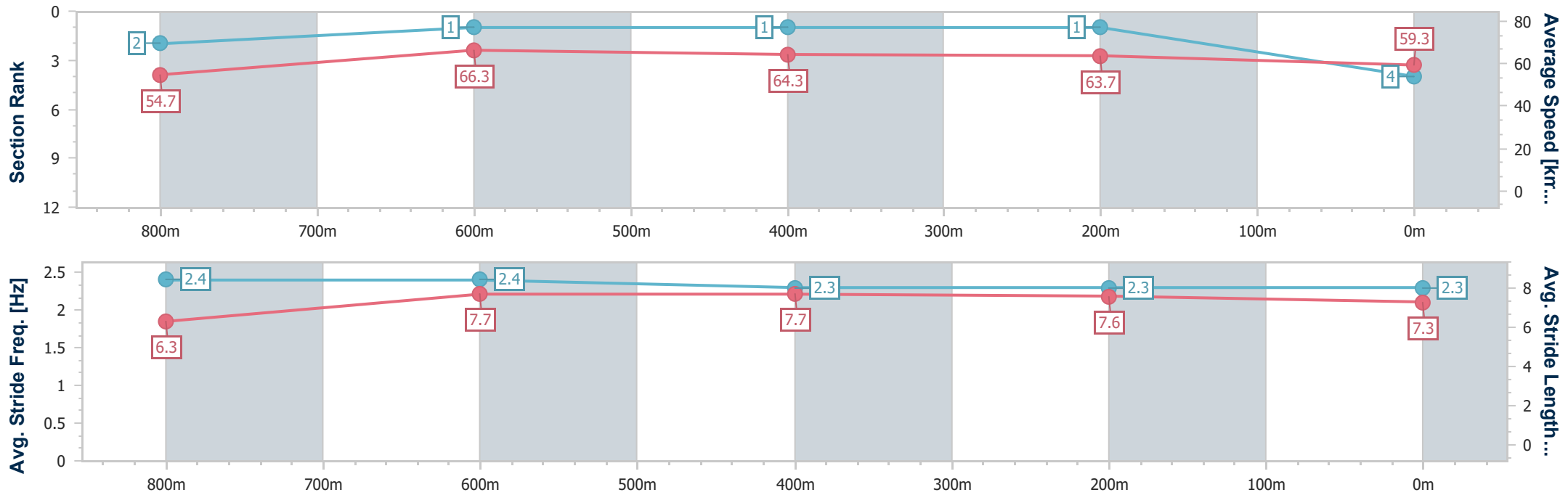
26 March 2025 - 12:55

Track Rating: Soft 7, Weather: Overcast, Rail Position: +12m Entire



BRISBANE RACING CLUB

Section	Overall	800m	600m	400m	200m
Section Times	0:58.85 [4] (0:13.32)	0:45.53 [2] (0:10.98)	0:34.55 [1] (0:11.14)	0:23.41 [1] (0:11.32)	0:12.09 [1] (0:12.09)
Average Speed [km/h]	54.7	66.3	64.3	63.7	59.3
Top Speed [km/h]	69.3	69.2	65.3	64.9	62.4
Avg. Dist. to Rail [m]	3.8	2.0	0.7	1.2	1.6
Avg. Stride Freq. [Hz]	2.4	2.4	2.3	2.3	2.3
Avg. Stride Length [m]	6.3	7.7	7.7	7.6	7.3



- [] Ranking at each section and finish
- .-.- No data available at this section
- NA No data available



Horse/Jockey Name	Capital Beauty
Final Rank	5
Fastest Section Time (Section)	0:11.04 (800m)
Top Speed [km/h] (Section)	67.1 (800m)
Race State	Finished

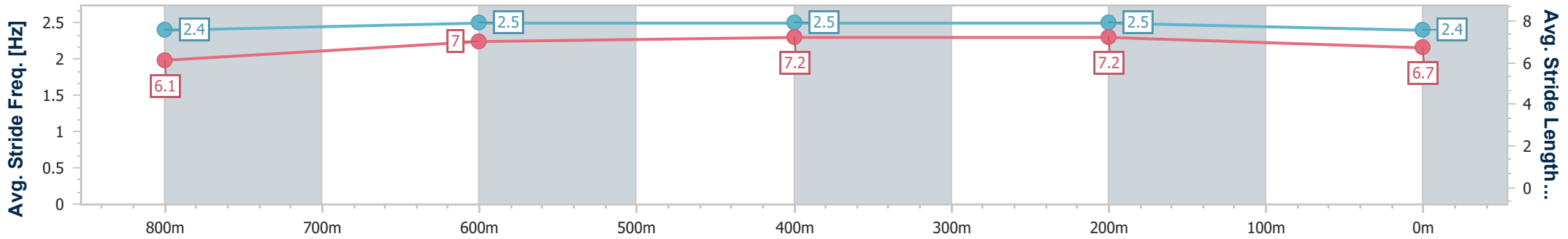
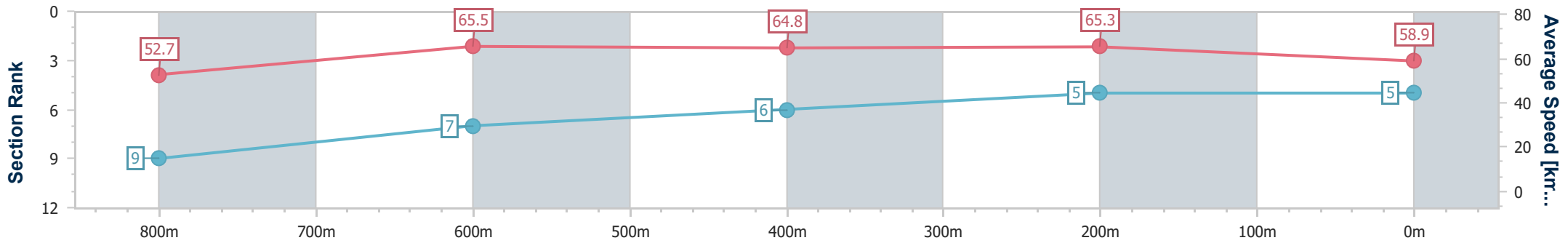


Eagle Farm QLD Professional
 Race 2: THE GIBSON Maiden Plate - 1000m
 26 March 2025 - 12:55
 Track Rating: Soft 7, Weather: Overcast, Rail Position: +12m Entire



BRISBANE
 RACING CLUB

Section	Overall	800m	600m	400m	200m
Section Times	0:59.21 [5] (0:13.85)	0:45.36 [9] (0:11.04)	0:34.32 [7] (0:11.07)	0:23.25 [6] (0:11.04)	0:12.21 [5] (0:12.21)
Average Speed [km/h]	52.7	65.5	64.8	65.3	58.9
Top Speed [km/h]	66.3	67.1	66.3	66.0	63.4
Avg. Dist. to Rail [m]	5.8	0.9	1.0	3.6	4.5
Avg. Stride Freq. [Hz]	2.4	2.5	2.5	2.5	2.4
Avg. Stride Length [m]	6.1	7.0	7.2	7.2	6.7



- [] Ranking at each section and finish
- .-.- No data available at this section
- NA No data available



Horse/Jockey Name	El Quinto
Final Rank	6
Fastest Section Time (Section)	0:11.19 (600m)
Top Speed [km/h] (Section)	68.0 (Overall)
Race State	Finished



Eagle Farm QLD Professional

Race 2: THE GIBSON Maiden Plate - 1000m

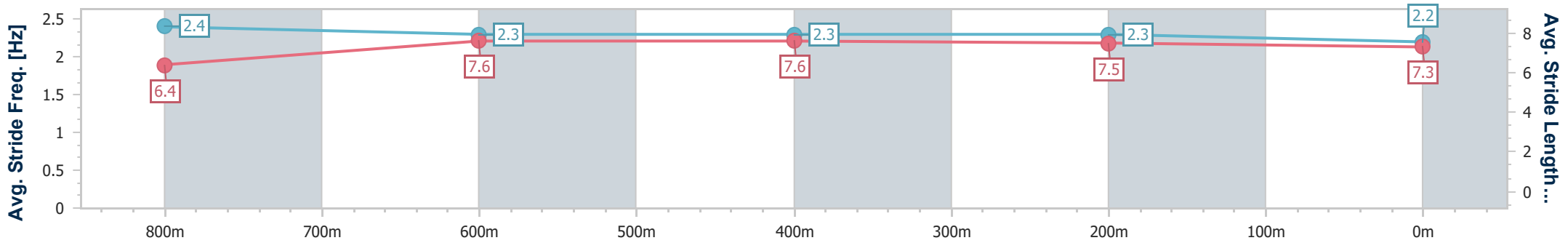
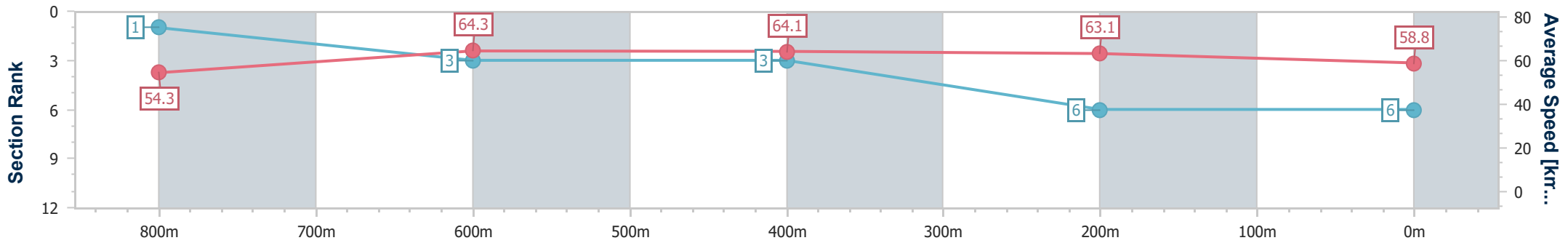
26 March 2025 - 12:55

Track Rating: Soft 7, Weather: Overcast, Rail Position: +12m Entire



BRISBANE RACING CLUB

Section	Overall	800m	600m	400m	200m
Section Times	0:59.37 [6] (0:13.25)	0:46.12 [1] (0:11.22)	0:34.90 [3] (0:11.19)	0:23.71 [3] (0:11.43)	0:12.28 [6] (0:12.28)
Average Speed [km/h]	54.3	64.3	64.1	63.1	58.8
Top Speed [km/h]	68.0	67.4	65.0	64.8	61.2
Avg. Dist. to Rail [m]	1.3	0.6	0.4	0.6	1.7
Avg. Stride Freq. [Hz]	2.4	2.3	2.3	2.3	2.2
Avg. Stride Length [m]	6.4	7.6	7.6	7.5	7.3



- [] Ranking at each section and finish
- .-.- No data available at this section
- NA No data available



Horse/Jockey Name	Freedom To Roam
Final Rank	7
Fastest Section Time (Section)	0:11.13 (600m)
Top Speed [km/h] (Section)	66.4 (Overall)
Race State	Finished



Eagle Farm QLD Professional

Race 2: THE GIBSON Maiden Plate - 1000m

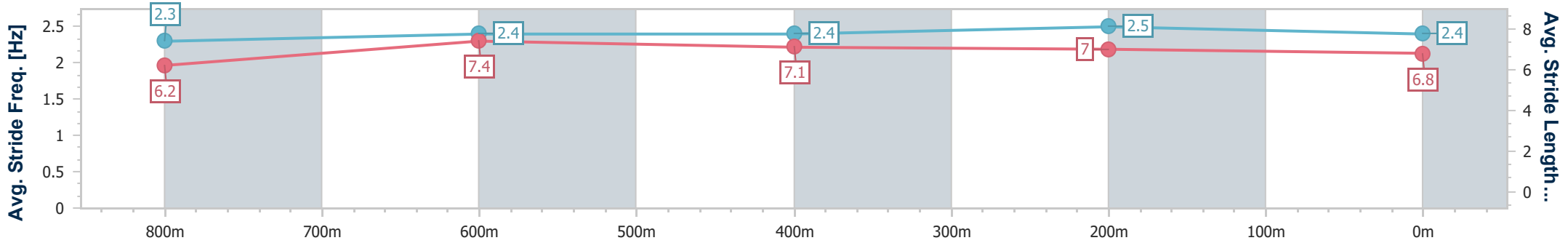
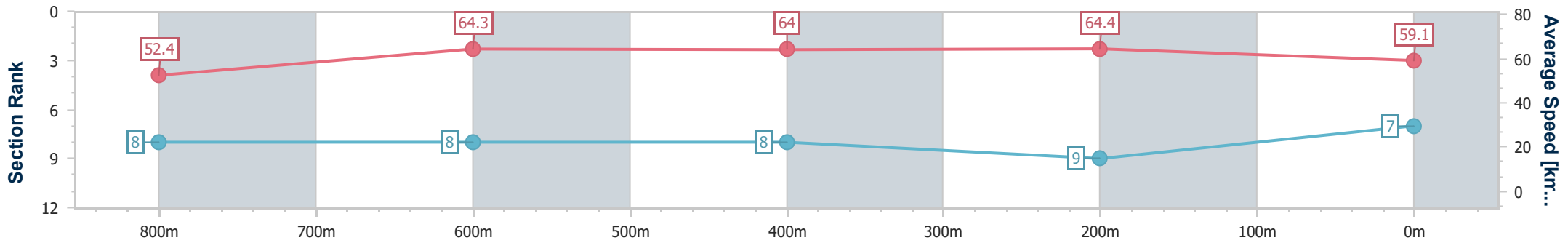
26 March 2025 - 12:55

Track Rating: Soft 7, Weather: Overcast, Rail Position: +12m Entire



BRISBANE RACING CLUB

Section	Overall	800m	600m	400m	200m
Section Times	0:59.50 [7] (0:13.79)	0:45.71 [8] (0:11.19)	0:34.52 [8] (0:11.13)	0:23.39 [8] (0:11.20)	0:12.19 [9] (0:12.19)
Average Speed [km/h]	52.4	64.3	64.0	64.4	59.1
Top Speed [km/h]	66.4	65.5	65.4	66.0	61.8
Avg. Dist. to Rail [m]	1.3	0.5	1.6	0.7	2.0
Avg. Stride Freq. [Hz]	2.3	2.4	2.4	2.5	2.4
Avg. Stride Length [m]	6.2	7.4	7.1	7.0	6.8



- [] Ranking at each section and finish
- .-.- No data available at this section
- NA No data available



Horse/Jockey Name	Big Demeanor
Final Rank	8
Fastest Section Time (Section)	0:10.78 (800m)
Top Speed [km/h] (Section)	69.0 (800m)
Race State	Finished

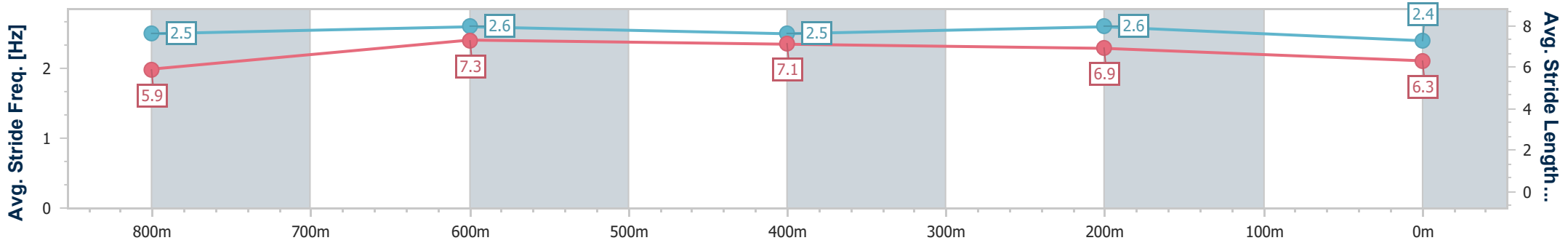
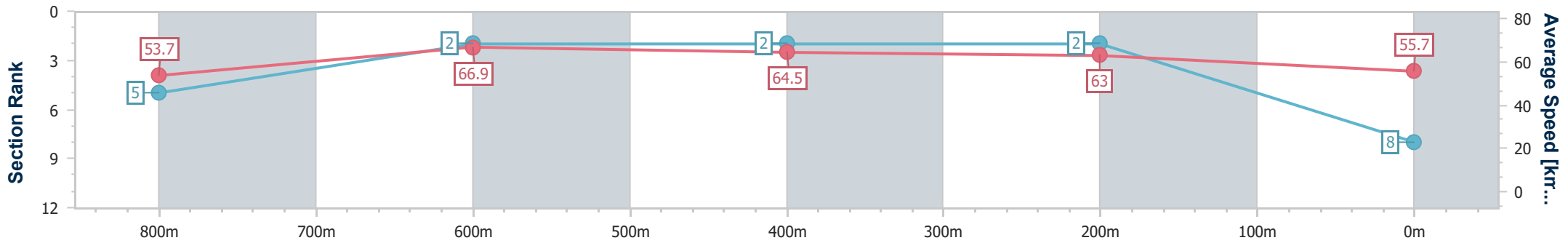


Eagle Farm QLD Professional
 Race 2: THE GIBSON Maiden Plate - 1000m
 26 March 2025 - 12:55
 Track Rating: Soft 7, Weather: Overcast, Rail Position: +12m Entire



BRISBANE RACING CLUB

Section	Overall	800m	600m	400m	200m
Section Times	0:59.77 [8] (0:13.55)	0:46.22 [5] (0:10.78)	0:35.44 [2] (0:11.11)	0:24.33 [2] (0:11.44)	0:12.89 [2] (0:12.89)
Average Speed [km/h]	53.7	66.9	64.5	63.0	55.7
Top Speed [km/h]	68.3	69.0	65.3	64.3	59.8
Avg. Dist. to Rail [m]	5.2	1.7	1.8	1.7	1.4
Avg. Stride Freq. [Hz]	2.5	2.6	2.5	2.6	2.4
Avg. Stride Length [m]	5.9	7.3	7.1	6.9	6.3



- [] Ranking at each section and finish
- .-.- No data available at this section
- NA No data available



Horse/Jockey Name	Brodies Voyage
Final Rank	9
Fastest Section Time (Section)	0:11.16 (400m)
Top Speed [km/h] (Section)	66.8 (Overall)
Race State	Finished



Eagle Farm QLD Professional

Race 2: THE GIBSON Maiden Plate - 1000m

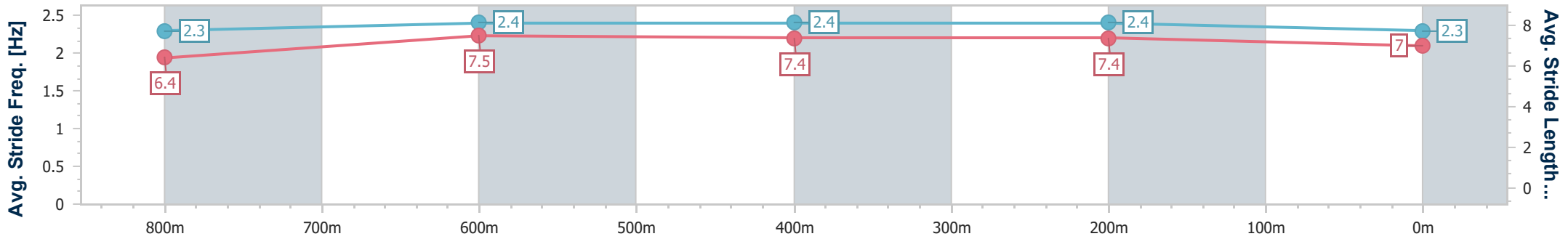
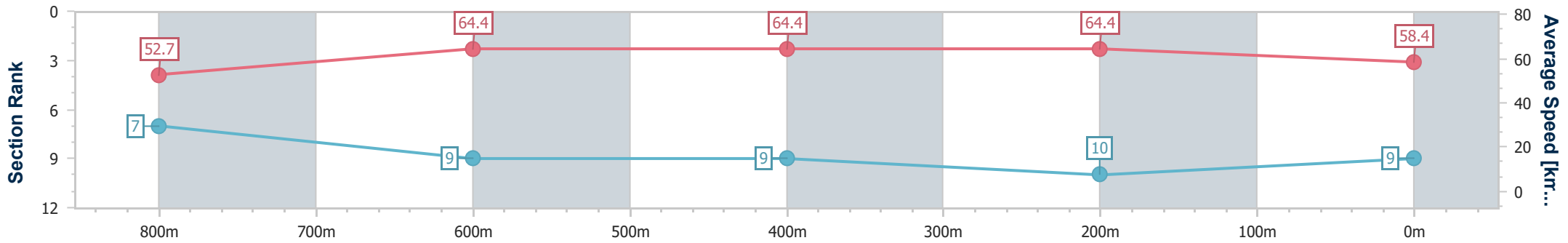
26 March 2025 - 12:55

Track Rating: Soft 7, Weather: Overcast, Rail Position: +12m Entire



BRISBANE RACING CLUB

Section	Overall	800m	600m	400m	200m
Section Times	0:59.83 [9] (0:13.79)	0:46.04 [7] (0:11.33)	0:34.71 [9] (0:11.21)	0:23.50 [9] (0:11.16)	0:12.34 [10] (0:12.34)
Average Speed [km/h]	52.7	64.4	64.4	64.4	58.4
Top Speed [km/h]	66.8	66.3	66.4	66.1	62.4
Avg. Dist. to Rail [m]	2.3	2.6	0.7	2.8	1.2
Avg. Stride Freq. [Hz]	2.3	2.4	2.4	2.4	2.3
Avg. Stride Length [m]	6.4	7.5	7.4	7.4	7.0



- [] Ranking at each section and finish
- .-.-.- No data available at this section
- NA No data available



Horse/Jockey Name	Kadiatcha Man
Final Rank	10
Fastest Section Time (Section)	0:11.16 (800m)
Top Speed [km/h] (Section)	67.3 (800m)
Race State	Finished

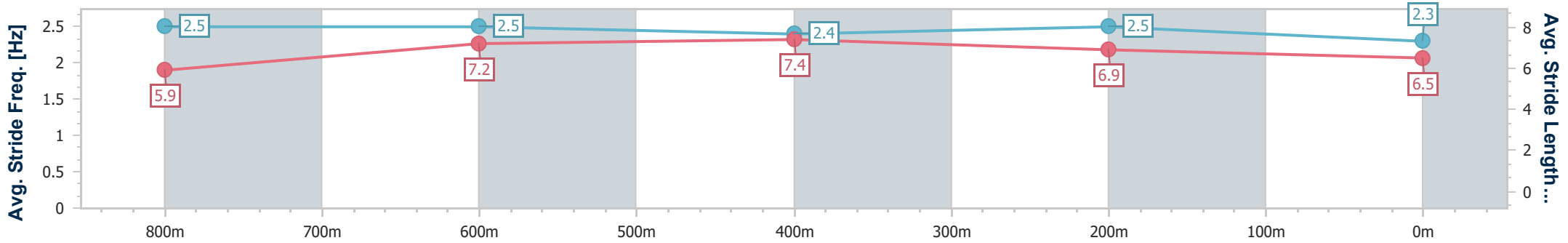
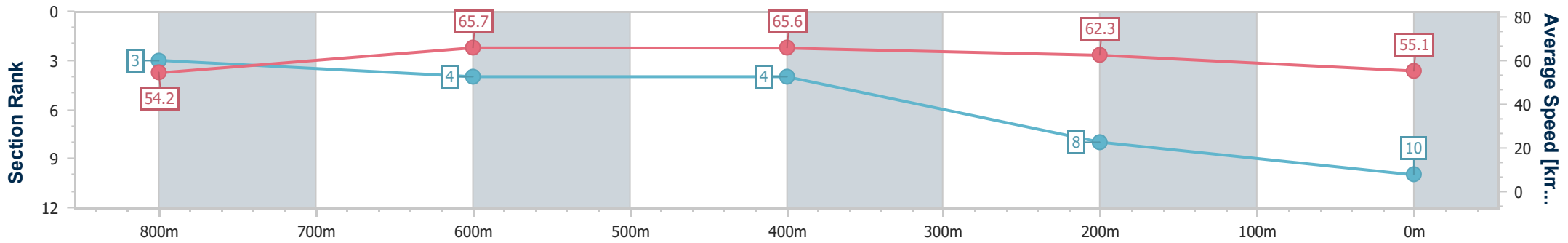


Eagle Farm QLD Professional
 Race 2: THE GIBSON Maiden Plate - 1000m
 26 March 2025 - 12:55
 Track Rating: Soft 7, Weather: Overcast, Rail Position: +12m Entire



BRISBANE
 RACING CLUB

Section	Overall	800m	600m	400m	200m
Section Times	1:00.39 [10] (0:13.42)	0:46.97 [3] (0:11.16)	0:35.81 [4] (0:11.20)	0:24.61 [4] (0:11.52)	0:13.09 [8] (0:13.09)
Average Speed [km/h]	54.2	65.7	65.6	62.3	55.1
Top Speed [km/h]	67.1	67.3	66.1	64.6	59.6
Avg. Dist. to Rail [m]	3.6	4.5	3.5	4.5	6.2
Avg. Stride Freq. [Hz]	2.5	2.5	2.4	2.5	2.3
Avg. Stride Length [m]	5.9	7.2	7.4	6.9	6.5



- [] Ranking at each section and finish
- .-.- No data available at this section
- NA No data available



Eagle Farm QLD Professional

Race 3: BRC MILLINERS MARKET 11 APRIL Class 3 Plate - 1600m

26 March 2025 - 13:34



BRISBANE
RACING CLUB

Track Rating: Soft 7, Weather: Overcast, Rail Position: +12m Entire

Section		Overall	1400m	1200m	1000m	800m	600m	400m	Last 600m				
Field Times		1:37.29 (0:13.47)	1:23.82 (0:11.18)	1:12.64 (0:12.23)	1:00.41 (0:12.47)	0:47.94 (0:11.90)	0:36.04 (0:11.56)	0:24.48 (0:11.91)	0:36.04				
Rank	TAB Horse/Jockey	Barrier	Top Speed [km/h]	Fastest Section									Distance Travelled [m]
1	3 RING BEARER Emily Lang	1	64.4	0:11.47	1:37.29 [1] (0:13.71)	1:23.58 [4] (0:11.47)	1:12.11 [4] (0:12.06)	1:00.05 [4] (0:12.30)	0:47.75 [3] (0:12.08)	0:35.67 [3] (0:11.58)	0:24.09 [3] (0:11.67)	0:35.67	
2	2 HECTOR DE MARIS Cejay Graham	5	65.7	0:11.51	1:37.30 [2] (0:13.97)	1:23.33 [6] (0:11.55)	1:11.78 [6] (0:12.03)	0:59.75 [6] (0:12.39)	0:47.36 [6] (0:11.99)	0:35.37 [5] (0:11.51)	0:23.86 [5] (0:11.55)	0:35.37	+0
3	8 SHE'S GOT VEUVE Ryan Maloney	7	65.8	0:11.34	1:37.30 [3] (0:14.26)	1:23.04 [7] (0:11.47)	1:11.57 [7] (0:11.95)	0:59.62 [7] (0:12.44)	0:47.18 [7] (0:12.09)	0:35.09 [7] (0:11.34)	0:23.75 [7] (0:11.34)	0:35.09	+5
4	7 JOVITA Jag Guthmann-Chester	6	64.7	0:11.48	1:37.39 [4] (0:13.96)	1:23.43 [5] (0:11.48)	1:11.95 [5] (0:12.06)	0:59.89 [5] (0:12.38)	0:47.51 [5] (0:12.14)	0:35.37 [6] (0:11.50)	0:23.87 [6] (0:11.50)	0:35.37	+2
5	1 DARK VADOR Cody Collis	4	65.5	0:11.29	1:37.70 [5] (0:13.47)	1:24.23 [1] (0:11.29)	1:12.94 [2] (0:12.17)	1:00.77 [2] (0:12.39)	0:48.34 [2] (0:11.95)	0:36.39 [2] (0:11.51)	0:24.88 [2] (0:11.90)	0:36.39	+3
6	5 TAREX Adin Thompson	3	66.8	0:11.13	1:37.81 [6] (0:13.52)	1:24.29 [2] (0:11.13)	1:13.16 [1] (0:12.23)	1:00.93 [1] (0:12.47)	0:48.46 [1] (0:11.90)	0:36.56 [1] (0:11.56)	0:25.00 [1] (0:11.97)	0:36.56	-1
7	6 HUSSY EMPRESS Madeleine Wishart	2	64.4	0:11.40	1:38.24 [7] (0:13.66)	1:24.58 [3] (0:11.40)	1:13.18 [3] (0:12.13)	1:01.05 [3] (0:12.39)	0:48.66 [4] (0:12.09)	0:36.57 [4] (0:11.65)	0:24.92 [4] (0:11.82)	0:36.57	+3

Scratched: Singer Sargent (#4)

[] Ranking at each section and finish
 -:-:- No data available at this section
 NA No data available

SCN Saddle cloth number
 DNF Did not finish
 DNT Did not track



Eagle Farm QLD Professional

Race 3: BRC MILLINERS MARKET 11 APRIL Class 3 Plate - 1600m

26 March 2025 - 13:34



BRISBANE
RACING CLUB

Track Rating: Soft 7, Weather: Overcast, Rail Position: +12m Entire

Section				200m				Last 600m	
Field Times				0:12.57 (0:12.57)				0:36.04	
Rank	TAB	Horse/Jockey	Barrier	Top Speed [km/h]	Fastest Section	Margin			Distance Travelled [m]
1	3	RING BEARER Emily Lang	1	64.4 Overall	0:11.47 1400m	0:12.42 [3] (0:12.42)	1:37.29		0:35.67
2	2	HECTOR DE MARIS Cejay Graham	5	65.7 Overall	0:11.51 600m	0:12.31 [5] (0:12.31)	0.05L		0:35.37 +0
3	8	SHE'S GOT VEUVE Ryan Maloney	7	65.8 600m	0:11.34 600m	0:12.41 [4] (0:12.41)	0.07L		0:35.09 +5
4	7	JOVITA Jag Guthmann-Chester	6	64.7 600m	0:11.48 1400m	0:12.37 [6] (0:12.37)	0.6L		0:35.37 +2
5	1	DARK VADOR Cody Collis	4	65.5 1400m	0:11.29 1400m	0:12.98 [1] (0:12.98)	2.39L		0:36.39 +3
6	5	TAREX Adin Thompson	3	66.8 1400m	0:11.13 1400m	0:13.03 [2] (0:13.03)	3.07L		0:36.56 -1
7	6	HUSSY EMPRESS Madeleine Wishart	2	64.4 Overall	0:11.40 1400m	0:13.10 [7] (0:13.10)	5.58L		0:36.57 +3

Scratched: Singer Sargent (#4)



Horse/Jockey Name	Ring Bearer
Final Rank	1
Fastest Section Time (Section)	0:11.47 (1400m)
Top Speed [km/h] (Section)	64.4 (Overall)
Race State	Finished



Eagle Farm QLD Professional
Race 3: BRC MILLINERS MARKET 11 APRIL Class 3 Plate - 1600m

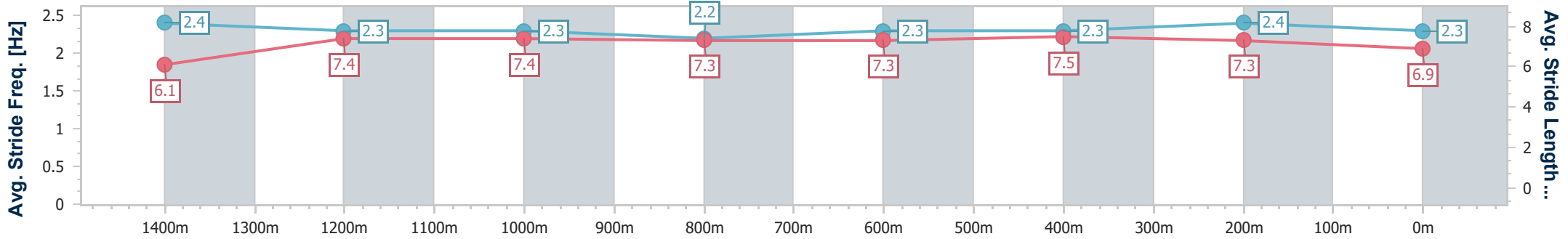
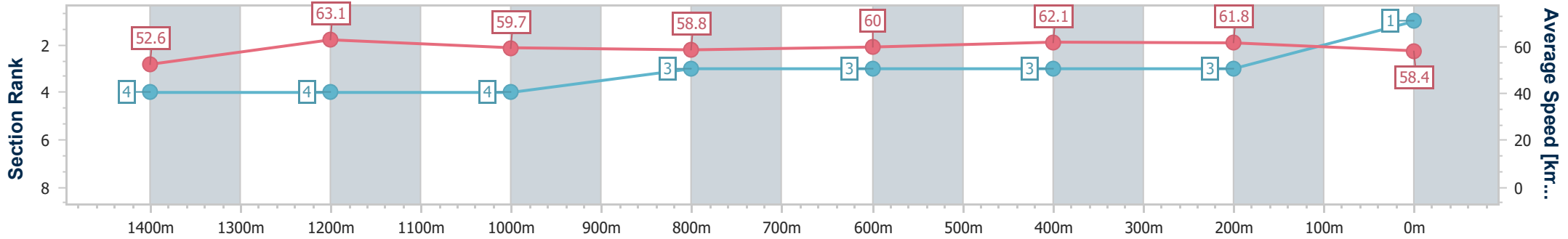
26 March 2025 - 13:34

Track Rating: Soft 7, Weather: Overcast, Rail Position: +12m Entire



BRISBANE RACING CLUB

Section	Overall	1400m	1200m	1000m	800m	600m	400m	200m
Section Times	1:37.29 [1] (0:13.71)	1:23.58 [4] (0:11.47)	1:12.11 [4] (0:12.06)	1:00.05 [4] (0:12.30)	0:47.75 [3] (0:12.08)	0:35.67 [3] (0:11.58)	0:24.09 [3] (0:11.67)	0:12.42 [3] (0:12.42)
Average Speed [km/h]	52.6	63.1	59.7	58.8	60.0	62.1	61.8	58.4
Top Speed [km/h]	64.4	64.3	62.3	59.7	61.7	62.9	62.7	61.1
Avg. Dist. to Rail [m]	3.0	1.5	1.7	1.1	1.1	0.6	3.0	3.6
Avg. Stride Freq. [Hz]	2.4	2.3	2.3	2.2	2.3	2.3	2.4	2.3
Avg. Stride Length [m]	6.1	7.4	7.4	7.3	7.3	7.5	7.3	6.9



- [] Ranking at each section and finish
- .-.- No data available at this section
- NA No data available



Horse/Jockey Name	Hector De Maris
Final Rank	2
Fastest Section Time (Section)	0:11.51 (600m)
Top Speed [km/h] (Section)	65.7 (Overall)
Race State	Finished



Eagle Farm QLD Professional
Race 3: BRC MILLINERS MARKET 11 APRIL Class 3 Plate - 1600m

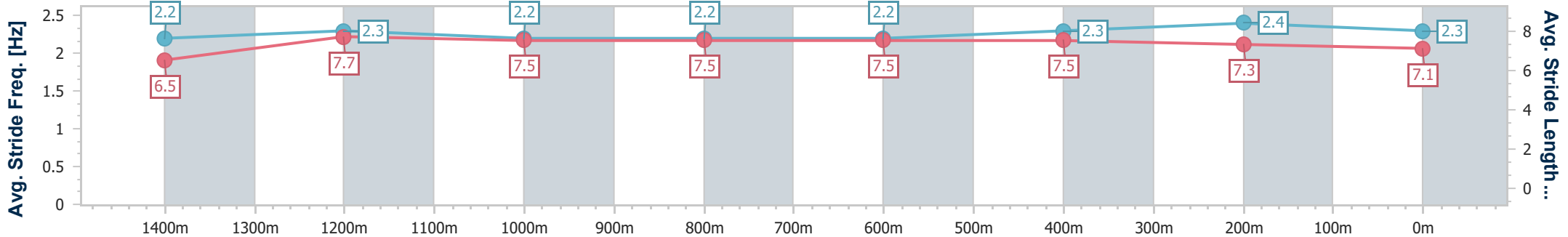
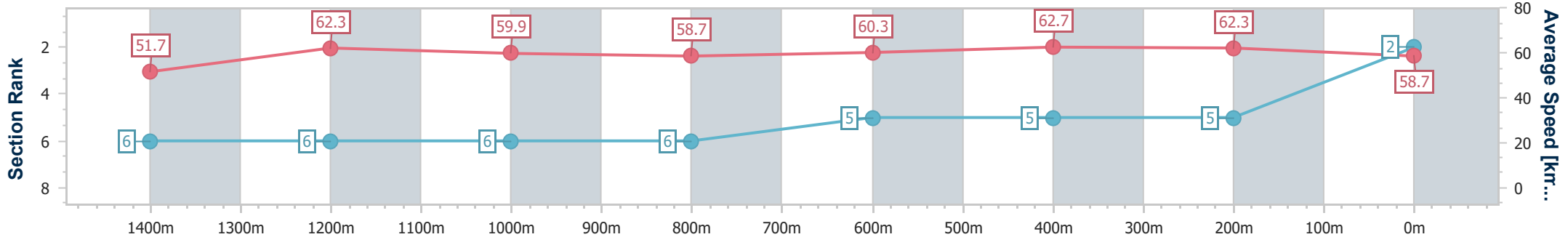
26 March 2025 - 13:34

Track Rating: Soft 7, Weather: Overcast, Rail Position: +12m Entire



BRISBANE RACING CLUB

Section	Overall	1400m	1200m	1000m	800m	600m	400m	200m
Section Times	1:37.30 [2] (0:13.97)	1:23.33 [6] (0:11.55)	1:11.78 [6] (0:12.03)	0:59.75 [6] (0:12.39)	0:47.36 [6] (0:11.99)	0:35.37 [5] (0:11.51)	0:23.86 [5] (0:11.55)	0:12.31 [5] (0:12.31)
Average Speed [km/h]	51.7	62.3	59.9	58.7	60.3	62.7	62.3	58.7
Top Speed [km/h]	65.7	64.0	62.9	60.0	62.7	63.5	63.6	60.9
Avg. Dist. to Rail [m]	5.4	1.8	1.9	1.5	0.8	0.1	0.2	0.7
Avg. Stride Freq. [Hz]	2.2	2.3	2.2	2.2	2.2	2.3	2.4	2.3
Avg. Stride Length [m]	6.5	7.7	7.5	7.5	7.5	7.5	7.3	7.1



- [] Ranking at each section and finish
- .-.- No data available at this section
- NA No data available



Horse/Jockey Name	She's Got Veuve
Final Rank	3
Fastest Section Time (Section)	0:11.34 (600m)
Top Speed [km/h] (Section)	65.8 (600m)
Race State	Finished



Eagle Farm QLD Professional
Race 3: BRC MILLINERS MARKET 11 APRIL Class 3 Plate - 1600m

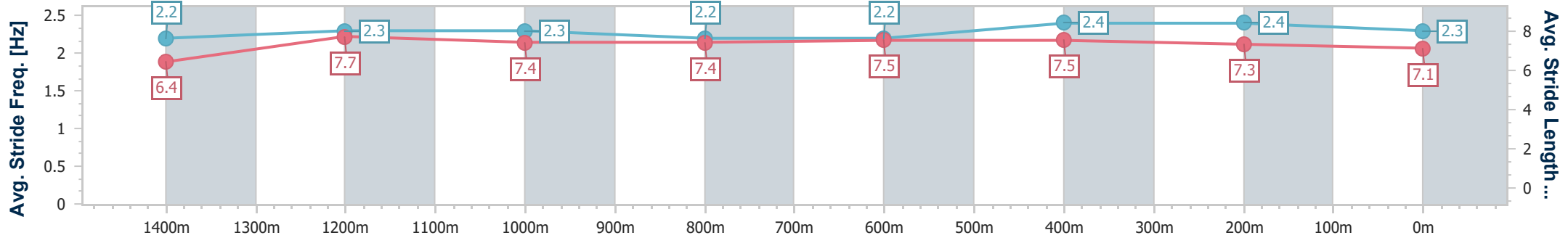
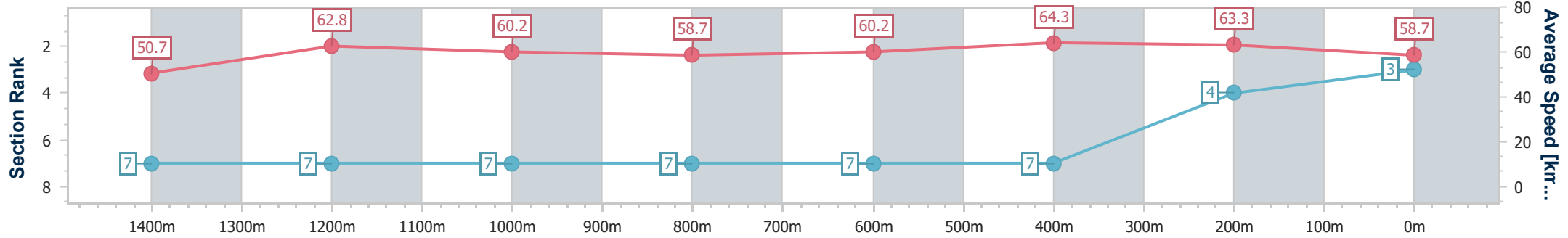
26 March 2025 - 13:34

Track Rating: Soft 7, Weather: Overcast, Rail Position: +12m Entire



BRISBANE RACING CLUB

Section	Overall	1400m	1200m	1000m	800m	600m	400m	200m
Section Times	1:37.30 [3] (0:14.26)	1:23.04 [7] (0:11.47)	1:11.57 [7] (0:11.95)	0:59.62 [7] (0:12.44)	0:47.18 [7] (0:12.09)	0:35.09 [7] (0:11.34)	0:23.75 [7] (0:11.34)	0:12.41 [4] (0:12.41)
Average Speed [km/h]	50.7	62.8	60.2	58.7	60.2	64.3	63.3	58.7
Top Speed [km/h]	63.4	63.9	63.7	59.7	63.6	65.8	65.3	62.0
Avg. Dist. to Rail [m]	6.6	1.4	1.5	2.3	2.7	2.5	7.3	6.4
Avg. Stride Freq. [Hz]	2.2	2.3	2.3	2.2	2.2	2.4	2.4	2.3
Avg. Stride Length [m]	6.4	7.7	7.4	7.4	7.5	7.5	7.3	7.1



- [] Ranking at each section and finish
- .-.- No data available at this section
- NA No data available



Horse/Jockey Name	Jovita
Final Rank	4
Fastest Section Time (Section)	0:11.48 (1400m)
Top Speed [km/h] (Section)	64.7 (600m)
Race State	Finished



Eagle Farm QLD Professional
Race 3: BRC MILLINERS MARKET 11 APRIL Class 3 Plate - 1600m

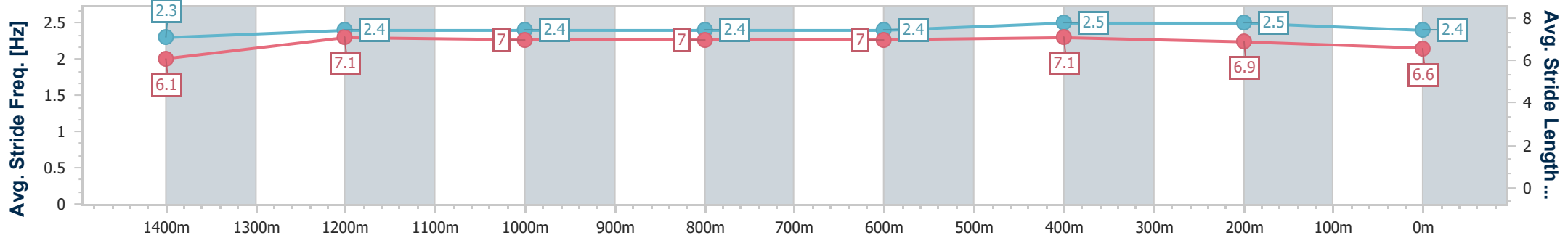
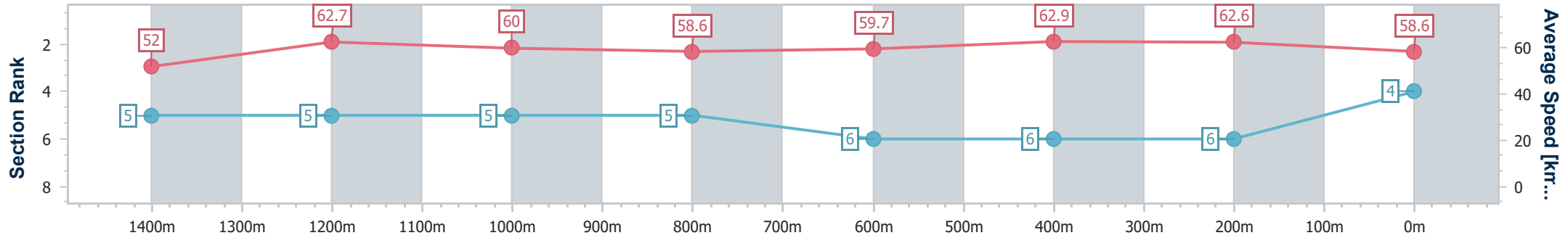


26 March 2025 - 13:34

BRISBANE RACING CLUB

Track Rating: Soft 7, Weather: Overcast, Rail Position: +12m Entire

Section	Overall	1400m	1200m	1000m	800m	600m	400m	200m
Section Times	1:37.39 [4] (0:13.96)	1:23.43 [5] (0:11.48)	1:11.95 [5] (0:12.06)	0:59.89 [5] (0:12.38)	0:47.51 [5] (0:12.14)	0:35.37 [6] (0:11.50)	0:23.87 [6] (0:11.50)	0:12.37 [6] (0:12.37)
Average Speed [km/h]	52.0	62.7	60.0	58.6	59.7	62.9	62.6	58.6
Top Speed [km/h]	62.8	63.5	63.2	60.0	63.0	64.7	64.3	60.4
Avg. Dist. to Rail [m]	7.1	2.7	2.5	1.6	1.3	1.3	2.9	4.1
Avg. Stride Freq. [Hz]	2.3	2.4	2.4	2.4	2.4	2.5	2.5	2.4
Avg. Stride Length [m]	6.1	7.1	7.0	7.0	7.0	7.1	6.9	6.6



- [] Ranking at each section and finish
- .-.- No data available at this section
- NA No data available



Horse/Jockey Name	Dark Vador
Final Rank	5
Fastest Section Time (Section)	0:11.29 (1400m)
Top Speed [km/h] (Section)	65.5 (1400m)
Race State	Finished



Eagle Farm QLD Professional
Race 3: BRC MILLINERS MARKET 11 APRIL Class 3 Plate - 1600m

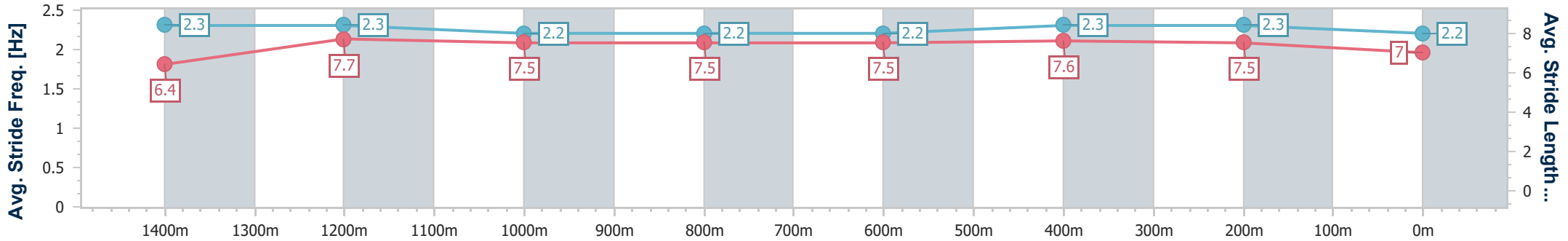
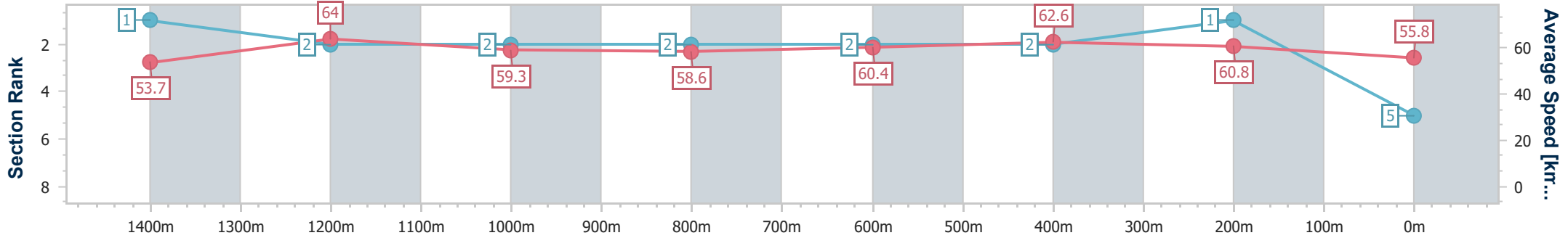


26 March 2025 - 13:34

BRISBANE RACING CLUB

Track Rating: Soft 7, Weather: Overcast, Rail Position: +12m Entire

Section	Overall	1400m	1200m	1000m	800m	600m	400m	200m
Section Times	1:37.70 [5] (0:13.47)	1:24.23 [1] (0:11.29)	1:12.94 [2] (0:12.17)	1:00.77 [2] (0:12.39)	0:48.34 [2] (0:11.95)	0:36.39 [2] (0:11.51)	0:24.88 [2] (0:11.90)	0:12.98 [1] (0:12.98)
Average Speed [km/h]	53.7	64.0	59.3	58.6	60.4	62.6	60.8	55.8
Top Speed [km/h]	64.9	65.5	62.1	59.5	62.4	63.4	62.6	58.3
Avg. Dist. to Rail [m]	6.3	2.3	2.3	1.4	1.5	1.1	1.5	1.2
Avg. Stride Freq. [Hz]	2.3	2.3	2.2	2.2	2.2	2.3	2.3	2.2
Avg. Stride Length [m]	6.4	7.7	7.5	7.5	7.5	7.6	7.5	7.0



- [] Ranking at each section and finish
- .-.- No data available at this section
- NA No data available



Horse/Jockey Name	Tarex
Final Rank	6
Fastest Section Time (Section)	0:11.13 (1400m)
Top Speed [km/h] (Section)	66.8 (1400m)
Race State	Finished



Eagle Farm QLD Professional
Race 3: BRC MILLINERS MARKET 11 APRIL Class 3 Plate - 1600m

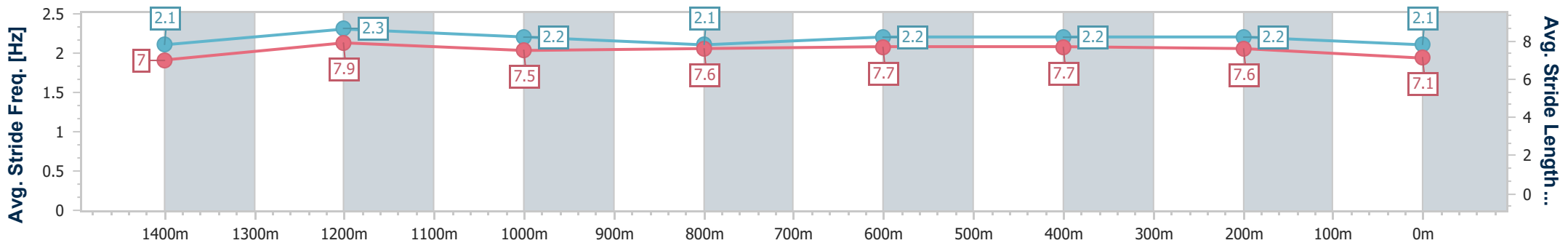
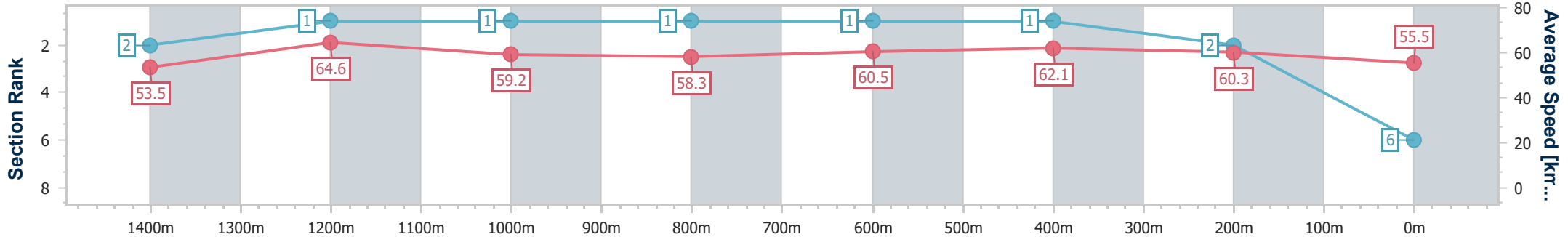


26 March 2025 - 13:34

BRISBANE RACING CLUB

Track Rating: Soft 7, Weather: Overcast, Rail Position: +12m Entire

Section	Overall	1400m	1200m	1000m	800m	600m	400m	200m
Section Times	1:37.81 [6] (0:13.52)	1:24.29 [2] (0:11.13)	1:13.16 [1] (0:12.23)	1:00.93 [1] (0:12.47)	0:48.46 [1] (0:11.90)	0:36.56 [1] (0:11.56)	0:25.00 [1] (0:11.97)	0:13.03 [2] (0:13.03)
Average Speed [km/h]	53.5	64.6	59.2	58.3	60.5	62.1	60.3	55.5
Top Speed [km/h]	66.5	66.8	62.0	59.0	62.3	63.3	62.3	57.3
Avg. Dist. to Rail [m]	5.3	2.5	2.7	1.5	0.4	0.6	1.5	1.1
Avg. Stride Freq. [Hz]	2.1	2.3	2.2	2.1	2.2	2.2	2.2	2.1
Avg. Stride Length [m]	7.0	7.9	7.5	7.6	7.7	7.7	7.6	7.1



- [] Ranking at each section and finish
- .-.- No data available at this section
- NA No data available



Horse/Jockey Name	Hussy Empress
Final Rank	7
Fastest Section Time (Section)	0:11.40 (1400m)
Top Speed [km/h] (Section)	64.4 (Overall)
Race State	Finished



Eagle Farm QLD Professional
Race 3: BRC MILLINERS MARKET 11 APRIL Class 3 Plate - 1600m

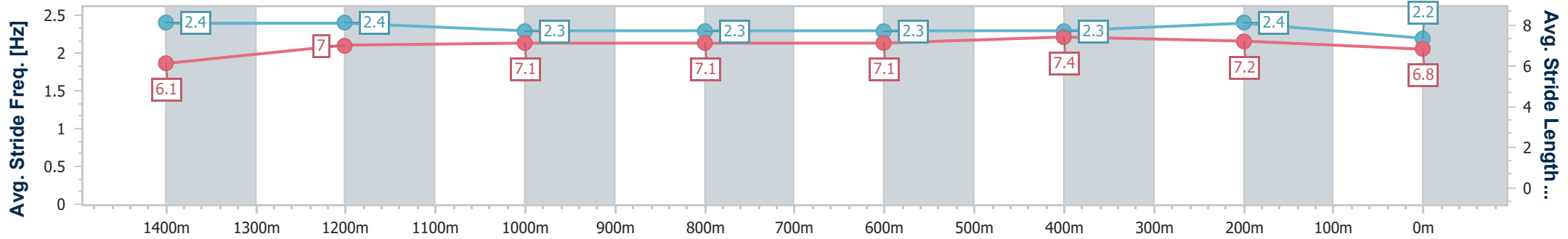
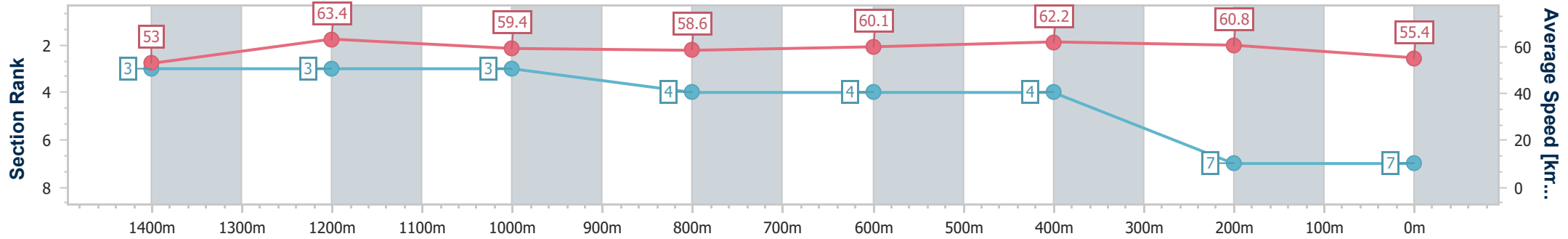
26 March 2025 - 13:34

Track Rating: Soft 7, Weather: Overcast, Rail Position: +12m Entire



BRISBANE RACING CLUB

Section	Overall	1400m	1200m	1000m	800m	600m	400m	200m
Section Times	1:38.24 [7] (0:13.66)	1:24.58 [3] (0:11.40)	1:13.18 [3] (0:12.13)	1:01.05 [3] (0:12.39)	0:48.66 [4] (0:12.09)	0:36.57 [4] (0:11.65)	0:24.92 [4] (0:11.82)	0:13.10 [7] (0:13.10)
Average Speed [km/h]	53.0	63.4	59.4	58.6	60.1	62.2	60.8	55.4
Top Speed [km/h]	64.4	64.2	62.2	59.8	61.7	62.9	63.0	58.4
Avg. Dist. to Rail [m]	4.1	2.9	2.8	2.0	1.6	1.1	3.8	5.3
Avg. Stride Freq. [Hz]	2.4	2.4	2.3	2.3	2.3	2.3	2.4	2.2
Avg. Stride Length [m]	6.1	7.0	7.1	7.1	7.1	7.4	7.2	6.8



- [] Ranking at each section and finish
- .-.- No data available at this section
- NA No data available



Eagle Farm QLD Professional
Race 4: XXXX SIDELINE BEER GARDEN 3 MAY Maiden Handicap - 1800m
26 March 2025 - 14:10



BRISBANE
RACING CLUB

Track Rating: Soft 7, Weather: Overcast, Rail Position: +12m Entire

Section		Overall	1600m	1400m	1200m	1000m	800m	600m	Last 600m				
Field Times		1:50.21 (0:13.56)	1:36.65 (0:11.49)	1:25.16 (0:11.82)	1:13.34 (0:12.12)	1:01.22 (0:12.20)	0:49.02 (0:12.23)	0:36.79 (0:12.07)	0:36.79				
Rank	TAB Horse/Jockey	Barrier	Top Speed [km/h]	Fastest Section									Distance Travelled [m]
1	1 CHILLAXING Damien Thornton	1	62.9 1600m	0:11.56 1600m	1:50.21 [1] (0:13.71)	1:36.50 [4] (0:11.56)	1:24.94 [4] (0:11.81)	1:13.13 [3] (0:12.09)	1:01.04 [2] (0:12.21)	0:48.83 [3] (0:12.14)	0:36.69 [2] (0:12.18)	0:36.69	
2	8 FIRE AND LIGHT Cejay Graham	3	63.3 1600m	0:11.59 1600m	1:50.28 [2] (0:13.75)	1:36.53 [5] (0:11.59)	1:24.94 [5] (0:11.78)	1:13.16 [5] (0:12.12)	1:01.04 [4] (0:12.41)	0:48.63 [5] (0:12.26)	0:36.37 [5] (0:11.92)	0:36.37	-3
3	3 MAN OF THE TOWN Georgina Cartwright	8	64.6 Overall	0:11.45 1600m	1:50.68 [3] (0:13.60)	1:37.08 [2] (0:11.45)	1:25.63 [1] (0:11.82)	1:13.81 [1] (0:12.12)	1:01.69 [1] (0:12.20)	0:49.49 [1] (0:12.23)	0:37.26 [1] (0:12.07)	0:37.26	-1
4	6 POSSIBILITIES Emily Lang	2	63.8 1400m	0:11.65 1600m	1:51.11 [4] (0:14.27)	1:36.84 [8] (0:11.65)	1:25.19 [8] (0:11.77)	1:13.42 [8] (0:12.08)	1:01.34 [8] (0:12.20)	0:49.14 [8] (0:12.25)	0:36.89 [8] (0:11.92)	0:36.89	+7
5	7 CONVO Angela Jones	10	64.7 1600m	0:11.52 1600m	1:51.55 [5] (0:13.68)	1:37.87 [3] (0:11.52)	1:26.35 [3] (0:11.90)	1:14.45 [4] (0:12.20)	1:02.25 [5] (0:12.30)	0:49.95 [4] (0:12.29)	0:37.66 [4] (0:12.12)	0:37.66	+10
6	9 KISS THE COSMOS Bailey Wheeler	6	63.3 1600m	0:11.58 1600m	1:51.96 [6] (0:14.04)	1:37.92 [6] (0:11.58)	1:26.34 [6] (0:11.84)	1:14.50 [6] (0:12.06)	1:02.44 [6] (0:12.17)	0:50.27 [6] (0:12.31)	0:37.96 [7] (0:12.01)	0:37.96	+1
7	10 GLENRAY'S MATE Luke Tarrant	9	65.2 Overall	0:11.58 1600m	1:52.09 [7] (0:13.56)	1:38.53 [1] (0:11.58)	1:26.95 [2] (0:11.85)	1:15.10 [2] (0:12.19)	1:02.91 [3] (0:12.18)	0:50.73 [2] (0:12.29)	0:38.44 [3] (0:12.12)	0:38.44	+2
8	12 KULKYNE Billie-Rose Andrew	5	63.4 600m	0:11.74 1600m	1:52.16 [8] (0:14.53)	1:37.63 [10] (0:11.74)	1:25.89 [10] (0:11.79)	1:14.10 [10] (0:12.06)	1:02.04 [10] (0:12.12)	0:49.92 [9] (0:12.17)	0:37.75 [9] (0:11.90)	0:37.75	-6
9	11 VISCOUNT SYDNEY Anthony Allen	4	63.5 1600m	0:11.63 1600m	1:52.20 [9] (0:14.20)	1:38.00 [7] (0:11.63)	1:26.37 [7] (0:11.77)	1:14.60 [7] (0:12.09)	1:02.51 [7] (0:12.14)	0:50.37 [7] (0:12.16)	0:38.21 [6] (0:12.28)	0:38.21	+2
10	5 HONFLEUR Jack Martin	7	63.3 1600m	0:11.64 1600m	1:52.44 [10] (0:14.46)	1:37.98 [9] (0:11.64)	1:26.34 [9] (0:11.81)	1:14.53 [9] (0:12.14)	1:02.39 [9] (0:12.19)	0:50.20 [10] (0:12.17)	0:38.03 [10] (0:12.22)	0:38.03	+8

Scratched: Henley Room (#2), Prefer To Dance (#4)

[] Ranking at each section and finish
 -:-:- No data available at this section
 NA No data available

SCN Saddle cloth number
 DNF Did not finish
 DNT Did not track



Eagle Farm QLD Professional

Race 4: XXXX SIDELINE BEER GARDEN 3 MAY Maiden Handicap - 1800m

26 March 2025 - 14:10



BRISBANE
RACING CLUB

Track Rating: Soft 7, Weather: Overcast, Rail Position: +12m Entire

Section				400m	200m			Last 600m		
Field Times				0:24.72 (0:12.21)	0:12.51 (0:12.51)			0:36.79		
Rank	TAB Horse/Jockey	Barrier	Top Speed [km/h]	Fastest Section			Margin			Distance Travelled [m]
1	1 CHILLAXING Damien Thornton	1	62.9 1600m	0:11.56 1600m	0:24.51 [2] (0:12.04)	0:12.47 [3] (0:12.47)	1:50.21			0:36.69
2	8 FIRE AND LIGHT Cejay Graham	3	63.3 1600m	0:11.59 1600m	0:24.45 [4] (0:11.90)	0:12.55 [2] (0:12.55)	0.43L			0:36.37 -3
3	3 MAN OF THE TOWN Georgina Cartwright	8	64.6 Overall	0:11.45 1600m	0:25.19 [1] (0:12.21)	0:12.98 [1] (0:12.98)	2.76L			0:37.26 -1
4	6 POSSIBILITIES Emily Lang	2	63.8 1400m	0:11.65 1600m	0:24.97 [7] (0:12.21)	0:12.76 [4] (0:12.76)	5.27L			0:36.89 +7
5	7 CONVO Angela Jones	10	64.7 1600m	0:11.52 1600m	0:25.54 [5] (0:12.36)	0:13.18 [6] (0:13.18)	7.89L			0:37.66 +10
6	9 KISS THE COSMOS Bailey Wheeler	6	63.3 1600m	0:11.58 1600m	0:25.95 [6] (0:12.39)	0:13.56 [7] (0:13.56)	10.3L			0:37.96 +1
7	10 GLENRAY'S MATE Luke Tarrant	9	65.2 Overall	0:11.58 1600m	0:26.32 [3] (0:12.59)	0:13.73 [5] (0:13.73)	11.07L			0:38.44 +2
8	12 KULKYNE Billie-Rose Andrew	5	63.4 600m	0:11.74 1600m	0:25.85 [9] (0:12.34)	0:13.51 [8] (0:13.51)	11.47L			0:37.75 -6
9	11 VISCOUNT SYDNEY Anthony Allen	4	63.5 1600m	0:11.63 1600m	0:25.93 [8] (0:12.66)	0:13.27 [9] (0:13.27)	11.68L			0:38.21 +2
10	5 HONFLEUR Jack Martin	7	63.3 1600m	0:11.64 1600m	0:25.81 [10] (0:12.36)	0:13.45 [10] (0:13.45)	13.14L			0:38.03 +8

Scratched: Henley Room (#2), Prefer To Dance (#4)

Report Created: Wed 26 March 2025 14:56 GMT+1 (Note: Timing is based on position data)

Page 2/12

[] Ranking at each section and finish
 -:-:- No data available at this section
 NA No data available

SCN Saddle cloth number
 DNF Did not finish
 DNT Did not track

data processed by TRIPLESDATA



Horse/Jockey Name	Chillaxing
Final Rank	1
Fastest Section Time (Section)	0:11.56 (1600m)
Top Speed [km/h] (Section)	62.9 (1600m)
Race State	Finished



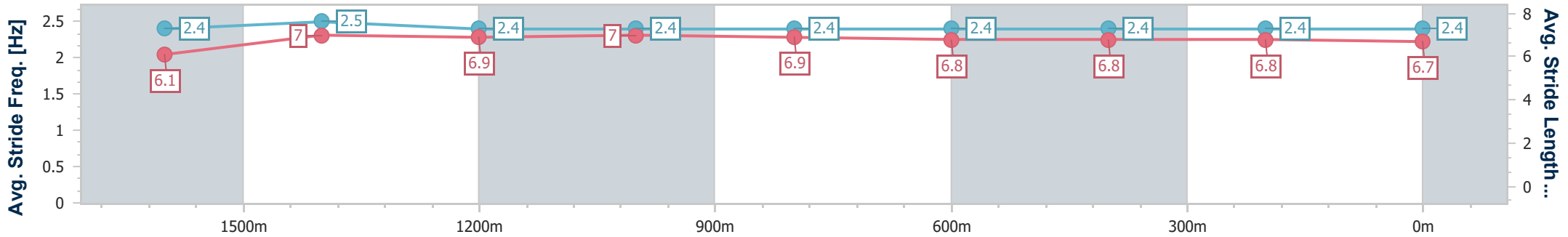
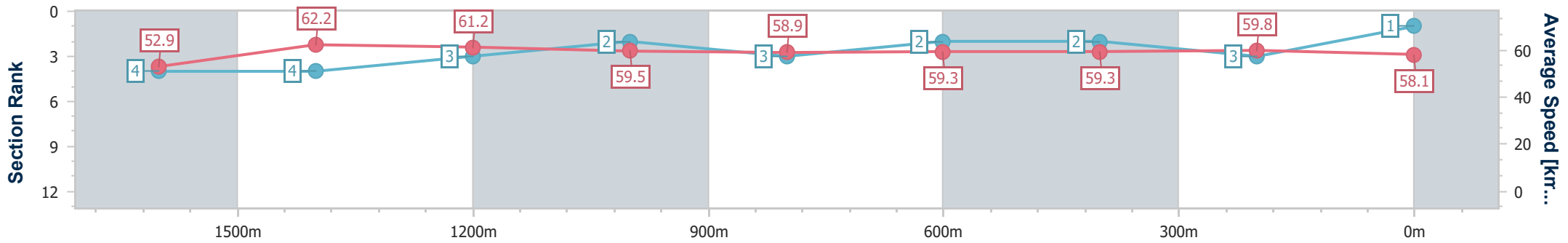
Eagle Farm QLD Professional
 Race 4: XXXX SIDELINE BEER GARDEN 3 MAY Maiden
 Handicap - 1800m
 26 March 2025 - 14:10



BRISBANE
 RACING CLUB

Track Rating: Soft 7, Weather: Overcast, Rail Position: +12m Entire

Section	Overall	1600m	1400m	1200m	1000m	800m	600m	400m	200m
Section Times	1:50.21 [1] (0:13.71)	1:36.50 [4] (0:11.56)	1:24.94 [4] (0:11.81)	1:13.13 [3] (0:12.09)	1:01.04 [2] (0:12.21)	0:48.83 [3] (0:12.14)	0:36.69 [2] (0:12.18)	0:24.51 [2] (0:12.04)	0:12.47 [3] (0:12.47)
Average Speed [km/h]	52.9	62.2	61.2	59.5	58.9	59.3	59.3	59.8	58.1
Top Speed [km/h]	62.1	62.9	62.0	60.7	59.4	60.0	60.0	60.9	59.9
Avg. Dist. to Rail [m]	2.4	0.7	0.6	0.6	0.4	0.4	1.5	3.2	5.1
Avg. Stride Freq. [Hz]	2.4	2.5	2.4	2.4	2.4	2.4	2.4	2.4	2.4
Avg. Stride Length [m]	6.1	7.0	6.9	7.0	6.9	6.8	6.8	6.8	6.7



- [] Ranking at each section and finish
- .-.- No data available at this section
- NA No data available



Horse/Jockey Name	Fire And Light
Final Rank	2
Fastest Section Time (Section)	0:11.59 (1600m)
Top Speed [km/h] (Section)	63.3 (1600m)
Race State	Finished



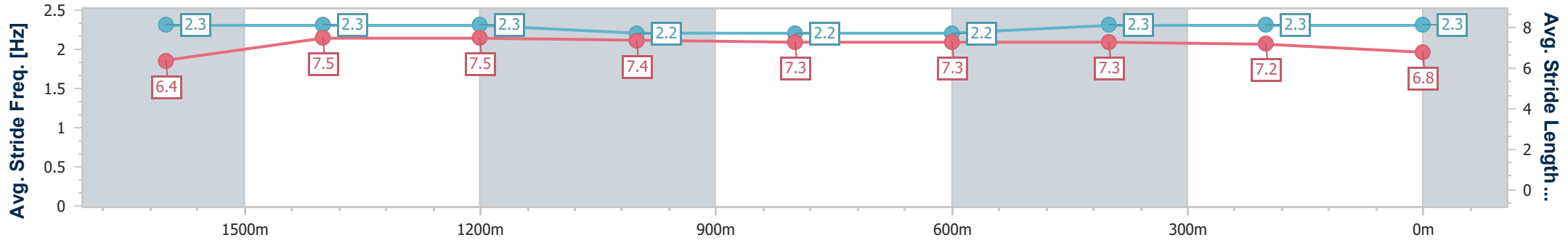
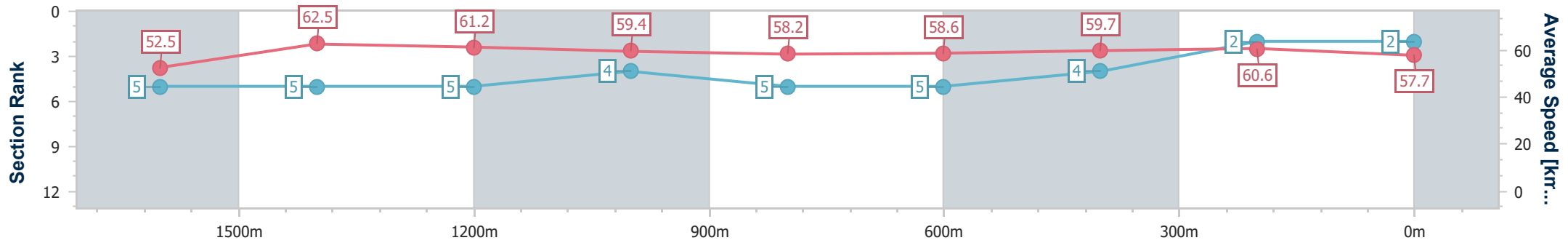
Eagle Farm QLD Professional
 Race 4: XXXX SIDELINE BEER GARDEN 3 MAY Maiden
 Handicap - 1800m
 26 March 2025 - 14:10



BRISBANE
 RACING CLUB

Track Rating: Soft 7, Weather: Overcast, Rail Position: +12m Entire

Section	Overall	1600m	1400m	1200m	1000m	800m	600m	400m	200m
Section Times	1:50.28 [2] (0:13.75)	1:36.53 [5] (0:11.59)	1:24.94 [5] (0:11.78)	1:13.16 [5] (0:12.12)	1:01.04 [4] (0:12.41)	0:48.63 [5] (0:12.26)	0:36.37 [5] (0:11.92)	0:24.45 [4] (0:11.90)	0:12.55 [2] (0:12.55)
Average Speed [km/h]	52.5	62.5	61.2	59.4	58.2	58.6	59.7	60.6	57.7
Top Speed [km/h]	62.5	63.3	62.3	60.9	59.2	59.8	61.2	61.7	60.8
Avg. Dist. to Rail [m]	2.5	1.3	1.8	1.4	0.4	0.5	1.7	2.2	3.3
Avg. Stride Freq. [Hz]	2.3	2.3	2.3	2.2	2.2	2.2	2.3	2.3	2.3
Avg. Stride Length [m]	6.4	7.5	7.5	7.4	7.3	7.3	7.3	7.2	6.8



- [] Ranking at each section and finish
- .-.- No data available at this section
- NA No data available



Horse/Jockey Name	Man Of The Town
Final Rank	3
Fastest Section Time (Section)	0:11.45 (1600m)
Top Speed [km/h] (Section)	64.6 (Overall)
Race State	Finished



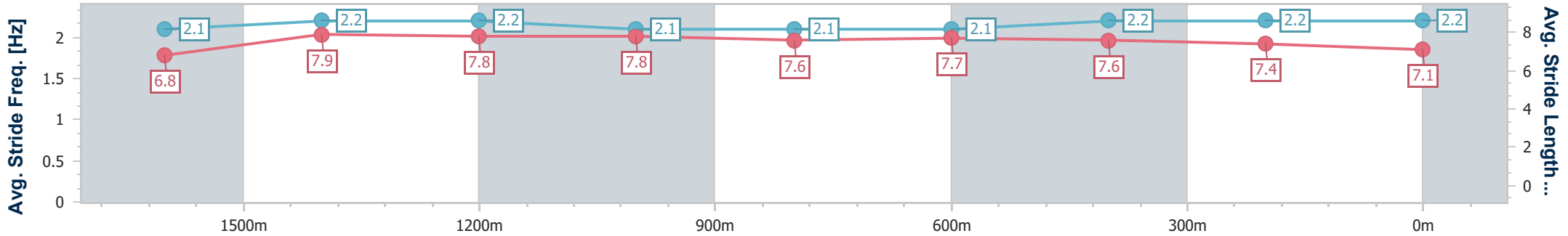
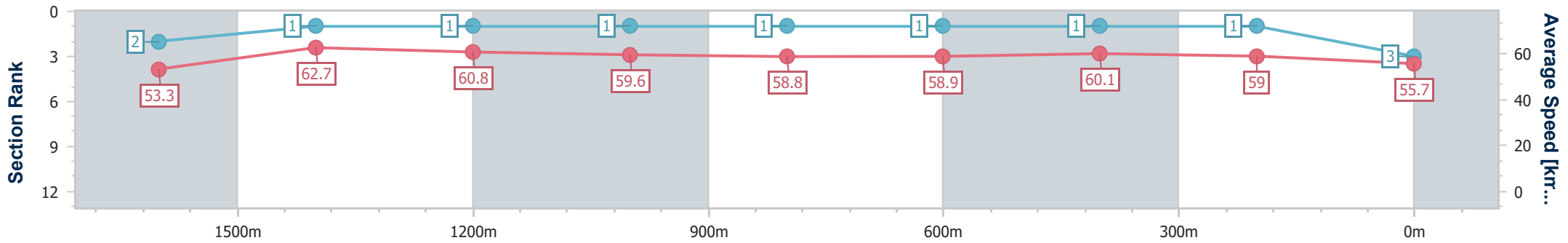
Eagle Farm QLD Professional
 Race 4: XXXX SIDELINE BEER GARDEN 3 MAY Maiden
 Handicap - 1800m
 26 March 2025 - 14:10



BRISBANE
 RACING CLUB

Track Rating: Soft 7, Weather: Overcast, Rail Position: +12m Entire

Section	Overall	1600m	1400m	1200m	1000m	800m	600m	400m	200m
Section Times	1:50.68 [3] (0:13.60)	1:37.08 [2] (0:11.45)	1:25.63 [1] (0:11.82)	1:13.81 [1] (0:12.12)	1:01.69 [1] (0:12.20)	0:49.49 [1] (0:12.23)	0:37.26 [1] (0:12.07)	0:25.19 [1] (0:12.21)	0:12.98 [1] (0:12.98)
Average Speed [km/h]	53.3	62.7	60.8	59.6	58.8	58.9	60.1	59.0	55.7
Top Speed [km/h]	64.6	63.6	62.1	60.4	59.7	59.7	60.9	60.4	57.6
Avg. Dist. to Rail [m]	4.5	0.3	0.4	0.1	1.0	0.5	1.8	1.2	0.6
Avg. Stride Freq. [Hz]	2.1	2.2	2.2	2.1	2.1	2.1	2.2	2.2	2.2
Avg. Stride Length [m]	6.8	7.9	7.8	7.8	7.6	7.7	7.6	7.4	7.1



- [] Ranking at each section and finish
- .-.- No data available at this section
- NA No data available



Horse/Jockey Name	Possibilities
Final Rank	4
Fastest Section Time (Section)	0:11.65 (1600m)
Top Speed [km/h] (Section)	63.8 (1400m)
Race State	Finished



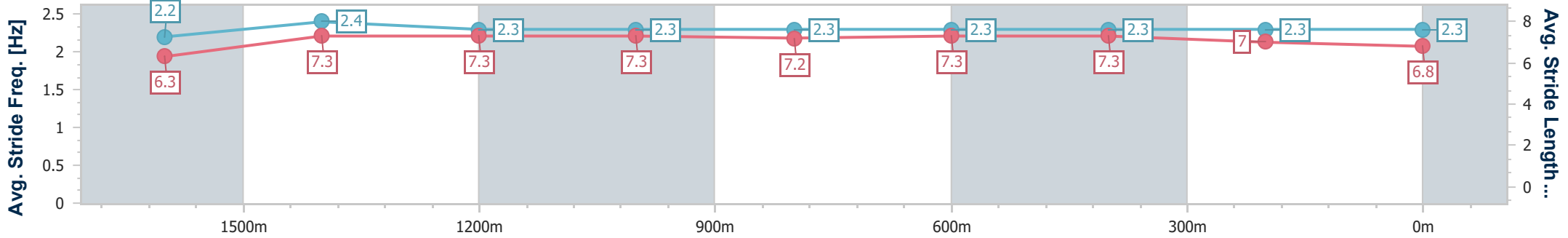
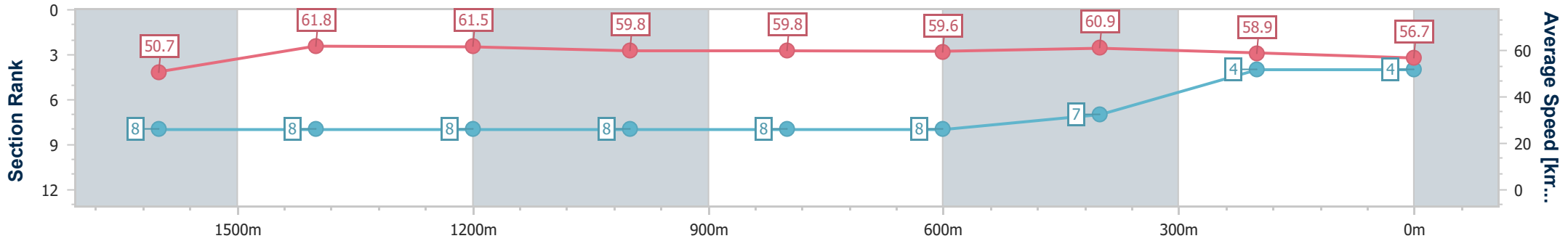
Eagle Farm QLD Professional
 Race 4: XXXX SIDELINE BEER GARDEN 3 MAY Maiden
 Handicap - 1800m
 26 March 2025 - 14:10



BRISBANE
 RACING CLUB

Track Rating: Soft 7, Weather: Overcast, Rail Position: +12m Entire

Section	Overall	1600m	1400m	1200m	1000m	800m	600m	400m	200m
Section Times	1:51.11 [4] (0:14.27)	1:36.84 [8] (0:11.65)	1:25.19 [8] (0:11.77)	1:13.42 [8] (0:12.08)	1:01.34 [8] (0:12.20)	0:49.14 [8] (0:12.25)	0:36.89 [8] (0:11.92)	0:24.97 [7] (0:12.21)	0:12.76 [4] (0:12.76)
Average Speed [km/h]	50.7	61.8	61.5	59.8	59.8	59.6	60.9	58.9	56.7
Top Speed [km/h]	60.6	63.6	63.8	60.5	60.7	60.5	62.2	60.2	57.9
Avg. Dist. to Rail [m]	2.0	1.7	3.0	3.5	2.9	2.7	2.2	3.7	2.3
Avg. Stride Freq. [Hz]	2.2	2.4	2.3	2.3	2.3	2.3	2.3	2.3	2.3
Avg. Stride Length [m]	6.3	7.3	7.3	7.3	7.2	7.3	7.3	7.0	6.8



- [] Ranking at each section and finish
- .-.- No data available at this section
- NA No data available



Horse/Jockey Name	Convo
Final Rank	5
Fastest Section Time (Section)	0:11.52 (1600m)
Top Speed [km/h] (Section)	64.7 (1600m)
Race State	Finished



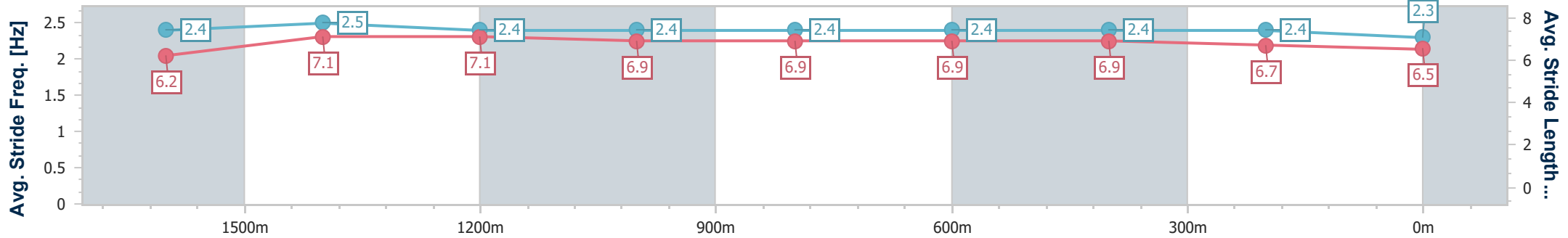
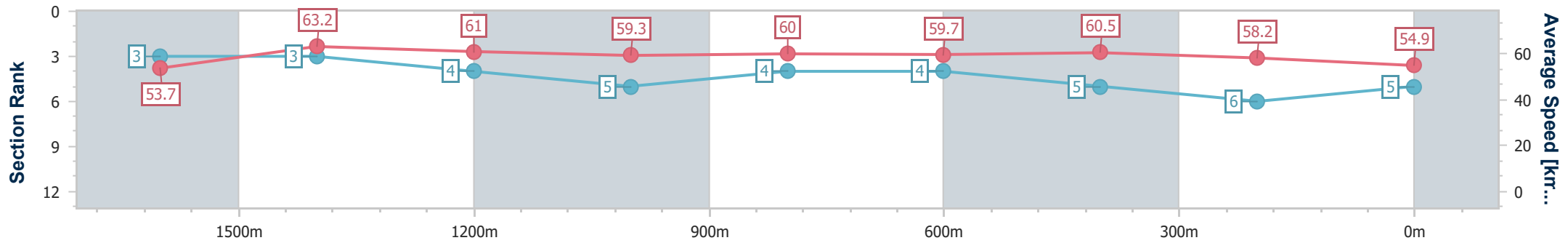
Eagle Farm QLD Professional
 Race 4: XXXX SIDELINE BEER GARDEN 3 MAY Maiden
 Handicap - 1800m
 26 March 2025 - 14:10



BRISBANE
 RACING CLUB

Track Rating: Soft 7, Weather: Overcast, Rail Position: +12m Entire

Section	Overall	1600m	1400m	1200m	1000m	800m	600m	400m	200m
Section Times	1:51.55 [5] (0:13.68)	1:37.87 [3] (0:11.52)	1:26.35 [3] (0:11.90)	1:14.45 [4] (0:12.20)	1:02.25 [5] (0:12.30)	0:49.95 [4] (0:12.29)	0:37.66 [4] (0:12.12)	0:25.54 [5] (0:12.36)	0:13.18 [6] (0:13.18)
Average Speed [km/h]	53.7	63.2	61.0	59.3	60.0	59.7	60.5	58.2	54.9
Top Speed [km/h]	64.6	64.7	62.4	60.6	61.5	62.0	61.7	59.6	57.5
Avg. Dist. to Rail [m]	8.0	4.4	4.6	4.9	4.8	4.8	3.7	4.3	2.9
Avg. Stride Freq. [Hz]	2.4	2.5	2.4	2.4	2.4	2.4	2.4	2.4	2.3
Avg. Stride Length [m]	6.2	7.1	7.1	6.9	6.9	6.9	6.9	6.7	6.5



- [] Ranking at each section and finish
- .-.- No data available at this section
- NA No data available



Horse/Jockey Name	Kiss The Cosmos
Final Rank	6
Fastest Section Time (Section)	0:11.58 (1600m)
Top Speed [km/h] (Section)	63.3 (1600m)
Race State	Finished



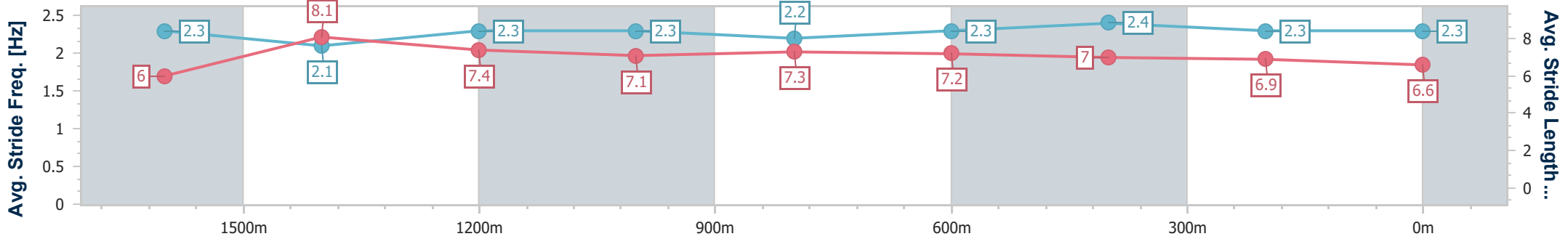
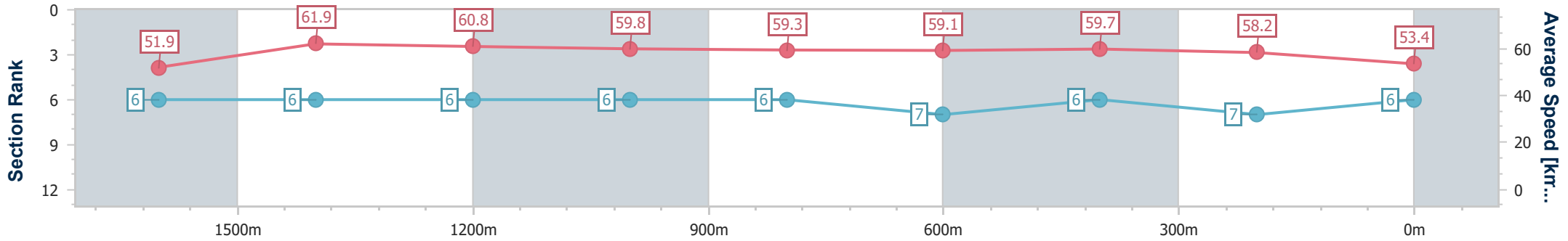
Eagle Farm QLD Professional
 Race 4: XXXX SIDELINE BEER GARDEN 3 MAY Maiden
 Handicap - 1800m
 26 March 2025 - 14:10



BRISBANE
 RACING CLUB

Track Rating: Soft 7, Weather: Overcast, Rail Position: +12m Entire

Section	Overall	1600m	1400m	1200m	1000m	800m	600m	400m	200m
Section Times	1:51.96 [6] (0:14.04)	1:37.92 [6] (0:11.58)	1:26.34 [6] (0:11.84)	1:14.50 [6] (0:12.06)	1:02.44 [6] (0:12.17)	0:50.27 [6] (0:12.31)	0:37.96 [7] (0:12.01)	0:25.95 [6] (0:12.39)	0:13.56 [7] (0:13.56)
Average Speed [km/h]	51.9	61.9	60.8	59.8	59.3	59.1	59.7	58.2	53.4
Top Speed [km/h]	61.4	63.3	63.2	60.7	60.8	60.2	60.5	59.8	55.7
Avg. Dist. to Rail [m]	4.4	0.2	0.1	0.1	0.8	1.8	0.6	0.1	0.3
Avg. Stride Freq. [Hz]	2.3	2.1	2.3	2.3	2.2	2.3	2.4	2.3	2.3
Avg. Stride Length [m]	6.0	8.1	7.4	7.1	7.3	7.2	7.0	6.9	6.6



- [] Ranking at each section and finish
- .-.- No data available at this section
- NA No data available



Horse/Jockey Name	Glenray's Mate
Final Rank	7
Fastest Section Time (Section)	0:11.58 (1600m)
Top Speed [km/h] (Section)	65.2 (Overall)
Race State	Finished



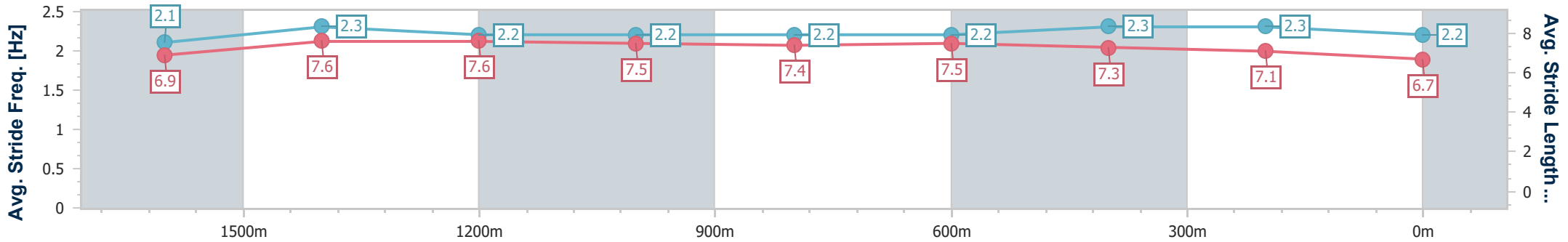
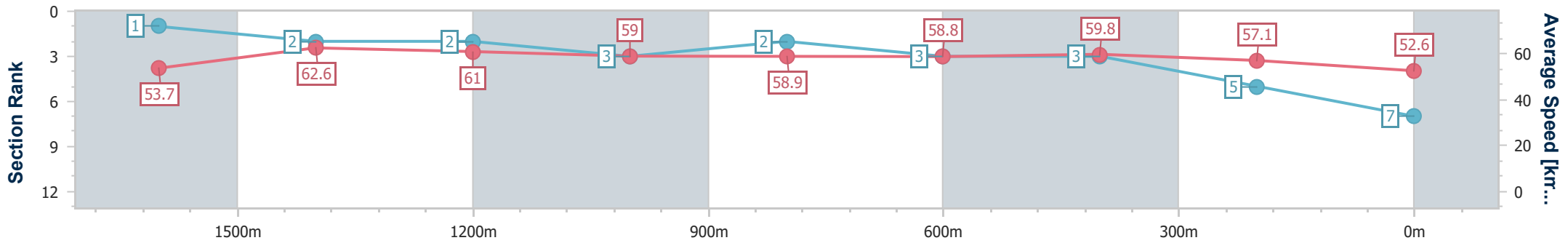
Eagle Farm QLD Professional
 Race 4: XXXX SIDELINE BEER GARDEN 3 MAY Maiden
 Handicap - 1800m
 26 March 2025 - 14:10



BRISBANE
 RACING CLUB

Track Rating: Soft 7, Weather: Overcast, Rail Position: +12m Entire

Section	Overall	1600m	1400m	1200m	1000m	800m	600m	400m	200m
Section Times	1:52.09 [7] (0:13.56)	1:38.53 [1] (0:11.58)	1:26.95 [2] (0:11.85)	1:15.10 [2] (0:12.19)	1:02.91 [3] (0:12.18)	0:50.73 [2] (0:12.29)	0:38.44 [3] (0:12.12)	0:26.32 [3] (0:12.59)	0:13.73 [5] (0:13.73)
Average Speed [km/h]	53.7	62.6	61.0	59.0	58.9	58.8	59.8	57.1	52.6
Top Speed [km/h]	65.2	63.9	62.3	60.2	60.0	59.3	61.1	59.1	55.2
Avg. Dist. to Rail [m]	5.9	2.3	2.2	1.4	0.5	0.2	1.5	2.5	2.1
Avg. Stride Freq. [Hz]	2.1	2.3	2.2	2.2	2.2	2.2	2.3	2.3	2.2
Avg. Stride Length [m]	6.9	7.6	7.6	7.5	7.4	7.5	7.3	7.1	6.7



- [] Ranking at each section and finish
- .-.- No data available at this section
- NA No data available



Horse/Jockey Name	Kulkyne
Final Rank	8
Fastest Section Time (Section)	0:11.74 (1600m)
Top Speed [km/h] (Section)	63.4 (600m)
Race State	Finished

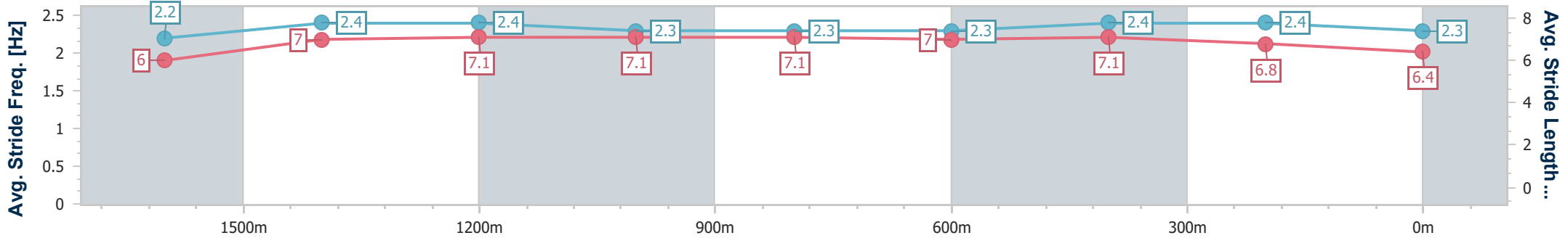
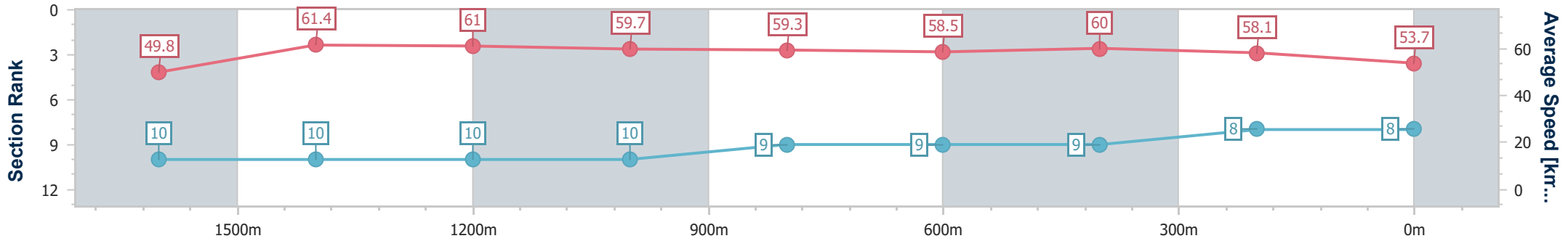


Eagle Farm QLD Professional
 Race 4: XXXX SIDELINE BEER GARDEN 3 MAY Maiden
 Handicap - 1800m
 26 March 2025 - 14:10
 Track Rating: Soft 7, Weather: Overcast, Rail Position: +12m Entire



BRISBANE
 RACING CLUB

Section	Overall	1600m	1400m	1200m	1000m	800m	600m	400m	200m
Section Times	1:52.16 [8] (0:14.53)	1:37.63 [10] (0:11.74)	1:25.89 [10] (0:11.79)	1:14.10 [10] (0:12.06)	1:02.04 [10] (0:12.12)	0:49.92 [9] (0:12.17)	0:37.75 [9] (0:11.90)	0:25.85 [9] (0:12.34)	0:13.51 [8] (0:13.51)
Average Speed [km/h]	49.8	61.4	61.0	59.7	59.3	58.5	60.0	58.1	53.7
Top Speed [km/h]	62.3	62.3	62.1	60.4	60.6	59.6	63.4	59.9	55.7
Avg. Dist. to Rail [m]	3.8	0.4	0.4	0.4	1.1	2.0	2.0	1.0	1.5
Avg. Stride Freq. [Hz]	2.2	2.4	2.4	2.3	2.3	2.3	2.4	2.4	2.3
Avg. Stride Length [m]	6.0	7.0	7.1	7.1	7.1	7.0	7.1	6.8	6.4



- [] Ranking at each section and finish
- .-.- No data available at this section
- NA No data available



Horse/Jockey Name	Viscount Sydney
Final Rank	9
Fastest Section Time (Section)	0:11.63 (1600m)
Top Speed [km/h] (Section)	63.5 (1600m)
Race State	Finished



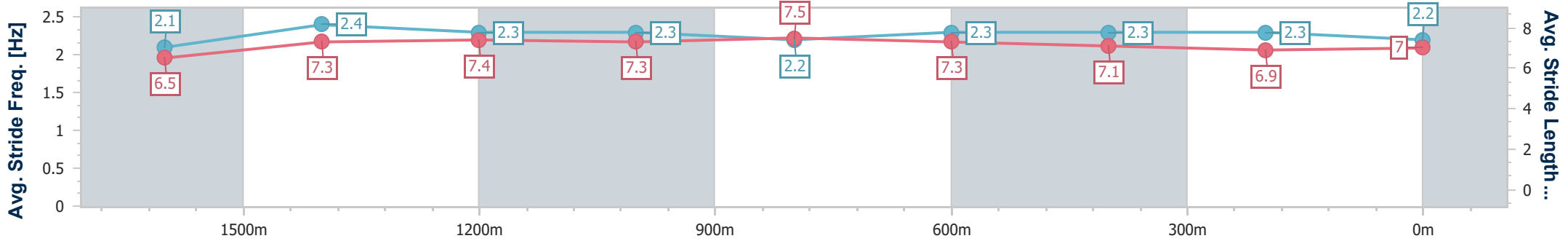
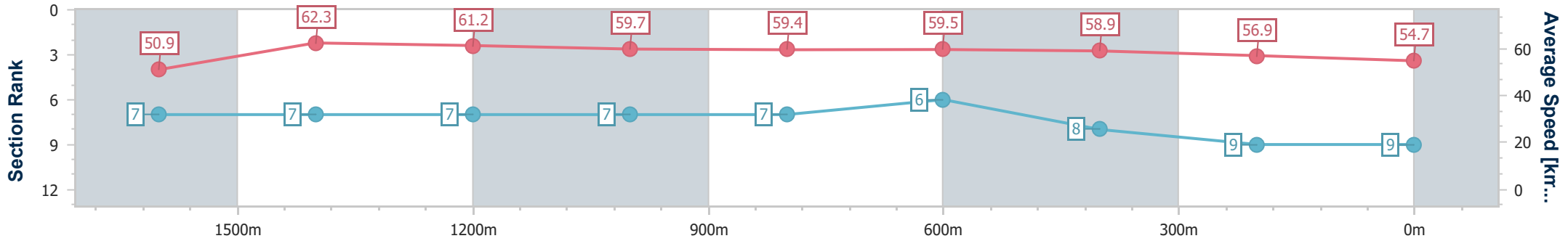
Eagle Farm QLD Professional
 Race 4: XXXX SIDELINE BEER GARDEN 3 MAY Maiden
 Handicap - 1800m
 26 March 2025 - 14:10



BRISBANE
 RACING CLUB

Track Rating: Soft 7, Weather: Overcast, Rail Position: +12m Entire

Section	Overall	1600m	1400m	1200m	1000m	800m	600m	400m	200m
Section Times	1:52.20 [9] (0:14.20)	1:38.00 [7] (0:11.63)	1:26.37 [7] (0:11.77)	1:14.60 [7] (0:12.09)	1:02.51 [7] (0:12.14)	0:50.37 [7] (0:12.16)	0:38.21 [6] (0:12.28)	0:25.93 [8] (0:12.66)	0:13.27 [9] (0:13.27)
Average Speed [km/h]	50.9	62.3	61.2	59.7	59.4	59.5	58.9	56.9	54.7
Top Speed [km/h]	61.6	63.5	63.5	60.0	61.1	60.4	59.6	59.2	55.7
Avg. Dist. to Rail [m]	3.1	1.3	1.1	1.1	0.8	1.3	0.9	2.4	2.2
Avg. Stride Freq. [Hz]	2.1	2.4	2.3	2.3	2.2	2.3	2.3	2.3	2.2
Avg. Stride Length [m]	6.5	7.3	7.4	7.3	7.5	7.3	7.1	6.9	7.0



- [] Ranking at each section and finish
- .-.- No data available at this section
- NA No data available



Horse/Jockey Name	Honfleur
Final Rank	10
Fastest Section Time (Section)	0:11.64 (1600m)
Top Speed [km/h] (Section)	63.3 (1600m)
Race State	Finished



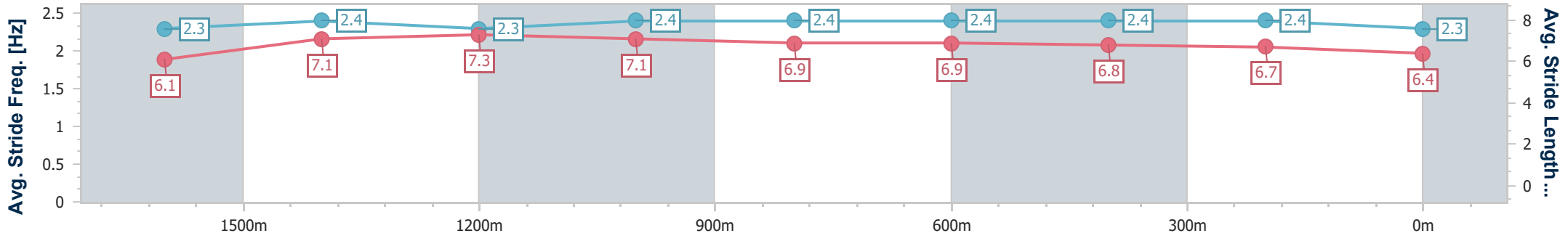
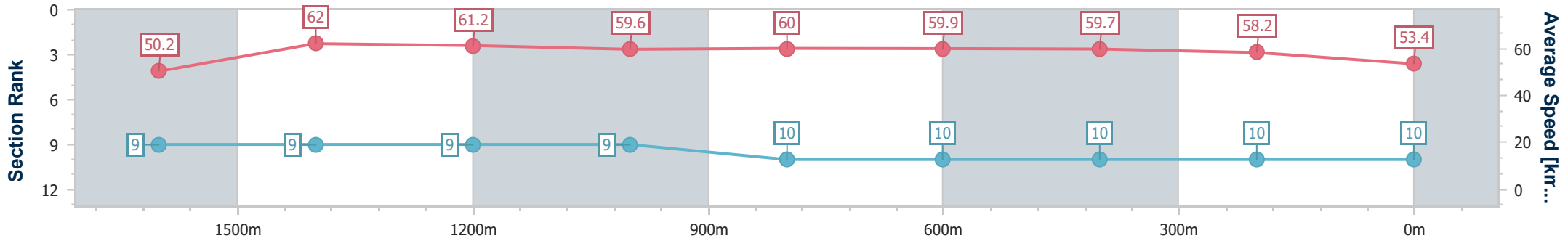
Eagle Farm QLD Professional
 Race 4: XXXX SIDELINE BEER GARDEN 3 MAY Maiden
 Handicap - 1800m
 26 March 2025 - 14:10



BRISBANE
 RACING CLUB

Track Rating: Soft 7, Weather: Overcast, Rail Position: +12m Entire

Section	Overall	1600m	1400m	1200m	1000m	800m	600m	400m	200m
Section Times	1:52.44 [10] (0:14.46)	1:37.98 [9] (0:11.64)	1:26.34 [9] (0:11.81)	1:14.53 [9] (0:12.14)	1:02.39 [9] (0:12.19)	0:50.20 [10] (0:12.17)	0:38.03 [10] (0:12.22)	0:25.81 [10] (0:12.36)	0:13.45 [10] (0:13.45)
Average Speed [km/h]	50.2	62.0	61.2	59.6	60.0	59.9	59.7	58.2	53.4
Top Speed [km/h]	61.2	63.3	62.8	61.3	61.9	61.2	62.1	60.1	56.4
Avg. Dist. to Rail [m]	4.9	1.4	2.2	3.1	2.8	2.4	3.1	5.0	4.3
Avg. Stride Freq. [Hz]	2.3	2.4	2.3	2.4	2.4	2.4	2.4	2.4	2.3
Avg. Stride Length [m]	6.1	7.1	7.3	7.1	6.9	6.9	6.8	6.7	6.4



- [] Ranking at each section and finish
- .-.- No data available at this section
- NA No data available



Eagle Farm QLD Professional
Race 5: LADBROKES CALCUTTA & LUNCHEON 13 JUNE BENCHMARK
65 Handicap - 1800m
26 March 2025 - 14:44



BRISBANE
RACING CLUB

Track Rating: Soft 7, Weather: Overcast, Rail Position: +12m Entire

Section														
Field Times	Overall	1600m	1400m	1200m	1000m	800m	600m	Last 600m						
	1:51.99 (0:13.79)	1:38.20 (0:11.46)	1:26.74 (0:12.30)	1:14.44 (0:13.19)	1:01.25 (0:12.46)	0:48.79 (0:12.20)	0:36.59 (0:11.91)	0:36.59						
Rank	TAB	Horse/Jockey	Barrier	Top Speed [km/h]	Fastest Section								Distance Travelled [m]	
1	3	CALM SEEKER Courtney Bellamy	5	63.5 1600m	0:11.46 1600m	1:51.99 [1] (0:13.79)	1:38.20 [1] (0:11.46)	1:26.74 [1] (0:12.30)	1:14.44 [1] (0:13.19)	1:01.25 [1] (0:12.46)	0:48.79 [1] (0:12.20)	0:36.59 [1] (0:11.91)	0:36.59	
2	1	MINDSPACE Damien Thornton	7	65.2 600m	0:11.44 400m	1:52.24 [2] (0:14.37)	1:37.87 [5] (0:12.22)	1:25.65 [7] (0:12.52)	1:13.13 [7] (0:12.84)	1:00.29 [7] (0:12.86)	0:47.43 [7] (0:11.86)	0:35.57 [7] (0:11.49)	0:35.57	+8
3	9	PROMISCUOUS GIRL Jack Martin	6	64.6 1600m	0:11.59 600m	1:52.25 [3] (0:13.86)	1:38.39 [2] (0:11.64)	1:26.75 [2] (0:12.87)	1:13.88 [2] (0:12.85)	1:01.03 [2] (0:12.59)	0:48.44 [2] (0:12.08)	0:36.36 [2] (0:11.59)	0:36.36	+9
4	8	KENSHIN MARU Cejay Graham	2	63.3 600m	0:11.66 600m	1:52.45 [4] (0:14.51)	1:37.94 [7] (0:12.01)	1:25.93 [6] (0:12.51)	1:13.42 [6] (0:12.86)	1:00.56 [6] (0:12.74)	0:47.82 [6] (0:11.87)	0:35.95 [6] (0:11.66)	0:35.95	+5
5	4	COUNTER Emily Lang	1	62.5 600m	0:11.65 600m	1:52.46 [5] (0:14.10)	1:38.36 [3] (0:11.94)	1:26.42 [3] (0:12.56)	1:13.86 [3] (0:12.87)	1:00.99 [3] (0:12.79)	0:48.20 [4] (0:11.94)	0:36.26 [4] (0:11.65)	0:36.26	+1
6	6	HILLCREST AVENUE Cody Collis	4	63.3 400m	0:11.47 600m	1:52.49 [6] (0:14.50)	1:37.99 [6] (0:11.98)	1:26.01 [5] (0:12.41)	1:13.60 [5] (0:12.90)	1:00.70 [5] (0:12.79)	0:47.91 [5] (0:11.89)	0:36.02 [5] (0:11.47)	0:36.02	+2
7	2	BOLD HOI HO Danny Peisley	3	62.9 600m	0:11.59 600m	1:53.30 [7] (0:14.16)	1:39.14 [4] (0:11.98)	1:27.16 [4] (0:12.55)	1:14.61 [4] (0:12.91)	1:01.70 [4] (0:12.63)	0:49.07 [3] (0:11.93)	0:37.14 [3] (0:11.59)	0:37.14	+4

Scratched: Kirikan (#5), She's Got Veuve (#7)

[] Ranking at each section and finish
 -:-:- No data available at this section
 NA No data available

SCN Saddle cloth number
 DNF Did not finish
 DNT Did not track



Eagle Farm QLD Professional
Race 5: LADBROKES CALCUTTA & LUNCHEON 13 JUNE BENCHMARK
65 Handicap - 1800m
26 March 2025 - 14:44



Track Rating: Soft 7, Weather: Overcast, Rail Position: +12m Entire

Section			400m	200m			Last 600m			
Field Times			0:24.68 (0:11.93)	0:12.75 (0:12.75)			0:36.59			
Rank	TAB	Horse/Jockey	Barrier	Top Speed [km/h]	Fastest Section		Margin		Distance Travelled [m]	
1	3	CALM SEEKER Courtney Bellamy	5	63.5 1600m	0:11.46 1600m	0:24.68 [1] (0:11.93)	0:12.75 [1] (0:12.75)	1:51.99	0:36.59	
2	1	MINDSPACE Damien Thornton	7	65.2 600m	0:11.44 400m	0:24.08 [6] (0:11.44)	0:12.64 [3] (0:12.64)	1.45L	0:35.57	+8
3	9	PROMISCUOUS GIRL Jack Martin	6	64.6 1600m	0:11.59 600m	0:24.77 [2] (0:11.83)	0:12.94 [2] (0:12.94)	1.52L	0:36.36	+9
4	8	KENSHIN MARU Cejay Graham	2	63.3 600m	0:11.66 600m	0:24.29 [7] (0:11.73)	0:12.56 [7] (0:12.56)	2.67L	0:35.95	+5
5	4	COUNTER Emily Lang	1	62.5 600m	0:11.65 600m	0:24.61 [4] (0:11.83)	0:12.78 [4] (0:12.78)	2.73L	0:36.26	+1
6	6	HILLCREST AVENUE Cody Collis	4	63.3 400m	0:11.47 600m	0:24.55 [5] (0:11.79)	0:12.76 [5] (0:12.76)	2.91L	0:36.02	+2
7	2	BOLD HOI HO Danny Peisley	3	62.9 600m	0:11.59 600m	0:25.55 [3] (0:12.07)	0:13.48 [6] (0:13.48)	7.71L	0:37.14	+4

Scratched: Kirikan (#5), She's Got Veuve (#7)



Horse/Jockey Name	Calm Seeker
Final Rank	1
Fastest Section Time (Section)	0:11.46 (1600m)
Top Speed [km/h] (Section)	63.5 (1600m)
Race State	Finished



Eagle Farm QLD Professional
Race 5: LADBROKES CALCUTTA & LUNCHEON 13 JUNE
BENCHMARK 65 Handicap - 1800m

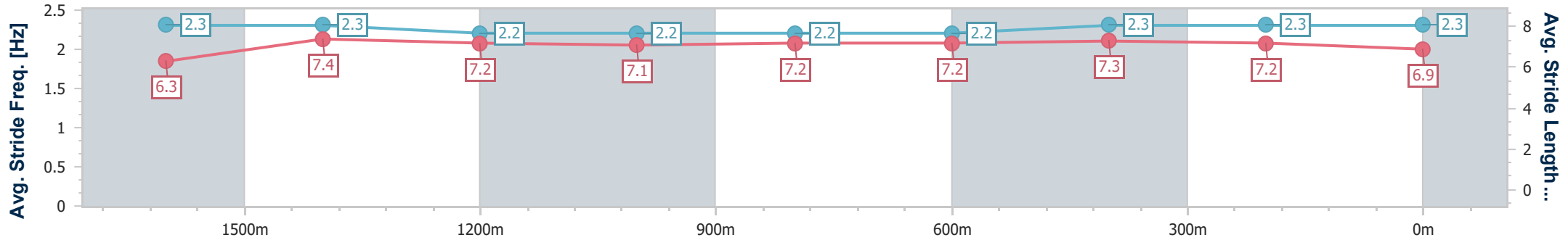
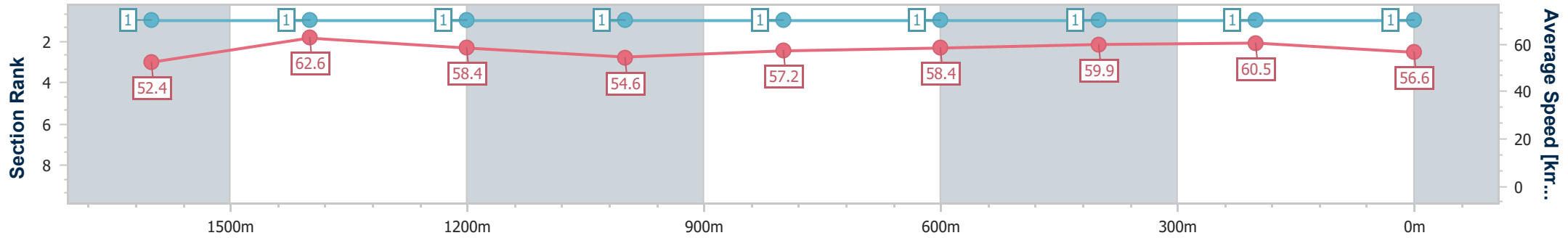
26 March 2025 - 14:44

Track Rating: Soft 7, Weather: Overcast, Rail Position: +12m Entire



BRISBANE
RACING CLUB

Section	Overall	1600m	1400m	1200m	1000m	800m	600m	400m	200m
Section Times	1:51.99 [1] (0:13.79)	1:38.20 [1] (0:11.46)	1:26.74 [1] (0:12.30)	1:14.44 [1] (0:13.19)	1:01.25 [1] (0:12.46)	0:48.79 [1] (0:12.20)	0:36.59 [1] (0:11.91)	0:24.68 [1] (0:11.93)	0:12.75 [1] (0:12.75)
Average Speed [km/h]	52.4	62.6	58.4	54.6	57.2	58.4	59.9	60.5	56.6
Top Speed [km/h]	63.2	63.5	61.7	56.6	58.1	59.9	61.1	61.9	58.7
Avg. Dist. to Rail [m]	4.2	1.1	0.8	0.8	1.5	2.3	1.8	1.3	1.3
Avg. Stride Freq. [Hz]	2.3	2.3	2.2	2.2	2.2	2.2	2.3	2.3	2.3
Avg. Stride Length [m]	6.3	7.4	7.2	7.1	7.2	7.2	7.3	7.2	6.9



- [] Ranking at each section and finish
- .-.- No data available at this section
- NA No data available



Horse/Jockey Name	Mindspace
Final Rank	2
Fastest Section Time (Section)	0:11.44 (400m)
Top Speed [km/h] (Section)	65.2 (600m)
Race State	Finished



Eagle Farm QLD Professional
Race 5: LADBROKES CALCUTTA & LUNCHEON 13 JUNE
BENCHMARK 65 Handicap - 1800m

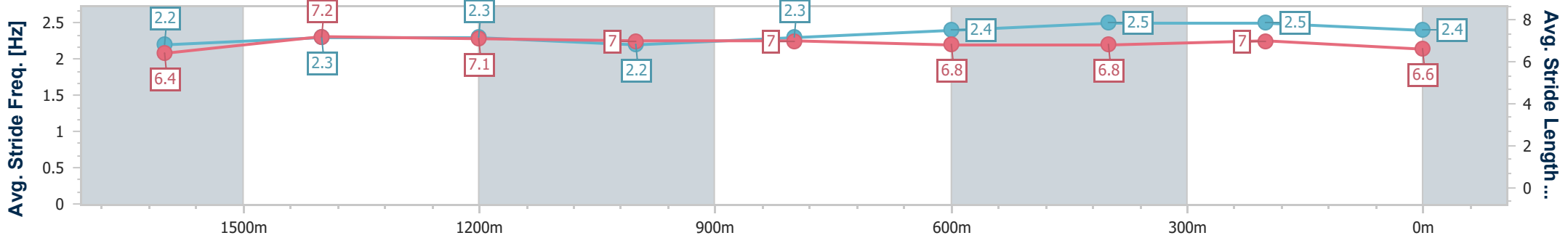
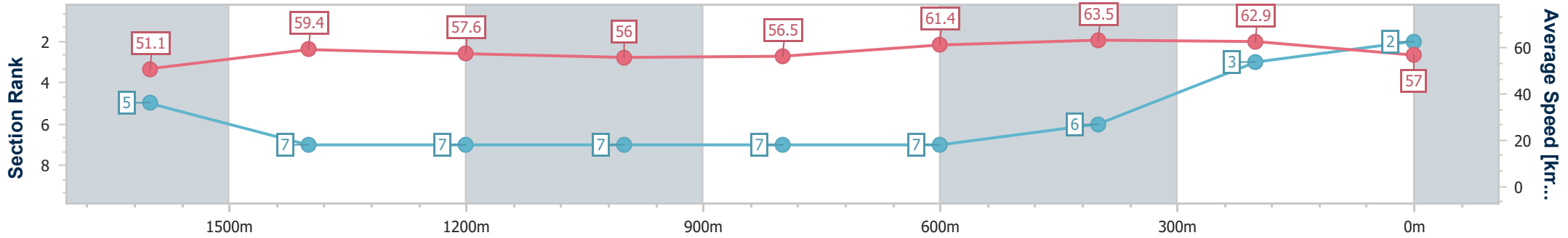
26 March 2025 - 14:44

Track Rating: Soft 7, Weather: Overcast, Rail Position: +12m Entire



BRISBANE
RACING CLUB

Section	Overall	1600m	1400m	1200m	1000m	800m	600m	400m	200m
Section Times	1:52.24 [2] (0:14.37)	1:37.87 [5] (0:12.22)	1:25.65 [7] (0:12.52)	1:13.13 [7] (0:12.84)	1:00.29 [7] (0:12.86)	0:47.43 [7] (0:11.86)	0:35.57 [7] (0:11.49)	0:24.08 [6] (0:11.44)	0:12.64 [3] (0:12.64)
Average Speed [km/h]	51.1	59.4	57.6	56.0	56.5	61.4	63.5	62.9	57.0
Top Speed [km/h]	61.5	60.6	58.7	56.6	60.0	62.3	65.2	65.1	60.6
Avg. Dist. to Rail [m]	7.6	2.6	1.7	1.8	1.8	1.7	3.0	6.1	5.2
Avg. Stride Freq. [Hz]	2.2	2.3	2.3	2.2	2.3	2.4	2.5	2.5	2.4
Avg. Stride Length [m]	6.4	7.2	7.1	7.0	7.0	6.8	6.8	7.0	6.6



- [] Ranking at each section and finish
- .-.- No data available at this section
- NA No data available



Horse/Jockey Name	Promiscuous Girl
Final Rank	3
Fastest Section Time (Section)	0:11.59 (600m)
Top Speed [km/h] (Section)	64.6 (1600m)
Race State	Finished



Eagle Farm QLD Professional
Race 5: LADBROKES CALCUTTA & LUNCHEON 13 JUNE
BENCHMARK 65 Handicap - 1800m

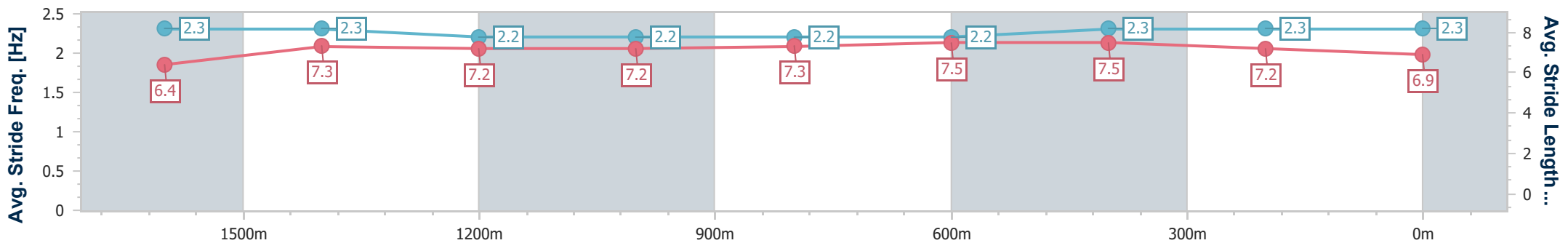
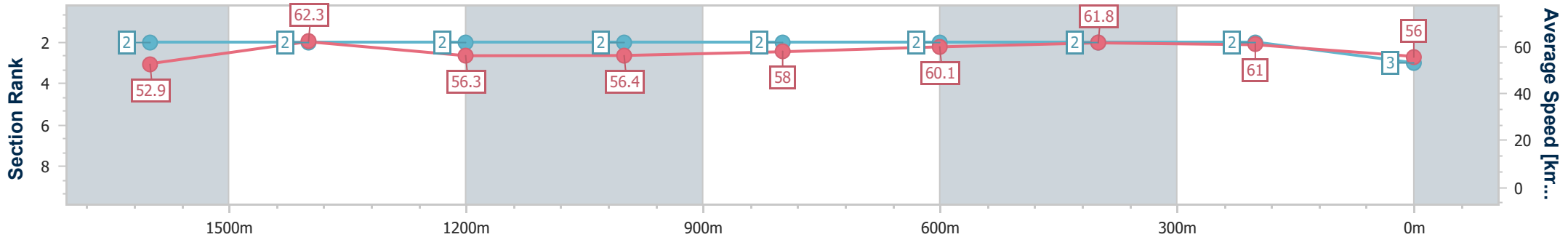
26 March 2025 - 14:44

Track Rating: Soft 7, Weather: Overcast, Rail Position: +12m Entire



BRISBANE
RACING CLUB

Section	Overall	1600m	1400m	1200m	1000m	800m	600m	400m	200m
Section Times	1:52.25 [3] (0:13.86)	1:38.39 [2] (0:11.64)	1:26.75 [2] (0:12.87)	1:13.88 [2] (0:12.85)	1:01.03 [2] (0:12.59)	0:48.44 [2] (0:12.08)	0:36.36 [2] (0:11.59)	0:24.77 [2] (0:11.83)	0:12.94 [2] (0:12.94)
Average Speed [km/h]	52.9	62.3	56.3	56.4	58.0	60.1	61.8	61.0	56.0
Top Speed [km/h]	64.3	64.6	60.2	58.6	61.1	61.9	62.7	62.8	58.6
Avg. Dist. to Rail [m]	7.2	4.1	4.8	4.5	3.5	1.5	0.4	2.0	4.5
Avg. Stride Freq. [Hz]	2.3	2.3	2.2	2.2	2.2	2.2	2.3	2.3	2.3
Avg. Stride Length [m]	6.4	7.3	7.2	7.2	7.3	7.5	7.5	7.2	6.9



- [] Ranking at each section and finish
- .-.- No data available at this section
- NA No data available



Horse/Jockey Name	Kenshin Maru
Final Rank	4
Fastest Section Time (Section)	0:11.66 (600m)
Top Speed [km/h] (Section)	63.3 (600m)
Race State	Finished



Eagle Farm QLD Professional
Race 5: LADBROKES CALCUTTA & LUNCHEON 13 JUNE
BENCHMARK 65 Handicap - 1800m

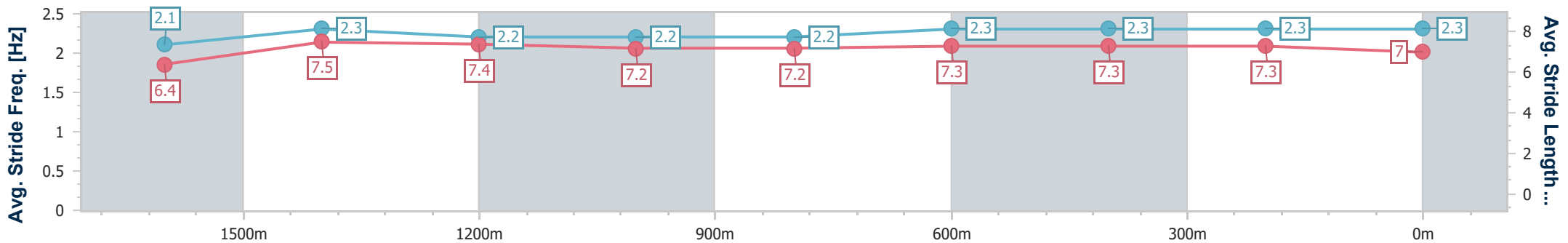
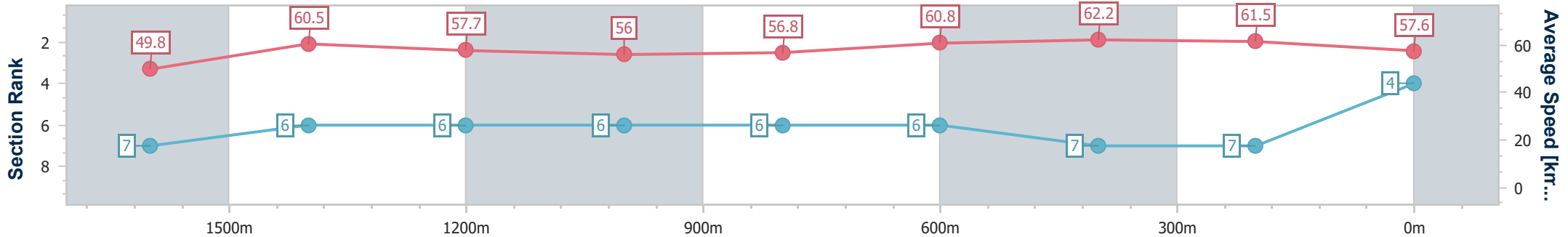
26 March 2025 - 14:44

Track Rating: Soft 7, Weather: Overcast, Rail Position: +12m Entire



BRISBANE
RACING CLUB

Section	Overall	1600m	1400m	1200m	1000m	800m	600m	400m	200m
Section Times	1:52.45 [4] (0:14.51)	1:37.94 [7] (0:12.01)	1:25.93 [6] (0:12.51)	1:13.42 [6] (0:12.86)	1:00.56 [6] (0:12.74)	0:47.82 [6] (0:11.87)	0:35.95 [6] (0:11.66)	0:24.29 [7] (0:11.73)	0:12.56 [7] (0:12.56)
Average Speed [km/h]	49.8	60.5	57.7	56.0	56.8	60.8	62.2	61.5	57.6
Top Speed [km/h]	61.9	61.9	60.5	57.5	59.3	62.3	63.3	62.8	59.3
Avg. Dist. to Rail [m]	3.6	2.4	1.8	1.4	0.9	1.2	1.7	1.6	0.9
Avg. Stride Freq. [Hz]	2.1	2.3	2.2	2.2	2.2	2.3	2.3	2.3	2.3
Avg. Stride Length [m]	6.4	7.5	7.4	7.2	7.2	7.3	7.3	7.3	7.0



- [] Ranking at each section and finish
- .-.- No data available at this section
- NA No data available



Horse/Jockey Name	Counter
Final Rank	5
Fastest Section Time (Section)	0:11.65 (600m)
Top Speed [km/h] (Section)	62.5 (600m)
Race State	Finished



Eagle Farm QLD Professional
Race 5: LADBROKES CALCUTTA & LUNCHEON 13 JUNE
BENCHMARK 65 Handicap - 1800m

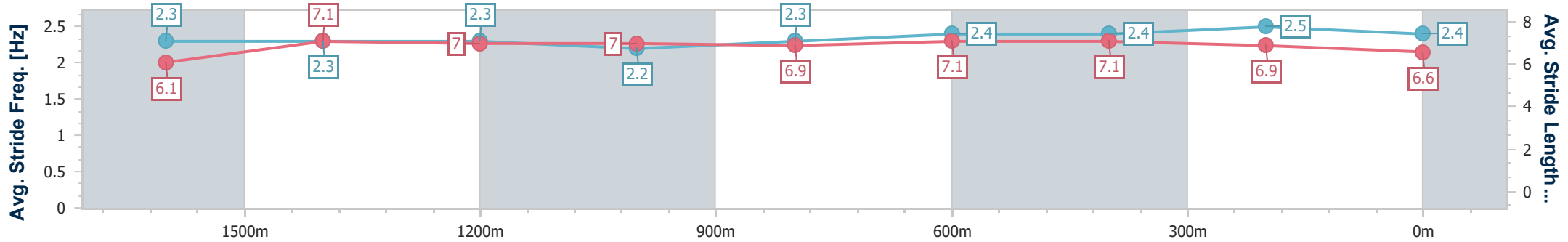
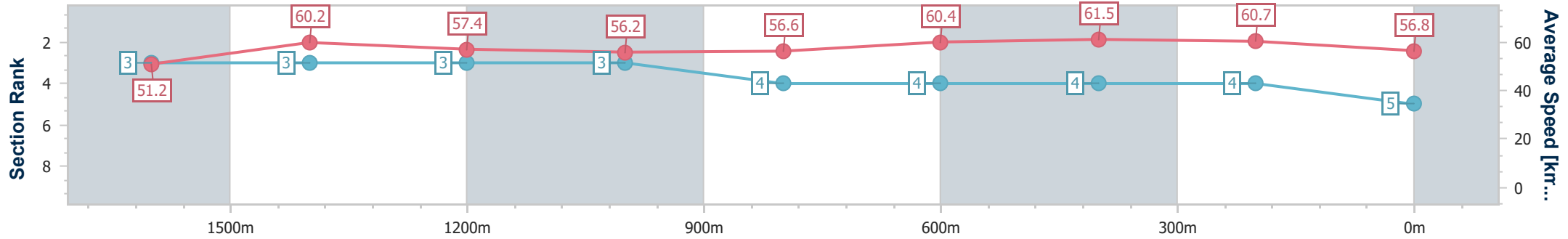
26 March 2025 - 14:44

Track Rating: Soft 7, Weather: Overcast, Rail Position: +12m Entire



BRISBANE
RACING CLUB

Section	Overall	1600m	1400m	1200m	1000m	800m	600m	400m	200m
Section Times	1:52.46 [5] (0:14.10)	1:38.36 [3] (0:11.94)	1:26.42 [3] (0:12.56)	1:13.86 [3] (0:12.87)	1:00.99 [3] (0:12.79)	0:48.20 [4] (0:11.94)	0:36.26 [4] (0:11.65)	0:24.61 [4] (0:11.83)	0:12.78 [4] (0:12.78)
Average Speed [km/h]	51.2	60.2	57.4	56.2	56.6	60.4	61.5	60.7	56.8
Top Speed [km/h]	61.1	61.3	60.4	57.5	58.9	61.7	62.5	62.5	59.2
Avg. Dist. to Rail [m]	2.1	0.2	1.0	2.0	1.6	0.4	1.1	1.7	1.3
Avg. Stride Freq. [Hz]	2.3	2.3	2.3	2.2	2.3	2.4	2.4	2.5	2.4
Avg. Stride Length [m]	6.1	7.1	7.0	7.0	6.9	7.1	7.1	6.9	6.6



- [] Ranking at each section and finish
- .-.- No data available at this section
- NA No data available



Horse/Jockey Name	Hillcrest Avenue
Final Rank	6
Fastest Section Time (Section)	0:11.47 (600m)
Top Speed [km/h] (Section)	63.3 (400m)
Race State	Finished



Eagle Farm QLD Professional
 Race 5: LADBROKES CALCUTTA & LUNCHEON 13 JUNE
 BENCHMARK 65 Handicap - 1800m

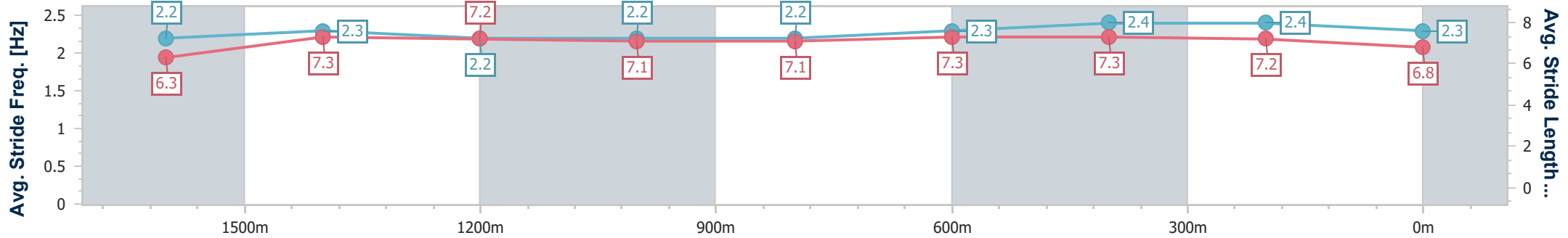
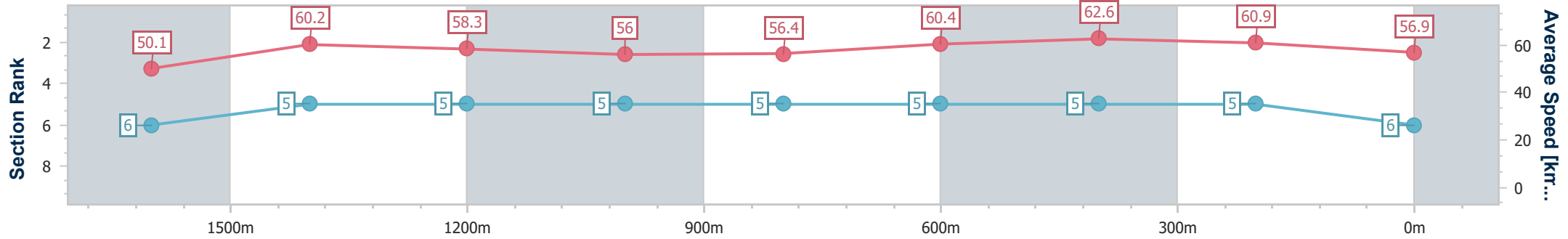
26 March 2025 - 14:44

Track Rating: Soft 7, Weather: Overcast, Rail Position: +12m Entire



BRISBANE
RACING CLUB

Section	Overall	1600m	1400m	1200m	1000m	800m	600m	400m	200m
Section Times	1:52.49 [6] (0:14.50)	1:37.99 [6] (0:11.98)	1:26.01 [5] (0:12.41)	1:13.60 [5] (0:12.90)	1:00.70 [5] (0:12.79)	0:47.91 [5] (0:11.89)	0:36.02 [5] (0:11.47)	0:24.55 [5] (0:11.79)	0:12.76 [5] (0:12.76)
Average Speed [km/h]	50.1	60.2	58.3	56.0	56.4	60.4	62.6	60.9	56.9
Top Speed [km/h]	61.6	60.9	59.9	57.2	59.1	62.0	63.2	63.3	59.3
Avg. Dist. to Rail [m]	4.6	1.9	2.3	1.7	0.6	0.3	0.9	1.9	2.1
Avg. Stride Freq. [Hz]	2.2	2.3	2.2	2.2	2.2	2.3	2.4	2.4	2.3
Avg. Stride Length [m]	6.3	7.3	7.2	7.1	7.1	7.3	7.3	7.2	6.8



- [] Ranking at each section and finish
- .-.- No data available at this section
- NA No data available



Horse/Jockey Name	Bold Hoi Ho
Final Rank	7
Fastest Section Time (Section)	0:11.59 (600m)
Top Speed [km/h] (Section)	62.9 (600m)
Race State	Finished



Eagle Farm QLD Professional
 Race 5: LADBROKES CALCUTTA & LUNCHEON 13 JUNE
 BENCHMARK 65 Handicap - 1800m

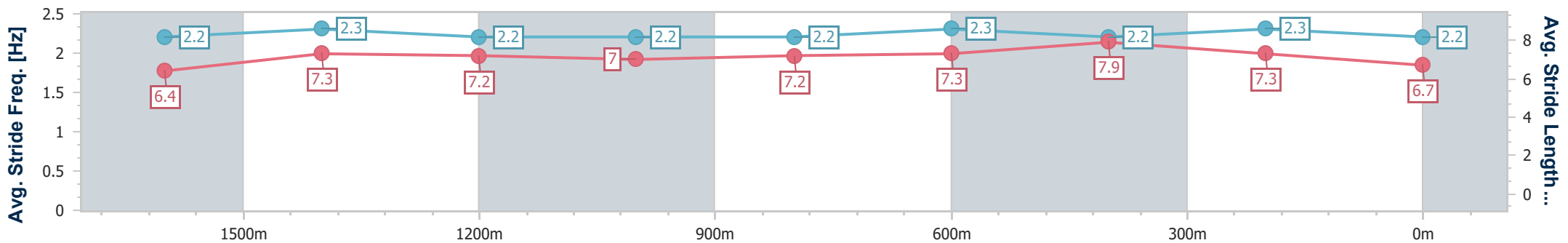
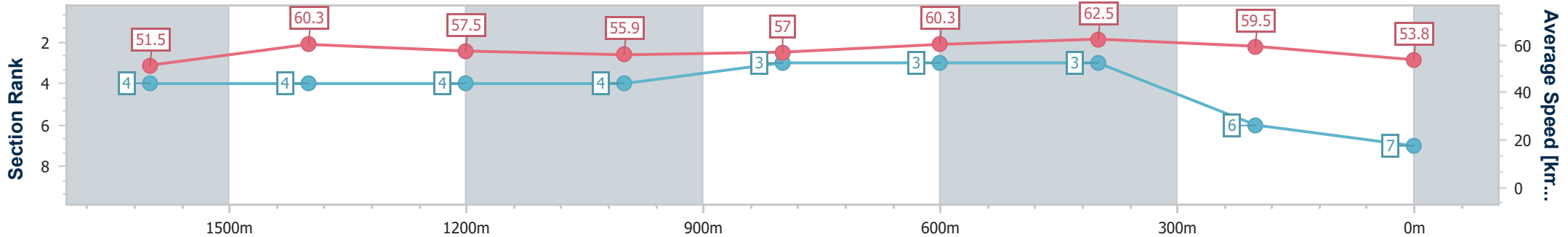
26 March 2025 - 14:44

Track Rating: Soft 7, Weather: Overcast, Rail Position: +12m Entire



BRISBANE
 RACING CLUB

Section	Overall	1600m	1400m	1200m	1000m	800m	600m	400m	200m
Section Times	1:53.30 [7] (0:14.16)	1:39.14 [4] (0:11.98)	1:27.16 [4] (0:12.55)	1:14.61 [4] (0:12.91)	1:01.70 [4] (0:12.63)	0:49.07 [3] (0:11.93)	0:37.14 [3] (0:11.59)	0:25.55 [3] (0:12.07)	0:13.48 [6] (0:13.48)
Average Speed [km/h]	51.5	60.3	57.5	55.9	57.0	60.3	62.5	59.5	53.8
Top Speed [km/h]	60.4	61.0	59.8	57.9	60.0	61.3	62.9	62.2	56.9
Avg. Dist. to Rail [m]	4.6	2.1	1.7	1.5	0.2	0.4	0.9	3.8	3.6
Avg. Stride Freq. [Hz]	2.2	2.3	2.2	2.2	2.2	2.3	2.2	2.3	2.2
Avg. Stride Length [m]	6.4	7.3	7.2	7.0	7.2	7.3	7.9	7.3	6.7



- [] Ranking at each section and finish
- .-.- No data available at this section
- NA No data available



Eagle Farm QLD Professional
Race 6: STRADBROKE SEASON BOOK NOW QTIS Three-Year-Old
Maiden Plate - 1400m
26 March 2025 - 15:19



BRISBANE
RACING CLUB

Track Rating: Soft 7, Weather: Overcast, Rail Position: +12m Entire

Section												Last 600m	
Field Times												0:36.72	
	Overall	1200m	1000m	800m	600m	400m							
	1:25.46 (0:13.71)	1:11.75 (0:11.10)	1:00.65 (0:11.70)	0:48.95 (0:12.23)	0:36.72 (0:12.22)	0:24.50 (0:11.66)							
Rank	TAB	Horse/Jockey	Barrier	Top Speed [km/h]	Fastest Section	Overall	1200m	1000m	800m	600m	400m	Last 600m	Distance Travelled [m]
1	10	MOSCOW CIRCUS Damien Thornton	8	66.5	0:11.14	1:25.46 [1] (0:13.71)	1:11.75 [1] (0:11.14)	1:00.61 [2] (0:11.75)	0:48.86 [2] (0:12.30)	0:36.56 [2] (0:12.07)	0:24.49 [2] (0:11.65)	0:36.56	
2	3	LINWAR Mark Du Plessis	5	66.2	0:11.17	1:25.65 [2] (0:13.87)	1:11.78 [3] (0:11.17)	1:00.61 [4] (0:11.76)	0:48.85 [4] (0:12.23)	0:36.62 [4] (0:12.07)	0:24.55 [3] (0:11.77)	0:36.62	+0
3	7	DUBIAS MISS Angela Jones	4	67.3	0:11.07	1:25.83 [3] (0:13.74)	1:12.09 [2] (0:11.07)	1:01.02 [1] (0:11.70)	0:49.32 [1] (0:12.23)	0:37.09 [1] (0:12.22)	0:24.87 [1] (0:11.96)	0:37.09	-5
4	6	CHAMPAGNE TOWER Cejay Graham	1	67.1	0:10.98	1:25.87 [4] (0:14.06)	1:11.81 [5] (0:10.98)	1:00.83 [3] (0:11.70)	0:49.13 [3] (0:12.22)	0:36.91 [3] (0:12.19)	0:24.72 [4] (0:12.03)	0:36.91	-3
5	5	ZOU BIG BOY Ryan Maloney	6	66.0	0:11.17	1:26.06 [5] (0:14.38)	1:11.68 [8] (0:11.17)	1:00.51 [8] (0:11.71)	0:48.80 [8] (0:12.28)	0:36.52 [9] (0:11.89)	0:24.63 [8] (0:11.73)	0:36.52	-3
6	4	ROYAL GLADIATOR Noel Callow	3	66.1	0:11.14	1:26.18 [6] (0:14.19)	1:11.99 [7] (0:11.14)	1:00.85 [6] (0:11.73)	0:49.12 [6] (0:12.21)	0:36.91 [6] (0:12.13)	0:24.78 [7] (0:11.85)	0:36.91	-1
7	11	SOME GIRLS Georgina Cartwright	9	66.0	0:11.13	1:26.32 [7] (0:14.58)	1:11.74 [10] (0:11.13)	1:00.61 [9] (0:11.65)	0:48.96 [9] (0:12.13)	0:36.83 [8] (0:12.00)	0:24.83 [9] (0:11.91)	0:36.83	+0
8	9	IT'S A CABARET Robbie Dolan	2	65.3	0:11.28	1:26.44 [8] (0:14.56)	1:11.88 [9] (0:11.28)	1:00.60 [10] (0:11.70)	0:48.90 [10] (0:12.20)	0:36.70 [10] (0:11.93)	0:24.77 [10] (0:11.90)	0:36.70	-3
9	12	STYLISH ANGEL Emily Lang	11	64.9	0:11.33	1:26.52 [9] (0:14.13)	1:12.39 [6] (0:11.33)	1:01.06 [7] (0:11.67)	0:49.39 [7] (0:12.18)	0:37.21 [7] (0:11.99)	0:25.22 [6] (0:11.97)	0:37.21	-2
10	1	FRATIANNO Martin Harley	7	66.0	0:11.18	1:26.54 [10] (0:14.90)	1:11.64 [11] (0:11.18)	1:00.46 [11] (0:11.58)	0:48.88 [11] (0:12.12)	0:36.76 [11] (0:11.91)	0:24.85 [11] (0:11.78)	0:36.76	-1

Scratched: Good Girl Polly (#8)

[] Ranking at each section and finish
 -:-:- No data available at this section
 NA No data available

SCN Saddle cloth number
 DNF Did not finish
 DNT Did not track



Eagle Farm QLD Professional
Race 6: STRADBROKE SEASON BOOK NOW QTIS Three-Year-Old
Maiden Plate - 1400m
26 March 2025 - 15:19



Track Rating: Soft 7, Weather: Overcast, Rail Position: +12m Entire

Section	Overall	1200m	1000m	800m	600m	400m	Last 600m
Field Times	1:25.46 (0:13.71)	1:11.75 (0:11.10)	1:00.65 (0:11.70)	0:48.95 (0:12.23)	0:36.72 (0:12.22)	0:24.50 (0:11.66)	0:36.72

Rank	TAB	Horse/Jockey	Barrier	Top Speed [km/h]	Fastest Section	Distance Travelled [m]
11	2	JOPPA LANE	10	65.7	0:11.23	
		Boris Thornton		Overall	1200m	

Scratched: Good Girl Polly (#8)

[] Ranking at each section and finish
 -:-:- No data available at this section
 NA No data available

SCN Saddle cloth number
 DNF Did not finish
 DNT Did not track



Eagle Farm QLD Professional
Race 6: STRADBROKE SEASON BOOK NOW QTIS Three-Year-Old
Maiden Plate - 1400m
26 March 2025 - 15:19



Track Rating: Soft 7, Weather: Overcast, Rail Position: +12m Entire

Section				200m				Last 600m	
Field Times				0:12.84 (0:12.84)				0:36.72	
Rank	TAB Horse/Jockey	Barrier	Top Speed [km/h]	Fastest Section	Margin				Distance Travelled [m]
1	10 MOSCOW CIRCUS Damien Thornton	8	66.5	0:11.14 Overall	0:12.84 [1] (0:12.84)	1:25.46		0:36.56	
2	3 LINWAR Mark Du Plessis	5	66.2	1200m	0:11.17 1200m	0:12.78 [2] (0:12.78)	1.14L	0:36.62	+0
3	7 DUBIAS MISS Angela Jones	4	67.3	1200m	0:11.07 1200m	0:12.91 [3] (0:12.91)	2.16L	0:37.09	-5
4	6 CHAMPAGNE TOWER Cejay Graham	1	67.1	1200m	0:10.98 1200m	0:12.69 [6] (0:12.69)	2.43L	0:36.91	-3
5	5 ZOU BIG BOY Ryan Maloney	6	66.0	1200m	0:11.17 1200m	0:12.90 [4] (0:12.90)	3.56L	0:36.52	-3
6	4 ROYAL GLADIATOR Noel Callow	3	66.1	1200m	0:11.14 1200m	0:12.93 [7] (0:12.93)	4.26L	0:36.91	-1
7	11 SOME GIRLS Georgina Cartwright	9	66.0	1200m	0:11.13 1200m	0:12.92 [9] (0:12.92)	5.07L	0:36.83	+0
8	9 IT'S A CABARET Robbie Dolan	2	65.3	1200m	0:11.28 1200m	0:12.87 [11] (0:12.87)	5.8L	0:36.70	-3
9	12 STYLISH ANGEL Emily Lang	11	64.9	1200m	0:11.33 1200m	0:13.25 [8] (0:13.25)	6.22L	0:37.21	-2
10	1 FRATIANNO Martin Harley	7	66.0	1200m	0:11.18 1200m	0:13.07 [10] (0:13.07)	6.35L	0:36.76	-1

Scratched: Good Girl Polly (#8)

[] Ranking at each section and finish
 -:-:- No data available at this section
 NA No data available

SCN Saddle cloth number
 DNF Did not finish
 DNT Did not track



Eagle Farm QLD Professional
Race 6: STRADBROKE SEASON BOOK NOW QTIS Three-Year-Old
Maiden Plate - 1400m
26 March 2025 - 15:19



Track Rating: Soft 7, Weather: Overcast, Rail Position: +12m Entire

Section				200m				Last 600m	
Field Times				0:12.84 (0:12.84)				0:36.72	
Rank	TAB Horse/Jockey	Barrier	Top Speed [km/h]	Fastest Section	Margin				Distance Travelled [m]
11	2 JOPPA LANE	10	65.7	0:11.23	0:13.71 [5]	8.43L		0:37.76	+1
	Boris Thornton		Overall	1200m	(0:13.71)				

Scratched: Good Girl Polly (#8)

[] Ranking at each section and finish
 -:-:- No data available at this section
 NA No data available

SCN Saddle cloth number
 DNF Did not finish
 DNT Did not track



Horse/Jockey Name	Moscow Circus
Final Rank	1
Fastest Section Time (Section)	0:11.14 (1200m)
Top Speed [km/h] (Section)	66.5 (Overall)
Race State	Finished

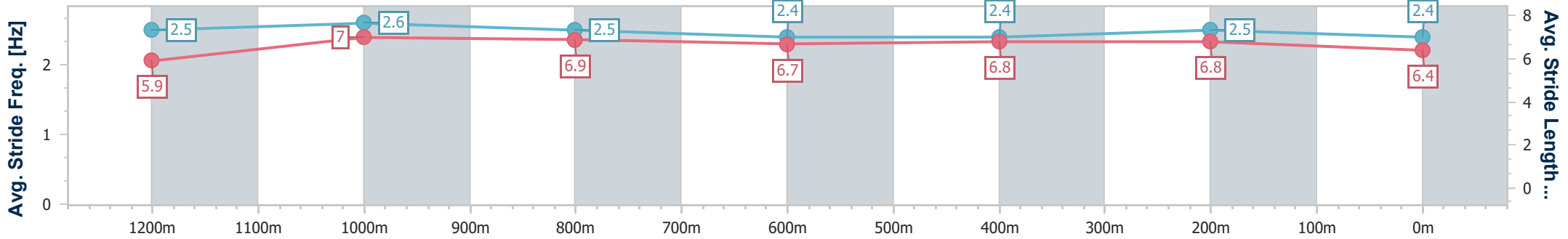
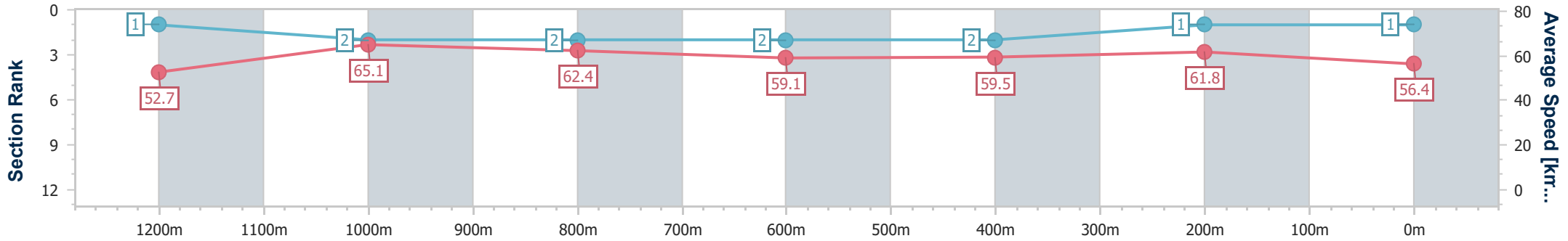


Eagle Farm QLD Professional
 Race 6: STRADBROKE SEASON BOOK NOW QTIS Three-Year-Old Maiden Plate - 1400m
 26 March 2025 - 15:19
 Track Rating: Soft 7, Weather: Overcast, Rail Position: +12m Entire



BRISBANE RACING CLUB

Section	Overall	1200m	1000m	800m	600m	400m	200m
Section Times	1:25.46 [1] (0:13.71)	1:11.75 [1] (0:11.14)	1:00.61 [2] (0:11.75)	0:48.86 [2] (0:12.30)	0:36.56 [2] (0:12.07)	0:24.49 [2] (0:11.65)	0:12.84 [1] (0:12.84)
Average Speed [km/h]	52.7	65.1	62.4	59.1	59.5	61.8	56.4
Top Speed [km/h]	66.5	66.1	63.4	61.0	61.2	63.5	59.8
Avg. Dist. to Rail [m]	7.8	4.9	3.7	2.1	0.2	1.2	1.1
Avg. Stride Freq. [Hz]	2.5	2.6	2.5	2.4	2.4	2.5	2.4
Avg. Stride Length [m]	5.9	7.0	6.9	6.7	6.8	6.8	6.4



- [] Ranking at each section and finish
- .-.- No data available at this section
- NA No data available



Horse/Jockey Name	Linwar
Final Rank	2
Fastest Section Time (Section)	0:11.17 (1200m)
Top Speed [km/h] (Section)	66.2 (1200m)
Race State	Finished



Eagle Farm QLD Professional
Race 6: STRADBROKE SEASON BOOK NOW QTIS Three-Year-Old Maiden Plate - 1400m

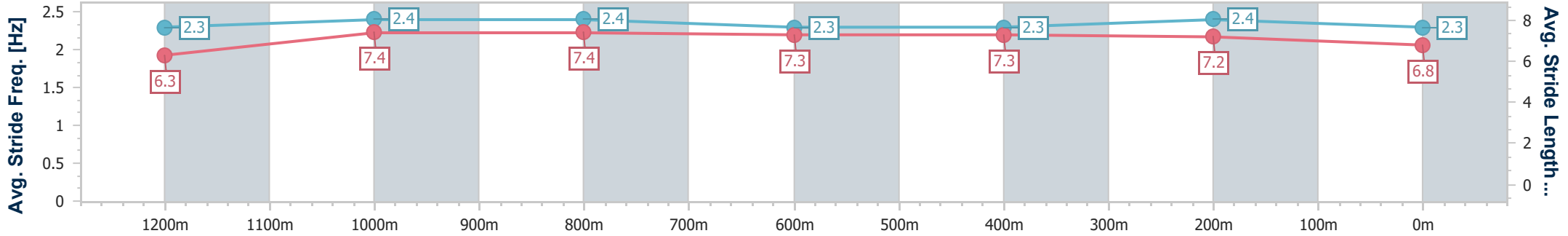
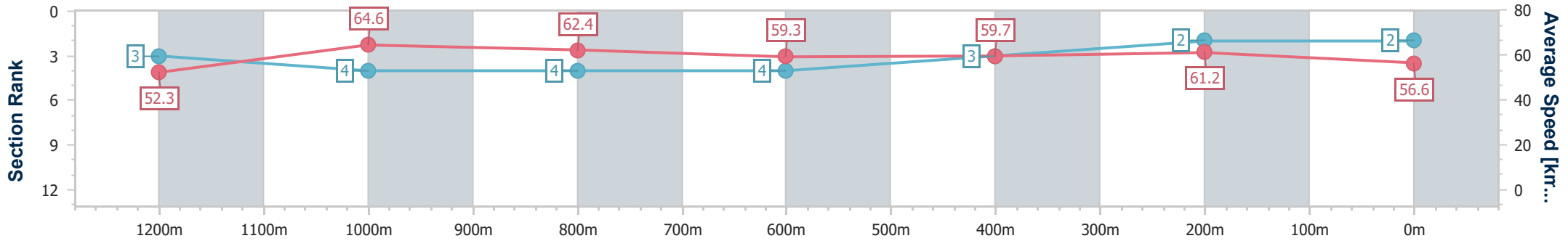


BRISBANE RACING CLUB

26 March 2025 - 15:19

Track Rating: Soft 7, Weather: Overcast, Rail Position: +12m Entire

Section	Overall	1200m	1000m	800m	600m	400m	200m
Section Times	1:25.65 [2] (0:13.87)	1:11.78 [3] (0:11.17)	1:00.61 [4] (0:11.76)	0:48.85 [4] (0:12.23)	0:36.62 [4] (0:12.07)	0:24.55 [3] (0:11.77)	0:12.78 [2] (0:12.78)
Average Speed [km/h]	52.3	64.6	62.4	59.3	59.7	61.2	56.6
Top Speed [km/h]	65.4	66.2	63.2	60.5	61.0	61.9	60.3
Avg. Dist. to Rail [m]	5.4	4.2	3.3	1.6	0.2	0.6	0.9
Avg. Stride Freq. [Hz]	2.3	2.4	2.4	2.3	2.3	2.4	2.3
Avg. Stride Length [m]	6.3	7.4	7.4	7.3	7.3	7.2	6.8



- [] Ranking at each section and finish
- .-.- No data available at this section
- NA No data available



Horse/Jockey Name	Dubias Miss
Final Rank	3
Fastest Section Time (Section)	0:11.07 (1200m)
Top Speed [km/h] (Section)	67.3 (1200m)
Race State	Finished

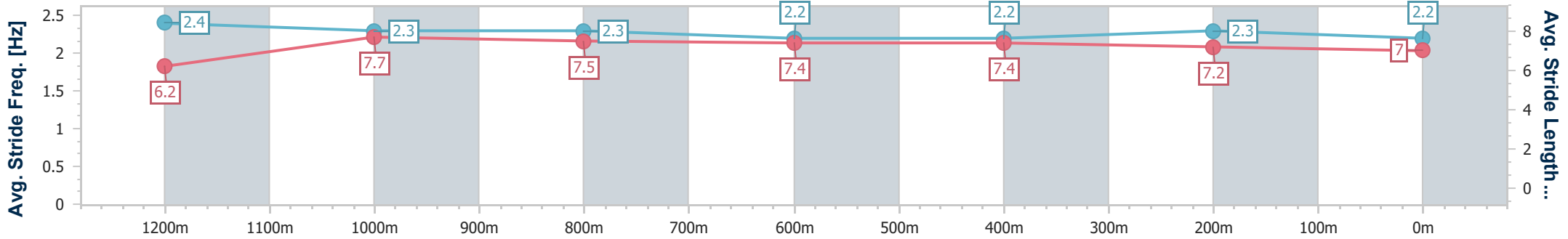
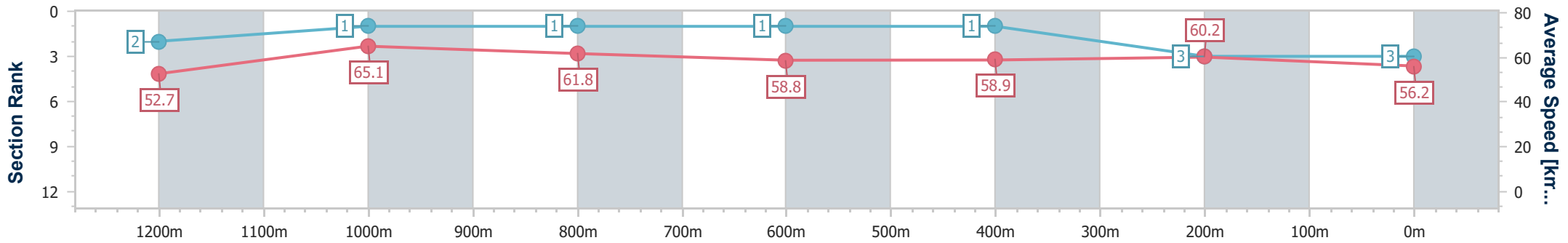


Eagle Farm QLD Professional
 Race 6: STRADBROKE SEASON BOOK NOW QTIS Three-Year-Old Maiden Plate - 1400m
 26 March 2025 - 15:19
 Track Rating: Soft 7, Weather: Overcast, Rail Position: +12m Entire



BRISBANE RACING CLUB

Section	Overall	1200m	1000m	800m	600m	400m	200m
Section Times	1:25.83 [3] (0:13.74)	1:12.09 [2] (0:11.07)	1:01.02 [1] (0:11.70)	0:49.32 [1] (0:12.23)	0:37.09 [1] (0:12.22)	0:24.87 [1] (0:11.96)	0:12.91 [3] (0:12.91)
Average Speed [km/h]	52.7	65.1	61.8	58.8	58.9	60.2	56.2
Top Speed [km/h]	66.1	67.3	63.8	61.0	60.6	62.2	58.1
Avg. Dist. to Rail [m]	3.3	2.3	1.0	0.3	0.5	1.0	0.7
Avg. Stride Freq. [Hz]	2.4	2.3	2.3	2.2	2.2	2.3	2.2
Avg. Stride Length [m]	6.2	7.7	7.5	7.4	7.4	7.2	7.0



- [] Ranking at each section and finish
- .-.- No data available at this section
- NA No data available



Horse/Jockey Name	Champagne Tower
Final Rank	4
Fastest Section Time (Section)	0:10.98 (1200m)
Top Speed [km/h] (Section)	67.1 (1200m)
Race State	Finished



Eagle Farm QLD Professional
 Race 6: STRADBROKE SEASON BOOK NOW QTIS Three-Year-
 Old Maiden Plate - 1400m

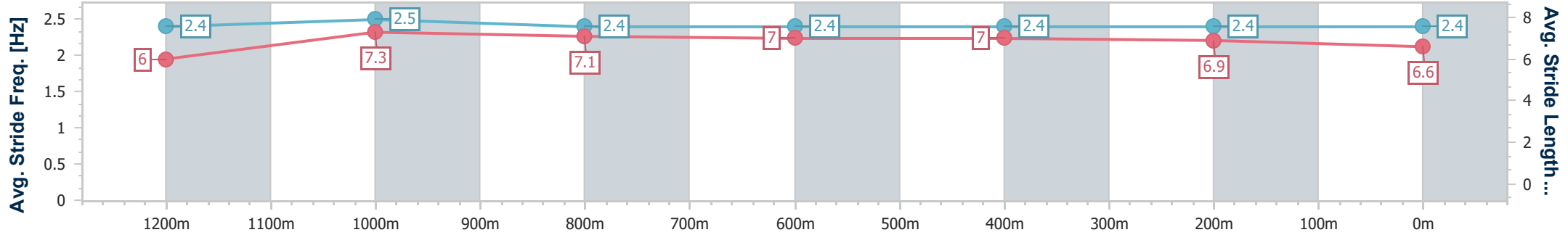
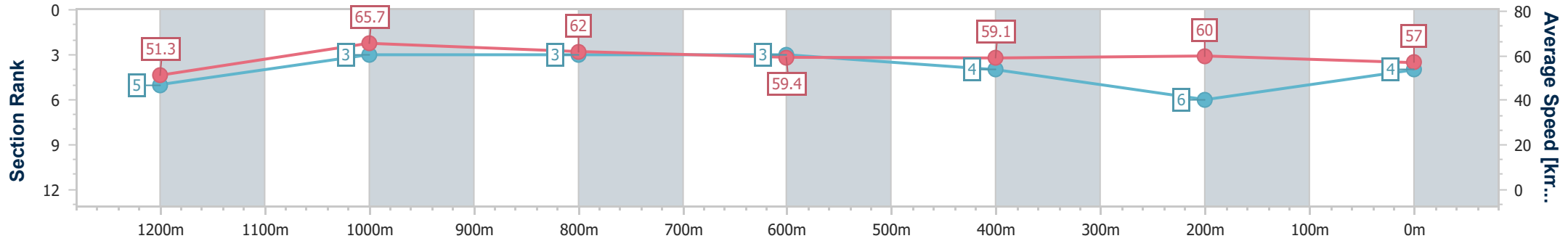


BRISBANE
 RACING CLUB

26 March 2025 - 15:19

Track Rating: Soft 7, Weather: Overcast, Rail Position: +12m Entire

Section	Overall	1200m	1000m	800m	600m	400m	200m
Section Times	1:25.87 [4] (0:14.06)	1:11.81 [5] (0:10.98)	1:00.83 [3] (0:11.70)	0:49.13 [3] (0:12.22)	0:36.91 [3] (0:12.19)	0:24.72 [4] (0:12.03)	0:12.69 [6] (0:12.69)
Average Speed [km/h]	51.3	65.7	62.0	59.4	59.1	60.0	57.0
Top Speed [km/h]	66.6	67.1	64.0	60.6	60.5	61.0	60.1
Avg. Dist. to Rail [m]	1.7	1.6	1.9	1.5	0.4	0.5	0.5
Avg. Stride Freq. [Hz]	2.4	2.5	2.4	2.4	2.4	2.4	2.4
Avg. Stride Length [m]	6.0	7.3	7.1	7.0	7.0	6.9	6.6



- [] Ranking at each section and finish
- .-.- No data available at this section
- NA No data available



Horse/Jockey Name	Zou Big Boy
Final Rank	5
Fastest Section Time (Section)	0:11.17 (1200m)
Top Speed [km/h] (Section)	66.0 (1200m)
Race State	Finished

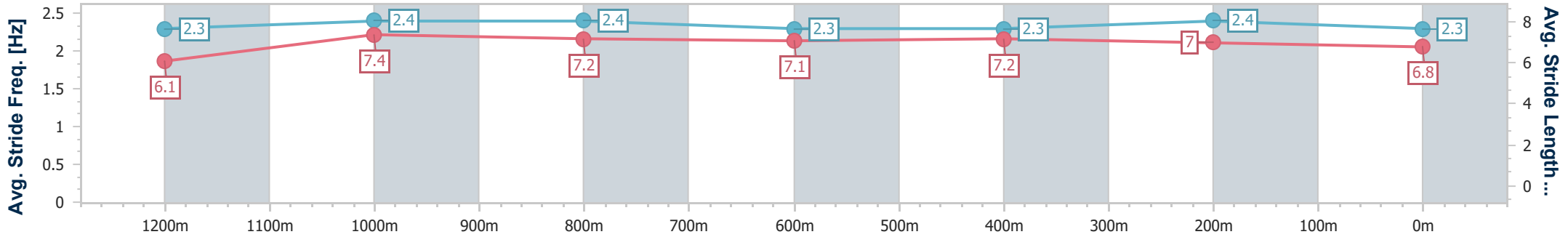
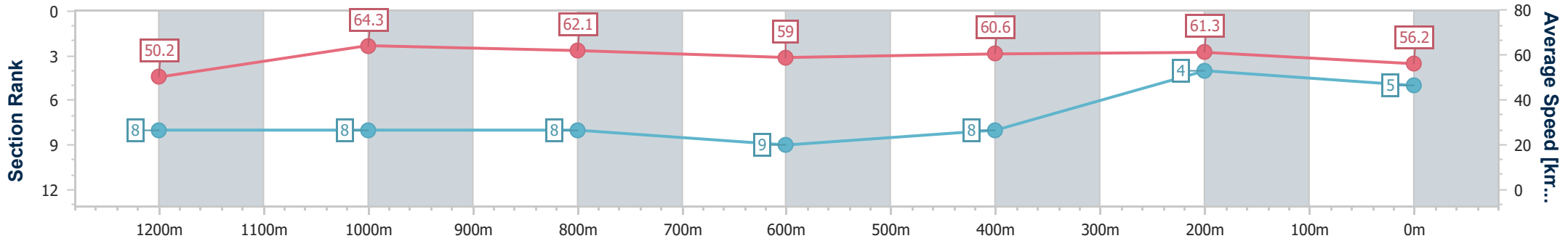


Eagle Farm QLD Professional
 Race 6: STRADBROKE SEASON BOOK NOW QTIS Three-Year-Old Maiden Plate - 1400m
 26 March 2025 - 15:19
 Track Rating: Soft 7, Weather: Overcast, Rail Position: +12m Entire



BRISBANE RACING CLUB

Section	Overall	1200m	1000m	800m	600m	400m	200m
Section Times	1:26.06 [5] (0:14.38)	1:11.68 [8] (0:11.17)	1:00.51 [8] (0:11.71)	0:48.80 [8] (0:12.28)	0:36.52 [9] (0:11.89)	0:24.63 [8] (0:11.73)	0:12.90 [4] (0:12.90)
Average Speed [km/h]	50.2	64.3	62.1	59.0	60.6	61.3	56.2
Top Speed [km/h]	64.5	66.0	62.6	61.0	62.3	62.9	59.3
Avg. Dist. to Rail [m]	4.8	1.5	1.2	2.3	1.2	0.8	2.6
Avg. Stride Freq. [Hz]	2.3	2.4	2.4	2.3	2.3	2.4	2.3
Avg. Stride Length [m]	6.1	7.4	7.2	7.1	7.2	7.0	6.8



- [] Ranking at each section and finish
- .-.- No data available at this section
- NA No data available



Horse/Jockey Name	Royal Gladiator
Final Rank	6
Fastest Section Time (Section)	0:11.14 (1200m)
Top Speed [km/h] (Section)	66.1 (1200m)
Race State	Finished

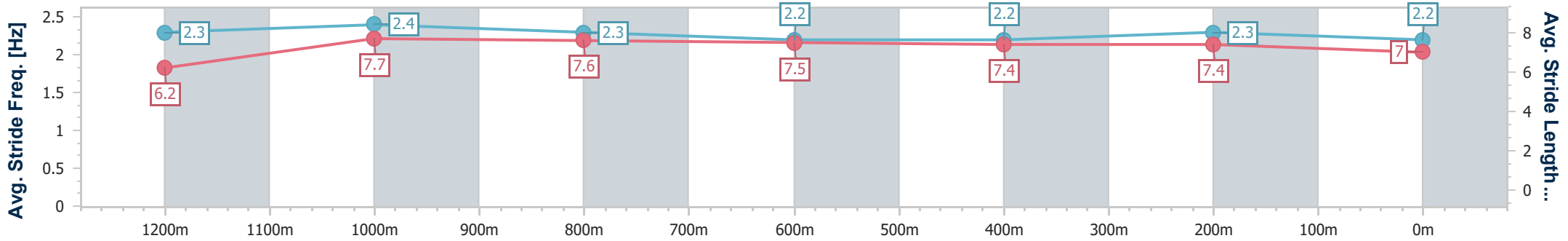
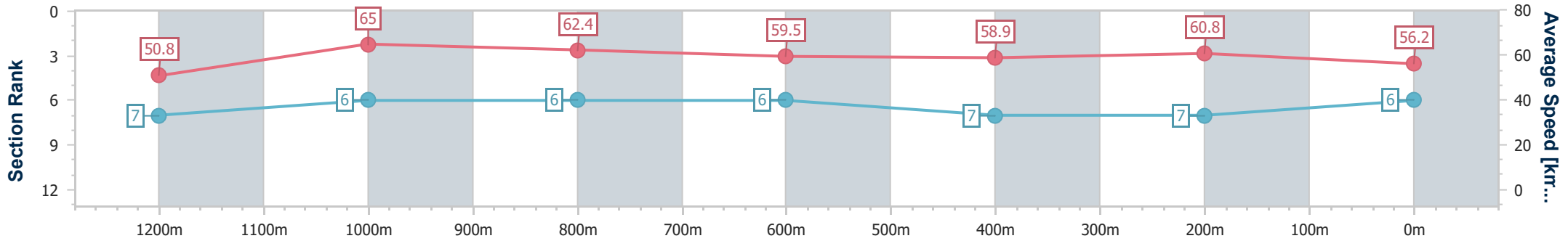


Eagle Farm QLD Professional
 Race 6: STRADBROKE SEASON BOOK NOW QTIS Three-Year-Old Maiden Plate - 1400m
 26 March 2025 - 15:19
 Track Rating: Soft 7, Weather: Overcast, Rail Position: +12m Entire



BRISBANE RACING CLUB

Section	Overall	1200m	1000m	800m	600m	400m	200m
Section Times	1:26.18 [6] (0:14.19)	1:11.99 [7] (0:11.14)	1:00.85 [6] (0:11.73)	0:49.12 [6] (0:12.21)	0:36.91 [6] (0:12.13)	0:24.78 [7] (0:11.85)	0:12.93 [7] (0:12.93)
Average Speed [km/h]	50.8	65.0	62.4	59.5	58.9	60.8	56.2
Top Speed [km/h]	65.3	66.1	64.0	61.4	60.8	63.1	59.7
Avg. Dist. to Rail [m]	2.8	3.2	3.6	1.6	0.7	2.1	2.1
Avg. Stride Freq. [Hz]	2.3	2.4	2.3	2.2	2.2	2.3	2.2
Avg. Stride Length [m]	6.2	7.7	7.6	7.5	7.4	7.4	7.0



- [] Ranking at each section and finish
- .-.- No data available at this section
- NA No data available



Horse/Jockey Name	Some Girls
Final Rank	7
Fastest Section Time (Section)	0:11.13 (1200m)
Top Speed [km/h] (Section)	66.0 (1200m)
Race State	Finished

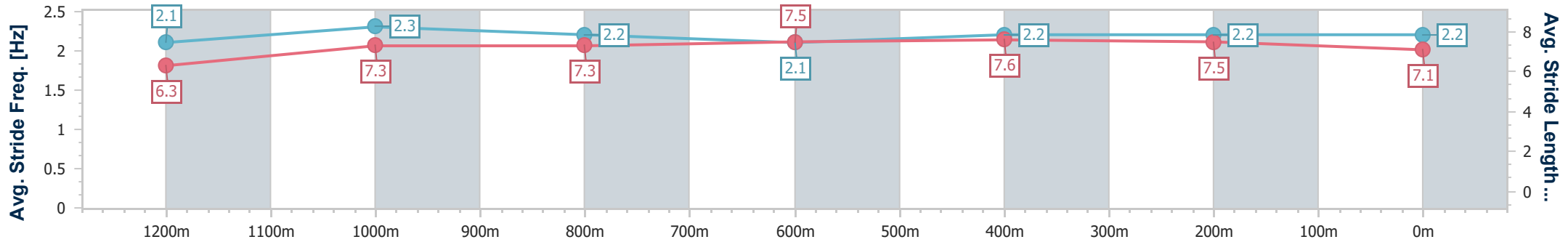
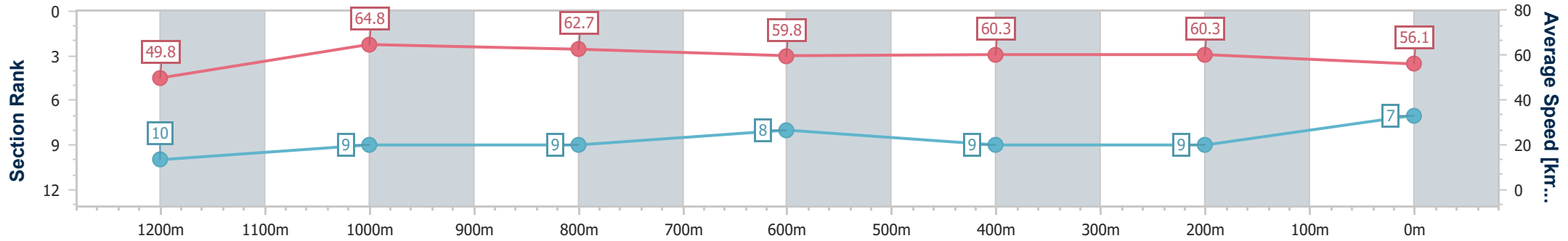


Eagle Farm QLD Professional
 Race 6: STRADBROKE SEASON BOOK NOW QTIS Three-Year-Old Maiden Plate - 1400m
 26 March 2025 - 15:19
 Track Rating: Soft 7, Weather: Overcast, Rail Position: +12m Entire



BRISBANE RACING CLUB

Section	Overall	1200m	1000m	800m	600m	400m	200m
Section Times	1:26.32 [7] (0:14.58)	1:11.74 [10] (0:11.13)	1:00.61 [9] (0:11.65)	0:48.96 [9] (0:12.13)	0:36.83 [8] (0:12.00)	0:24.83 [9] (0:11.91)	0:12.92 [9] (0:12.92)
Average Speed [km/h]	49.8	64.8	62.7	59.8	60.3	60.3	56.1
Top Speed [km/h]	63.1	66.0	64.0	61.8	61.2	61.6	58.7
Avg. Dist. to Rail [m]	7.3	3.9	2.8	1.4	1.3	4.9	6.5
Avg. Stride Freq. [Hz]	2.1	2.3	2.2	2.1	2.2	2.2	2.2
Avg. Stride Length [m]	6.3	7.3	7.3	7.5	7.6	7.5	7.1



- [] Ranking at each section and finish
- .-.- No data available at this section
- NA No data available



Horse/Jockey Name	It's A Cabaret
Final Rank	8
Fastest Section Time (Section)	0:11.28 (1200m)
Top Speed [km/h] (Section)	65.3 (1200m)
Race State	Finished

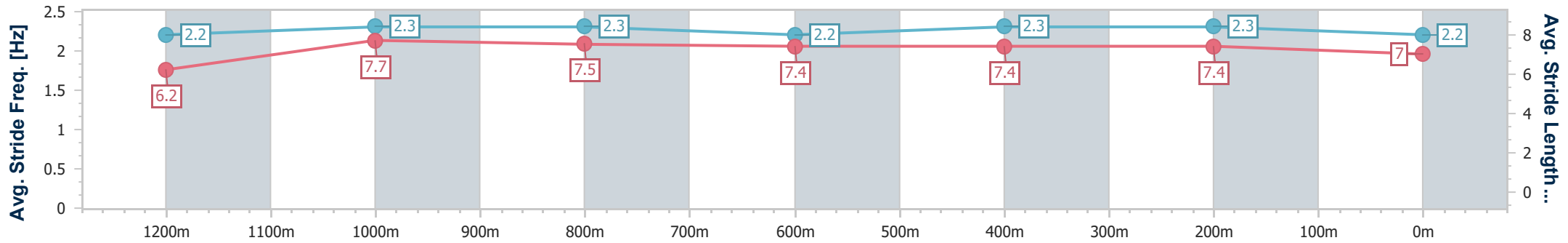
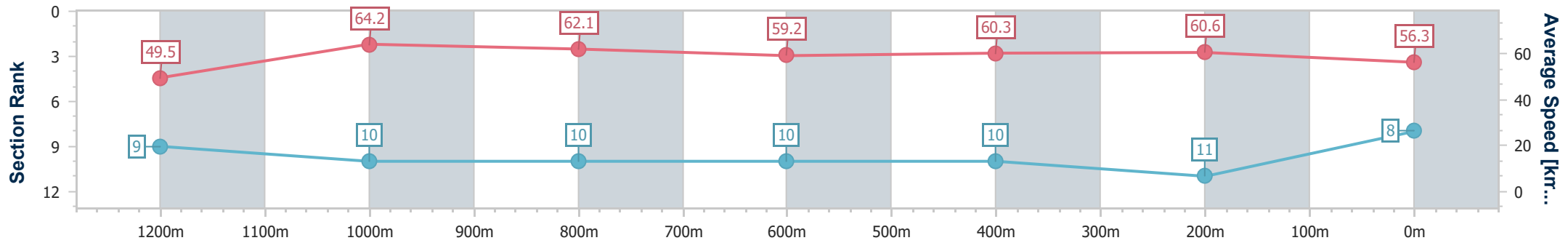


Eagle Farm QLD Professional
 Race 6: STRADBROKE SEASON BOOK NOW QTIS Three-Year-Old Maiden Plate - 1400m
 26 March 2025 - 15:19
 Track Rating: Soft 7, Weather: Overcast, Rail Position: +12m Entire



BRISBANE RACING CLUB

Section	Overall	1200m	1000m	800m	600m	400m	200m
Section Times	1:26.44 [8] (0:14.56)	1:11.88 [9] (0:11.28)	1:00.60 [10] (0:11.70)	0:48.90 [10] (0:12.20)	0:36.70 [10] (0:11.93)	0:24.77 [10] (0:11.90)	0:12.87 [11] (0:12.87)
Average Speed [km/h]	49.5	64.2	62.1	59.2	60.3	60.6	56.3
Top Speed [km/h]	64.8	65.3	63.0	61.5	60.7	62.1	58.8
Avg. Dist. to Rail [m]	3.4	2.9	2.1	0.9	0.5	1.8	0.8
Avg. Stride Freq. [Hz]	2.2	2.3	2.3	2.2	2.3	2.3	2.2
Avg. Stride Length [m]	6.2	7.7	7.5	7.4	7.4	7.4	7.0



- [] Ranking at each section and finish
- .-.- No data available at this section
- NA No data available



Horse/Jockey Name	Stylish Angel
Final Rank	9
Fastest Section Time (Section)	0:11.33 (1200m)
Top Speed [km/h] (Section)	64.9 (1200m)
Race State	Finished

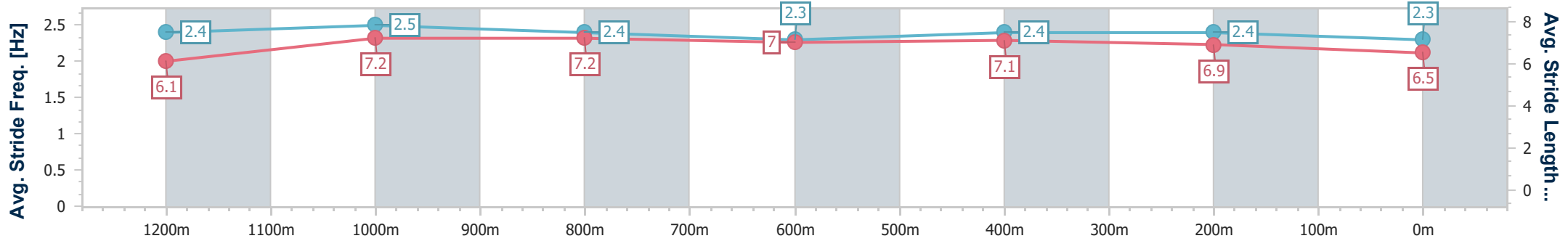
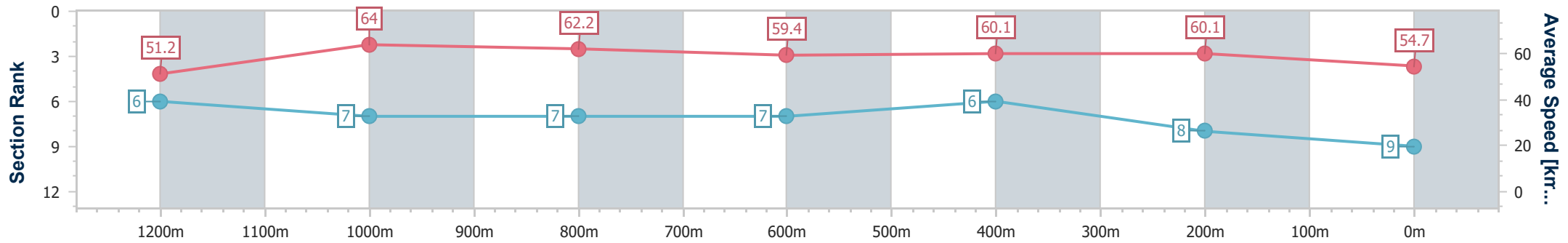


Eagle Farm QLD Professional
 Race 6: STRADBROKE SEASON BOOK NOW QTIS Three-Year-
 Old Maiden Plate - 1400m
 26 March 2025 - 15:19
 Track Rating: Soft 7, Weather: Overcast, Rail Position: +12m Entire



BRISBANE
 RACING CLUB

Section	Overall	1200m	1000m	800m	600m	400m	200m
Section Times	1:26.52 [9] (0:14.13)	1:12.39 [6] (0:11.33)	1:01.06 [7] (0:11.67)	0:49.39 [7] (0:12.18)	0:37.21 [7] (0:11.99)	0:25.22 [6] (0:11.97)	0:13.25 [8] (0:13.25)
Average Speed [km/h]	51.2	64.0	62.2	59.4	60.1	60.1	54.7
Top Speed [km/h]	64.3	64.9	63.5	61.1	61.0	61.6	58.6
Avg. Dist. to Rail [m]	10.2	4.6	2.1	0.9	0.7	3.3	4.9
Avg. Stride Freq. [Hz]	2.4	2.5	2.4	2.3	2.4	2.4	2.3
Avg. Stride Length [m]	6.1	7.2	7.2	7.0	7.1	6.9	6.5



- [] Ranking at each section and finish
- .-.- No data available at this section
- NA No data available



Horse/Jockey Name	Fратианно
Final Rank	10
Fastest Section Time (Section)	0:11.18 (1200m)
Top Speed [km/h] (Section)	66.0 (1200m)
Race State	Finished

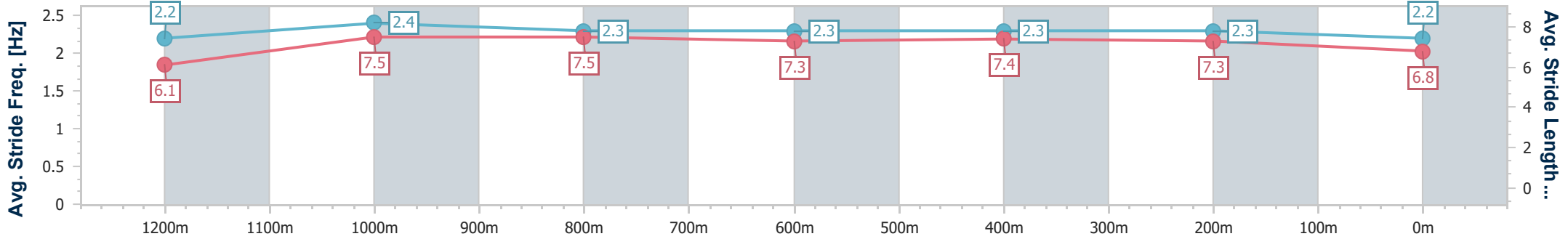
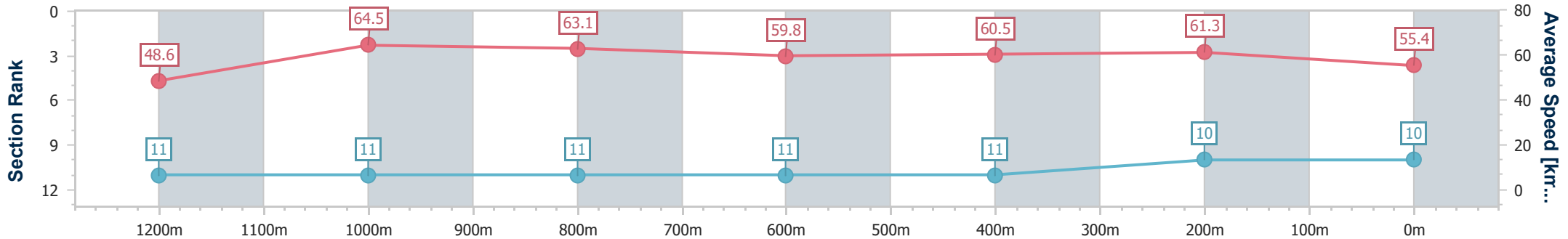


Eagle Farm QLD Professional
 Race 6: STRADBROKE SEASON BOOK NOW QTIS Three-Year-
 Old Maiden Plate - 1400m
 26 March 2025 - 15:19
 Track Rating: Soft 7, Weather: Overcast, Rail Position: +12m Entire



BRISBANE
 RACING CLUB

Section	Overall	1200m	1000m	800m	600m	400m	200m
Section Times	1:26.54 [10] (0:14.90)	1:11.64 [11] (0:11.18)	1:00.46 [11] (0:11.58)	0:48.88 [11] (0:12.12)	0:36.76 [11] (0:11.91)	0:24.85 [11] (0:11.78)	0:13.07 [10] (0:13.07)
Average Speed [km/h]	48.6	64.5	63.1	59.8	60.5	61.3	55.4
Top Speed [km/h]	64.1	66.0	65.5	62.3	61.5	62.5	59.4
Avg. Dist. to Rail [m]	5.9	2.9	2.8	1.4	0.7	3.2	4.7
Avg. Stride Freq. [Hz]	2.2	2.4	2.3	2.3	2.3	2.3	2.2
Avg. Stride Length [m]	6.1	7.5	7.5	7.3	7.4	7.3	6.8



- [] Ranking at each section and finish
- .-.- No data available at this section
- NA No data available



Horse/Jockey Name	Joppa Lane
Final Rank	11
Fastest Section Time (Section)	0:11.23 (1200m)
Top Speed [km/h] (Section)	65.7 (Overall)
Race State	Finished



Eagle Farm QLD Professional
 Race 6: STRADBROKE SEASON BOOK NOW QTIS Three-Year-
 Old Maiden Plate - 1400m

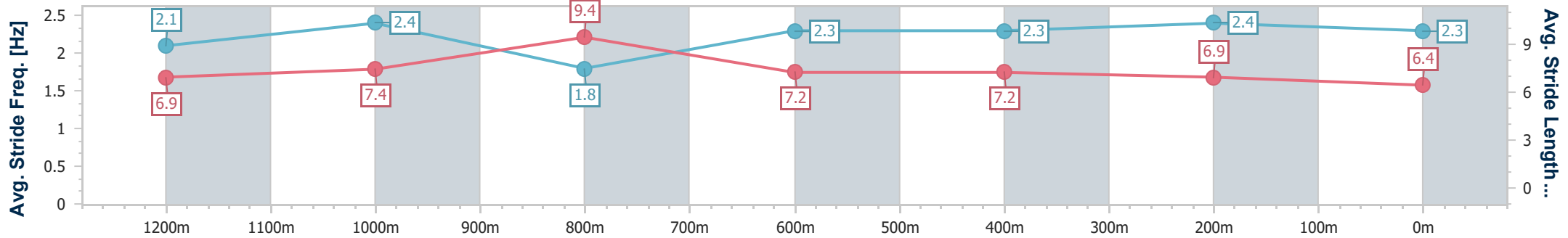
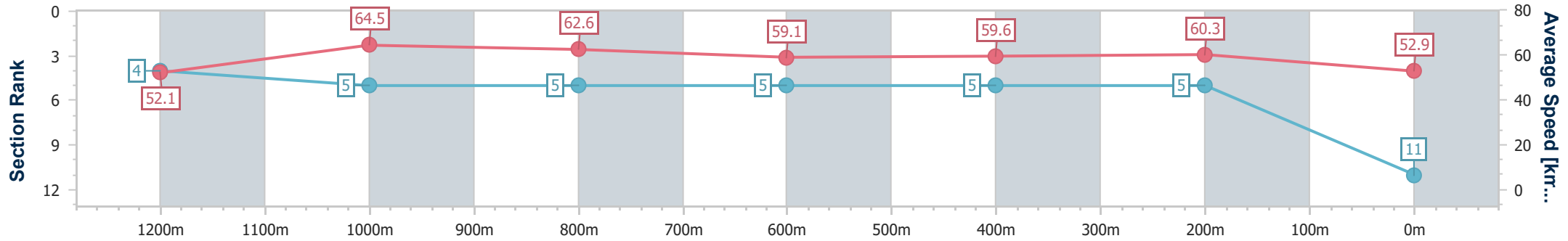


BRISBANE
 RACING CLUB

26 March 2025 - 15:19

Track Rating: Soft 7, Weather: Overcast, Rail Position: +12m Entire

Section	Overall	1200m	1000m	800m	600m	400m	200m
Section Times	1:26.89 [11] (0:13.91)	1:12.98 [4] (0:11.23)	1:01.75 [5] (0:11.66)	0:50.09 [5] (0:12.33)	0:37.76 [5] (0:12.06)	0:25.70 [5] (0:11.99)	0:13.71 [5] (0:13.71)
Average Speed [km/h]	52.1	64.5	62.6	59.1	59.6	60.3	52.9
Top Speed [km/h]	65.7	65.0	65.2	61.0	60.4	62.6	57.9
Avg. Dist. to Rail [m]	9.2	4.6	3.2	2.2	0.6	1.2	2.9
Avg. Stride Freq. [Hz]	2.1	2.4	1.8	2.3	2.3	2.4	2.3
Avg. Stride Length [m]	6.9	7.4	9.4	7.2	7.2	6.9	6.4



- [] Ranking at each section and finish
- .-.- No data available at this section
- NA No data available



Eagle Farm QLD Professional

Race 7: XXXX GOLD Class 5 Handicap - 1200m

26 March 2025 - 15:54



BRISBANE
RACING CLUB

Track Rating: Soft 7, Weather: Overcast, Rail Position: +12m Entire

Section		Field Times										Last 600m	
		Overall	1000m	800m	600m	400m	200m						0:35.72
		1:11.46 (0:13.24)	0:58.22 (0:10.95)	0:47.27 (0:11.55)	0:35.72 (0:11.31)	0:24.41 (0:11.63)	0:12.78 (0:12.78)						
Rank	TAB Horse/Jockey	Barrier	Top Speed [km/h]	Fastest Section								Margin	Distance Travelled [m]
1	5 HEROIC MISS Tahlia Fenlon	1	66.6 1000m	0:11.05 1000m	1:11.46 [1] (0:13.26)	0:58.20 [2] (0:11.05)	0:47.15 [2] (0:11.44)	0:35.71 [2] (0:11.30)	0:24.41 [1] (0:11.63)	0:12.78 [1] (0:12.78)	1:11.46	0:35.71	
2	8 ELECTED Samantha Collett	8	65.8 1000m	0:11.33 600m	1:11.70 [2] (0:13.68)	0:58.02 [6] (0:11.42)	0:46.60 [6] (0:11.48)	0:35.12 [7] (0:11.33)	0:23.79 [6] (0:11.36)	0:12.43 [3] (0:12.43)	1.37L	0:35.12	-1
3	4 DAMO DAYZ Martin Harley	6	66.4 1000m	0:11.22 1000m	1:11.72 [3] (0:13.91)	0:57.81 [7] (0:11.22)	0:46.59 [8] (0:11.49)	0:35.10 [8] (0:11.36)	0:23.74 [7] (0:11.37)	0:12.37 [4] (0:12.37)	1.53L	0:35.10	+9
4	7 RIVIERA BLUE Angela Jones	5	66.7 1000m	0:11.20 1000m	1:12.02 [4] (0:13.92)	0:58.10 [8] (0:11.20)	0:46.90 [7] (0:11.44)	0:35.46 [6] (0:11.45)	0:24.01 [8] (0:11.57)	0:12.44 [7] (0:12.44)	3.28L	0:35.46	+1
5	2 BEAUTANTES Noel Callow	4	67.0 1000m	0:11.27 1000m	1:12.13 [5] (0:13.41)	0:58.72 [4] (0:11.27)	0:47.45 [4] (0:11.66)	0:35.79 [5] (0:11.54)	0:24.25 [5] (0:11.51)	0:12.74 [5] (0:12.74)	3.9L	0:35.79	+8
6	10 I AM A MARVEL Cejay Graham	2	66.9 Overall	0:10.95 1000m	1:12.44 [6] (0:13.24)	0:59.20 [1] (0:10.95)	0:48.25 [1] (0:11.55)	0:36.70 [1] (0:11.58)	0:25.12 [2] (0:11.84)	0:13.28 [2] (0:13.28)	5.73L	0:36.70	+5
7	9 RICHUNCLEMONEYBAGS Georgina Cartwright	3	67.0 1000m	0:11.20 1000m	1:12.67 [7] (0:13.48)	0:59.19 [5] (0:11.20)	0:47.99 [5] (0:11.65)	0:36.34 [4] (0:11.38)	0:24.96 [4] (0:11.81)	0:13.15 [6] (0:13.15)	7.08L	0:36.34	+3
8	3 KODIAK Jack Martin	7	67.2 1000m	0:11.21 1000m	1:14.68 [8] (0:13.33)	1:01.35 [3] (0:11.21)	0:50.14 [3] (0:11.38)	0:38.76 [3] (0:11.52)	0:27.24 [3] (0:12.22)	0:15.02 [8] (0:15.02)	18.92L	0:38.76	+7

Scratched: Tonneofgrit (#1), Girl (#6)



Horse/Jockey Name	Heroic Miss
Final Rank	1
Fastest Section Time (Section)	0:11.05 (1000m)
Top Speed [km/h] (Section)	66.6 (1000m)
Race State	Finished



Eagle Farm QLD Professional
Race 7: XXXX GOLD Class 5 Handicap - 1200m

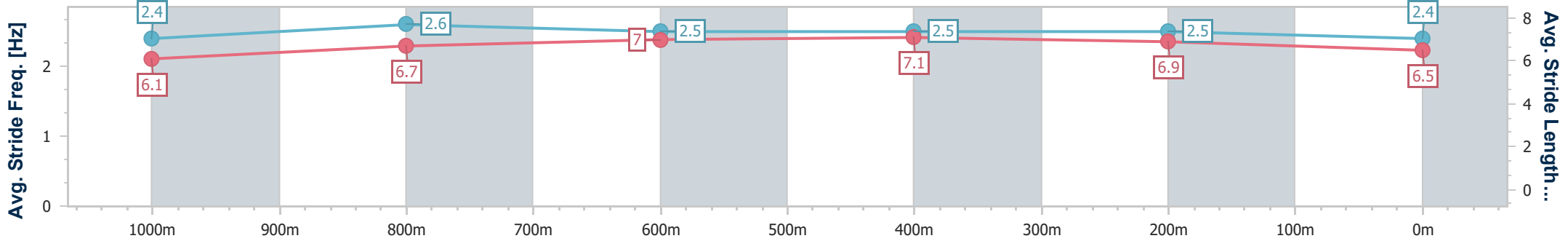
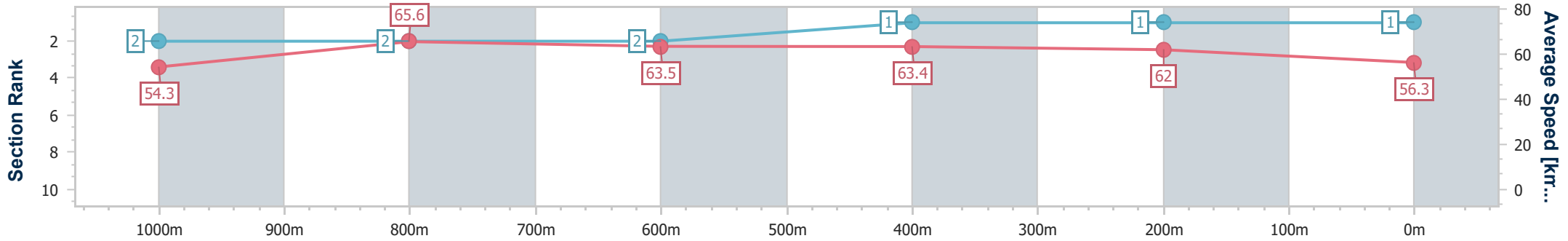
26 March 2025 - 15:54

Track Rating: Soft 7, Weather: Overcast, Rail Position: +12m Entire



BRISBANE
RACING CLUB

Section	Overall	1000m	800m	600m	400m	200m
Section Times	1:11.46 [1] (0:13.26)	0:58.20 [2] (0:11.05)	0:47.15 [2] (0:11.44)	0:35.71 [2] (0:11.30)	0:24.41 [1] (0:11.63)	0:12.78 [1] (0:12.78)
Average Speed [km/h]	54.3	65.6	63.5	63.4	62.0	56.3
Top Speed [km/h]	66.0	66.6	64.1	65.7	64.2	59.1
Avg. Dist. to Rail [m]	1.3	2.0	1.6	1.1	0.6	1.2
Avg. Stride Freq. [Hz]	2.4	2.6	2.5	2.5	2.5	2.4
Avg. Stride Length [m]	6.1	6.7	7.0	7.1	6.9	6.5



- [] Ranking at each section and finish
- .-.- No data available at this section
- NA No data available



Horse/Jockey Name	Elected
Final Rank	2
Fastest Section Time (Section)	0:11.33 (600m)
Top Speed [km/h] (Section)	65.8 (1000m)
Race State	Finished



Eagle Farm QLD Professional
Race 7: XXXX GOLD Class 5 Handicap - 1200m

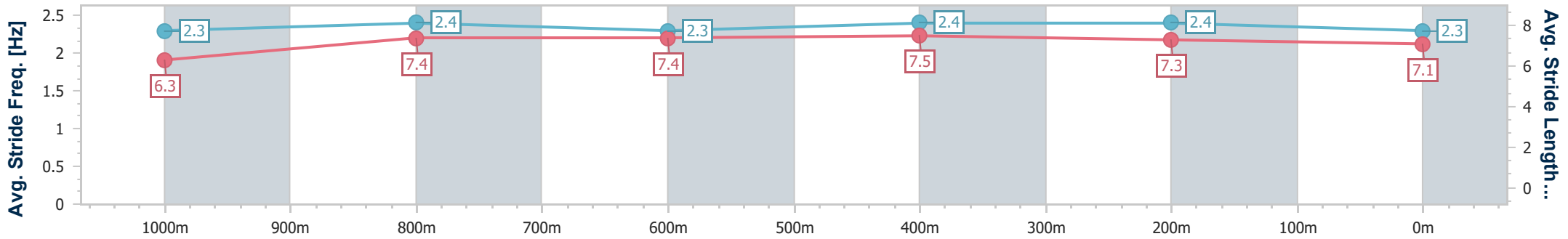
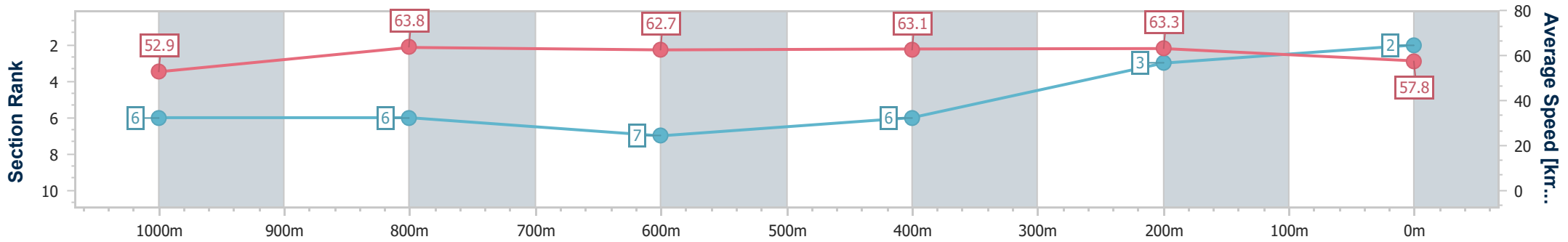
26 March 2025 - 15:54

Track Rating: Soft 7, Weather: Overcast, Rail Position: +12m Entire



BRISBANE RACING CLUB

Section	Overall	1000m	800m	600m	400m	200m
Section Times	1:11.70 [2] (0:13.68)	0:58.02 [6] (0:11.42)	0:46.60 [6] (0:11.48)	0:35.12 [7] (0:11.33)	0:23.79 [6] (0:11.36)	0:12.43 [3] (0:12.43)
Average Speed [km/h]	52.9	63.8	62.7	63.1	63.3	57.8
Top Speed [km/h]	64.0	65.8	64.1	64.2	64.2	62.1
Avg. Dist. to Rail [m]	5.9	2.7	0.9	2.1	2.8	3.9
Avg. Stride Freq. [Hz]	2.3	2.4	2.3	2.4	2.4	2.3
Avg. Stride Length [m]	6.3	7.4	7.4	7.5	7.3	7.1



- [] Ranking at each section and finish
- .-.- No data available at this section
- NA No data available



Horse/Jockey Name	Damo Dayz
Final Rank	3
Fastest Section Time (Section)	0:11.22 (1000m)
Top Speed [km/h] (Section)	66.4 (1000m)
Race State	Finished

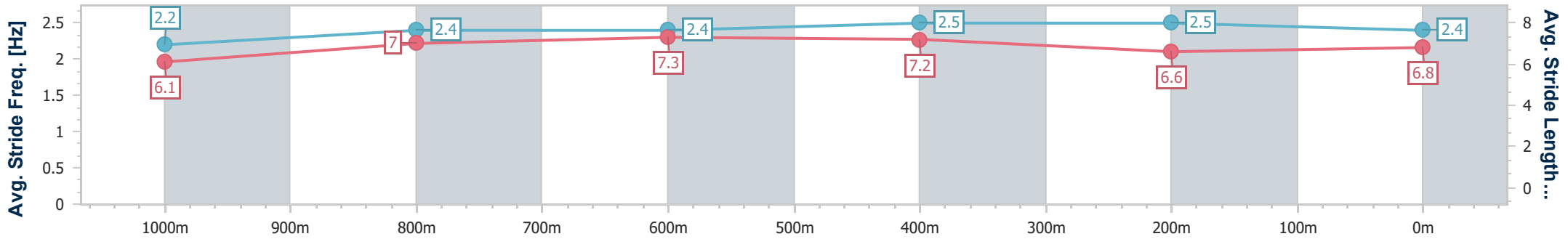
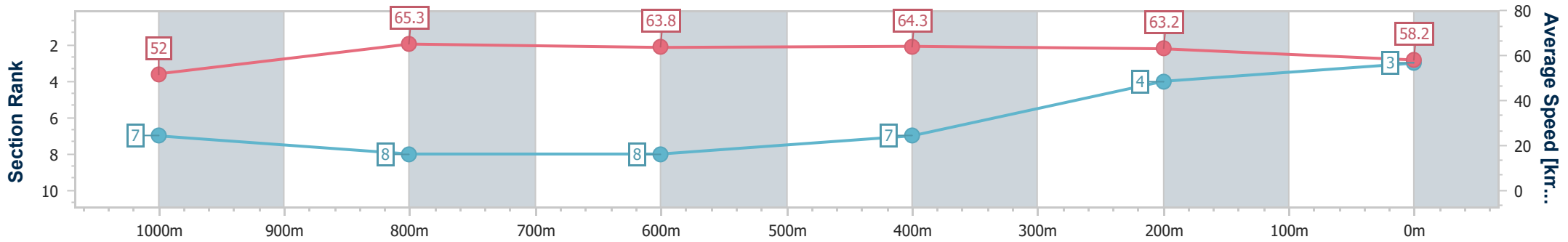


Eagle Farm QLD Professional
 Race 7: XXXX GOLD Class 5 Handicap - 1200m
 26 March 2025 - 15:54
 Track Rating: Soft 7, Weather: Overcast, Rail Position: +12m Entire



BRISBANE RACING CLUB

Section	Overall	1000m	800m	600m	400m	200m
Section Times	1:11.72 [3] (0:13.91)	0:57.81 [7] (0:11.22)	0:46.59 [8] (0:11.49)	0:35.10 [8] (0:11.36)	0:23.74 [7] (0:11.37)	0:12.37 [4]
Average Speed [km/h]	52.0	65.3	63.8	64.3	63.2	58.2
Top Speed [km/h]	64.5	66.4	65.1	65.2	65.4	61.7
Avg. Dist. to Rail [m]	4.3	3.8	4.6	2.8	5.6	5.8
Avg. Stride Freq. [Hz]	2.2	2.4	2.4	2.5	2.5	2.4
Avg. Stride Length [m]	6.1	7.0	7.3	7.2	6.6	6.8



- [] Ranking at each section and finish
- .-.- No data available at this section
- NA No data available



Horse/Jockey Name	Riviera Blue
Final Rank	4
Fastest Section Time (Section)	0:11.20 (1000m)
Top Speed [km/h] (Section)	66.7 (1000m)
Race State	Finished

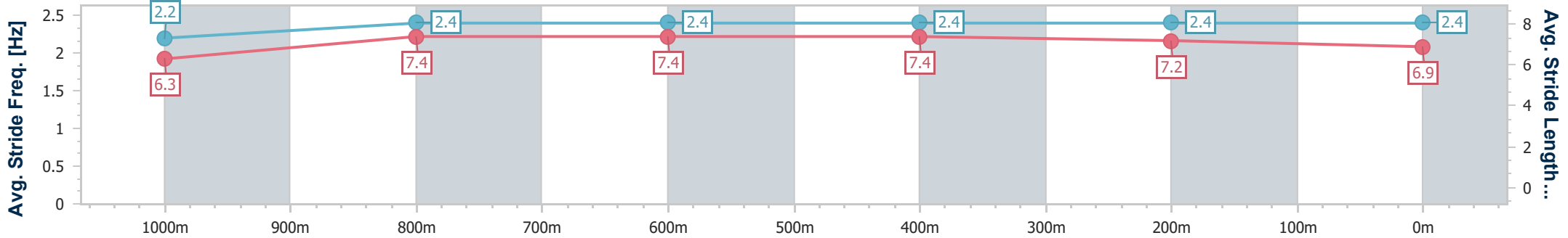
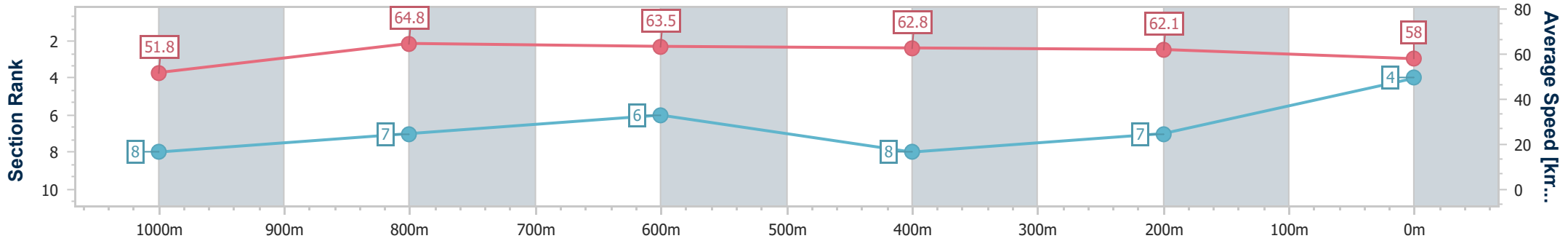


Eagle Farm QLD Professional
 Race 7: XXXX GOLD Class 5 Handicap - 1200m
 26 March 2025 - 15:54
 Track Rating: Soft 7, Weather: Overcast, Rail Position: +12m Entire



BRISBANE RACING CLUB

Section	Overall	1000m	800m	600m	400m	200m
Section Times	1:12.02 [4] (0:13.92)	0:58.10 [8] (0:11.20)	0:46.90 [7] (0:11.44)	0:35.46 [6] (0:11.45)	0:24.01 [8] (0:11.57)	0:12.44 [7] (0:12.44)
Average Speed [km/h]	51.8	64.8	63.5	62.8	62.1	58.0
Top Speed [km/h]	64.3	66.7	66.2	64.4	63.8	60.5
Avg. Dist. to Rail [m]	3.5	1.1	1.7	0.7	1.6	4.0
Avg. Stride Freq. [Hz]	2.2	2.4	2.4	2.4	2.4	2.4
Avg. Stride Length [m]	6.3	7.4	7.4	7.4	7.2	6.9



- [] Ranking at each section and finish
- .-.- No data available at this section
- NA No data available



Horse/Jockey Name	Beautantes
Final Rank	5
Fastest Section Time (Section)	0:11.27 (1000m)
Top Speed [km/h] (Section)	67.0 (1000m)
Race State	Finished



Eagle Farm QLD Professional
Race 7: XXXX GOLD Class 5 Handicap - 1200m

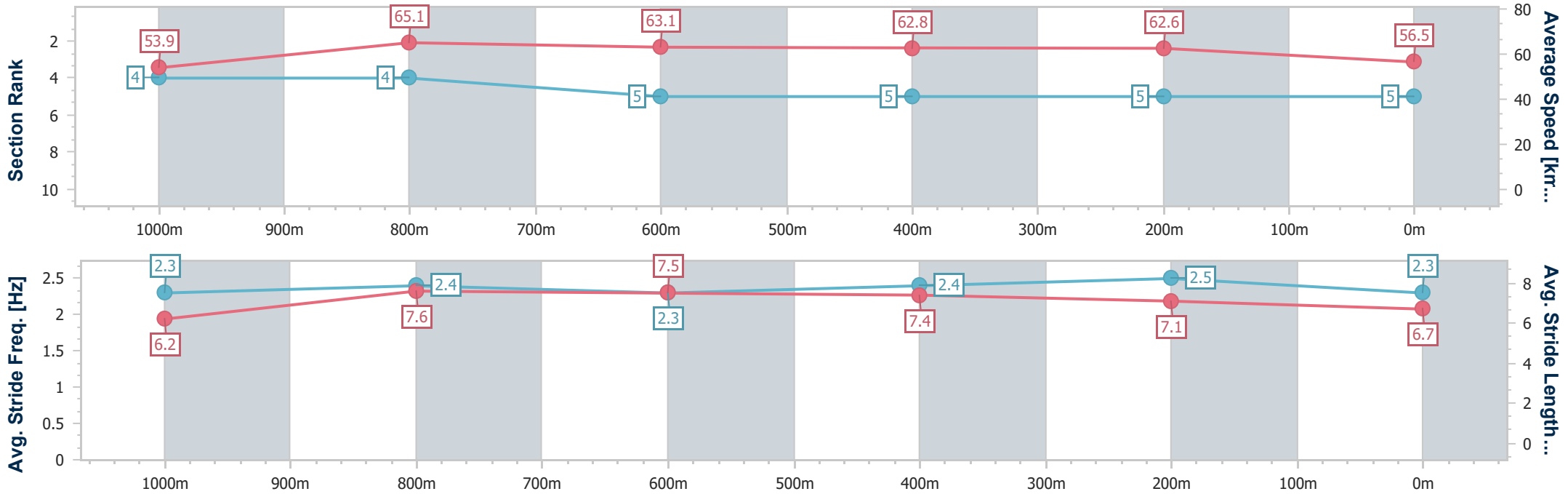
26 March 2025 - 15:54

Track Rating: Soft 7, Weather: Overcast, Rail Position: +12m Entire



BRISBANE
RACING CLUB

Section	Overall	1000m	800m	600m	400m	200m
Section Times	1:12.13 [5] (0:13.41)	0:58.72 [4] (0:11.27)	0:47.45 [4] (0:11.66)	0:35.79 [5] (0:11.54)	0:24.25 [5] (0:11.51)	0:12.74 [5] (0:12.74)
Average Speed [km/h]	53.9	65.1	63.1	62.8	62.6	56.5
Top Speed [km/h]	66.0	67.0	64.9	64.7	63.8	61.4
Avg. Dist. to Rail [m]	3.1	4.2	4.9	1.7	5.3	5.7
Avg. Stride Freq. [Hz]	2.3	2.4	2.3	2.4	2.5	2.3
Avg. Stride Length [m]	6.2	7.6	7.5	7.4	7.1	6.7



- [] Ranking at each section and finish
- .-.- No data available at this section
- NA No data available



Horse/Jockey Name	I Am A Marvel
Final Rank	6
Fastest Section Time (Section)	0:10.95 (1000m)
Top Speed [km/h] (Section)	66.9 (Overall)
Race State	Finished



Eagle Farm QLD Professional
Race 7: XXXX GOLD Class 5 Handicap - 1200m

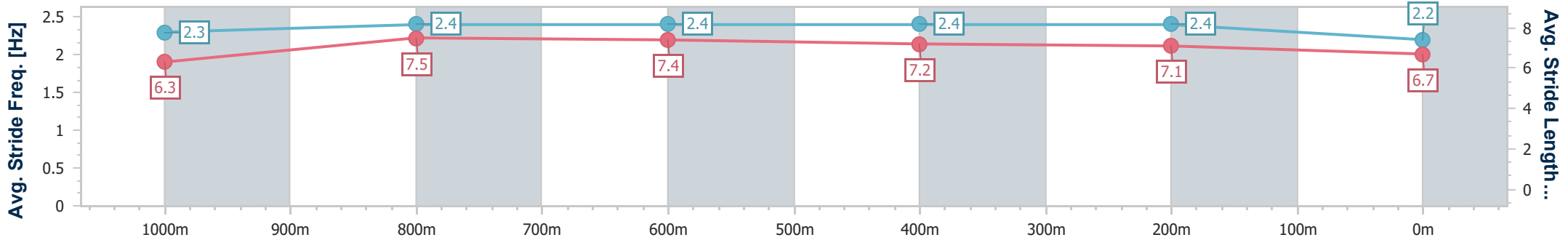
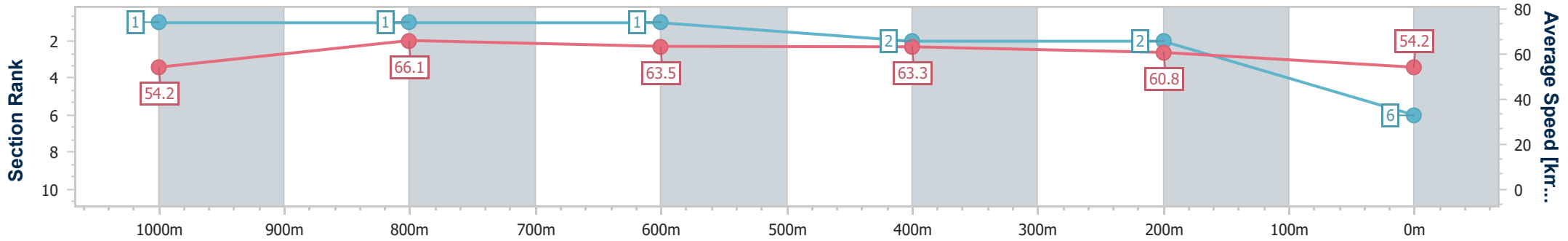
26 March 2025 - 15:54

Track Rating: Soft 7, Weather: Overcast, Rail Position: +12m Entire



BRISBANE
RACING CLUB

Section	Overall	1000m	800m	600m	400m	200m
Section Times	1:12.44 [6] (0:13.24)	0:59.20 [1] (0:10.95)	0:48.25 [1] (0:11.55)	0:36.70 [1] (0:11.58)	0:25.12 [2] (0:11.84)	0:13.28 [2] (0:13.28)
Average Speed [km/h]	54.2	66.1	63.5	63.3	60.8	54.2
Top Speed [km/h]	66.9	66.7	64.4	64.6	63.5	58.4
Avg. Dist. to Rail [m]	0.9	1.2	3.3	4.3	4.9	5.1
Avg. Stride Freq. [Hz]	2.3	2.4	2.4	2.4	2.4	2.2
Avg. Stride Length [m]	6.3	7.5	7.4	7.2	7.1	6.7



- [] Ranking at each section and finish
- .-.- No data available at this section
- NA No data available



Horse/Jockey Name	Richunclemoneybags
Final Rank	7
Fastest Section Time (Section)	0:11.20 (1000m)
Top Speed [km/h] (Section)	67.0 (1000m)
Race State	Finished



Eagle Farm QLD Professional
Race 7: XXXX GOLD Class 5 Handicap - 1200m

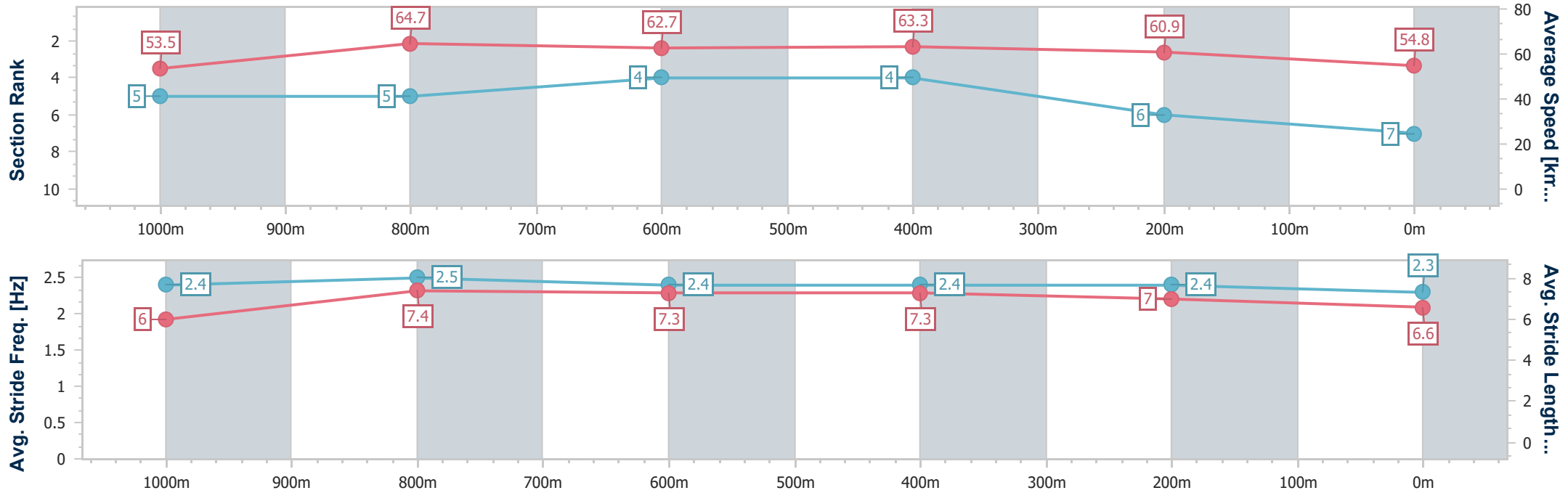
26 March 2025 - 15:54

Track Rating: Soft 7, Weather: Overcast, Rail Position: +12m Entire



BRISBANE
RACING CLUB

Section	Overall	1000m	800m	600m	400m	200m
Section Times	1:12.67 [7] (0:13.48)	0:59.19 [5] (0:11.20)	0:47.99 [5] (0:11.65)	0:36.34 [4] (0:11.38)	0:24.96 [4] (0:11.81)	0:13.15 [6] (0:13.15)
Average Speed [km/h]	53.5	64.7	62.7	63.3	60.9	54.8
Top Speed [km/h]	64.8	67.0	65.9	65.4	63.7	57.9
Avg. Dist. to Rail [m]	1.2	2.0	3.1	0.7	0.3	0.9
Avg. Stride Freq. [Hz]	2.4	2.5	2.4	2.4	2.4	2.3
Avg. Stride Length [m]	6.0	7.4	7.3	7.3	7.0	6.6



- [] Ranking at each section and finish
- .-.- No data available at this section
- NA No data available



Horse/Jockey Name	Kodiak
Final Rank	8
Fastest Section Time (Section)	0:11.21 (1000m)
Top Speed [km/h] (Section)	67.2 (1000m)
Race State	Finished

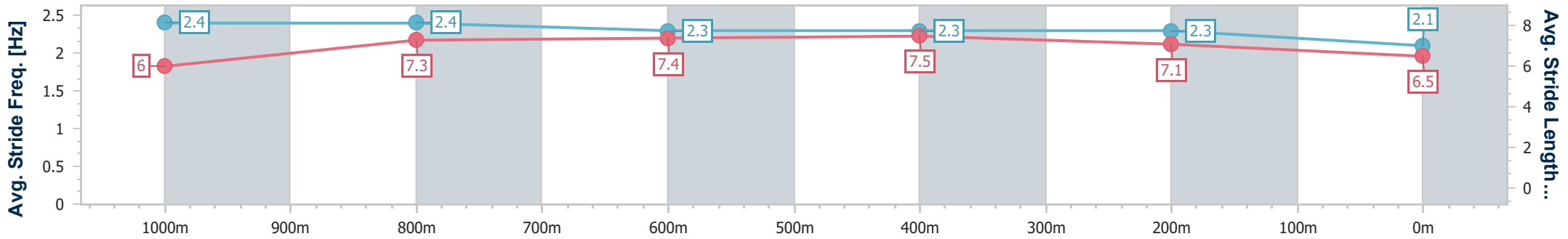
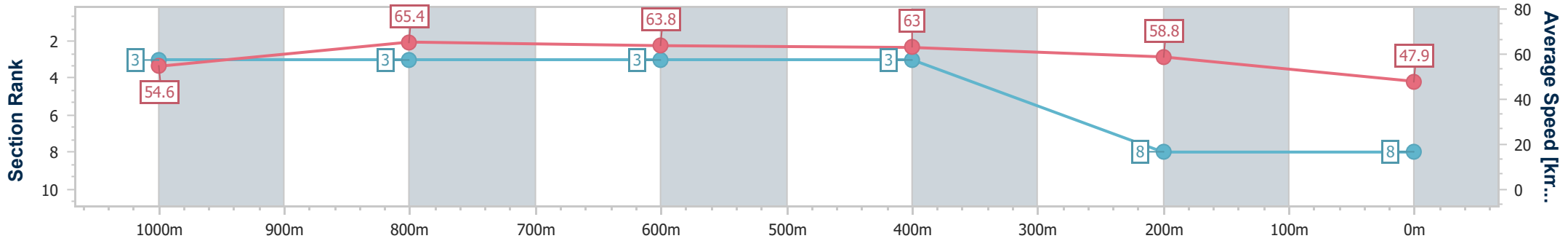


Eagle Farm QLD Professional
 Race 7: XXXX GOLD Class 5 Handicap - 1200m
 26 March 2025 - 15:54
 Track Rating: Soft 7, Weather: Overcast, Rail Position: +12m Entire



BRISBANE RACING CLUB

Section	Overall	1000m	800m	600m	400m	200m
Section Times	1:14.68 [8] (0:13.33)	1:01.35 [3] (0:11.21)	0:50.14 [3] (0:11.38)	0:38.76 [3] (0:11.52)	0:27.24 [3] (0:12.22)	0:15.02 [8] (0:15.02)
Average Speed [km/h]	54.6	65.4	63.8	63.0	58.8	47.9
Top Speed [km/h]	67.2	67.2	65.1	63.9	62.5	55.4
Avg. Dist. to Rail [m]	5.7	4.4	2.1	1.3	2.0	3.3
Avg. Stride Freq. [Hz]	2.4	2.4	2.3	2.3	2.3	2.1
Avg. Stride Length [m]	6.0	7.3	7.4	7.5	7.1	6.5



- [] Ranking at each section and finish
- .-.- No data available at this section
- NA No data available



Eagle Farm QLD Professional

Race 8: SKY RACING Class 4 Handicap - 1400m

26 March 2025 - 16:30



BRISBANE
RACING CLUB

Track Rating: Soft 7, Weather: Overcast, Rail Position: +12m Entire

Section		Overall	1200m	1000m	800m	600m	400m	Last 600m				
Field Times		1:24.85 (0:14.01)	1:10.84 (0:11.38)	0:59.46 (0:11.43)	0:48.03 (0:11.67)	0:36.36 (0:11.93)	0:24.43 (0:11.70)	0:36.36				
Rank	TAB Horse/Jockey	Barrier	Top Speed [km/h]	Fastest Section	Distance Travelled [m]							
1	1 INFLUENTIAL Ryan Maloney	5	64.9 1200m	0:11.30 1200m	1:24.85 [1] (0:14.48)	1:10.37 [3] (0:11.30)	0:59.07 [4] (0:11.56)	0:47.51 [5] (0:11.69)	0:35.82 [5] (0:11.65)	0:24.17 [4] (0:11.44)	0:35.82	
2	7 PIONEER LASS Bailey Wheeler	2	64.5 1200m	0:11.42 1200m	1:25.17 [2] (0:14.33)	1:10.84 [2] (0:11.42)	0:59.42 [2] (0:11.53)	0:47.89 [3] (0:11.71)	0:36.18 [4] (0:11.66)	0:24.52 [3] (0:11.69)	0:36.18	-1
3	6 BETTER BE NORDY Robbie Dolan	7	65.2 1200m	0:11.27 1200m	1:25.26 [3] (0:14.84)	1:10.42 [6] (0:11.27)	0:59.15 [6] (0:11.55)	0:47.60 [6] (0:11.64)	0:35.96 [6] (0:11.64)	0:24.32 [6] (0:11.68)	0:35.96	-4
4	9 EXECUTIVE STRESS Cejay Graham	4	65.7 1200m	0:11.29 1200m	1:25.31 [4] (0:14.50)	1:10.81 [4] (0:11.29)	0:59.52 [5] (0:11.51)	0:48.01 [4] (0:11.67)	0:36.34 [3] (0:11.72)	0:24.62 [5] (0:11.95)	0:36.34	-7
5	8 SINGER SARGENT Ron Stewart	6	66.2 1200m	0:11.15 1200m	1:25.76 [5] (0:15.08)	1:10.68 [7] (0:11.15)	0:59.53 [7] (0:11.44)	0:48.09 [7] (0:11.69)	0:36.40 [7] (0:11.62)	0:24.78 [7] (0:11.88)	0:36.40	-2
6	10 PABALLO Luke Tarrant	1	65.3 Overall	0:11.38 1200m	1:26.08 [6] (0:14.01)	1:12.07 [1] (0:11.38)	1:00.69 [1] (0:11.43)	0:49.26 [1] (0:11.67)	0:37.59 [1] (0:11.93)	0:25.66 [1] (0:12.21)	0:37.59	-6
7	5 CONNEWARRE Taylor Marshall	3	65.3 1200m	0:11.21 1200m	1:26.17 [7] (0:14.55)	1:11.62 [5] (0:11.21)	1:00.41 [3] (0:11.31)	0:49.10 [2] (0:11.62)	0:37.48 [2] (0:11.81)	0:25.67 [2] (0:12.08)	0:37.48	-5

Scratched: Too Hard To Refuse (#4), Outsmarted (#2), Genetic Freak (#3)



Eagle Farm QLD Professional
Race 8: SKY RACING Class 4 Handicap - 1400m
26 March 2025 - 16:30



Track Rating: Soft 7, Weather: Overcast, Rail Position: +12m Entire

Section							200m			Last 600m
Field Times							0:12.73			0:36.36
							(0:12.73)			
Rank	TAB	Horse/Jockey	Barrier	Top Speed [km/h]	Fastest Section	Margin				Distance Travelled [m]
1	1	INFLUENTIAL Ryan Maloney	5	64.9 1200m	0:11.30 1200m	0:12.73 [1] (0:12.73)	1:24.85			0:35.82
2	7	PIONEER LASS Bailey Wheeler	2	64.5 1200m	0:11.42 1200m	0:12.83 [2] (0:12.83)	1.89L			0:36.18 -1
3	6	BETTER BE NORDY Robbie Dolan	7	65.2 1200m	0:11.27 1200m	0:12.64 [4] (0:12.64)	2.44L			0:35.96 -4
4	9	EXECUTIVE STRESS Cejay Graham	4	65.7 1200m	0:11.29 1200m	0:12.67 [6] (0:12.67)	2.7L			0:36.34 -7
5	8	SINGER SARGENT Ron Stewart	6	66.2 1200m	0:11.15 1200m	0:12.90 [7] (0:12.90)	5.4L			0:36.40 -2
6	10	PABALLO Luke Tarrant	1	65.3 Overall	0:11.38 1200m	0:13.45 [5] (0:13.45)	7.28L			0:37.59 -6
7	5	CONNEWARRE Taylor Marshall	3	65.3 1200m	0:11.21 1200m	0:13.59 [3] (0:13.59)	7.81L			0:37.48 -5

Scratched: Too Hard To Refuse (#4), Outsmarted (#2), Genetic Freak (#3)



Horse/Jockey Name	Influential
Final Rank	1
Fastest Section Time (Section)	0:11.30 (1200m)
Top Speed [km/h] (Section)	64.9 (1200m)
Race State	Finished



Eagle Farm QLD Professional
Race 8: SKY RACING Class 4 Handicap - 1400m

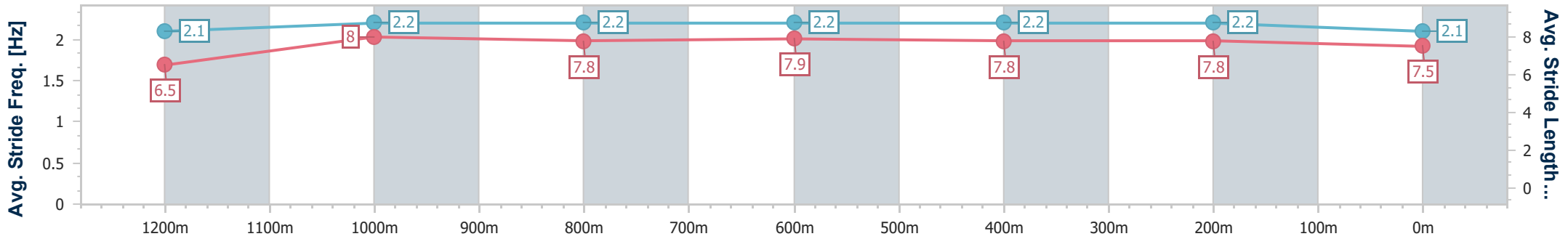
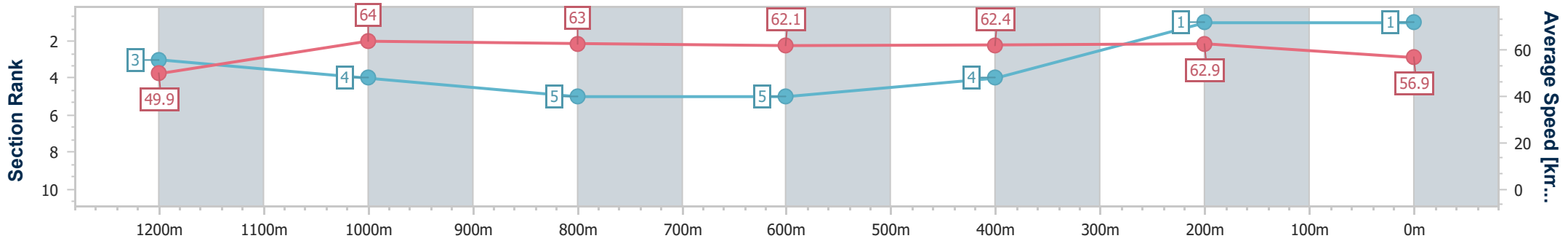
26 March 2025 - 16:30

Track Rating: Soft 7, Weather: Overcast, Rail Position: +12m Entire



BRISBANE RACING CLUB

Section	Overall	1200m	1000m	800m	600m	400m	200m
Section Times	1:24.85 [1] (0:14.48)	1:10.37 [3] (0:11.30)	0:59.07 [4] (0:11.56)	0:47.51 [5] (0:11.69)	0:35.82 [5] (0:11.65)	0:24.17 [4] (0:11.44)	0:12.73 [1] (0:12.73)
Average Speed [km/h]	49.9	64.0	63.0	62.1	62.4	62.9	56.9
Top Speed [km/h]	64.2	64.9	64.1	62.5	63.8	64.0	61.1
Avg. Dist. to Rail [m]	4.4	2.8	2.6	1.9	1.8	4.4	4.2
Avg. Stride Freq. [Hz]	2.1	2.2	2.2	2.2	2.2	2.2	2.1
Avg. Stride Length [m]	6.5	8.0	7.8	7.9	7.8	7.8	7.5



- [] Ranking at each section and finish
- .-.- No data available at this section
- NA No data available



Horse/Jockey Name	Pioneer Lass
Final Rank	2
Fastest Section Time (Section)	0:11.42 (1200m)
Top Speed [km/h] (Section)	64.5 (1200m)
Race State	Finished



Eagle Farm QLD Professional
Race 8: SKY RACING Class 4 Handicap - 1400m

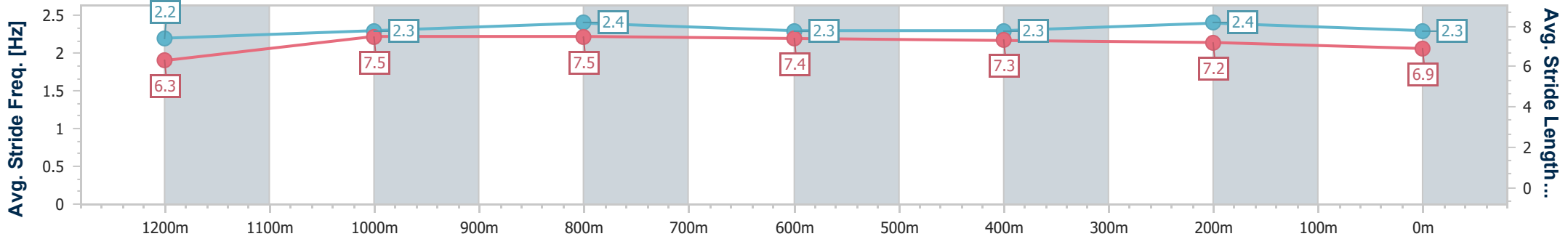
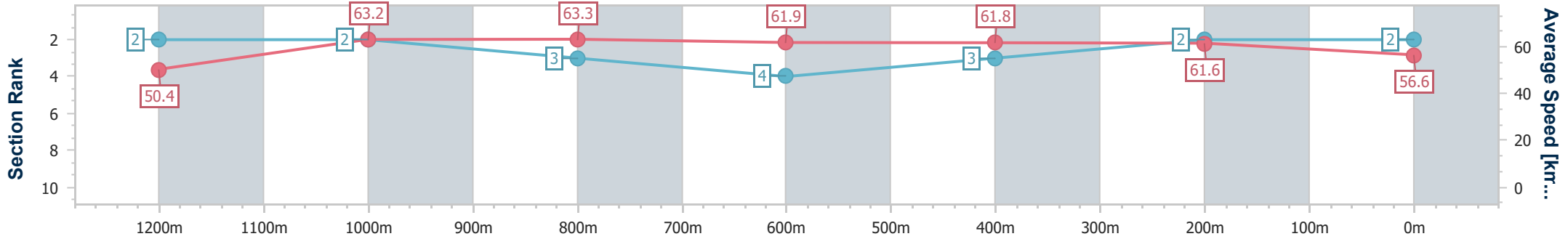
26 March 2025 - 16:30

Track Rating: Soft 7, Weather: Overcast, Rail Position: +12m Entire



BRISBANE RACING CLUB

Section	Overall	1200m	1000m	800m	600m	400m	200m
Section Times	1:25.17 [2] (0:14.33)	1:10.84 [2] (0:11.42)	0:59.42 [2] (0:11.53)	0:47.89 [3] (0:11.71)	0:36.18 [4] (0:11.66)	0:24.52 [3] (0:11.69)	0:12.83 [2] (0:12.83)
Average Speed [km/h]	50.4	63.2	63.3	61.9	61.8	61.6	56.6
Top Speed [km/h]	64.1	64.5	64.4	62.7	63.2	63.1	60.2
Avg. Dist. to Rail [m]	3.6	3.3	2.6	1.6	0.5	2.5	3.2
Avg. Stride Freq. [Hz]	2.2	2.3	2.4	2.3	2.3	2.4	2.3
Avg. Stride Length [m]	6.3	7.5	7.5	7.4	7.3	7.2	6.9



- [] Ranking at each section and finish
- .-.- No data available at this section
- NA No data available



Horse/Jockey Name	Better Be Nordy
Final Rank	3
Fastest Section Time (Section)	0:11.27 (1200m)
Top Speed [km/h] (Section)	65.2 (1200m)
Race State	Finished

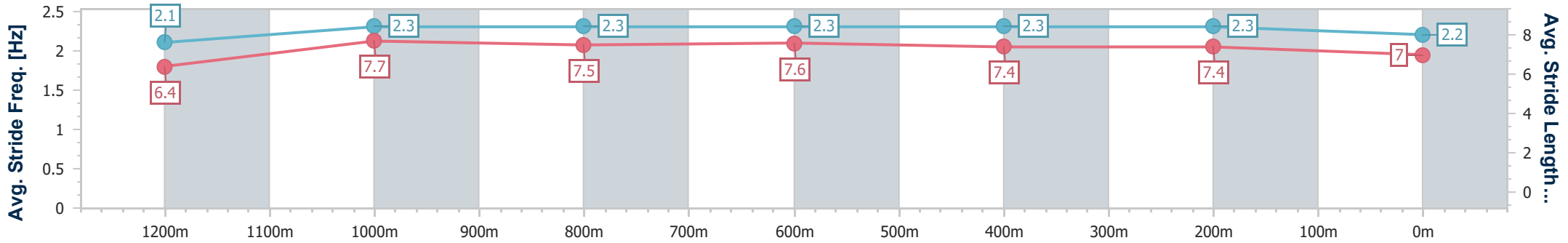
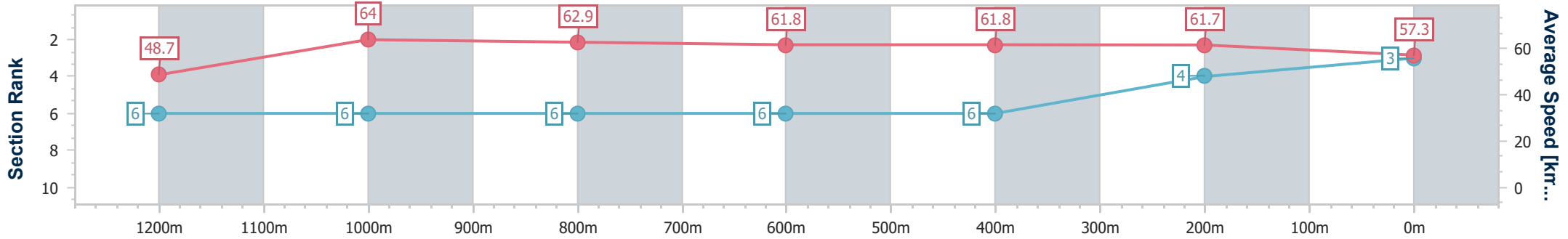


Eagle Farm QLD Professional
 Race 8: SKY RACING Class 4 Handicap - 1400m
 26 March 2025 - 16:30
 Track Rating: Soft 7, Weather: Overcast, Rail Position: +12m Entire



BRISBANE
 RACING CLUB

Section	Overall	1200m	1000m	800m	600m	400m	200m
Section Times	1:25.26 [3] (0:14.84)	1:10.42 [6] (0:11.27)	0:59.15 [6] (0:11.55)	0:47.60 [6] (0:11.64)	0:35.96 [6] (0:11.64)	0:24.32 [6] (0:11.68)	0:12.64 [4] (0:12.64)
Average Speed [km/h]	48.7	64.0	62.9	61.8	61.8	61.7	57.3
Top Speed [km/h]	62.6	65.2	63.6	62.4	62.5	63.5	60.4
Avg. Dist. to Rail [m]	5.2	2.6	1.6	0.6	0.5	3.7	3.8
Avg. Stride Freq. [Hz]	2.1	2.3	2.3	2.3	2.3	2.3	2.2
Avg. Stride Length [m]	6.4	7.7	7.5	7.6	7.4	7.4	7.0



- [] Ranking at each section and finish
- .-.- No data available at this section
- NA No data available



Horse/Jockey Name	Executive Stress
Final Rank	4
Fastest Section Time (Section)	0:11.29 (1200m)
Top Speed [km/h] (Section)	65.7 (1200m)
Race State	Finished



Eagle Farm QLD Professional
Race 8: SKY RACING Class 4 Handicap - 1400m

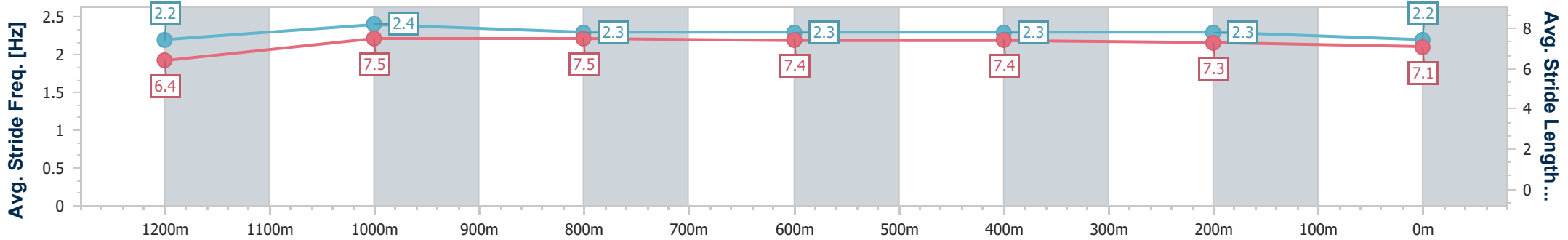
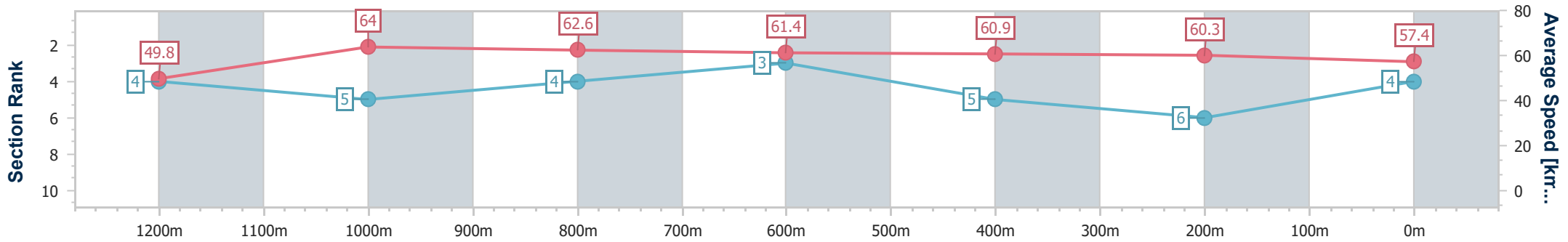
26 March 2025 - 16:30

Track Rating: Soft 7, Weather: Overcast, Rail Position: +12m Entire



BRISBANE RACING CLUB

Section	Overall	1200m	1000m	800m	600m	400m	200m
Section Times	1:25.31 [4] (0:14.50)	1:10.81 [4] (0:11.29)	0:59.52 [5] (0:11.51)	0:48.01 [4] (0:11.67)	0:36.34 [3] (0:11.72)	0:24.62 [5] (0:11.95)	0:12.67 [6] (0:12.67)
Average Speed [km/h]	49.8	64.0	62.6	61.4	60.9	60.3	57.4
Top Speed [km/h]	64.2	65.7	63.2	62.0	62.2	61.4	58.7
Avg. Dist. to Rail [m]	3.1	1.2	0.3	0.7	1.6	1.0	0.7
Avg. Stride Freq. [Hz]	2.2	2.4	2.3	2.3	2.3	2.3	2.2
Avg. Stride Length [m]	6.4	7.5	7.5	7.4	7.4	7.3	7.1



- [] Ranking at each section and finish
- .-.- No data available at this section
- NA No data available



Horse/Jockey Name	Singer Sargent
Final Rank	5
Fastest Section Time (Section)	0:11.15 (1200m)
Top Speed [km/h] (Section)	66.2 (1200m)
Race State	Finished



Eagle Farm QLD Professional
Race 8: SKY RACING Class 4 Handicap - 1400m

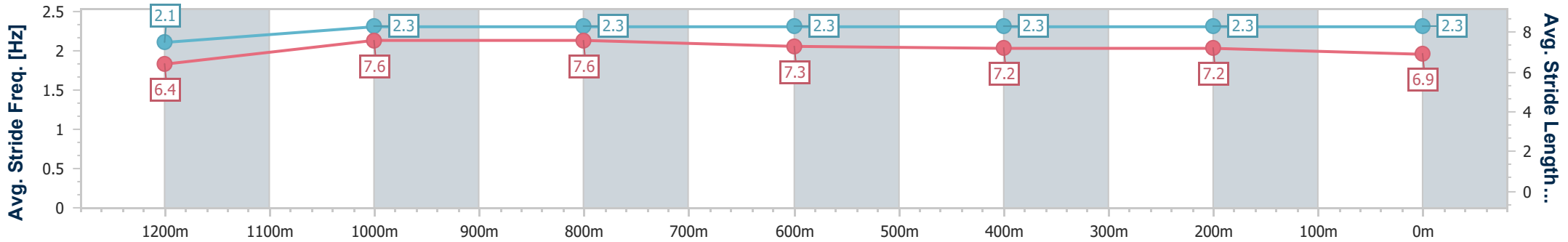
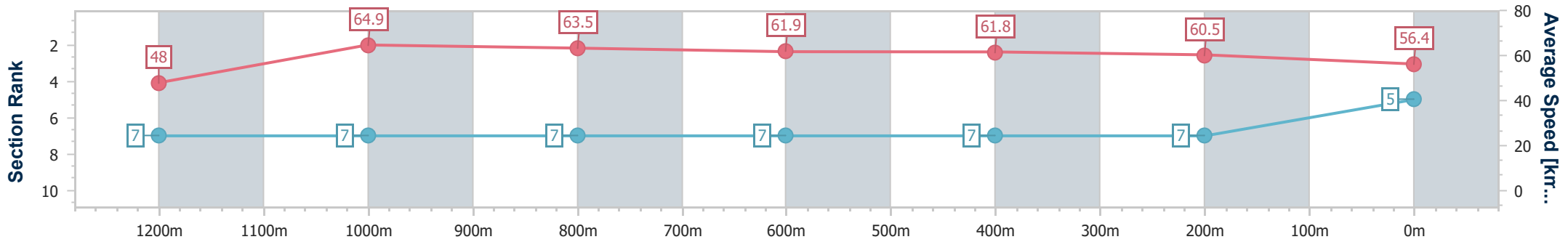
26 March 2025 - 16:30

Track Rating: Soft 7, Weather: Overcast, Rail Position: +12m Entire



BRISBANE RACING CLUB

Section	Overall	1200m	1000m	800m	600m	400m	200m
Section Times	1:25.76 [5] (0:15.08)	1:10.68 [7] (0:11.15)	0:59.53 [7] (0:11.44)	0:48.09 [7] (0:11.69)	0:36.40 [7] (0:11.62)	0:24.78 [7] (0:11.88)	0:12.90 [7] (0:12.90)
Average Speed [km/h]	48.0	64.9	63.5	61.9	61.8	60.5	56.4
Top Speed [km/h]	62.4	66.2	64.2	62.4	62.7	62.6	59.0
Avg. Dist. to Rail [m]	4.6	3.2	2.3	1.2	0.7	3.7	4.1
Avg. Stride Freq. [Hz]	2.1	2.3	2.3	2.3	2.3	2.3	2.3
Avg. Stride Length [m]	6.4	7.6	7.6	7.3	7.2	7.2	6.9



- [] Ranking at each section and finish
- .-.- No data available at this section
- NA No data available



Horse/Jockey Name	Paballo
Final Rank	6
Fastest Section Time (Section)	0:11.38 (1200m)
Top Speed [km/h] (Section)	65.3 (Overall)
Race State	Finished



Eagle Farm QLD Professional
Race 8: SKY RACING Class 4 Handicap - 1400m

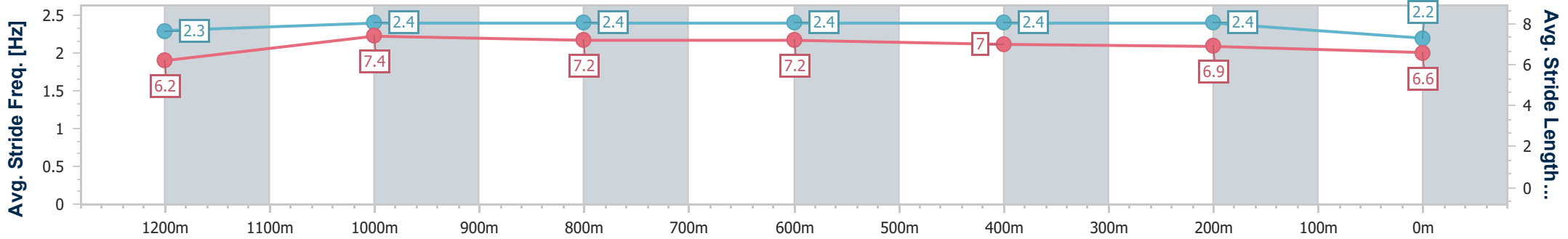
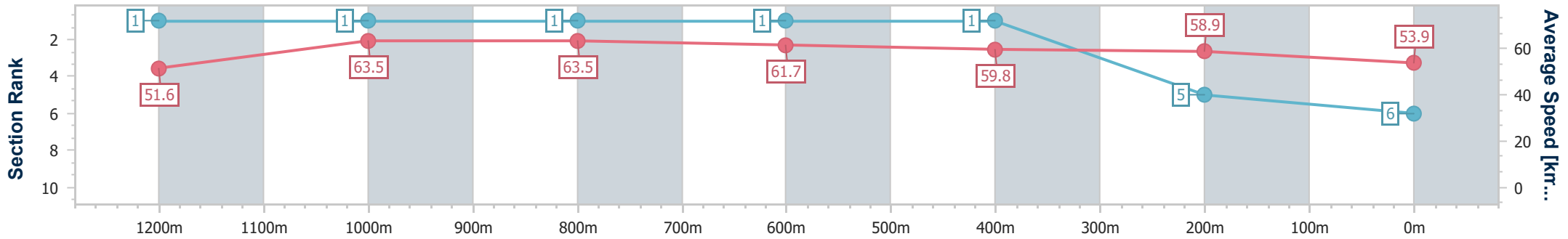


26 March 2025 - 16:30

BRISBANE RACING CLUB

Track Rating: Soft 7, Weather: Overcast, Rail Position: +12m Entire

Section	Overall	1200m	1000m	800m	600m	400m	200m
Section Times	1:26.08 [6] (0:14.01)	1:12.07 [1] (0:11.38)	1:00.69 [1] (0:11.43)	0:49.26 [1] (0:11.67)	0:37.59 [1] (0:11.93)	0:25.66 [1] (0:12.21)	0:13.45 [5] (0:13.45)
Average Speed [km/h]	51.6	63.5	63.5	61.7	59.8	58.9	53.9
Top Speed [km/h]	65.3	64.2	64.2	64.1	61.3	61.1	56.2
Avg. Dist. to Rail [m]	2.4	1.7	1.6	0.9	2.0	2.1	1.9
Avg. Stride Freq. [Hz]	2.3	2.4	2.4	2.4	2.4	2.4	2.2
Avg. Stride Length [m]	6.2	7.4	7.2	7.2	7.0	6.9	6.6



- [] Ranking at each section and finish
- .-.-.- No data available at this section
- NA No data available



Horse/Jockey Name	Connewarre
Final Rank	7
Fastest Section Time (Section)	0:11.21 (1200m)
Top Speed [km/h] (Section)	65.3 (1200m)
Race State	Finished



Eagle Farm QLD Professional
Race 8: SKY RACING Class 4 Handicap - 1400m

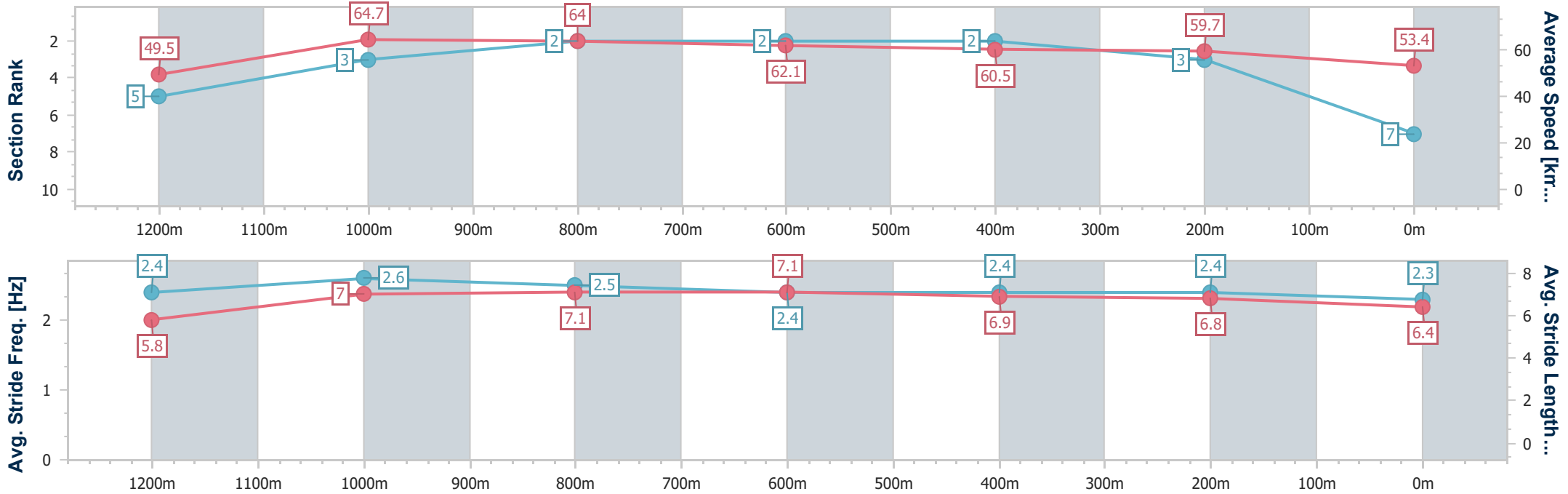
26 March 2025 - 16:30

Track Rating: Soft 7, Weather: Overcast, Rail Position: +12m Entire



BRISBANE RACING CLUB

Section	Overall	1200m	1000m	800m	600m	400m	200m
Section Times	1:26.17 [7] (0:14.55)	1:11.62 [5] (0:11.21)	1:00.41 [3] (0:11.31)	0:49.10 [2] (0:11.62)	0:37.48 [2] (0:11.81)	0:25.67 [2] (0:12.08)	0:13.59 [3] (0:13.59)
Average Speed [km/h]	49.5	64.7	64.0	62.1	60.5	59.7	53.4
Top Speed [km/h]	63.7	65.3	65.1	64.1	62.1	60.8	57.2
Avg. Dist. to Rail [m]	3.7	3.5	1.7	0.3	1.1	1.6	0.4
Avg. Stride Freq. [Hz]	2.4	2.6	2.5	2.4	2.4	2.4	2.3
Avg. Stride Length [m]	5.8	7.0	7.1	7.1	6.9	6.8	6.4



- [] Ranking at each section and finish
- .-.- No data available at this section
- NA No data available



Eagle Farm QLD Professional

Race 9: LADBROKES SAME RACE MULTI BENCHMARK 70 Handicap - 1000m

26 March 2025 - 17:08



BRISBANE
RACING CLUB

Track Rating: Soft 7, Weather: Overcast, Rail Position: +12m Entire

Section		Overall	800m	600m	400m	200m	Last 600m					
Field Times		0:58.73 (0:13.16)	0:45.57 (0:10.63)	0:34.94 (0:11.23)	0:23.71 (0:11.40)	0:12.31 (0:12.31)	0:34.94					
Rank	TAB Horse/Jockey	Barrier	Top Speed [km/h]	Fastest Section	Margin					Distance Travelled [m]		
1	8 ENTERPRISE LUCIA Cody Collis	6	68.9 Overall	0:10.83 800m	0:58.73 [1] (0:13.59)	0:45.14 [5] (0:10.83)	0:34.31 [6] (0:10.88)	0:23.43 [4] (0:11.13)	0:12.30 [2] (0:12.30)	0:58.73	0:34.31	
2	4 SICILIAN Emily Lang	5	69.4 Overall	0:10.82 800m	0:58.88 [2] (0:13.21)	0:45.67 [3] (0:10.82)	0:34.85 [3] (0:11.03)	0:23.82 [2] (0:11.36)	0:12.46 [1] (0:12.46)	0.89L	0:34.85	+3
3	3 DEVASTATING Ryan Maloney	8	67.8 400m	0:10.92 800m	0:58.98 [3] (0:13.90)	0:45.08 [8] (0:10.92)	0:34.16 [8] (0:11.03)	0:23.13 [8] (0:10.97)	0:12.16 [7] (0:12.16)	1.46L	0:34.16	+7
4	10 DECISIVE LASS Yvette Lewis	7	67.5 800m	0:10.88 800m	0:59.00 [4] (0:13.77)	0:45.23 [7] (0:10.88)	0:34.35 [7] (0:10.90)	0:23.45 [7] (0:11.14)	0:12.31 [4] (0:12.31)	1.59L	0:34.35	+4
5	2 WRITTLE Noel Callow	1	67.3 800m	0:10.88 800m	0:59.19 [5] (0:13.33)	0:45.86 [4] (0:10.88)	0:34.98 [4] (0:11.10)	0:23.88 [6] (0:11.31)	0:12.57 [3] (0:12.57)	2.72L	0:34.98	+1
6	7 KAVAK Tiffani Brooker	4	67.5 800m	0:10.72 800m	0:59.28 [6] (0:13.62)	0:45.66 [6] (0:10.72)	0:34.94 [5] (0:10.97)	0:23.97 [5] (0:11.47)	0:12.50 [6] (0:12.50)	3.21L	0:34.94	+0
7	11 BEACHSIDE BABE Georgina Cartwright	2	69.3 Overall	0:10.63 800m	1:00.23 [7] (0:13.16)	0:47.07 [1] (0:10.63)	0:36.44 [1] (0:11.28)	0:25.16 [3] (0:11.69)	0:13.47 [5] (0:13.47)	8.79L	0:36.44	+0
8	6 AL PAL'S GAL Courtney Bellamy	3	69.2 Overall	0:10.69 800m	1:00.53 [8] (0:13.18)	0:47.35 [2] (0:10.69)	0:36.66 [2] (0:11.15)	0:25.51 [1] (0:11.83)	0:13.68 [8] (0:13.68)	10.6L	0:36.66	+1

Scratched: Mr Encore (#5), Action King (#1), Pungo (#9)



Horse/Jockey Name	Enterprise Lucia
Final Rank	1
Fastest Section Time (Section)	0:10.83 (800m)
Top Speed [km/h] (Section)	68.9 (Overall)
Race State	Finished



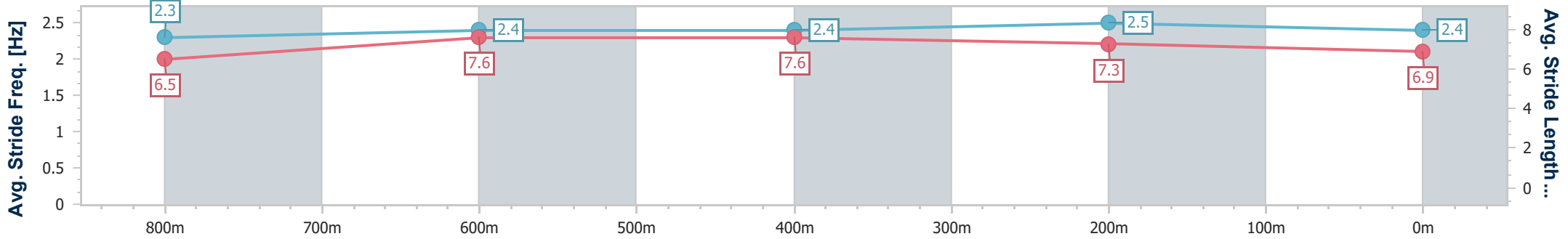
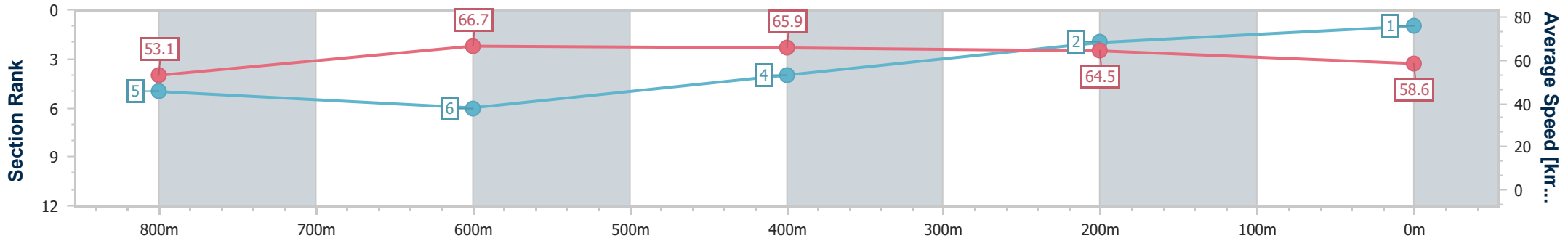
Eagle Farm QLD Professional
 Race 9: LADBROKES SAME RACE MULTI BENCHMARK 70
 Handicap - 1000m
 26 March 2025 - 17:08



BRISBANE
 RACING CLUB

Track Rating: Soft 7, Weather: Overcast, Rail Position: +12m Entire

Section	Overall	800m	600m	400m	200m
Section Times	0:58.73 [1] (0:13.59)	0:45.14 [5] (0:10.83)	0:34.31 [6] (0:10.88)	0:23.43 [4] (0:11.13)	0:12.30 [2] (0:12.30)
Average Speed [km/h]	53.1	66.7	65.9	64.5	58.6
Top Speed [km/h]	68.9	68.5	66.8	66.0	63.2
Avg. Dist. to Rail [m]	2.8	0.7	1.1	2.6	4.7
Avg. Stride Freq. [Hz]	2.3	2.4	2.4	2.5	2.4
Avg. Stride Length [m]	6.5	7.6	7.6	7.3	6.9



- [] Ranking at each section and finish
- .-.- No data available at this section
- NA No data available



Horse/Jockey Name	Sicilian
Final Rank	2
Fastest Section Time (Section)	0:10.82 (800m)
Top Speed [km/h] (Section)	69.4 (Overall)
Race State	Finished



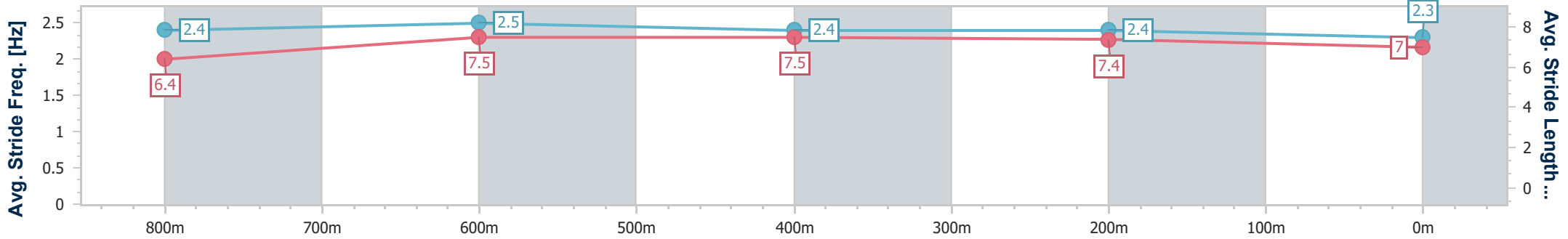
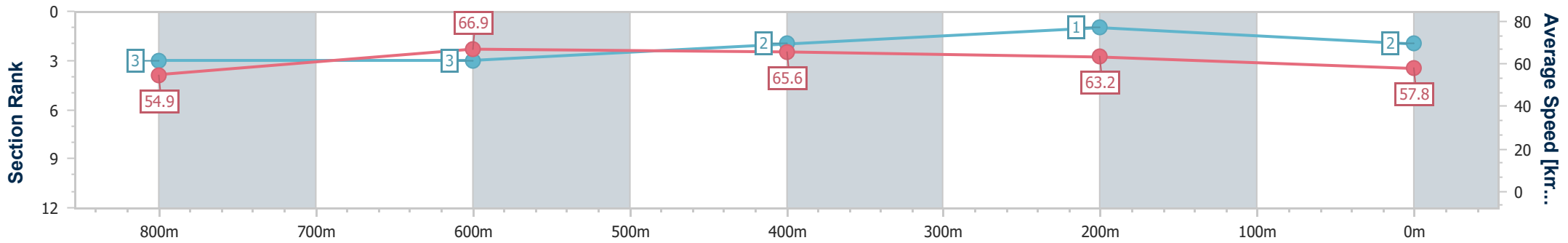
Eagle Farm QLD Professional
 Race 9: LADBROKES SAME RACE MULTI BENCHMARK 70
 Handicap - 1000m
 26 March 2025 - 17:08



BRISBANE
 RACING CLUB

Track Rating: Soft 7, Weather: Overcast, Rail Position: +12m Entire

Section	Overall	800m	600m	400m	200m
Section Times	0:58.88 [2] (0:13.21)	0:45.67 [3] (0:10.82)	0:34.85 [3] (0:11.03)	0:23.82 [2] (0:11.36)	0:12.46 [1] (0:12.46)
Average Speed [km/h]	54.9	66.9	65.6	63.2	57.8
Top Speed [km/h]	69.4	69.4	66.3	65.8	60.6
Avg. Dist. to Rail [m]	3.7	1.7	0.5	1.2	1.4
Avg. Stride Freq. [Hz]	2.4	2.5	2.4	2.4	2.3
Avg. Stride Length [m]	6.4	7.5	7.5	7.4	7.0



- [] Ranking at each section and finish
- .-.- No data available at this section
- NA No data available



Horse/Jockey Name	Devastating
Final Rank	3
Fastest Section Time (Section)	0:10.92 (800m)
Top Speed [km/h] (Section)	67.8 (400m)
Race State	Finished



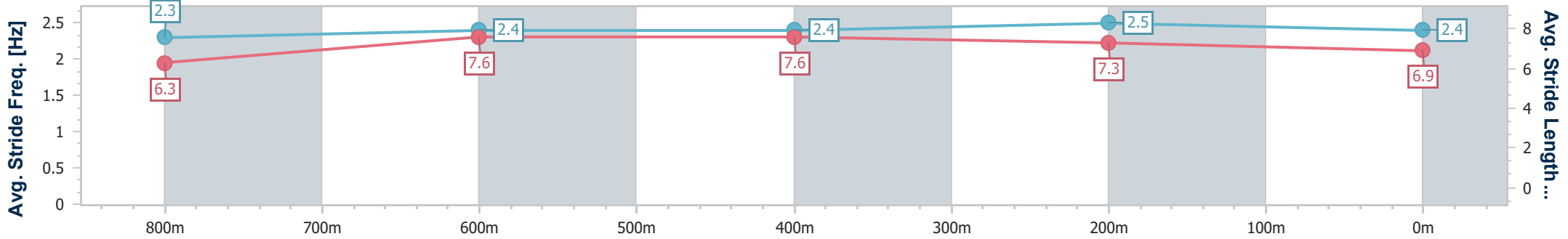
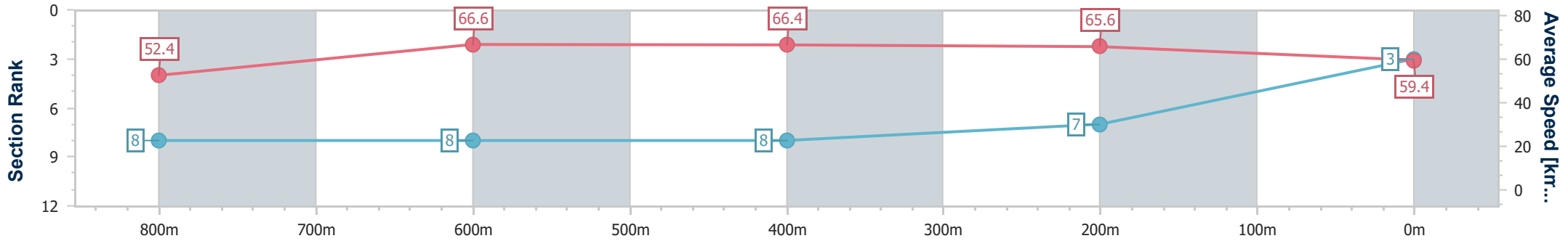
Eagle Farm QLD Professional
 Race 9: LADBROKES SAME RACE MULTI BENCHMARK 70
 Handicap - 1000m
 26 March 2025 - 17:08



BRISBANE
 RACING CLUB

Track Rating: Soft 7, Weather: Overcast, Rail Position: +12m Entire

Section	Overall	800m	600m	400m	200m
Section Times	0:58.98 [3] (0:13.90)	0:45.08 [8] (0:10.92)	0:34.16 [8] (0:11.03)	0:23.13 [8] (0:10.97)	0:12.16 [7] (0:12.16)
Average Speed [km/h]	52.4	66.6	66.4	65.6	59.4
Top Speed [km/h]	67.7	67.5	67.3	67.8	63.1
Avg. Dist. to Rail [m]	5.6	3.1	3.7	6.6	8.0
Avg. Stride Freq. [Hz]	2.3	2.4	2.4	2.5	2.4
Avg. Stride Length [m]	6.3	7.6	7.6	7.3	6.9



- [] Ranking at each section and finish
- .-.- No data available at this section
- NA No data available



Horse/Jockey Name	Decisive Lass
Final Rank	4
Fastest Section Time (Section)	0:10.88 (800m)
Top Speed [km/h] (Section)	67.5 (800m)
Race State	Finished



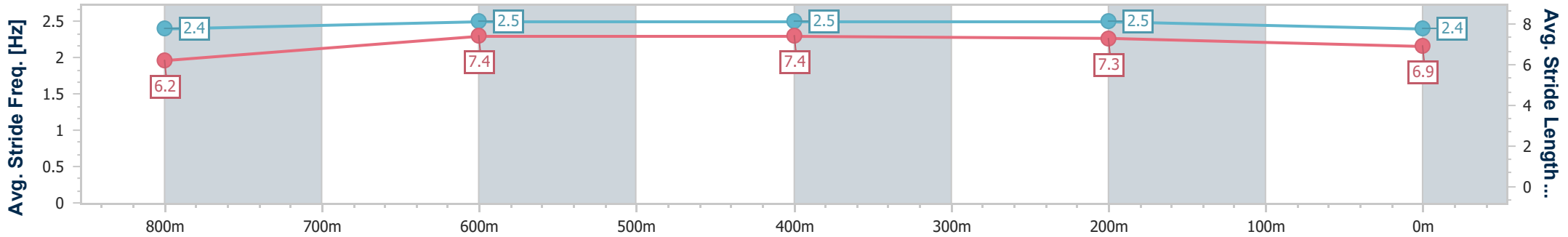
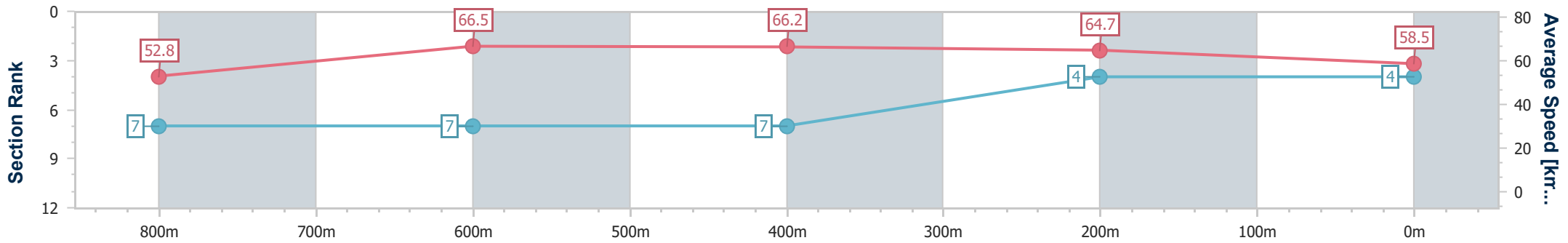
Eagle Farm QLD Professional
 Race 9: LADBROKES SAME RACE MULTI BENCHMARK 70
 Handicap - 1000m
 26 March 2025 - 17:08



BRISBANE
 RACING CLUB

Track Rating: Soft 7, Weather: Overcast, Rail Position: +12m Entire

Section	Overall	800m	600m	400m	200m
Section Times	0:59.00 [4] (0:13.77)	0:45.23 [7] (0:10.88)	0:34.35 [7] (0:10.90)	0:23.45 [7] (0:11.14)	0:12.31 [4] (0:12.31)
Average Speed [km/h]	52.8	66.5	66.2	64.7	58.5
Top Speed [km/h]	67.0	67.5	66.9	67.0	62.8
Avg. Dist. to Rail [m]	4.3	1.6	0.3	2.2	5.2
Avg. Stride Freq. [Hz]	2.4	2.5	2.5	2.5	2.4
Avg. Stride Length [m]	6.2	7.4	7.4	7.3	6.9



- [] Ranking at each section and finish
- .-.- No data available at this section
- NA No data available



Horse/Jockey Name	Writtle
Final Rank	5
Fastest Section Time (Section)	0:10.88 (800m)
Top Speed [km/h] (Section)	67.3 (800m)
Race State	Finished



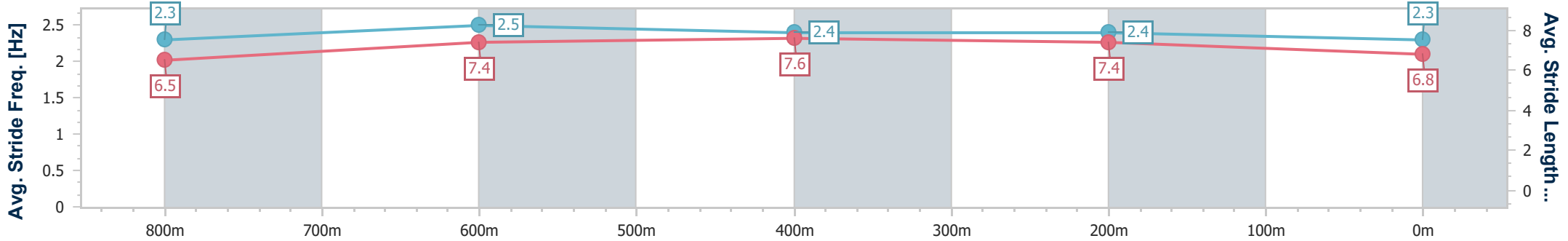
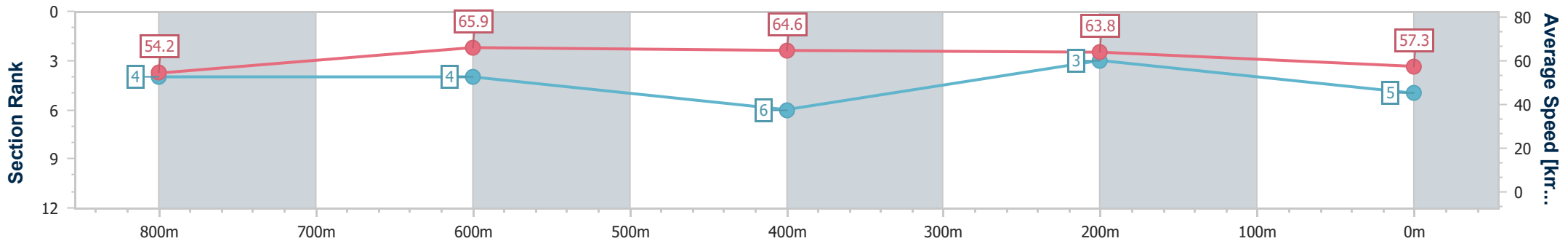
Eagle Farm QLD Professional
 Race 9: LADBROKES SAME RACE MULTI BENCHMARK 70
 Handicap - 1000m
 26 March 2025 - 17:08



BRISBANE
 RACING CLUB

Track Rating: Soft 7, Weather: Overcast, Rail Position: +12m Entire

Section	Overall	800m	600m	400m	200m
Section Times	0:59.19 [5] (0:13.33)	0:45.86 [4] (0:10.88)	0:34.98 [4] (0:11.10)	0:23.88 [6] (0:11.31)	0:12.57 [3] (0:12.57)
Average Speed [km/h]	54.2	65.9	64.6	63.8	57.3
Top Speed [km/h]	67.3	67.3	66.8	65.1	61.8
Avg. Dist. to Rail [m]	0.6	0.6	1.1	3.6	5.3
Avg. Stride Freq. [Hz]	2.3	2.5	2.4	2.4	2.3
Avg. Stride Length [m]	6.5	7.4	7.6	7.4	6.8



- [] Ranking at each section and finish
- .-.- No data available at this section
- NA No data available



Horse/Jockey Name	Kavak
Final Rank	6
Fastest Section Time (Section)	0:10.72 (800m)
Top Speed [km/h] (Section)	67.5 (800m)
Race State	Finished



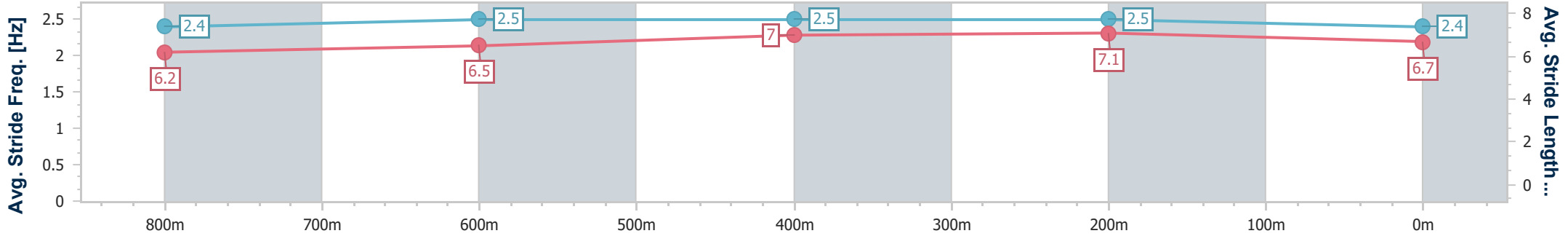
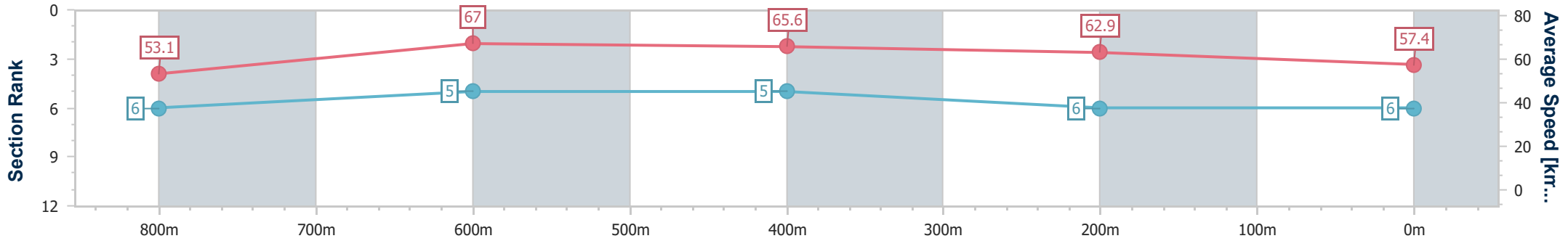
Eagle Farm QLD Professional
 Race 9: LADBROKES SAME RACE MULTI BENCHMARK 70
 Handicap - 1000m
 26 March 2025 - 17:08



BRISBANE
 RACING CLUB

Track Rating: Soft 7, Weather: Overcast, Rail Position: +12m Entire

Section	Overall	800m	600m	400m	200m
Section Times	0:59.28 [6] (0:13.62)	0:45.66 [6] (0:10.72)	0:34.94 [5] (0:10.97)	0:23.97 [5] (0:11.47)	0:12.50 [6] (0:12.50)
Average Speed [km/h]	53.1	67.0	65.6	62.9	57.4
Top Speed [km/h]	66.9	67.5	66.5	65.1	60.0
Avg. Dist. to Rail [m]	2.7	0.2	0.6	2.6	1.9
Avg. Stride Freq. [Hz]	2.4	2.5	2.5	2.5	2.4
Avg. Stride Length [m]	6.2	6.5	7.0	7.1	6.7



- [] Ranking at each section and finish
- .-.- No data available at this section
- NA No data available



Horse/Jockey Name	Beachside Babe
Final Rank	7
Fastest Section Time (Section)	0:10.63 (800m)
Top Speed [km/h] (Section)	69.3 (Overall)
Race State	Finished



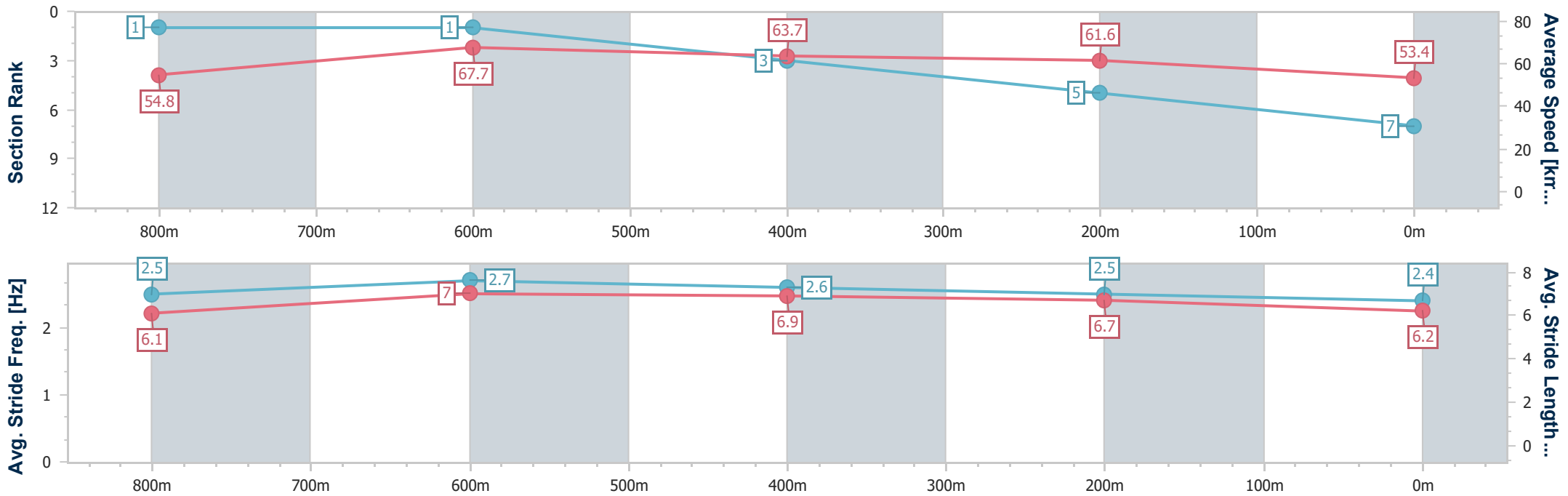
Eagle Farm QLD Professional
 Race 9: LADBROKES SAME RACE MULTI BENCHMARK 70
 Handicap - 1000m
 26 March 2025 - 17:08



BRISBANE
 RACING CLUB

Track Rating: Soft 7, Weather: Overcast, Rail Position: +12m Entire

Section	Overall	800m	600m	400m	200m
Section Times	1:00.23 [7] (0:13.16)	0:47.07 [1] (0:10.63)	0:36.44 [1] (0:11.28)	0:25.16 [3] (0:11.69)	0:13.47 [5] (0:13.47)
Average Speed [km/h]	54.8	67.7	63.7	61.6	53.4
Top Speed [km/h]	69.3	68.8	66.3	64.3	58.1
Avg. Dist. to Rail [m]	1.6	0.5	0.5	0.8	1.8
Avg. Stride Freq. [Hz]	2.5	2.7	2.6	2.5	2.4
Avg. Stride Length [m]	6.1	7.0	6.9	6.7	6.2



- [] Ranking at each section and finish
- .-.- No data available at this section
- NA No data available



Horse/Jockey Name	Al Pal's Gal
Final Rank	8
Fastest Section Time (Section)	0:10.69 (800m)
Top Speed [km/h] (Section)	69.2 (Overall)
Race State	Finished



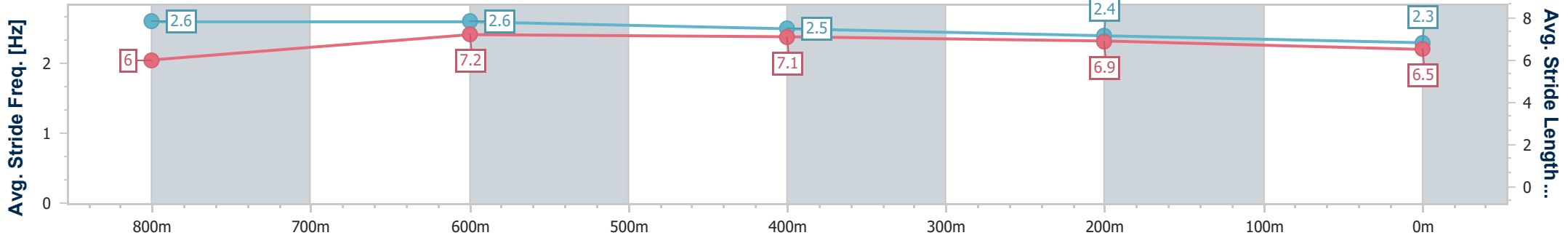
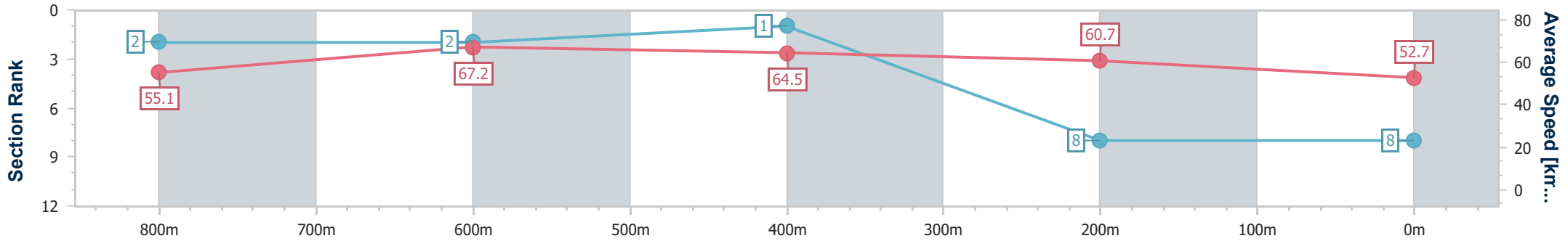
Eagle Farm QLD Professional
 Race 9: LADBROKES SAME RACE MULTI BENCHMARK 70
 Handicap - 1000m
 26 March 2025 - 17:08



BRISBANE
 RACING CLUB

Track Rating: Soft 7, Weather: Overcast, Rail Position: +12m Entire

Section	Overall	800m	600m	400m	200m
Section Times	1:00.53 [8] (0:13.18)	0:47.35 [2] (0:10.69)	0:36.66 [2] (0:11.15)	0:25.51 [1] (0:11.83)	0:13.68 [8] (0:13.68)
Average Speed [km/h]	55.1	67.2	64.5	60.7	52.7
Top Speed [km/h]	69.2	69.1	67.9	64.3	57.1
Avg. Dist. to Rail [m]	2.3	0.6	0.8	0.8	1.5
Avg. Stride Freq. [Hz]	2.6	2.6	2.5	2.4	2.3
Avg. Stride Length [m]	6.0	7.2	7.1	6.9	6.5



- [] Ranking at each section and finish
- .-.- No data available at this section
- NA No data available