



Doomben QLD Professional

Race 1: SOUTHS SPORTS CLUB QTIS Two-Year-Old Handicap - 1110m

12 April 2025 - 11:54



BRISBANE
RACING CLUB

Track Rating: Soft 7, Weather: Overcast, Rail Position: +3m Entire

Section		Overall	1000m	800m	600m	400m	200m	Last 600m				
Field Times		1:06.27 (0:08.51)	0:57.76 (0:10.85)	0:46.91 (0:11.47)	0:35.44 (0:11.51)	0:23.93 (0:11.44)	0:12.49 (0:12.49)	0:35.44				
Rank	TAB Horse/Jockey	Barrier	Top Speed [km/h]	Fastest Section	Overall	1000m	800m	600m	400m	200m	Margin	Distance Travelled [m]
1	6 DRAGONNE ROUGE Damien Thornton	2	64.9 400m	0:08.73 Overall	1:06.27 [1] (0:08.73)	0:57.54 [6] (0:11.28)	0:46.26 [5] (0:11.29)	0:34.97 [5] (0:11.65)	0:23.32 [5] (0:11.23)	0:12.09 [4] (0:12.09)	1:06.27	0:34.97
2	2 GET READY LASS Ron Stewart	8	67.6 1000m	0:08.60 Overall	1:06.37 [2] (0:08.60)	0:57.77 [3] (0:10.80)	0:46.97 [2] (0:11.52)	0:35.45 [2] (0:11.61)	0:23.84 [2] (0:11.31)	0:12.53 [2] (0:12.53)	0.62L	0:35.45 +0
3	8 MILESTONE Tiffani Brooker	5	68.7 1000m	0:08.51 Overall	1:06.62 [3] (0:08.51)	0:58.11 [1] (0:10.85)	0:47.26 [1] (0:11.47)	0:35.79 [1] (0:11.51)	0:24.28 [1] (0:11.44)	0:12.84 [1] (0:12.84)	2.06L	0:35.79 -5
4	10 VIOLACEOUS Cody Collis	7	65.7 1000m	0:08.64 Overall	1:06.81 [4] (0:08.64)	0:58.17 [4] (0:11.29)	0:46.88 [4] (0:11.34)	0:35.54 [4] (0:11.50)	0:24.04 [4] (0:11.44)	0:12.60 [5] (0:12.60)	3.21L	0:35.54 -6
5	1 CUDDLES FOR KIMMY Mark Du Plessis	6	66.2 1000m	0:08.59 Overall	1:07.00 [5] (0:08.59)	0:58.41 [2] (0:11.18)	0:47.23 [3] (0:11.23)	0:36.00 [3] (0:11.57)	0:24.43 [3] (0:11.51)	0:12.92 [3] (0:12.92)	4.31L	0:36.00 -7
6	7 GEITZ Angela Jones	3	63.8 400m	0:08.80 Overall	1:07.04 [6] (0:08.80)	0:58.24 [7] (0:11.48)	0:46.76 [8] (0:11.44)	0:35.32 [8] (0:11.49)	0:23.83 [6] (0:11.40)	0:12.43 [6] (0:12.43)	4.54L	0:35.32 -5
7	4 TA LA MASCA Nikita Beriman	4	66.0 1000m	0:08.96 Overall	1:07.74 [7] (0:08.96)	0:58.78 [8] (0:11.27)	0:47.51 [7] (0:11.31)	0:36.20 [7] (0:11.70)	0:24.50 [7] (0:11.60)	0:12.90 [7] (0:12.90)	8.67L	0:36.20 -5
8	3 STRENUOUS Jag Guthmann-Chester	1	65.3 1000m	0:08.69 Overall	1:11.93 [8] (0:08.69)	1:03.24 [5] (0:11.39)	0:51.85 [6] (0:11.43)	0:40.42 [6] (0:12.05)	0:28.37 [8] (0:13.14)	0:15.23 [8] (0:15.23)	33.3L	0:40.42 -5

Scratched: Turbo Torque (#5), Bellove (#9)



Horse/Jockey Name	Dragonne Rouge
Final Rank	1
Fastest Section Time (Section)	0:08.73 (Overall)
Top Speed [km/h] (Section)	64.9 (400m)
Race State	Finished

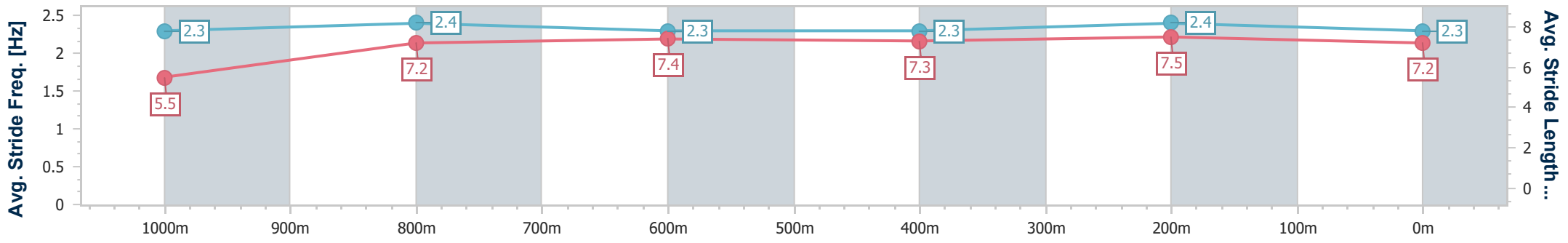
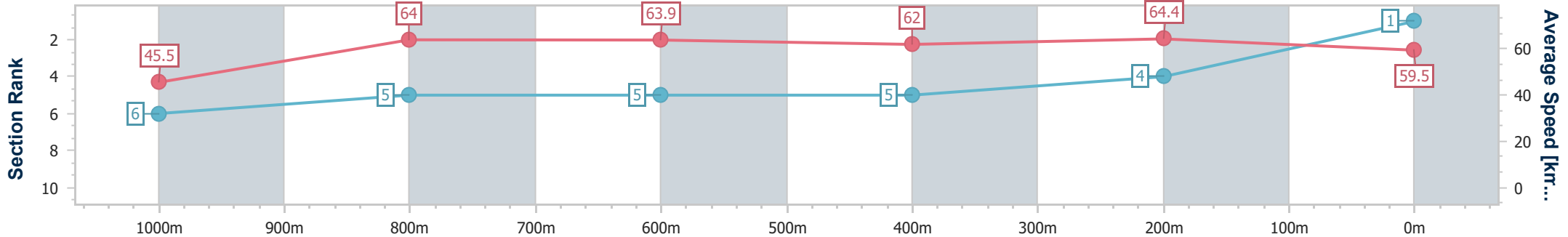


Doomben QLD Professional
Race 1: SOUTH S SPORTS CLUB QTIS Two-Year-Old Handicap - 1110m
 12 April 2025 - 11:54
 Track Rating: Soft 7, Weather: Overcast, Rail Position: +3m Entire



BRISBANE
RACING CLUB

Section	Overall	1000m	800m	600m	400m	200m
Section Times	1:06.27 [1] (0:08.73)	0:57.54 [6] (0:11.28)	0:46.26 [5] (0:11.29)	0:34.97 [5] (0:11.65)	0:23.32 [5] (0:11.23)	0:12.09 [4]
Average Speed [km/h]	45.5	64.0	63.9	62.0	64.4	59.5
Top Speed [km/h]	63.4	64.8	64.4	64.6	64.9	63.0
Avg. Dist. to Rail [m]	2.0	0.3	0.9	1.4	3.2	2.9
Avg. Stride Freq. [Hz]	2.3	2.4	2.3	2.3	2.4	2.3
Avg. Stride Length [m]	5.5	7.2	7.4	7.3	7.5	7.2



- [] Ranking at each section and finish
- .-.- No data available at this section
- NA No data available



Horse/Jockey Name	Get Ready Lass
Final Rank	2
Fastest Section Time (Section)	0:08.60 (Overall)
Top Speed [km/h] (Section)	67.6 (1000m)
Race State	Finished

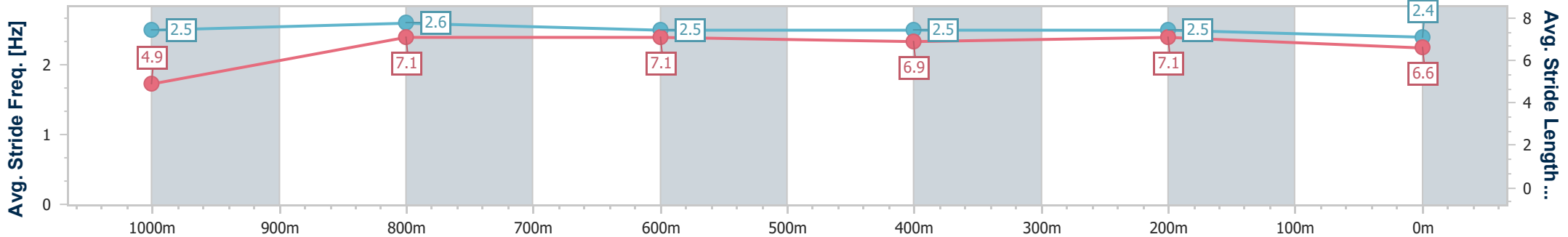
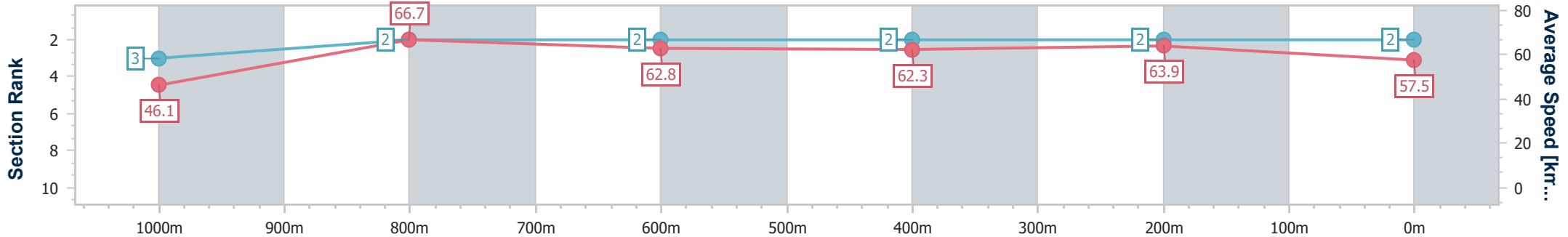


Doomben QLD Professional
Race 1: SOUTH S SPORTS CLUB QTIS Two-Year-Old Handicap - 1110m
 12 April 2025 - 11:54
 Track Rating: Soft 7, Weather: Overcast, Rail Position: +3m Entire



BRISBANE RACING CLUB

Section	Overall	1000m	800m	600m	400m	200m
Section Times	1:06.37 [2] (0:08.60)	0:57.77 [3] (0:10.80)	0:46.97 [2] (0:11.52)	0:35.45 [2] (0:11.61)	0:23.84 [2] (0:11.31)	0:12.53 [2] (0:12.53)
Average Speed [km/h]	46.1	66.7	62.8	62.3	63.9	57.5
Top Speed [km/h]	66.8	67.6	65.4	64.1	64.8	61.0
Avg. Dist. to Rail [m]	7.0	1.0	1.1	0.8	0.6	2.0
Avg. Stride Freq. [Hz]	2.5	2.6	2.5	2.5	2.5	2.4
Avg. Stride Length [m]	4.9	7.1	7.1	6.9	7.1	6.6



- [] Ranking at each section and finish
- .-.- No data available at this section
- NA No data available



Horse/Jockey Name	Milestone
Final Rank	3
Fastest Section Time (Section)	0:08.51 (Overall)
Top Speed [km/h] (Section)	68.7 (1000m)
Race State	Finished

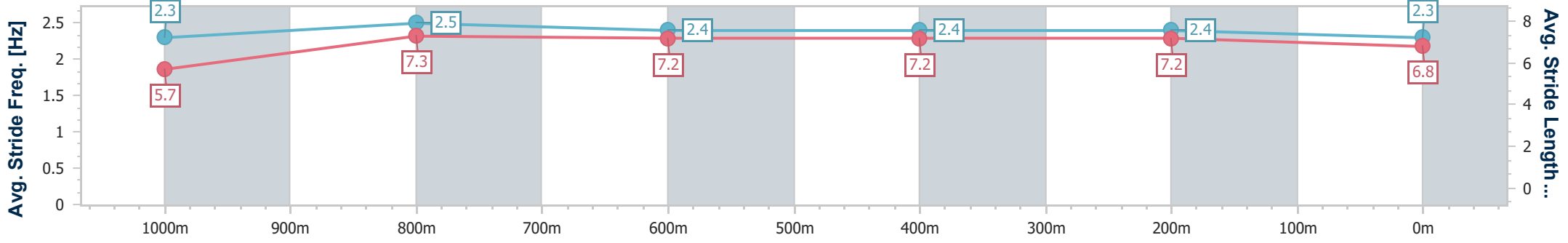
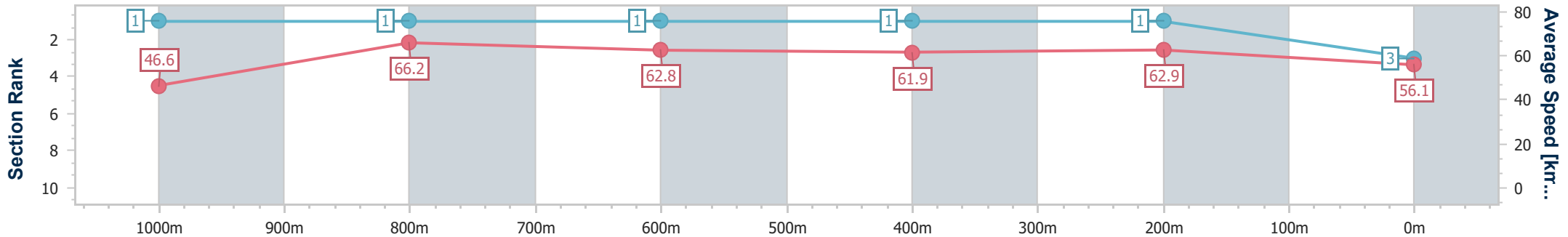


Doomben QLD Professional
Race 1: SOUTHS SPORTS CLUB QTIS Two-Year-Old Handicap - 1110m
 12 April 2025 - 11:54
 Track Rating: Soft 7, Weather: Overcast, Rail Position: +3m Entire



BRISBANE
RACING CLUB

Section	Overall	1000m	800m	600m	400m	200m
Section Times	1:06.62 [3] (0:08.51)	0:58.11 [1] (0:10.85)	0:47.26 [1] (0:11.47)	0:35.79 [1] (0:11.51)	0:24.28 [1] (0:11.44)	0:12.84 [1] (0:12.84)
Average Speed [km/h]	46.6	66.2	62.8	61.9	62.9	56.1
Top Speed [km/h]	65.2	68.7	64.7	63.3	64.0	59.8
Avg. Dist. to Rail [m]	3.8	0.4	0.3	1.3	0.6	0.8
Avg. Stride Freq. [Hz]	2.3	2.5	2.4	2.4	2.4	2.3
Avg. Stride Length [m]	5.7	7.3	7.2	7.2	7.2	6.8



- [] Ranking at each section and finish
- .-.- No data available at this section
- NA No data available



Horse/Jockey Name	Violaceous
Final Rank	4
Fastest Section Time (Section)	0:08.64 (Overall)
Top Speed [km/h] (Section)	65.7 (1000m)
Race State	Finished

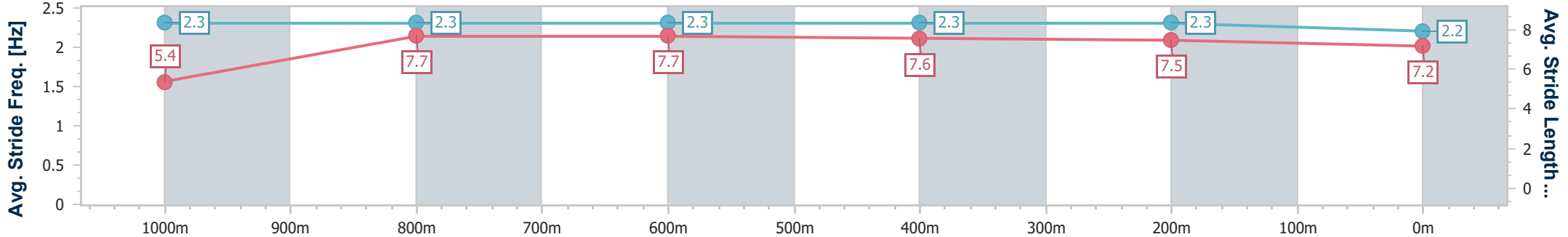
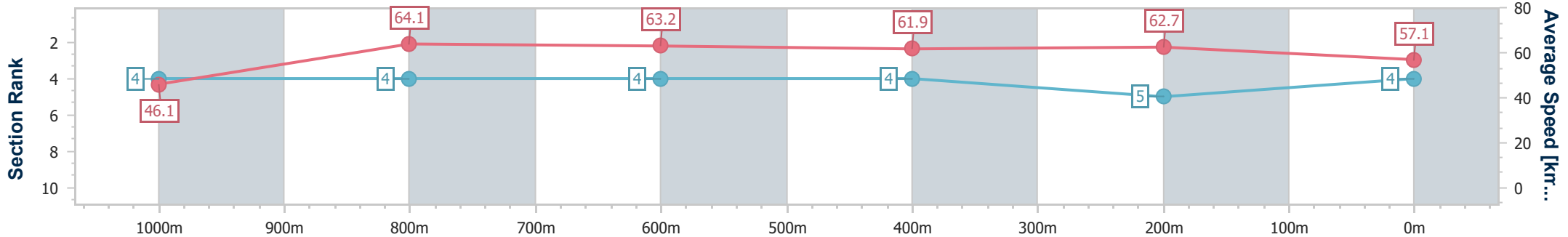


Doomben QLD Professional
Race 1: SOUTH S SPORTS CLUB QTIS Two-Year-Old Handicap - 1110m
 12 April 2025 - 11:54
 Track Rating: Soft 7, Weather: Overcast, Rail Position: +3m Entire



BRISBANE
RACING CLUB

Section	Overall	1000m	800m	600m	400m	200m
Section Times	1:06.81 [4] (0:08.64)	0:58.17 [4] (0:11.29)	0:46.88 [4] (0:11.34)	0:35.54 [4] (0:11.50)	0:24.04 [4] (0:11.44)	0:12.60 [5] (0:12.60)
Average Speed [km/h]	46.1	64.1	63.2	61.9	62.7	57.1
Top Speed [km/h]	63.6	65.7	65.0	63.1	63.7	60.2
Avg. Dist. to Rail [m]	6.6	3.1	0.8	2.3	1.3	1.5
Avg. Stride Freq. [Hz]	2.3	2.3	2.3	2.3	2.3	2.2
Avg. Stride Length [m]	5.4	7.7	7.7	7.6	7.5	7.2



- [] Ranking at each section and finish
- .-.- No data available at this section
- NA No data available



Horse/Jockey Name	Cuddles For Kimmy
Final Rank	5
Fastest Section Time (Section)	0:08.59 (Overall)
Top Speed [km/h] (Section)	66.2 (1000m)
Race State	Finished

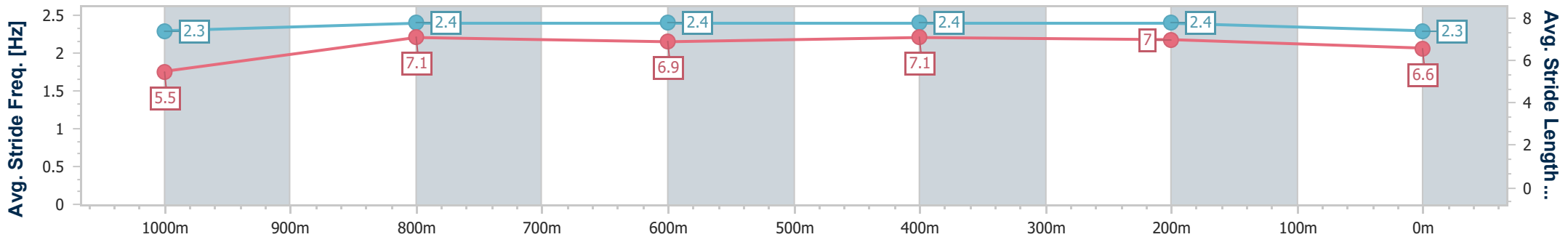
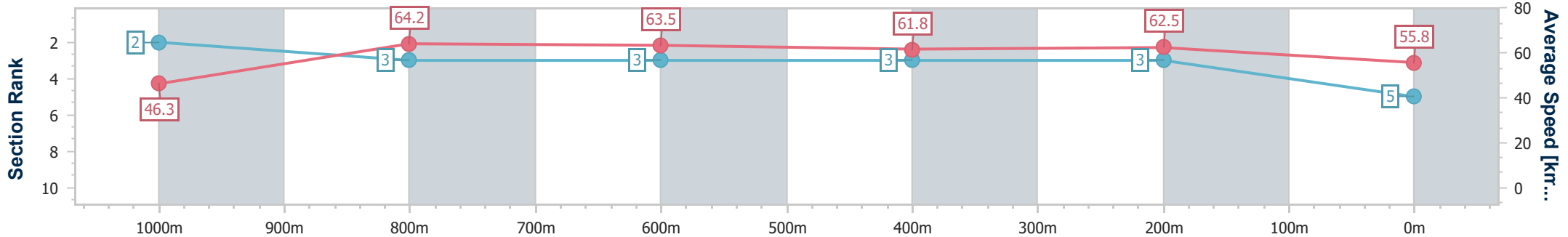


Doomben QLD Professional
Race 1: SOUTHS SPORTS CLUB QTIS Two-Year-Old Handicap - 1110m
 12 April 2025 - 11:54
 Track Rating: Soft 7, Weather: Overcast, Rail Position: +3m Entire



BRISBANE
RACING CLUB

Section	Overall	1000m	800m	600m	400m	200m
Section Times	1:07.00 [5] (0:08.59)	0:58.41 [2] (0:11.18)	0:47.23 [3] (0:11.23)	0:36.00 [3] (0:11.57)	0:24.43 [3] (0:11.51)	0:12.92 [3] (0:12.92)
Average Speed [km/h]	46.3	64.2	63.5	61.8	62.5	55.8
Top Speed [km/h]	65.7	66.2	65.0	63.2	64.4	59.6
Avg. Dist. to Rail [m]	4.5	0.7	1.6	1.4	0.6	1.4
Avg. Stride Freq. [Hz]	2.3	2.4	2.4	2.4	2.4	2.3
Avg. Stride Length [m]	5.5	7.1	6.9	7.1	7.0	6.6



- [] Ranking at each section and finish
- .-.- No data available at this section
- NA No data available



Horse/Jockey Name	Geitz
Final Rank	6
Fastest Section Time (Section)	0:08.80 (Overall)
Top Speed [km/h] (Section)	63.8 (400m)
Race State	Finished

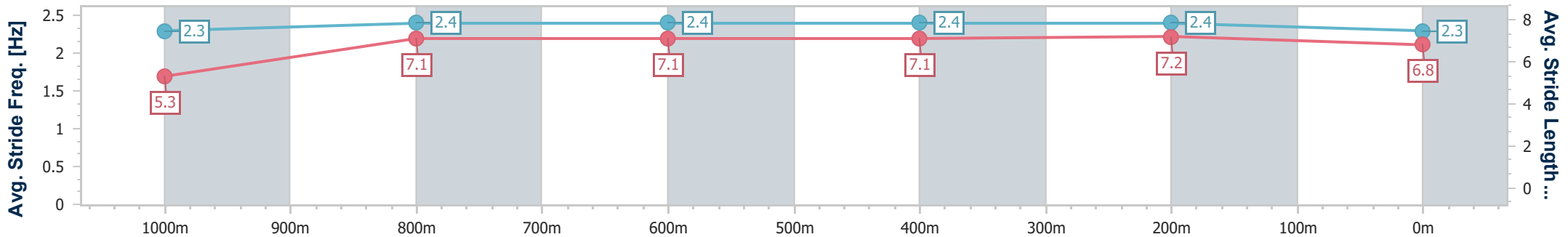
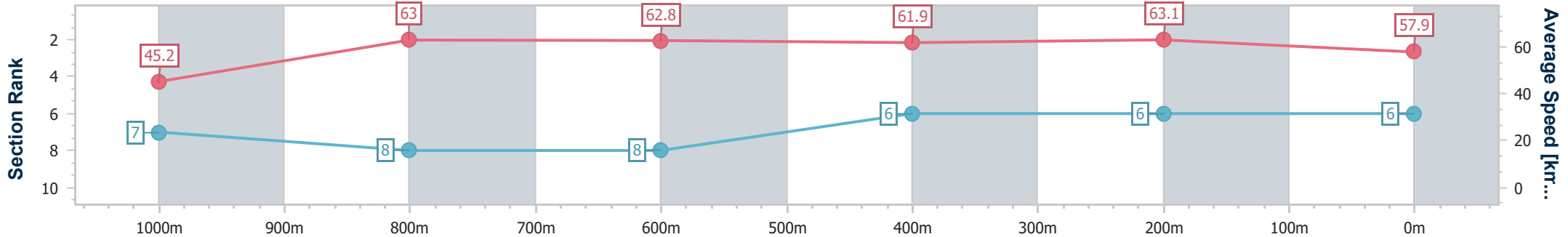


Doomben QLD Professional
Race 1: SOUTHS SPORTS CLUB QTIS Two-Year-Old Handicap - 1110m
 12 April 2025 - 11:54
 Track Rating: Soft 7, Weather: Overcast, Rail Position: +3m Entire



BRISBANE
RACING CLUB

Section	Overall	1000m	800m	600m	400m	200m
Section Times	1:07.04 [6] (0:08.80)	0:58.24 [7] (0:11.48)	0:46.76 [8] (0:11.44)	0:35.32 [8] (0:11.49)	0:23.83 [6] (0:11.40)	0:12.43 [6] (0:12.43)
Average Speed [km/h]	45.2	63.0	62.8	61.9	63.1	57.9
Top Speed [km/h]	62.6	63.4	63.7	63.5	63.8	61.3
Avg. Dist. to Rail [m]	3.0	1.4	0.6	1.7	1.8	1.9
Avg. Stride Freq. [Hz]	2.3	2.4	2.4	2.4	2.4	2.3
Avg. Stride Length [m]	5.3	7.1	7.1	7.1	7.2	6.8



- [] Ranking at each section and finish
- .-.- No data available at this section
- NA No data available



Horse/Jockey Name	Ta La Masca
Final Rank	7
Fastest Section Time (Section)	0:08.96 (Overall)
Top Speed [km/h] (Section)	66.0 (1000m)
Race State	Finished

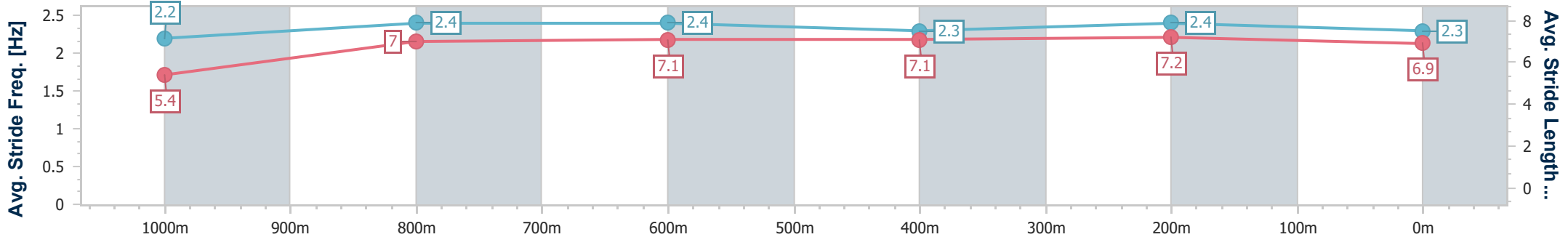
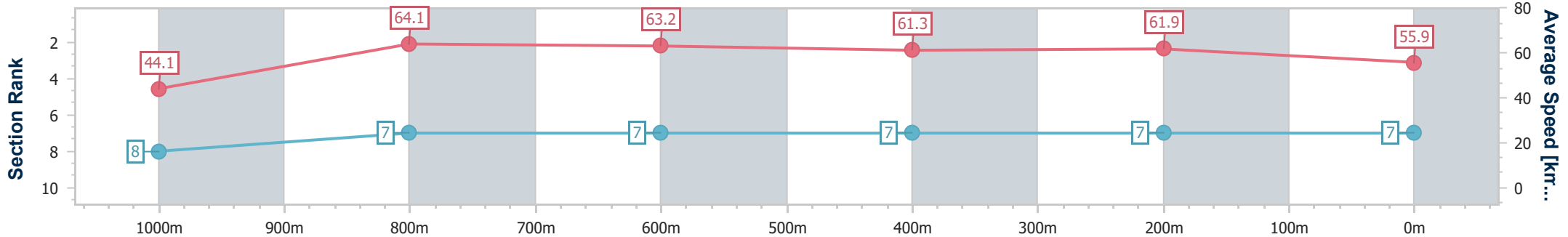


Doomben QLD Professional
Race 1: SOUTHS SPORTS CLUB QTIS Two-Year-Old Handicap - 1110m
 12 April 2025 - 11:54
 Track Rating: Soft 7, Weather: Overcast, Rail Position: +3m Entire



BRISBANE
RACING CLUB

Section	Overall	1000m	800m	600m	400m	200m
Section Times	1:07.74 [7] (0:08.96)	0:58.78 [8] (0:11.27)	0:47.51 [7] (0:11.31)	0:36.20 [7] (0:11.70)	0:24.50 [7] (0:11.60)	0:12.90 [7] (0:12.90)
Average Speed [km/h]	44.1	64.1	63.2	61.3	61.9	55.9
Top Speed [km/h]	65.1	66.0	64.2	63.3	62.6	59.9
Avg. Dist. to Rail [m]	2.9	0.2	0.4	0.5	0.7	0.4
Avg. Stride Freq. [Hz]	2.2	2.4	2.4	2.3	2.4	2.3
Avg. Stride Length [m]	5.4	7.0	7.1	7.1	7.2	6.9



- [] Ranking at each section and finish
- .-.- No data available at this section
- NA No data available



Horse/Jockey Name	Strenuous
Final Rank	8
Fastest Section Time (Section)	0:08.69 (Overall)
Top Speed [km/h] (Section)	65.3 (1000m)
Race State	Finished

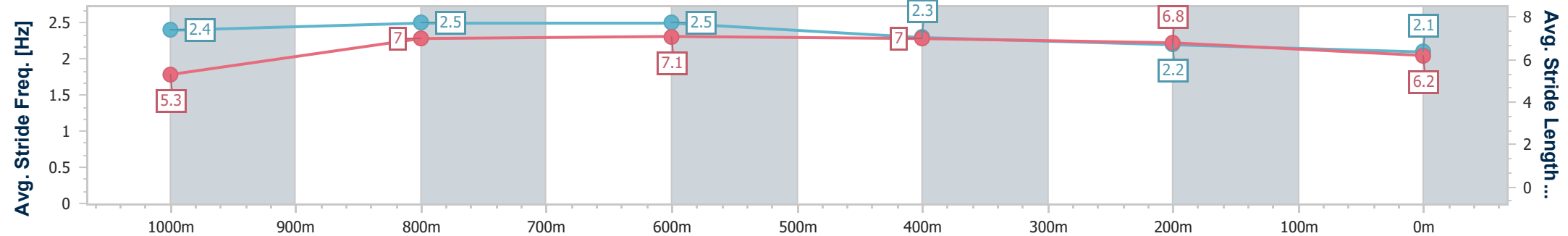
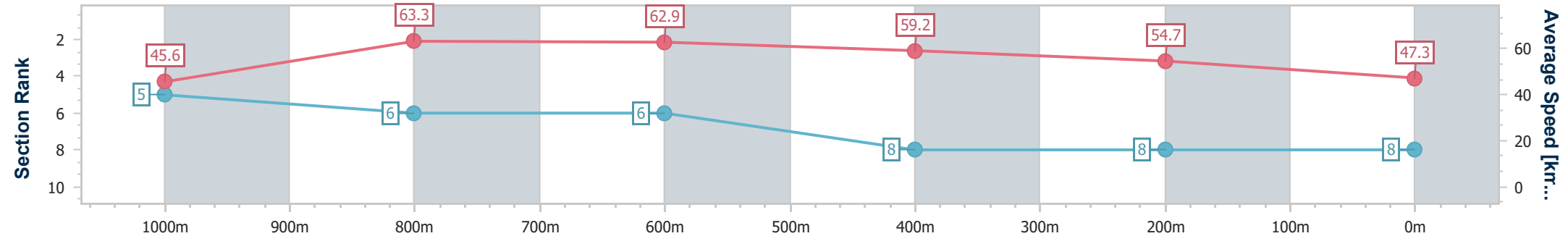


Doomben QLD Professional
Race 1: SOUTHS SPORTS CLUB QTIS Two-Year-Old Handicap - 1110m
 12 April 2025 - 11:54
 Track Rating: Soft 7, Weather: Overcast, Rail Position: +3m Entire



BRISBANE
RACING CLUB

Section	Overall	1000m	800m	600m	400m	200m
Section Times	1:11.93 [8] (0:08.69)	1:03.24 [5] (0:11.39)	0:51.85 [6] (0:11.43)	0:40.42 [6] (0:12.05)	0:28.37 [8] (0:13.14)	0:15.23 [8] (0:15.23)
Average Speed [km/h]	45.6	63.3	62.9	59.2	54.7	47.3
Top Speed [km/h]	64.1	65.3	64.8	62.0	56.8	52.2
Avg. Dist. to Rail [m]	1.1	0.5	0.2	1.5	1.6	1.8
Avg. Stride Freq. [Hz]	2.4	2.5	2.5	2.3	2.2	2.1
Avg. Stride Length [m]	5.3	7.0	7.1	7.0	6.8	6.2



- [] Ranking at each section and finish
- .-.- No data available at this section
- NA No data available



Doomben QLD Professional

Race 2: BRC MEMBERSHIP BENCHMARK 80 Handicap - 2200m

12 April 2025 - 12:28



BRISBANE
RACING CLUB

Track Rating: Soft 7, Weather: Overcast, Rail Position: +3m Entire

Section		Overall	2000m	1800m	1600m	1400m	1200m	1000m	Last 600m				
Field Times		2:18.15 (0:14.74)	2:03.41 (0:11.40)	1:52.01 (0:11.76)	1:40.25 (0:12.47)	1:27.78 (0:12.64)	1:15.14 (0:12.85)	1:02.29 (0:12.91)	0:36.49				
Rank	TAB Horse/Jockey	Barrier	Top Speed [km/h]	Fastest Section									Distance Travelled [m]
1	12 PHILIPSBURG Winona Costin	5	62.9 400m	0:11.71 400m	2:18.15 [1] (0:15.23)	2:02.92 [9] (0:11.75)	1:51.17 [10] (0:12.18)	1:38.99 [10] (0:12.49)	1:26.50 [9] (0:12.60)	1:13.90 [9] (0:12.75)	1:01.15 [9] (0:12.86)	0:35.83	
2	11 SO YOU ARE Ron Stewart	7	65.0 400m	0:11.34 400m	2:18.15 [2] (0:15.13)	2:03.02 [8] (0:11.73)	1:51.29 [8] (0:12.26)	1:39.03 [9] (0:12.73)	1:26.30 [11] (0:12.68)	1:13.62 [11] (0:12.73)	1:00.89 [11] (0:12.87)	0:35.62	+0
3	9 AIDEN Bailey Wheeler	2	63.4 400m	0:11.51 2000m	2:18.26 [3] (0:14.85)	2:03.41 [2] (0:11.51)	1:51.90 [4] (0:11.97)	1:39.93 [3] (0:12.35)	1:27.58 [3] (0:12.71)	1:14.87 [4] (0:12.83)	1:02.04 [3] (0:12.97)	0:36.19	-9
4	1 DOUBLE CHERRY Tahlia Fenlon	3	63.0 2000m	0:11.56 2000m	2:18.43 [4] (0:14.89)	2:03.54 [4] (0:11.56)	1:51.98 [5] (0:12.11)	1:39.87 [5] (0:12.46)	1:27.41 [5] (0:12.62)	1:14.79 [5] (0:12.84)	1:01.95 [5] (0:12.94)	0:36.28	-1
5	5 JACK DUGGAN Kyle Wilson-Taylor	6	64.1 2000m	0:11.44 2000m	2:18.44 [5] (0:14.90)	2:03.54 [5] (0:11.44)	1:52.10 [3] (0:12.07)	1:40.03 [4] (0:12.41)	1:27.62 [4] (0:12.56)	1:15.06 [3] (0:12.89)	1:02.17 [4] (0:12.90)	0:36.50	-4
6	3 YET HE MOVES Ryan Maloney	8	64.0 Overall	0:11.56 2000m	2:18.74 [6] (0:15.34)	2:03.40 [10] (0:11.56)	1:51.84 [9] (0:12.16)	1:39.68 [8] (0:12.48)	1:27.20 [8] (0:12.50)	1:14.70 [8] (0:12.78)	1:01.92 [8] (0:12.87)	0:36.30	-10
7	2 WAPITI Cody Collis	11	63.3 Overall	0:11.47 2000m	2:18.78 [7] (0:14.86)	2:03.92 [3] (0:11.47)	1:52.45 [2] (0:11.72)	1:40.73 [2] (0:12.32)	1:28.41 [1] (0:12.65)	1:15.76 [2] (0:12.84)	1:02.92 [1] (0:12.94)	0:37.03	-6
8	8 CHASSAGNE Jag Guthmann-Chester	4	62.9 2000m	0:11.62 2000m	2:18.82 [8] (0:15.12)	2:03.70 [7] (0:11.62)	1:52.08 [7] (0:12.19)	1:39.89 [7] (0:12.51)	1:27.38 [7] (0:12.53)	1:14.85 [7] (0:12.69)	1:02.16 [6] (0:12.91)	0:36.58	-6
9	7 SCARLET PRINCE Boris Thornton	1	61.8 2000m	0:11.68 2000m	2:19.88 [9] (0:14.96)	2:04.92 [6] (0:11.68)	1:53.24 [6] (0:12.08)	1:41.16 [6] (0:12.40)	1:28.76 [6] (0:12.72)	1:16.04 [6] (0:12.84)	1:03.20 [7] (0:13.01)	0:37.66	-16
10	6 ROLLER COASTER Andrew Mallyon	9	61.9 2000m	0:11.95 2000m	2:20.45 [10] (0:15.38)	2:05.07 [11] (0:11.95)	1:53.12 [11] (0:12.09)	1:41.03 [11] (0:12.40)	1:28.63 [10] (0:12.53)	1:16.10 [10] (0:12.79)	1:03.31 [10] (0:12.86)	0:37.81	-10

Scratched: The Claimant (#10)

Report Created: Sat 12 April 2025 12:48 GMT+10 (Note: Timing is based on position data)

Page 1/15

[] Ranking at each section and finish
 -:-:- No data available at this section
 NA No data available

SCN Saddle cloth number
 DNF Did not finish
 DNT Did not track

data processed by TRIPLESDATA



Doomben QLD Professional

Race 2: BRC MEMBERSHIP BENCHMARK 80 Handicap - 2200m

12 April 2025 - 12:28



BRISBANE
RACING CLUB

Track Rating: Soft 7, Weather: Overcast, Rail Position: +3m Entire

Section	Overall	2000m	1800m	1600m	1400m	1200m	1000m	Last 600m
Field Times	2:18.15 (0:14.74)	2:03.41 (0:11.40)	1:52.01 (0:11.76)	1:40.25 (0:12.47)	1:27.78 (0:12.64)	1:15.14 (0:12.85)	1:02.29 (0:12.91)	0:36.49

Rank	TAB	Horse/Jockey	Barrier	Top Speed [km/h]	Fastest Section	Overall	2000m	1800m	1600m	1400m	1200m	1000m	Last 600m	Distance Travelled [m]
11	4	ARIZONA DREAMING	10	63.9	0:11.40	2:20.64 [11]	2:05.90 [1]	1:54.50 [1]	1:42.74 [1]	1:30.26 [2]	1:17.63 [1]	1:04.74 [2]	0:38.98	-12
		Damien Thornton		2000m	2000m	(0:14.74)	(0:11.40)	(0:11.76)	(0:12.48)	(0:12.63)	(0:12.89)	(0:12.87)		

Scratched: The Claimant (#10)

[] Ranking at each section and finish
 -:-:- No data available at this section
 NA No data available

SCN Saddle cloth number
 DNF Did not finish
 DNT Did not track



Doomben QLD Professional

Race 2: BRC MEMBERSHIP BENCHMARK 80 Handicap - 2200m

12 April 2025 - 12:28



BRISBANE
RACING CLUB

Track Rating: Soft 7, Weather: Overcast, Rail Position: +3m Entire

Section										Last 600m		
Field Times		800m	600m	400m	200m							
		0:49.38 (0:12.89)	0:36.49 (0:12.40)	0:24.09 (0:11.77)	0:12.32 (0:12.32)							0:36.49
Rank	TAB	Horse/Jockey	Barrier	Top Speed [km/h]	Fastest Section					Margin	Distance Travelled [m]	
1	12	PHILIPSBURG Winona Costin	5	62.9 400m	0:11.71 400m	0:48.29 [9] (0:12.46)	0:35.83 [8] (0:11.96)	0:23.87 [4] (0:11.71)	0:12.16 [3] (0:12.16)	2:18.15	0:35.83	
2	11	SO YOU ARE Ron Stewart	7	65.0 400m	0:11.34 400m	0:48.02 [11] (0:12.40)	0:35.62 [10] (0:11.96)	0:23.66 [8] (0:11.34)	0:12.32 [1] (0:12.32)	0.03L	0:35.62 +0	
3	9	AIDEN Bailey Wheeler	2	63.4 400m	0:11.51 2000m	0:49.07 [4] (0:12.88)	0:36.19 [4] (0:12.39)	0:23.80 [6] (0:11.69)	0:12.11 [5] (0:12.11)	0.64L	0:36.19 -9	
4	1	DOUBLE CHERRY Tahlia Fenlon	3	63.0 2000m	0:11.56 2000m	0:49.01 [5] (0:12.73)	0:36.28 [5] (0:12.18)	0:24.10 [5] (0:11.76)	0:12.34 [4] (0:12.34)	1.64L	0:36.28 -1	
5	5	JACK DUGGAN Kyle Wilson-Taylor	6	64.1 2000m	0:11.44 2000m	0:49.27 [3] (0:12.77)	0:36.50 [3] (0:12.26)	0:24.24 [3] (0:11.72)	0:12.52 [2] (0:12.52)	1.71L	0:36.50 -4	
6	3	YET HE MOVES Ryan Maloney	8	64.0 Overall	0:11.56 2000m	0:49.05 [8] (0:12.75)	0:36.30 [9] (0:12.11)	0:24.19 [9] (0:11.70)	0:12.49 [7] (0:12.49)	3.5L	0:36.30 -10	
7	2	WAPITI Cody Collis	11	63.3 Overall	0:11.47 2000m	0:49.98 [2] (0:12.95)	0:37.03 [2] (0:12.40)	0:24.63 [2] (0:12.05)	0:12.58 [6] (0:12.58)	3.7L	0:37.03 -6	
8	8	CHASSAGNE Jag Guthmann-Chester	4	62.9 2000m	0:11.62 2000m	0:49.25 [6] (0:12.67)	0:36.58 [7] (0:12.34)	0:24.24 [10] (0:11.78)	0:12.46 [8] (0:12.46)	3.93L	0:36.58 -6	
9	7	SCARLET PRINCE Boris Thornton	1	61.8 2000m	0:11.68 2000m	0:50.19 [7] (0:12.53)	0:37.66 [6] (0:12.25)	0:25.41 [7] (0:12.17)	0:13.24 [10] (0:13.24)	10.16L	0:37.66 -16	
10	6	ROLLER COASTER Andrew Mallyon	9	61.9 2000m	0:11.95 2000m	0:50.45 [10] (0:12.64)	0:37.81 [11] (0:12.11)	0:25.70 [11] (0:12.16)	0:13.54 [11] (0:13.54)	13.51L	0:37.81 -10	

Scratched: The Claimant (#10)

Report Created: Sat 12 April 2025 12:48 GMT+10 (Note: Timing is based on position data)

Page 3/15

[] Ranking at each section and finish
 -:-:- No data available at this section
 NA No data available

SCN Saddle cloth number
 DNF Did not finish
 DNT Did not track

data processed by TRIPLES DATA



Doomben QLD Professional

Race 2: BRC MEMBERSHIP BENCHMARK 80 Handicap - 2200m

12 April 2025 - 12:28



BRISBANE
RACING CLUB

Track Rating: Soft 7, Weather: Overcast, Rail Position: +3m Entire

Section	800m	600m	400m	200m	Last 600m
Field Times	0:49.38 (0:12.89)	0:36.49 (0:12.40)	0:24.09 (0:11.77)	0:12.32 (0:12.32)	0:36.49

Rank	TAB	Horse/Jockey	Barrier	Top Speed [km/h]	Fastest Section	800m	600m	400m	200m	Margin	Last 600m	Distance Travelled [m]
11	4	ARIZONA DREAMING Damien Thornton	10	63.9 2000m	0:11.40 2000m	0:51.87 [1] (0:12.89)	0:38.98 [1] (0:12.40)	0:26.58 [1] (0:12.44)	0:14.14 [9] (0:14.14)	14.65L	0:38.98	-12

Scratched: The Claimant (#10)

[] Ranking at each section and finish
 -:-:- No data available at this section
 NA No data available

SCN Saddle cloth number
 DNF Did not finish
 DNT Did not track



Horse/Jockey Name	Philipsburg
Final Rank	1
Fastest Section Time (Section)	0:11.71 (400m)
Top Speed [km/h] (Section)	62.9 (400m)
Race State	Finished



Doomben QLD Professional



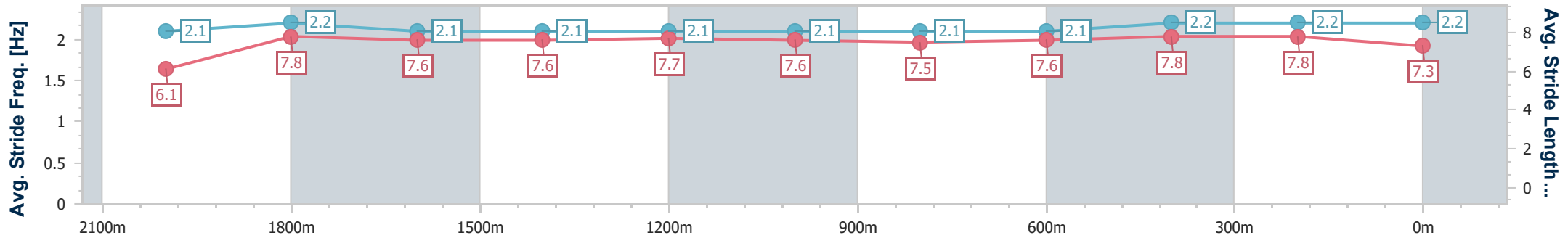
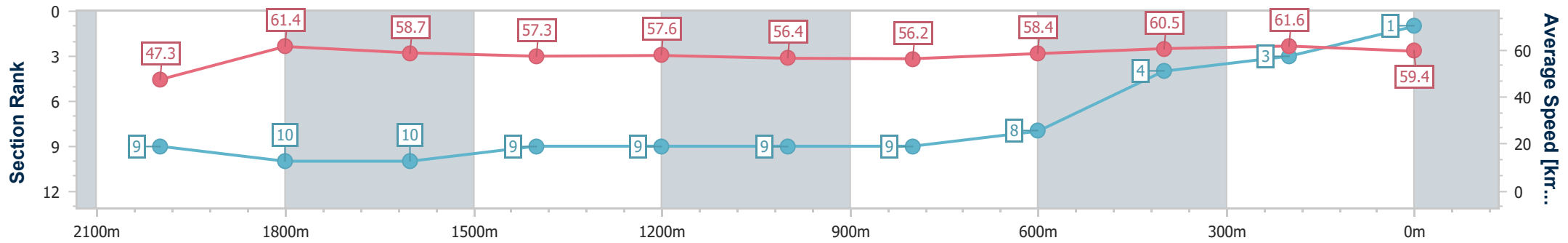
Race 2: BRC MEMBERSHIP BENCHMARK 80 Handicap - 2200m

12 April 2025 - 12:28

BRISBANE RACING CLUB

Track Rating: Soft 7, Weather: Overcast, Rail Position: +3m Entire

Section	Overall	2000m	1800m	1600m	1400m	1200m	1000m	800m	600m	400m	200m
Section Times	2:18.15 [1] (0:15.23)	2:02.92 [9] (0:11.75)	1:51.17 [10] (0:12.18)	1:38.99 [10] (0:12.49)	1:26.50 [9] (0:12.60)	1:13.90 [9] (0:12.75)	1:01.15 [9] (0:12.86)	0:48.29 [9] (0:12.46)	0:35.83 [8] (0:11.96)	0:23.87 [4] (0:11.71)	0:12.16 [3] (0:12.16)
Average Speed [km/h]	47.3	61.4	58.7	57.3	57.6	56.4	56.2	58.4	60.5	61.6	59.4
Top Speed [km/h]	60.7	62.2	61.3	57.9	58.7	56.9	56.8	60.3	61.6	62.9	60.5
Avg. Dist. to Rail [m]	3.1	0.8	1.0	0.6	0.7	1.8	1.8	2.0	1.1	2.5	8.2
Avg. Stride Freq. [Hz]	2.1	2.2	2.1	2.1	2.1	2.1	2.1	2.1	2.2	2.2	2.2
Avg. Stride Length [m]	6.1	7.8	7.6	7.6	7.7	7.6	7.5	7.6	7.8	7.8	7.3



- [] Ranking at each section and finish
- .-.- No data available at this section
- NA No data available



Horse/Jockey Name	So You Are
Final Rank	2
Fastest Section Time (Section)	0:11.34 (400m)
Top Speed [km/h] (Section)	65.0 (400m)
Race State	Finished



Doomben QLD Professional



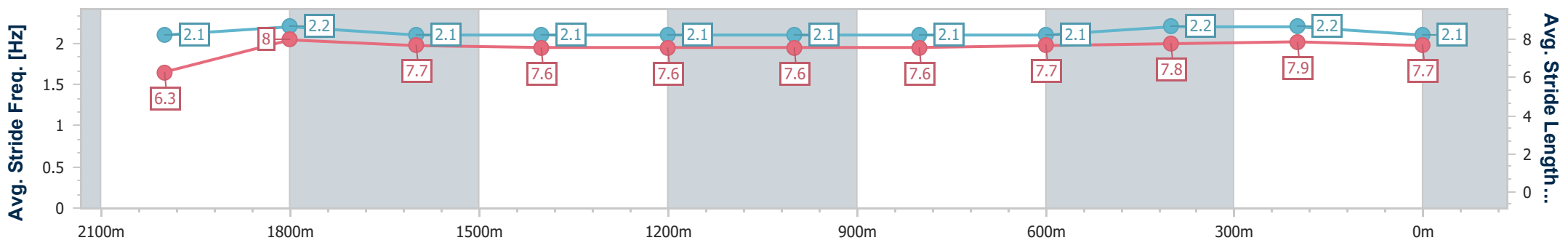
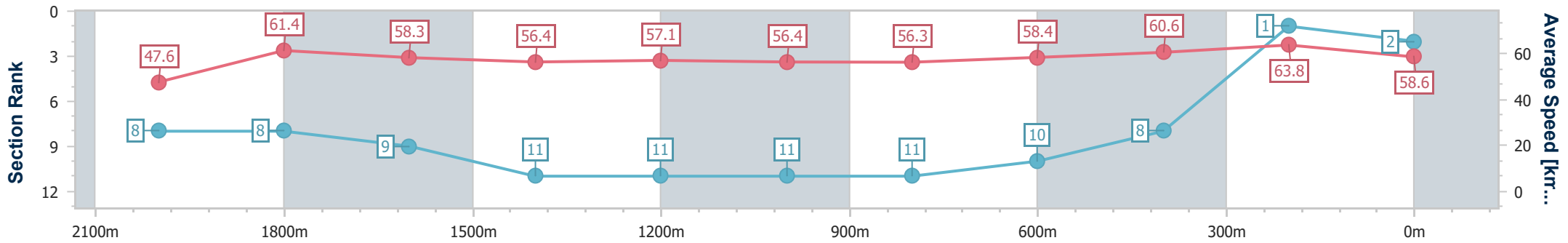
Race 2: BRC MEMBERSHIP BENCHMARK 80 Handicap - 2200m

12 April 2025 - 12:28

BRISBANE RACING CLUB

Track Rating: Soft 7, Weather: Overcast, Rail Position: +3m Entire

Section	Overall	2000m	1800m	1600m	1400m	1200m	1000m	800m	600m	400m	200m
Section Times	2:18.15 [2] (0:15.13)	2:03.02 [8] (0:11.73)	1:51.29 [8] (0:12.26)	1:39.03 [9] (0:12.73)	1:26.30 [11] (0:12.68)	1:13.62 [11] (0:12.73)	1:00.89 [11] (0:12.87)	0:48.02 [11] (0:12.40)	0:35.62 [10] (0:11.96)	0:23.66 [8] (0:11.34)	0:12.32 [1] (0:12.32)
Average Speed [km/h]	47.6	61.4	58.3	56.4	57.1	56.4	56.3	58.4	60.6	63.8	58.6
Top Speed [km/h]	61.7	62.0	60.9	57.9	58.4	57.4	57.4	60.0	62.5	65.0	63.4
Avg. Dist. to Rail [m]	4.2	0.6	1.3	0.5	0.6	1.6	1.6	1.6	1.5	3.8	7.8
Avg. Stride Freq. [Hz]	2.1	2.2	2.1	2.1	2.1	2.1	2.1	2.1	2.2	2.2	2.1
Avg. Stride Length [m]	6.3	8.0	7.7	7.6	7.6	7.6	7.6	7.7	7.8	7.9	7.7



- [] Ranking at each section and finish
- .-.- No data available at this section
- NA No data available



Horse/Jockey Name	Aiden
Final Rank	3
Fastest Section Time (Section)	0:11.51 (2000m)
Top Speed [km/h] (Section)	63.4 (400m)
Race State	Finished



Doomben QLD Professional



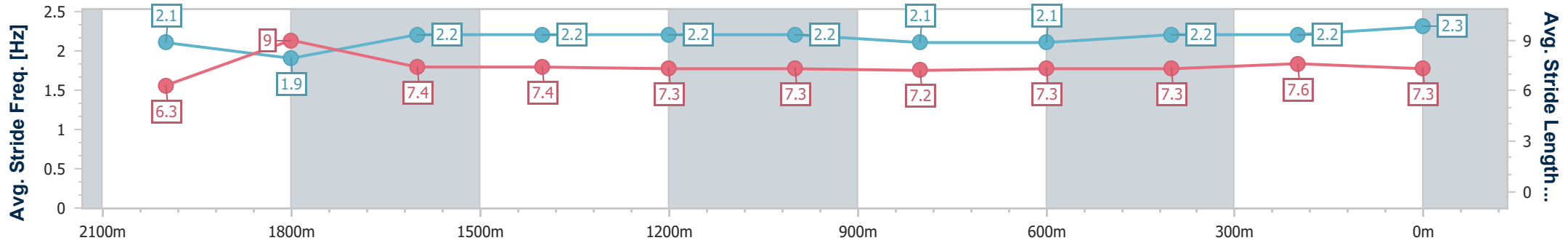
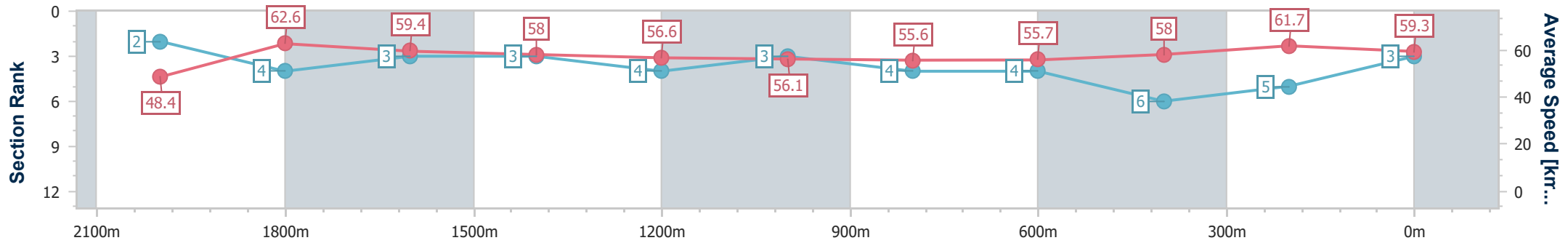
Race 2: BRC MEMBERSHIP BENCHMARK 80 Handicap - 2200m

12 April 2025 - 12:28

BRISBANE RACING CLUB

Track Rating: Soft 7, Weather: Overcast, Rail Position: +3m Entire

Section	Overall	2000m	1800m	1600m	1400m	1200m	1000m	800m	600m	400m	200m
Section Times	2:18.26 [3] (0:14.85)	2:03.41 [2] (0:11.51)	1:51.90 [4] (0:11.97)	1:39.93 [3] (0:12.35)	1:27.58 [3] (0:12.71)	1:14.87 [4] (0:12.83)	1:02.04 [3] (0:12.97)	0:49.07 [4] (0:12.88)	0:36.19 [4] (0:12.39)	0:23.80 [6] (0:11.69)	0:12.11 [5] (0:12.11)
Average Speed [km/h]	48.4	62.6	59.4	58.0	56.6	56.1	55.6	55.7	58.0	61.7	59.3
Top Speed [km/h]	63.0	63.0	62.9	58.7	57.9	57.0	57.0	57.8	59.2	63.4	61.3
Avg. Dist. to Rail [m]	1.2	0.7	2.2	1.2	0.4	1.2	0.8	0.2	0.7	1.7	2.8
Avg. Stride Freq. [Hz]	2.1	1.9	2.2	2.2	2.2	2.2	2.1	2.1	2.2	2.2	2.3
Avg. Stride Length [m]	6.3	9.0	7.4	7.4	7.3	7.3	7.2	7.3	7.3	7.6	7.3



- [] Ranking at each section and finish
- .-.- No data available at this section
- NA No data available



Horse/Jockey Name	Double Cherry
Final Rank	4
Fastest Section Time (Section)	0:11.56 (2000m)
Top Speed [km/h] (Section)	63.0 (2000m)
Race State	Finished



Doomben QLD Professional



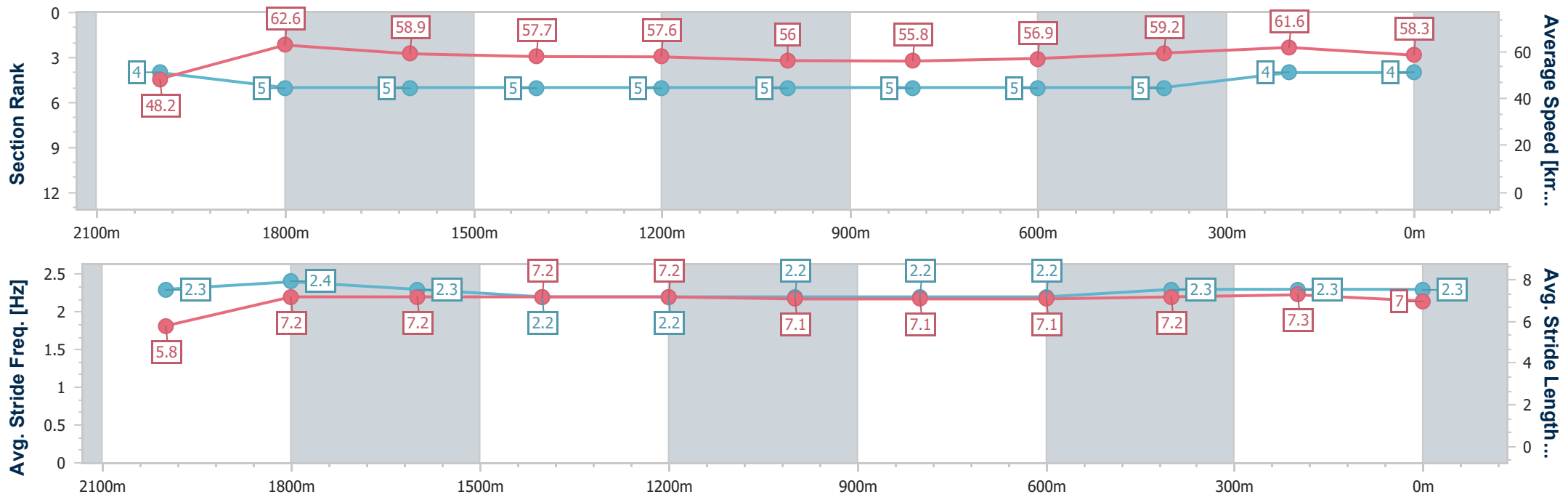
Race 2: BRC MEMBERSHIP BENCHMARK 80 Handicap - 2200m

12 April 2025 - 12:28

BRISBANE RACING CLUB

Track Rating: Soft 7, Weather: Overcast, Rail Position: +3m Entire

Section	Overall	2000m	1800m	1600m	1400m	1200m	1000m	800m	600m	400m	200m
Section Times	2:18.43 [4] (0:14.89)	2:03.54 [4] (0:11.56)	1:51.98 [5] (0:12.11)	1:39.87 [5] (0:12.46)	1:27.41 [5] (0:12.62)	1:14.79 [5] (0:12.84)	1:01.95 [5] (0:12.94)	0:49.01 [5] (0:12.73)	0:36.28 [5] (0:12.18)	0:24.10 [5] (0:11.76)	0:12.34 [4] (0:12.34)
Average Speed [km/h]	48.2	62.6	58.9	57.7	57.6	56.0	55.8	56.9	59.2	61.6	58.3
Top Speed [km/h]	62.0	63.0	62.5	58.6	59.1	57.1	56.9	58.6	60.7	62.1	61.2
Avg. Dist. to Rail [m]	2.3	0.6	1.4	0.7	1.2	1.5	1.1	1.0	0.8	1.8	2.8
Avg. Stride Freq. [Hz]	2.3	2.4	2.3	2.2	2.2	2.2	2.2	2.2	2.3	2.3	2.3
Avg. Stride Length [m]	5.8	7.2	7.2	7.2	7.2	7.1	7.1	7.1	7.2	7.3	7.0



- [] Ranking at each section and finish
- .-.- No data available at this section
- NA No data available



Horse/Jockey Name	Jack Duggan
Final Rank	5
Fastest Section Time (Section)	0:11.44 (2000m)
Top Speed [km/h] (Section)	64.1 (2000m)
Race State	Finished



Doomben QLD Professional



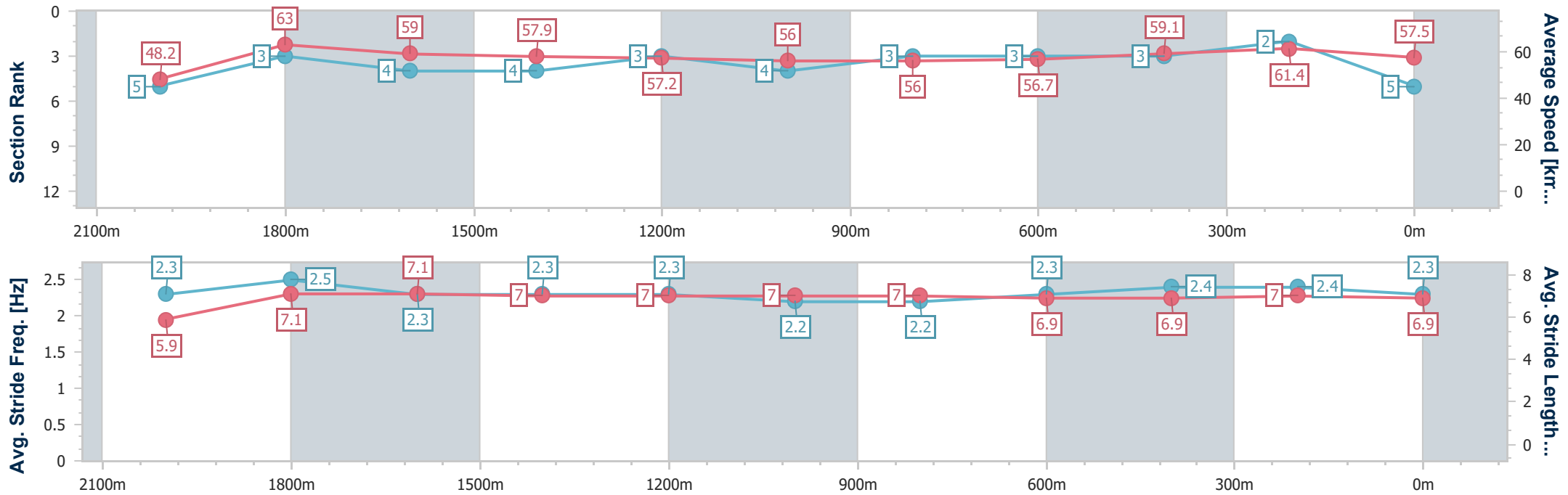
Race 2: BRC MEMBERSHIP BENCHMARK 80 Handicap - 2200m

12 April 2025 - 12:28

BRISBANE RACING CLUB

Track Rating: Soft 7, Weather: Overcast, Rail Position: +3m Entire

Section	Overall	2000m	1800m	1600m	1400m	1200m	1000m	800m	600m	400m	200m
Section Times	2:18.44 [5] (0:14.90)	2:03.54 [5] (0:11.44)	1:52.10 [3] (0:12.07)	1:40.03 [4] (0:12.41)	1:27.62 [4] (0:12.56)	1:15.06 [3] (0:12.89)	1:02.17 [4] (0:12.90)	0:49.27 [3] (0:12.77)	0:36.50 [3] (0:12.26)	0:24.24 [3] (0:11.72)	0:12.52 [2] (0:12.52)
Average Speed [km/h]	48.2	63.0	59.0	57.9	57.2	56.0	56.0	56.7	59.1	61.4	57.5
Top Speed [km/h]	63.2	64.1	62.9	58.5	58.2	57.3	56.8	57.9	61.5	62.8	59.6
Avg. Dist. to Rail [m]	3.9	0.7	1.7	0.5	0.3	1.4	1.2	1.4	0.9	2.9	4.7
Avg. Stride Freq. [Hz]	2.3	2.5	2.3	2.3	2.3	2.2	2.2	2.3	2.4	2.4	2.3
Avg. Stride Length [m]	5.9	7.1	7.1	7.0	7.0	7.0	7.0	6.9	6.9	7.0	6.9



- [] Ranking at each section and finish
- .-.- No data available at this section
- NA No data available



Horse/Jockey Name	Yet He Moves
Final Rank	6
Fastest Section Time (Section)	0:11.56 (2000m)
Top Speed [km/h] (Section)	64.0 (Overall)
Race State	Finished



Doomben QLD Professional



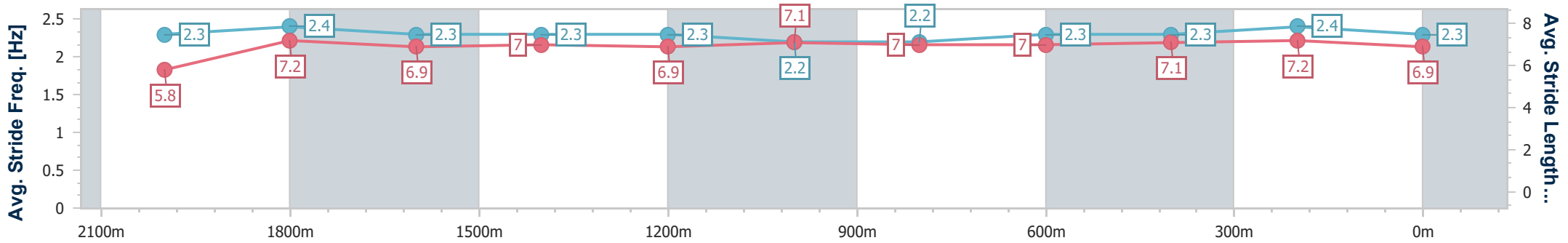
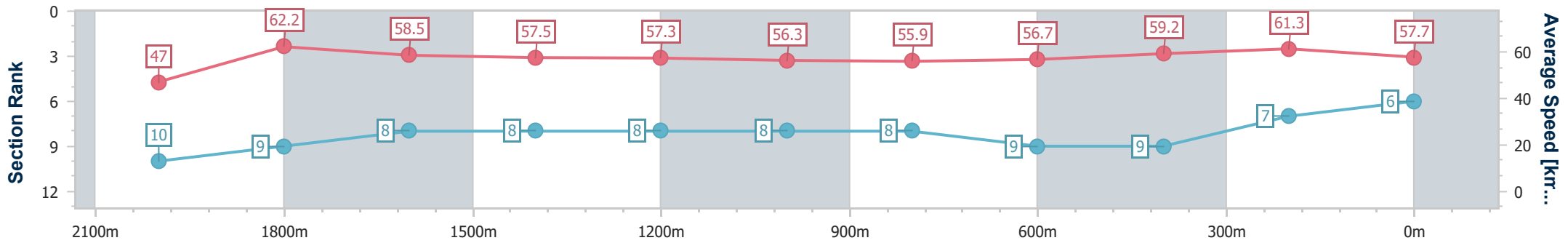
Race 2: BRC MEMBERSHIP BENCHMARK 80 Handicap - 2200m

12 April 2025 - 12:28

BRISBANE RACING CLUB

Track Rating: Soft 7, Weather: Overcast, Rail Position: +3m Entire

Section	Overall	2000m	1800m	1600m	1400m	1200m	1000m	800m	600m	400m	200m
Section Times	2:18.74 [6] (0:15.34)	2:03.40 [10] (0:11.56)	1:51.84 [9] (0:12.16)	1:39.68 [8] (0:12.48)	1:27.20 [8] (0:12.50)	1:14.70 [8] (0:12.78)	1:01.92 [8] (0:12.87)	0:49.05 [8] (0:12.75)	0:36.30 [9] (0:12.11)	0:24.19 [9] (0:11.70)	0:12.49 [7] (0:12.49)
Average Speed [km/h]	47.0	62.2	58.5	57.5	57.3	56.3	55.9	56.7	59.2	61.3	57.7
Top Speed [km/h]	64.0	63.9	61.7	58.0	58.8	57.3	57.0	60.9	60.7	63.4	62.1
Avg. Dist. to Rail [m]	5.0	1.5	2.0	1.6	0.7	0.7	0.6	0.7	0.9	1.0	0.9
Avg. Stride Freq. [Hz]	2.3	2.4	2.3	2.3	2.3	2.2	2.2	2.3	2.3	2.4	2.3
Avg. Stride Length [m]	5.8	7.2	6.9	7.0	6.9	7.1	7.0	7.0	7.1	7.2	6.9



- [] Ranking at each section and finish
- .-.- No data available at this section
- NA No data available



Horse/Jockey Name	Wapiti
Final Rank	7
Fastest Section Time (Section)	0:11.47 (2000m)
Top Speed [km/h] (Section)	63.3 (Overall)
Race State	Finished



Doomben QLD Professional



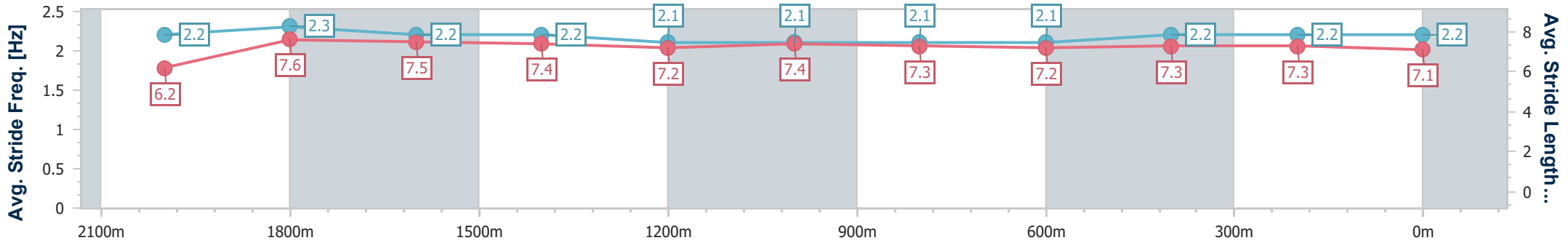
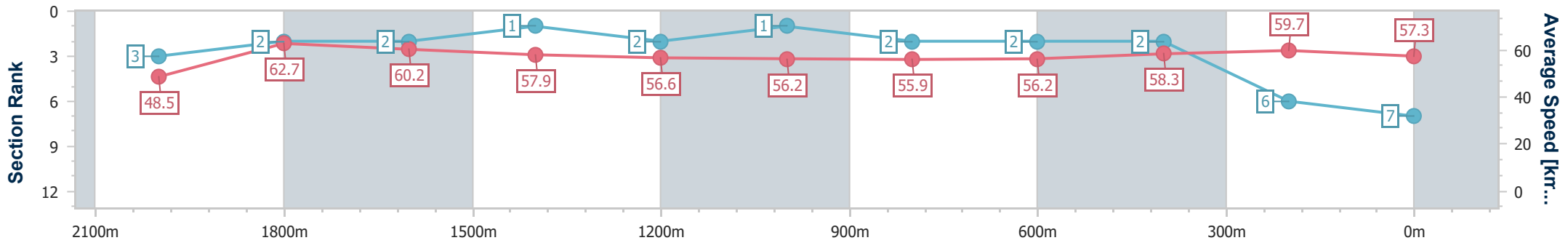
Race 2: BRC MEMBERSHIP BENCHMARK 80 Handicap - 2200m

12 April 2025 - 12:28

BRISBANE RACING CLUB

Track Rating: Soft 7, Weather: Overcast, Rail Position: +3m Entire

Section	Overall	2000m	1800m	1600m	1400m	1200m	1000m	800m	600m	400m	200m
Section Times	2:18.78 [7] (0:14.86)	2:03.92 [3] (0:11.47)	1:52.45 [2] (0:11.72)	1:40.73 [2] (0:12.32)	1:28.41 [1] (0:12.65)	1:15.76 [2] (0:12.84)	1:02.92 [1] (0:12.94)	0:49.98 [2] (0:12.95)	0:37.03 [2] (0:12.40)	0:24.63 [2] (0:12.05)	0:12.58 [6] (0:12.58)
Average Speed [km/h]	48.5	62.7	60.2	57.9	56.6	56.2	55.9	56.2	58.3	59.7	57.3
Top Speed [km/h]	63.3	63.2	62.9	58.2	57.6	56.6	56.6	57.3	59.3	60.4	59.1
Avg. Dist. to Rail [m]	9.2	2.8	2.9	2.9	0.9	1.7	1.4	2.0	1.1	0.4	1.0
Avg. Stride Freq. [Hz]	2.2	2.3	2.2	2.2	2.1	2.1	2.1	2.1	2.2	2.2	2.2
Avg. Stride Length [m]	6.2	7.6	7.5	7.4	7.2	7.4	7.3	7.2	7.3	7.3	7.1



- [] Ranking at each section and finish
- .-.- No data available at this section
- NA No data available



Horse/Jockey Name	Chassagne
Final Rank	8
Fastest Section Time (Section)	0:11.62 (2000m)
Top Speed [km/h] (Section)	62.9 (2000m)
Race State	Finished



Doomben QLD Professional



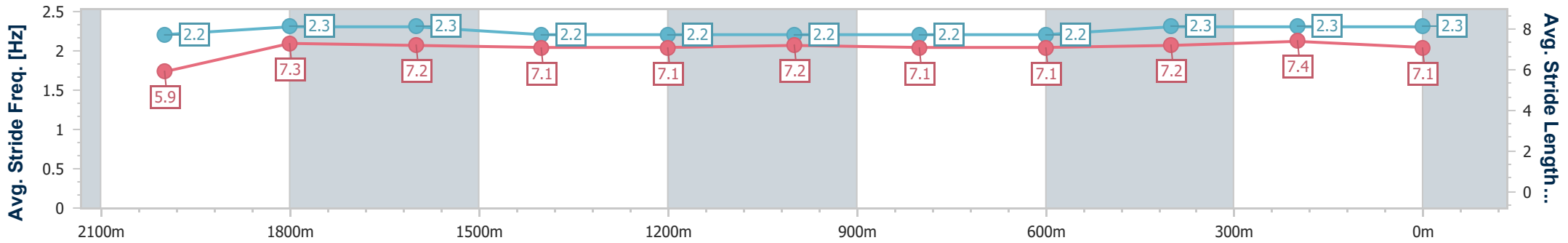
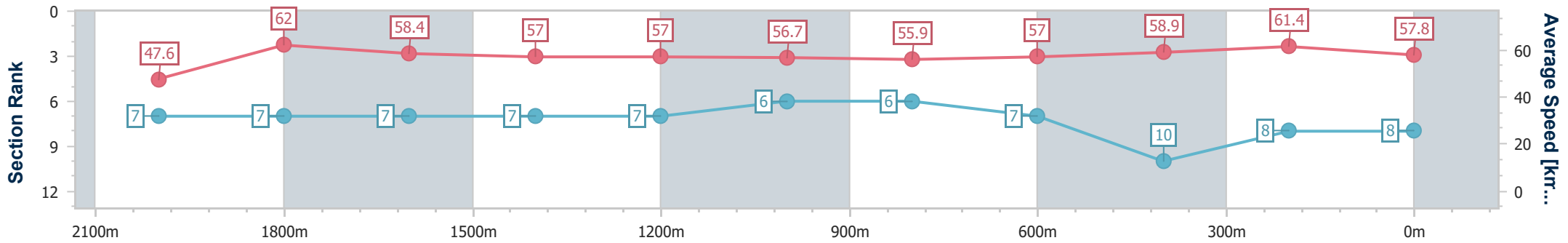
Race 2: BRC MEMBERSHIP BENCHMARK 80 Handicap - 2200m

12 April 2025 - 12:28

BRISBANE RACING CLUB

Track Rating: Soft 7, Weather: Overcast, Rail Position: +3m Entire

Section	Overall	2000m	1800m	1600m	1400m	1200m	1000m	800m	600m	400m	200m
Section Times	2:18.82 [8] (0:15.12)	2:03.70 [7] (0:11.62)	1:52.08 [7] (0:12.19)	1:39.89 [7] (0:12.51)	1:27.38 [7] (0:12.53)	1:14.85 [7] (0:12.69)	1:02.16 [6] (0:12.91)	0:49.25 [6] (0:12.67)	0:36.58 [7] (0:12.34)	0:24.24 [10] (0:11.78)	0:12.46 [8] (0:12.46)
Average Speed [km/h]	47.6	62.0	58.4	57.0	57.0	56.7	55.9	57.0	58.9	61.4	57.8
Top Speed [km/h]	62.6	62.9	61.0	57.9	58.8	58.2	57.1	59.1	60.0	62.4	62.0
Avg. Dist. to Rail [m]	2.2	1.2	2.1	2.0	1.2	0.3	0.4	0.8	1.8	3.5	5.6
Avg. Stride Freq. [Hz]	2.2	2.3	2.3	2.2	2.2	2.2	2.2	2.2	2.3	2.3	2.3
Avg. Stride Length [m]	5.9	7.3	7.2	7.1	7.1	7.2	7.1	7.1	7.2	7.4	7.1



- [] Ranking at each section and finish
- .-.- No data available at this section
- NA No data available



Horse/Jockey Name	Scarlet Prince
Final Rank	9
Fastest Section Time (Section)	0:11.68 (2000m)
Top Speed [km/h] (Section)	61.8 (2000m)
Race State	Finished



Doomben QLD Professional



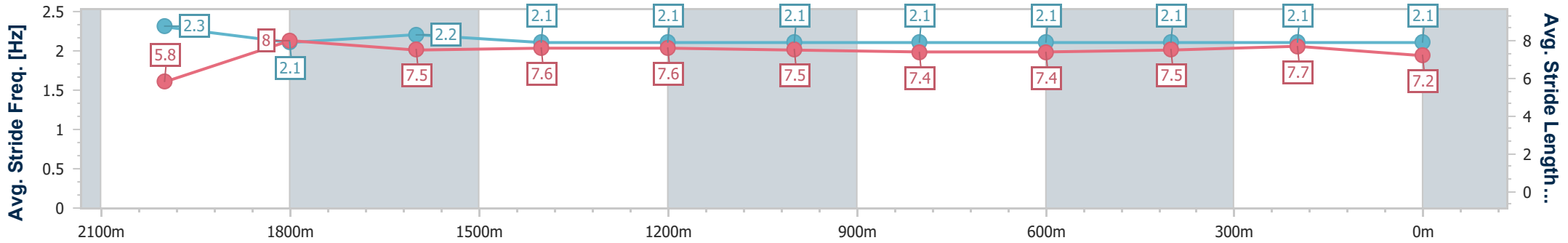
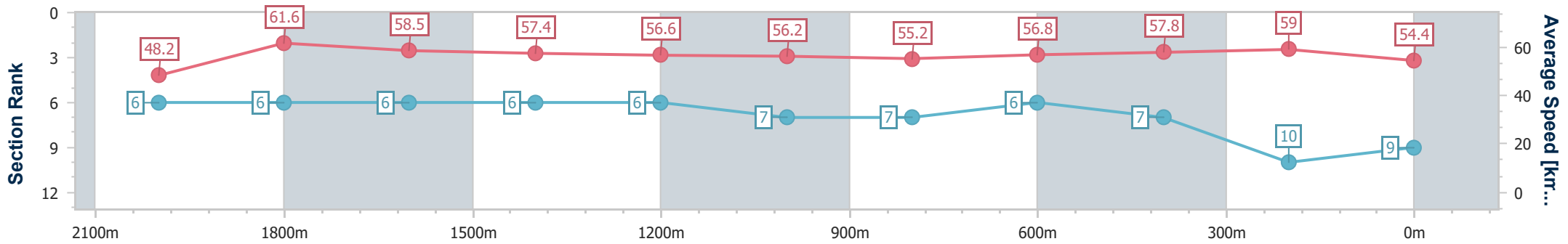
Race 2: BRC MEMBERSHIP BENCHMARK 80 Handicap - 2200m

12 April 2025 - 12:28

BRISBANE RACING CLUB

Track Rating: Soft 7, Weather: Overcast, Rail Position: +3m Entire

Section	Overall	2000m	1800m	1600m	1400m	1200m	1000m	800m	600m	400m	200m
Section Times	2:19.88 [9] (0:14.96)	2:04.92 [6] (0:11.68)	1:53.24 [6] (0:12.08)	1:41.16 [6] (0:12.40)	1:28.76 [6] (0:12.72)	1:16.04 [6] (0:12.84)	1:03.20 [7] (0:13.01)	0:50.19 [7] (0:12.53)	0:37.66 [6] (0:12.25)	0:25.41 [7] (0:12.17)	0:13.24 [10] (0:13.24)
Average Speed [km/h]	48.2	61.6	58.5	57.4	56.6	56.2	55.2	56.8	57.8	59.0	54.4
Top Speed [km/h]	61.5	61.8	61.2	58.0	58.7	57.0	56.5	58.0	58.5	60.1	57.6
Avg. Dist. to Rail [m]	1.8	2.3	3.2	2.1	0.4	1.6	1.5	2.6	2.7	1.1	2.1
Avg. Stride Freq. [Hz]	2.3	2.1	2.2	2.1	2.1	2.1	2.1	2.1	2.1	2.1	2.1
Avg. Stride Length [m]	5.8	8.0	7.5	7.6	7.6	7.5	7.4	7.4	7.5	7.7	7.2



- [] Ranking at each section and finish
- .-.- No data available at this section
- NA No data available



Horse/Jockey Name	Roller Coaster
Final Rank	10
Fastest Section Time (Section)	0:11.95 (2000m)
Top Speed [km/h] (Section)	61.9 (2000m)
Race State	Finished



Doomben QLD Professional



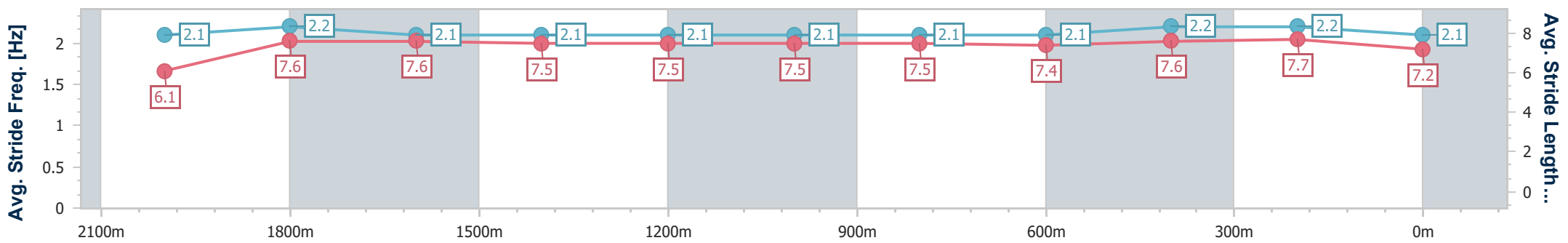
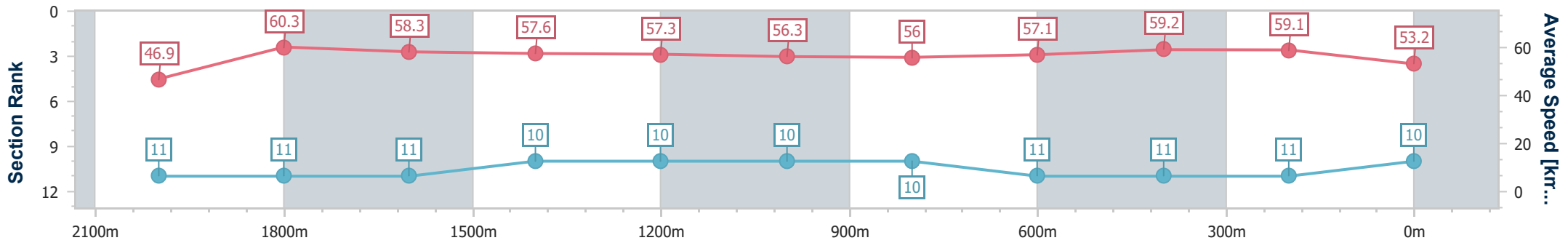
Race 2: BRC MEMBERSHIP BENCHMARK 80 Handicap - 2200m

12 April 2025 - 12:28

BRISBANE RACING CLUB

Track Rating: Soft 7, Weather: Overcast, Rail Position: +3m Entire

Section	Overall	2000m	1800m	1600m	1400m	1200m	1000m	800m	600m	400m	200m
Section Times	2:20.45 [10] (0:15.38)	2:05.07 [11] (0:11.95)	1:53.12 [11] (0:12.09)	1:41.03 [11] (0:12.40)	1:28.63 [10] (0:12.53)	1:16.10 [10] (0:12.79)	1:03.31 [10] (0:12.86)	0:50.45 [10] (0:12.64)	0:37.81 [11] (0:12.11)	0:25.70 [11] (0:12.16)	0:13.54 [11] (0:13.54)
Average Speed [km/h]	46.9	60.3	58.3	57.6	57.3	56.3	56.0	57.1	59.2	59.1	53.2
Top Speed [km/h]	61.8	61.9	60.0	59.6	59.4	57.0	57.1	59.3	60.1	59.9	56.8
Avg. Dist. to Rail [m]	7.7	1.1	3.9	1.9	0.4	1.1	0.7	0.5	0.5	0.4	0.8
Avg. Stride Freq. [Hz]	2.1	2.2	2.1	2.1	2.1	2.1	2.1	2.1	2.2	2.2	2.1
Avg. Stride Length [m]	6.1	7.6	7.6	7.5	7.5	7.5	7.5	7.4	7.6	7.7	7.2



- [] Ranking at each section and finish
- .-.- No data available at this section
- NA No data available



Horse/Jockey Name	Arizona Dreaming
Final Rank	11
Fastest Section Time (Section)	0:11.40 (2000m)
Top Speed [km/h] (Section)	63.9 (2000m)
Race State	Finished



Doomben QLD Professional



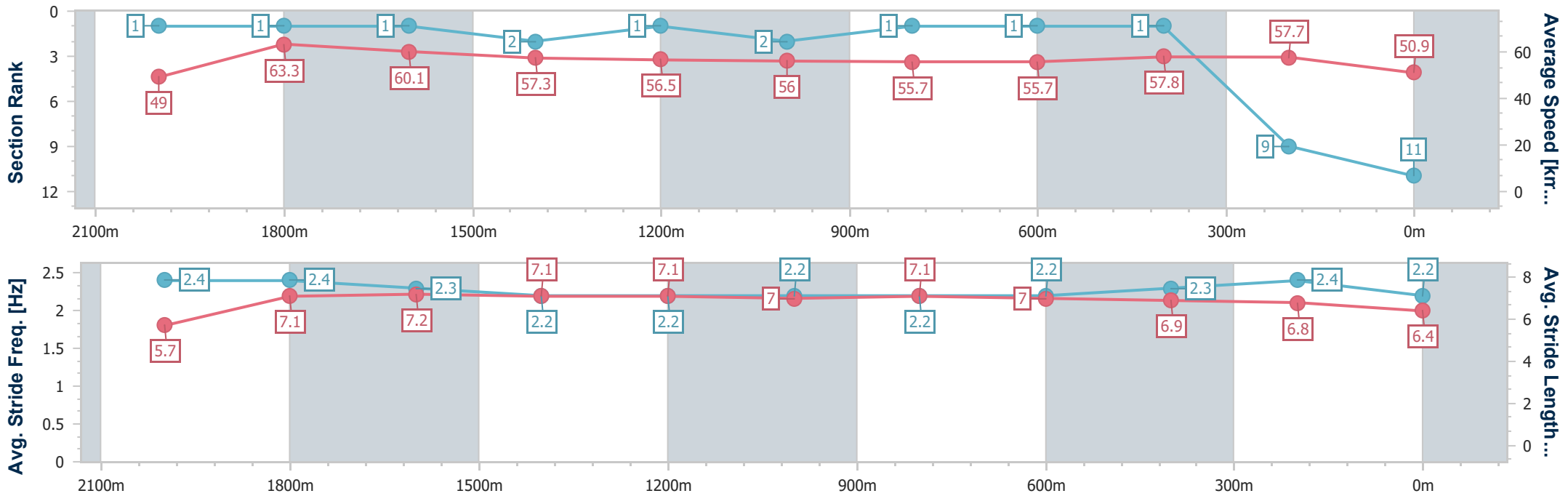
Race 2: BRC MEMBERSHIP BENCHMARK 80 Handicap - 2200m

12 April 2025 - 12:28

BRISBANE RACING CLUB

Track Rating: Soft 7, Weather: Overcast, Rail Position: +3m Entire

Section	Overall	2000m	1800m	1600m	1400m	1200m	1000m	800m	600m	400m	200m
Section Times	2:20.64 [11] (0:14.74)	2:05.90 [1] (0:11.40)	1:54.50 [1] (0:11.76)	1:42.74 [1] (0:12.48)	1:30.26 [2] (0:12.63)	1:17.63 [1] (0:12.89)	1:04.74 [2] (0:12.87)	0:51.87 [1] (0:12.89)	0:38.98 [1] (0:12.40)	0:26.58 [1] (0:12.44)	0:14.14 [9] (0:14.14)
Average Speed [km/h]	49.0	63.3	60.1	57.3	56.5	56.0	55.7	55.7	57.8	57.7	50.9
Top Speed [km/h]	63.8	63.9	63.9	57.6	57.3	56.7	57.4	57.1	59.5	59.3	55.6
Avg. Dist. to Rail [m]	8.3	3.4	2.4	1.9	1.0	0.2	0.4	0.5	0.8	1.6	1.5
Avg. Stride Freq. [Hz]	2.4	2.4	2.3	2.2	2.2	2.2	2.2	2.2	2.3	2.4	2.2
Avg. Stride Length [m]	5.7	7.1	7.2	7.1	7.1	7.0	7.1	7.0	6.9	6.8	6.4



- [] Ranking at each section and finish
- .-.- No data available at this section
- NA No data available



Doomben QLD Professional

Race 3: PRECISION GROUP BENCHMARK 70 Handicap - 1615m

12 April 2025 - 13:03



BRISBANE
RACING CLUB

Track Rating: Soft 6, Weather: Overcast, Rail Position: +3m Entire

Section														
Field Times	Overall	1400m	1200m	1000m	800m	600m	400m	Last 600m						
	1:40.43 (0:15.22)	1:25.21 (0:11.75)	1:13.46 (0:12.28)	1:01.18 (0:12.10)	0:49.08 (0:12.28)	0:36.80 (0:12.16)	0:24.64 (0:11.91)	0:36.80						
Rank	TAB	Horse/Jockey	Barrier	Top Speed [km/h]	Fastest Section	Overall	1400m	1200m	1000m	800m	600m	400m	Last 600m	Distance Travelled [m]
1	10	JUMEIRAH BEACH Damien Thornton	9	63.4 400m	0:11.54 400m	1:40.43 [1] (0:16.10)	1:24.33 [9] (0:11.99)	1:12.34 [9] (0:12.28)	1:00.06 [9] (0:12.07)	0:47.99 [10] (0:11.83)	0:36.16 [8] (0:11.89)	0:24.27 [5] (0:11.54)	0:36.16	
2	9	KAIHOKO Cejay Graham	1	61.9 1400m	0:11.84 600m	1:40.72 [2] (0:15.30)	1:25.42 [2] (0:11.92)	1:13.50 [3] (0:12.37)	1:01.13 [4] (0:12.05)	0:49.08 [3] (0:12.34)	0:36.74 [3] (0:11.84)	0:24.90 [2] (0:11.98)	0:36.74	-2
3	1	THE RIGHT WAY Emily Lang	4	64.2 Overall	0:11.75 1400m	1:41.03 [3] (0:15.22)	1:25.81 [1] (0:11.75)	1:14.06 [1] (0:12.28)	1:01.78 [1] (0:12.16)	0:49.62 [2] (0:12.42)	0:37.20 [2] (0:12.09)	0:25.11 [3] (0:12.06)	0:37.20	-1
4	5	NOBLE CONQUEROR Ryan Maloney	3	62.7 1400m	0:11.90 400m	1:41.06 [4] (0:15.74)	1:25.32 [7] (0:12.01)	1:13.31 [8] (0:12.28)	1:01.03 [8] (0:12.19)	0:48.84 [8] (0:12.01)	0:36.83 [7] (0:12.22)	0:24.61 [9] (0:11.90)	0:36.83	+10
5	7	RING BEARER Cody Collis	2	61.9 400m	0:11.87 400m	1:41.12 [5] (0:15.45)	1:25.67 [5] (0:12.04)	1:13.63 [6] (0:12.36)	1:01.27 [6] (0:12.23)	0:49.04 [7] (0:12.32)	0:36.72 [10] (0:12.16)	0:24.56 [10] (0:11.87)	0:36.72	+7
6	12	CARPACCIO Martin Harley	6	64.0 1400m	0:11.73 1400m	1:41.16 [6] (0:15.32)	1:25.84 [3] (0:11.73)	1:14.11 [2] (0:12.25)	1:01.86 [2] (0:12.05)	0:49.81 [1] (0:12.28)	0:37.53 [1] (0:12.16)	0:25.37 [1] (0:12.04)	0:37.53	+1
7	15	SHE'S GOT VEUVE Kyle Wilson-Taylor	8	61.8 Overall	0:11.89 1400m	1:41.69 [7] (0:15.78)	1:25.91 [8] (0:11.89)	1:14.02 [7] (0:12.31)	1:01.71 [7] (0:12.08)	0:49.63 [6] (0:12.15)	0:37.48 [6] (0:12.09)	0:25.39 [6] (0:12.07)	0:37.48	-6
8	13	SPILL THE SECRET Angela Jones	7	65.2 1400m	0:11.73 1400m	1:41.72 [8] (0:15.70)	1:26.02 [6] (0:11.73)	1:14.29 [5] (0:12.24)	1:02.05 [5] (0:12.22)	0:49.83 [5] (0:12.22)	0:37.61 [5] (0:12.24)	0:25.37 [7] (0:12.21)	0:37.61	+10
9	11	ALLHALLOWTIDE Andrew Mallyon	5	64.4 1400m	0:11.84 1400m	1:41.89 [9] (0:15.40)	1:26.49 [4] (0:11.84)	1:14.65 [4] (0:12.34)	1:02.31 [3] (0:12.13)	0:50.18 [4] (0:12.36)	0:37.82 [4] (0:12.05)	0:25.77 [4] (0:12.20)	0:37.82	+5
10	8	VIVENZO Tahlia Fenlon	10	64.0 1400m	0:11.87 800m	1:42.38 [10] (0:16.35)	1:26.03 [10] (0:12.00)	1:14.03 [10] (0:12.06)	1:01.97 [10] (0:12.01)	0:49.96 [9] (0:11.87)	0:38.09 [9] (0:12.09)	0:26.00 [8] (0:12.35)	0:38.09	+10

Scratched: Tyndrum Gold (#2), Sizzling Gal (#3), Demon Darb (#4), More Trouble (#6), Ambassadors (#14)

[] Ranking at each section and finish
 -:-:- No data available at this section
 NA No data available

SCN Saddle cloth number
 DNF Did not finish
 DNT Did not track



Doomben QLD Professional

Race 3: PRECISION GROUP BENCHMARK 70 Handicap - 1615m

12 April 2025 - 13:03



BRISBANE
RACING CLUB

Track Rating: Soft 6, Weather: Overcast, Rail Position: +3m Entire

Section				200m				Last 600m	
Field Times				0:12.73 (0:12.73)				0:36.80	
Rank	TAB	Horse/Jockey	Barrier	Top Speed [km/h]	Fastest Section	Margin			Distance Travelled [m]
1	10	JUMEIRAH BEACH Damien Thornton	9	63.4 400m	0:11.54 400m	0:12.73 [1] (0:12.73)	1:40.43		0:36.16
2	9	KAIHOKO Cejay Graham	1	61.9 1400m	0:11.84 600m	0:12.92 [2] (0:12.92)	1.74L		0:36.74 -2
3	1	THE RIGHT WAY Emily Lang	4	64.2 Overall	0:11.75 1400m	0:13.05 [4] (0:13.05)	3.56L		0:37.20 -1
4	5	NOBLE CONQUEROR Ryan Maloney	3	62.7 1400m	0:11.90 400m	0:12.71 [6] (0:12.71)	3.73L		0:36.83 +10
5	7	RING BEARER Cody Collis	2	61.9 400m	0:11.87 400m	0:12.69 [8] (0:12.69)	4.06L		0:36.72 +7
6	12	CARPACCIO Martin Harley	6	64.0 1400m	0:11.73 1400m	0:13.33 [3] (0:13.33)	4.28L		0:37.53 +1
7	15	SHE'S GOT VEUVE Kyle Wilson-Taylor	8	61.8 Overall	0:11.89 1400m	0:13.32 [7] (0:13.32)	7.44L		0:37.48 -6
8	13	SPILL THE SECRET Angela Jones	7	65.2 1400m	0:11.73 1400m	0:13.16 [9] (0:13.16)	7.62L		0:37.61 +10
9	11	ALLHALLOWTIDE Andrew Mallyon	5	64.4 1400m	0:11.84 1400m	0:13.57 [5] (0:13.57)	8.6L		0:37.82 +5
10	8	VIVENZO Tahlia Fenlon	10	64.0 1400m	0:11.87 800m	0:13.65 [10] (0:13.65)	11.48L		0:38.09 +10

Scratched: Tyndrum Gold (#2), Sizzling Gal (#3), Demon Darb (#4), More Trouble (#6), Ambassadors (#14)

Report Created: Sat 12 April 2025 13:40 GMT+10 (Note: Timing is based on position data)

Page 2/12

[] Ranking at each section and finish
 -:-:- No data available at this section
 NA No data available

SCN Saddle cloth number
 DNF Did not finish
 DNT Did not track

data processed by  TRIPLESDATA



Horse/Jockey Name	Jumeirah Beach
Final Rank	1
Fastest Section Time (Section)	0:11.54 (400m)
Top Speed [km/h] (Section)	63.4 (400m)
Race State	Finished



Doomben QLD Professional
Race 3: PRECISION GROUP BENCHMARK 70 Handicap - 1615m

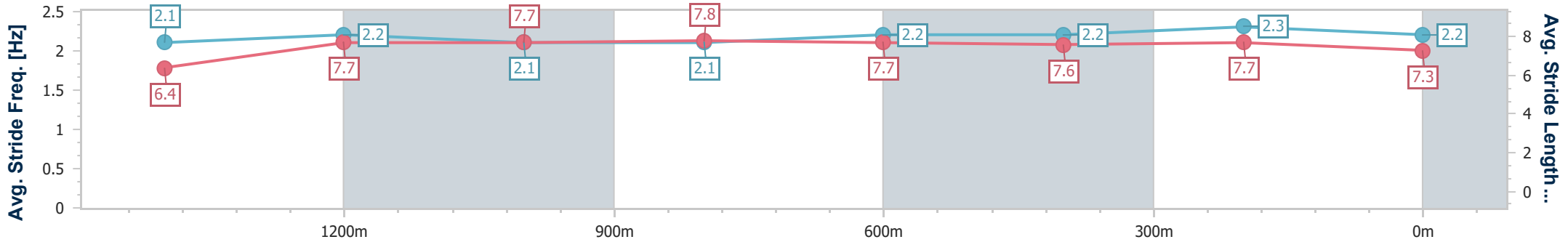
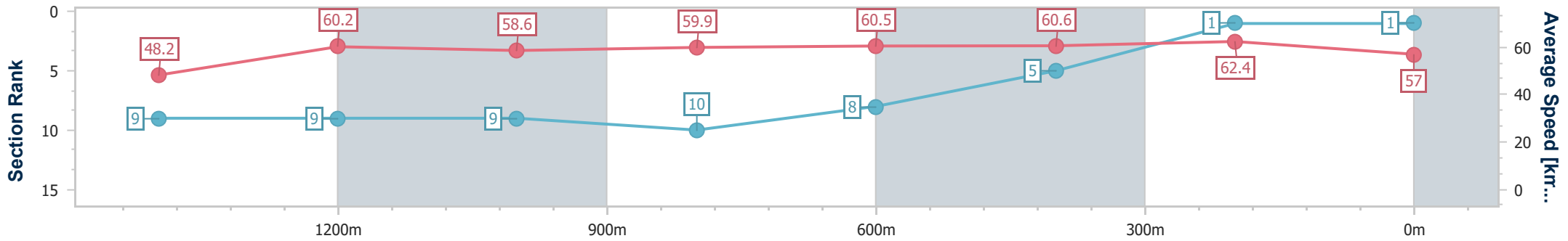
12 April 2025 - 13:03

Track Rating: Soft 6, Weather: Overcast, Rail Position: +3m Entire



BRISBANE
RACING CLUB

Section	Overall	1400m	1200m	1000m	800m	600m	400m	200m
Section Times	1:40.43 [1] (0:16.10)	1:24.33 [9] (0:11.99)	1:12.34 [9] (0:12.28)	1:00.06 [9] (0:12.07)	0:47.99 [10] (0:11.83)	0:36.16 [8] (0:11.89)	0:24.27 [5] (0:11.54)	0:12.73 [1] (0:12.73)
Average Speed [km/h]	48.2	60.2	58.6	59.9	60.5	60.6	62.4	57.0
Top Speed [km/h]	62.5	62.7	59.3	60.9	62.4	62.5	63.4	60.4
Avg. Dist. to Rail [m]	5.3	0.6	1.2	1.1	0.4	0.2	0.8	0.7
Avg. Stride Freq. [Hz]	2.1	2.2	2.1	2.1	2.2	2.2	2.3	2.2
Avg. Stride Length [m]	6.4	7.7	7.7	7.8	7.7	7.6	7.7	7.3



- [] Ranking at each section and finish
- .-.- No data available at this section
- NA No data available



Horse/Jockey Name	Kaihoko
Final Rank	2
Fastest Section Time (Section)	0:11.84 (600m)
Top Speed [km/h] (Section)	61.9 (1400m)
Race State	Finished



Doomben QLD Professional
Race 3: PRECISION GROUP BENCHMARK 70 Handicap - 1615m

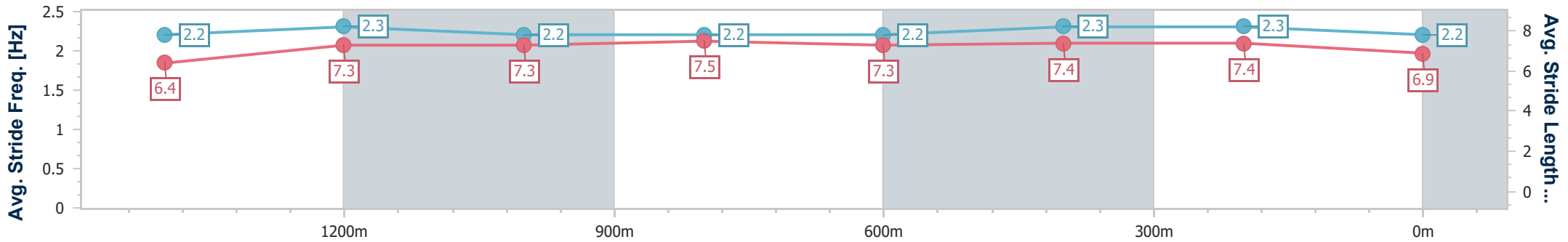
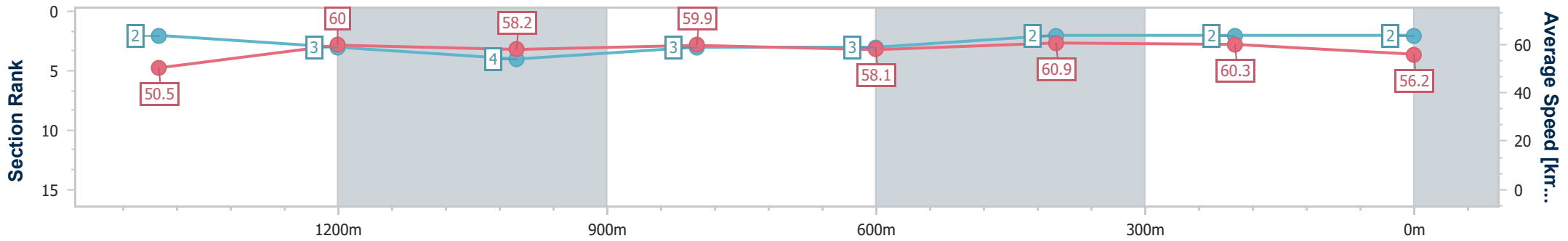
12 April 2025 - 13:03

Track Rating: Soft 6, Weather: Overcast, Rail Position: +3m Entire



BRISBANE
RACING CLUB

Section	Overall	1400m	1200m	1000m	800m	600m	400m	200m
Section Times	1:40.72 [2] (0:15.30)	1:25.42 [2] (0:11.92)	1:13.50 [3] (0:12.37)	1:01.13 [4] (0:12.05)	0:49.08 [3] (0:12.34)	0:36.74 [3] (0:11.84)	0:24.90 [2] (0:11.98)	0:12.92 [2] (0:12.92)
Average Speed [km/h]	50.5	60.0	58.2	59.9	58.1	60.9	60.3	56.2
Top Speed [km/h]	61.7	61.9	59.6	60.1	59.9	61.4	61.5	58.7
Avg. Dist. to Rail [m]	1.2	0.7	0.4	0.4	0.4	0.1	2.8	3.3
Avg. Stride Freq. [Hz]	2.2	2.3	2.2	2.2	2.2	2.3	2.3	2.2
Avg. Stride Length [m]	6.4	7.3	7.3	7.5	7.3	7.4	7.4	6.9



- [] Ranking at each section and finish
- .-.- No data available at this section
- NA No data available



Horse/Jockey Name	The Right Way
Final Rank	3
Fastest Section Time (Section)	0:11.75 (1400m)
Top Speed [km/h] (Section)	64.2 (Overall)
Race State	Finished



Doomben QLD Professional
Race 3: PRECISION GROUP BENCHMARK 70 Handicap - 1615m

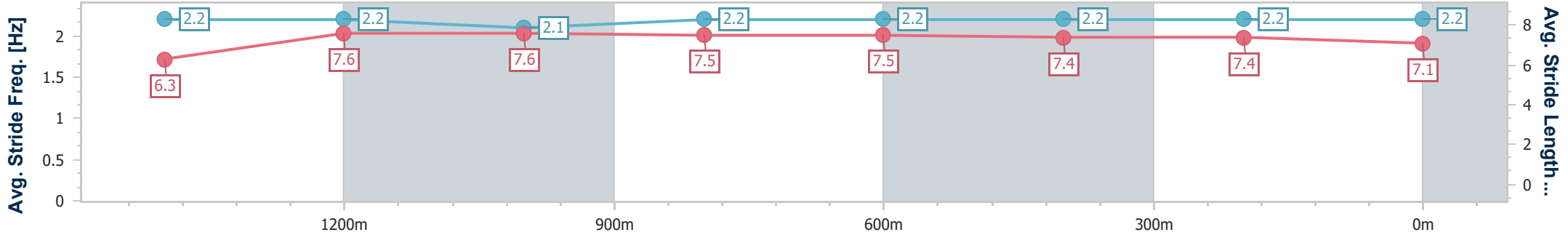
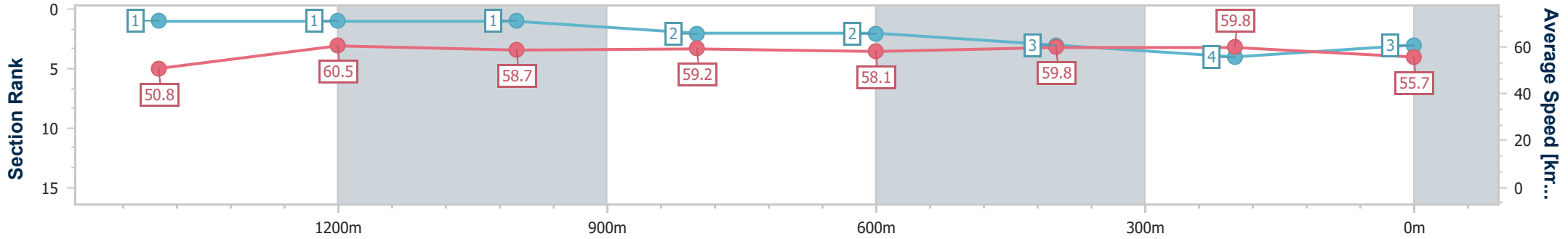
12 April 2025 - 13:03

Track Rating: Soft 6, Weather: Overcast, Rail Position: +3m Entire



BRISBANE
RACING CLUB

Section	Overall	1400m	1200m	1000m	800m	600m	400m	200m
Section Times	1:41.03 [3] (0:15.22)	1:25.81 [1] (0:11.75)	1:14.06 [1] (0:12.28)	1:01.78 [1] (0:12.16)	0:49.62 [2] (0:12.42)	0:37.20 [2] (0:12.09)	0:25.11 [3] (0:12.06)	0:13.05 [4] (0:13.05)
Average Speed [km/h]	50.8	60.5	58.7	59.2	58.1	59.8	59.8	55.7
Top Speed [km/h]	64.2	62.9	59.3	60.6	58.6	60.6	60.7	58.0
Avg. Dist. to Rail [m]	1.3	1.9	0.5	0.7	0.2	0.5	3.4	5.8
Avg. Stride Freq. [Hz]	2.2	2.2	2.1	2.2	2.2	2.2	2.2	2.2
Avg. Stride Length [m]	6.3	7.6	7.6	7.5	7.5	7.4	7.4	7.1



- [] Ranking at each section and finish
- .-.- No data available at this section
- NA No data available



Horse/Jockey Name	Noble Conqueror
Final Rank	4
Fastest Section Time (Section)	0:11.90 (400m)
Top Speed [km/h] (Section)	62.7 (1400m)
Race State	Finished



Doomben QLD Professional
Race 3: PRECISION GROUP BENCHMARK 70 Handicap - 1615m

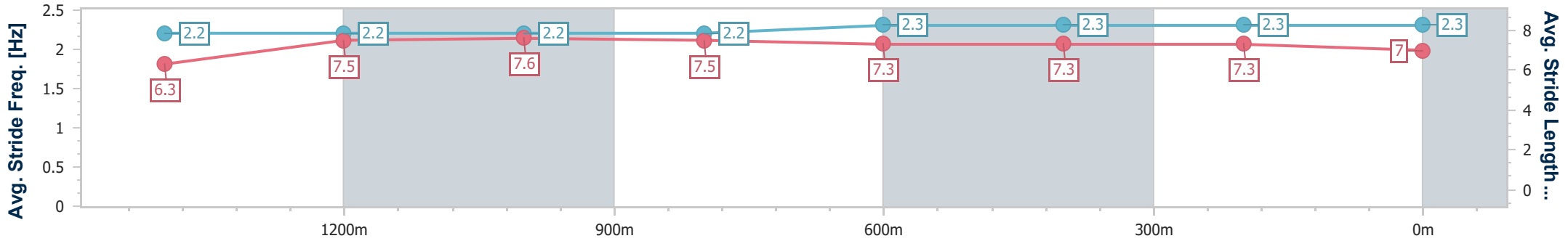
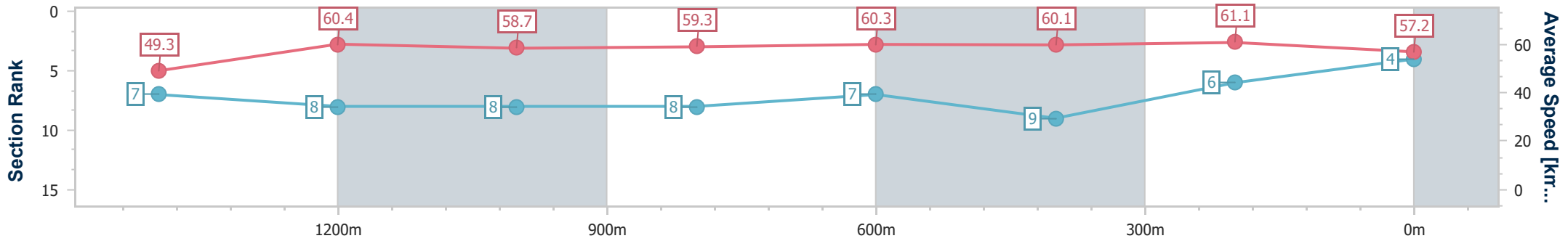
12 April 2025 - 13:03

Track Rating: Soft 6, Weather: Overcast, Rail Position: +3m Entire



BRISBANE
RACING CLUB

Section	Overall	1400m	1200m	1000m	800m	600m	400m	200m
Section Times	1:41.06 [4] (0:15.74)	1:25.32 [7] (0:12.01)	1:13.31 [8] (0:12.28)	1:01.03 [8] (0:12.19)	0:48.84 [8] (0:12.01)	0:36.83 [7] (0:12.22)	0:24.61 [9] (0:11.90)	0:12.71 [6] (0:12.71)
Average Speed [km/h]	49.3	60.4	58.7	59.3	60.3	60.1	61.1	57.2
Top Speed [km/h]	62.3	62.7	59.3	60.0	62.1	61.5	62.4	59.3
Avg. Dist. to Rail [m]	1.9	1.3	2.2	1.6	1.6	3.0	6.3	6.0
Avg. Stride Freq. [Hz]	2.2	2.2	2.2	2.2	2.3	2.3	2.3	2.3
Avg. Stride Length [m]	6.3	7.5	7.6	7.5	7.3	7.3	7.3	7.0



- [] Ranking at each section and finish
- .-.- No data available at this section
- NA No data available



Horse/Jockey Name	Ring Bearer
Final Rank	5
Fastest Section Time (Section)	0:11.87 (400m)
Top Speed [km/h] (Section)	61.9 (400m)
Race State	Finished



Doomben QLD Professional
Race 3: PRECISION GROUP BENCHMARK 70 Handicap - 1615m

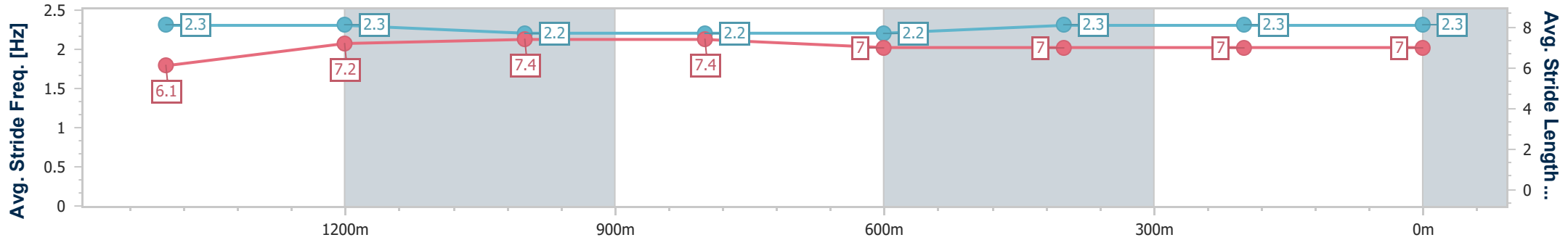
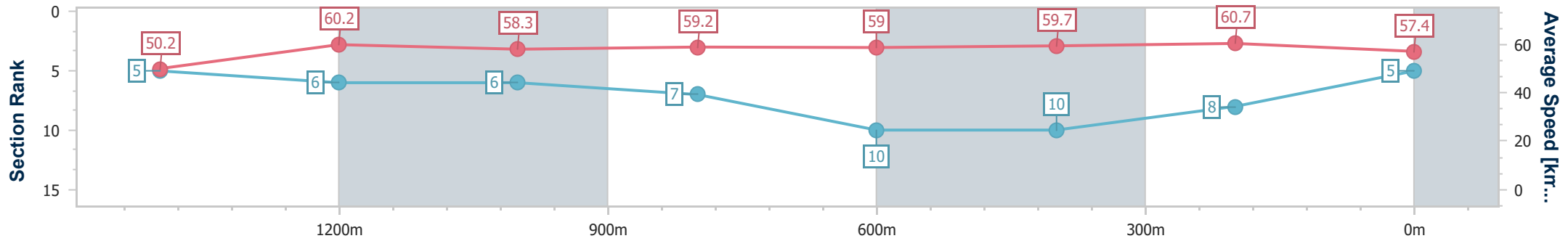
12 April 2025 - 13:03

Track Rating: Soft 6, Weather: Overcast, Rail Position: +3m Entire



BRISBANE
RACING CLUB

Section	Overall	1400m	1200m	1000m	800m	600m	400m	200m
Section Times	1:41.12 [5] (0:15.45)	1:25.67 [5] (0:12.04)	1:13.63 [6] (0:12.36)	1:01.27 [6] (0:12.23)	0:49.04 [7] (0:12.32)	0:36.72 [10] (0:12.16)	0:24.56 [10] (0:11.87)	0:12.69 [8] (0:12.69)
Average Speed [km/h]	50.2	60.2	58.3	59.2	59.0	59.7	60.7	57.4
Top Speed [km/h]	61.3	61.1	58.7	59.8	59.6	60.2	61.9	60.2
Avg. Dist. to Rail [m]	1.0	0.9	2.1	1.7	2.0	1.9	2.1	3.8
Avg. Stride Freq. [Hz]	2.3	2.3	2.2	2.2	2.2	2.3	2.3	2.3
Avg. Stride Length [m]	6.1	7.2	7.4	7.4	7.0	7.0	7.0	7.0



- [] Ranking at each section and finish
- .-.- No data available at this section
- NA No data available



Horse/Jockey Name	Carpaccio
Final Rank	6
Fastest Section Time (Section)	0:11.73 (1400m)
Top Speed [km/h] (Section)	64.0 (1400m)
Race State	Finished



Doomben QLD Professional
Race 3: PRECISION GROUP BENCHMARK 70 Handicap - 1615m

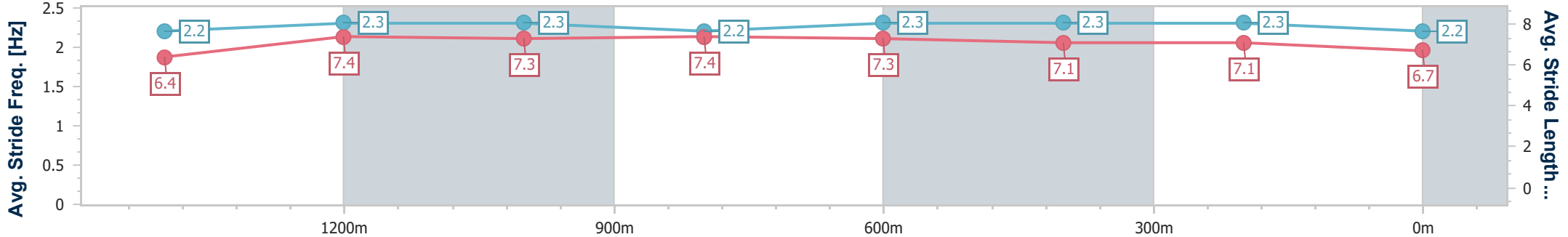
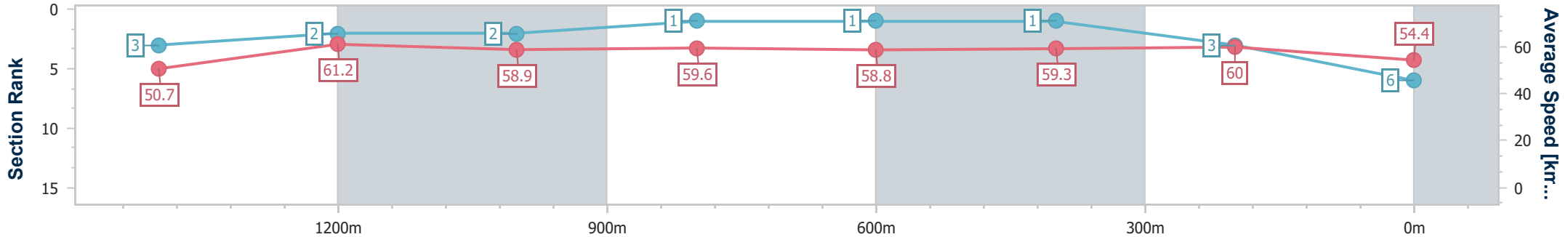
12 April 2025 - 13:03

Track Rating: Soft 6, Weather: Overcast, Rail Position: +3m Entire



BRISBANE
RACING CLUB

Section	Overall	1400m	1200m	1000m	800m	600m	400m	200m
Section Times	1:41.16 [6] (0:15.32)	1:25.84 [3] (0:11.73)	1:14.11 [2] (0:12.25)	1:01.86 [2] (0:12.05)	0:49.81 [1] (0:12.28)	0:37.53 [1] (0:12.16)	0:25.37 [1] (0:12.04)	0:13.33 [3] (0:13.33)
Average Speed [km/h]	50.7	61.2	58.9	59.6	58.8	59.3	60.0	54.4
Top Speed [km/h]	63.9	64.0	60.3	60.8	59.6	61.5	61.1	58.4
Avg. Dist. to Rail [m]	4.1	0.3	1.2	0.4	0.7	0.6	2.6	4.2
Avg. Stride Freq. [Hz]	2.2	2.3	2.3	2.2	2.3	2.3	2.3	2.2
Avg. Stride Length [m]	6.4	7.4	7.3	7.4	7.3	7.1	7.1	6.7



- [] Ranking at each section and finish
- .-.- No data available at this section
- NA No data available



Horse/Jockey Name	She's Got Veuve
Final Rank	7
Fastest Section Time (Section)	0:11.89 (1400m)
Top Speed [km/h] (Section)	61.8 (Overall)
Race State	Finished



Doomben QLD Professional
Race 3: PRECISION GROUP BENCHMARK 70 Handicap - 1615m

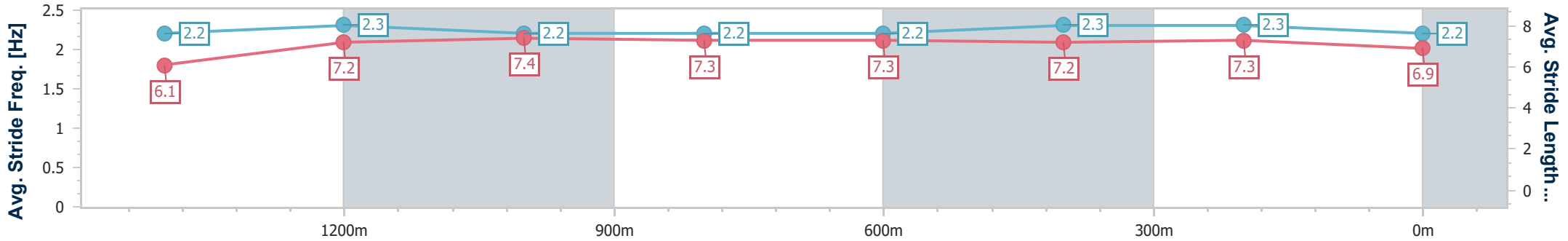
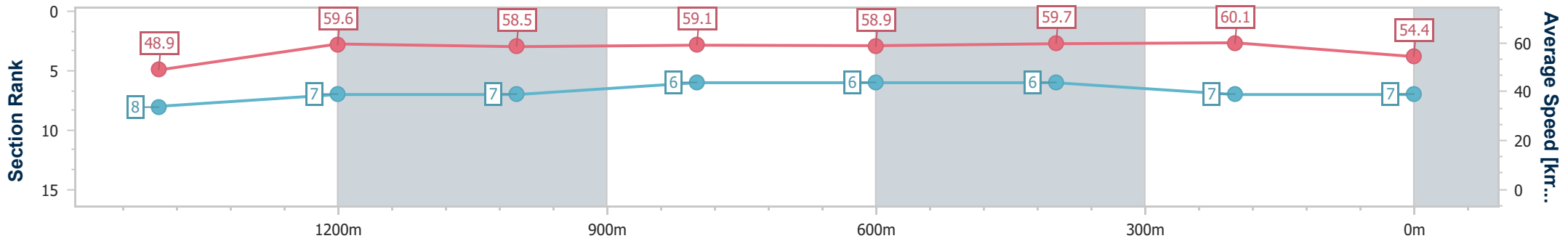
12 April 2025 - 13:03

Track Rating: Soft 6, Weather: Overcast, Rail Position: +3m Entire



BRISBANE
RACING CLUB

Section	Overall	1400m	1200m	1000m	800m	600m	400m	200m
Section Times	1:41.69 [7] (0:15.78)	1:25.91 [8] (0:11.89)	1:14.02 [7] (0:12.31)	1:01.71 [7] (0:12.08)	0:49.63 [6] (0:12.15)	0:37.48 [6] (0:12.09)	0:25.39 [6] (0:12.07)	0:13.32 [7] (0:13.32)
Average Speed [km/h]	48.9	59.6	58.5	59.1	58.9	59.7	60.1	54.4
Top Speed [km/h]	61.8	61.7	58.9	60.0	60.6	60.8	61.5	57.5
Avg. Dist. to Rail [m]	3.3	2.6	2.7	2.8	1.2	0.6	4.8	7.9
Avg. Stride Freq. [Hz]	2.2	2.3	2.2	2.2	2.2	2.3	2.3	2.2
Avg. Stride Length [m]	6.1	7.2	7.4	7.3	7.3	7.2	7.3	6.9



- [] Ranking at each section and finish
- .-.- No data available at this section
- NA No data available



Horse/Jockey Name	Spill The Secret
Final Rank	8
Fastest Section Time (Section)	0:11.73 (1400m)
Top Speed [km/h] (Section)	65.2 (1400m)
Race State	Finished



Doomben QLD Professional
Race 3: PRECISION GROUP BENCHMARK 70 Handicap - 1615m

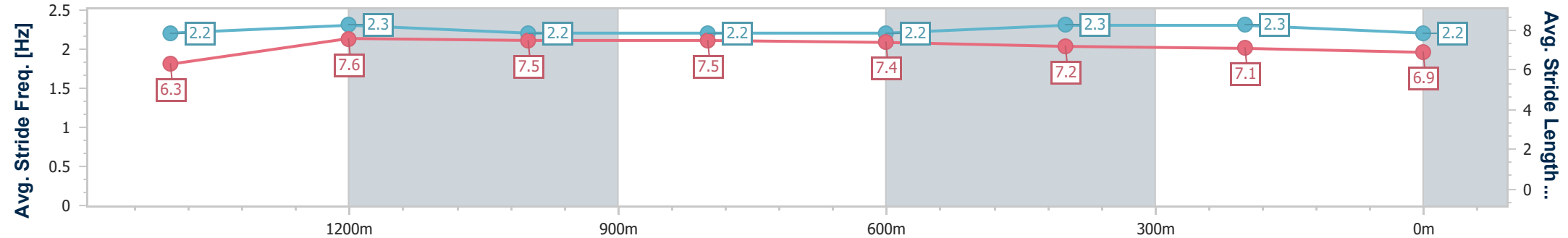
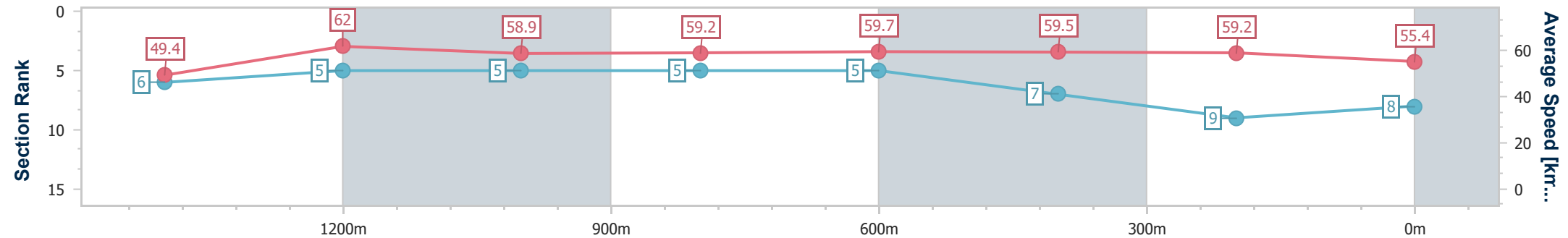
12 April 2025 - 13:03

Track Rating: Soft 6, Weather: Overcast, Rail Position: +3m Entire



BRISBANE
RACING CLUB

Section	Overall	1400m	1200m	1000m	800m	600m	400m	200m						
Section Times	1:41.72 [8] (0:15.70)	1:26.02 [6] (0:11.73)	1:14.29 [5] (0:12.24)	1:02.05 [5] (0:12.22)	0:49.83 [5] (0:12.22)	0:37.61 [5] (0:12.24)	0:25.37 [7] (0:12.21)	0:13.16 [9] (0:13.16)						
Average Speed [km/h]	49.4	62.0	58.9	59.2	59.7	59.5	59.2	55.4						
Top Speed [km/h]	62.6	65.2	60.5	59.8	60.5	60.7	60.6	56.9						
Avg. Dist. to Rail [m]	4.5	2.1	3.0	2.6	2.0	2.3	4.4	7.5						
Avg. Stride Freq. [Hz]	2.2	2.3	2.2	2.2	2.2	2.3	2.3	2.2						
Avg. Stride Length [m]	6.3	7.6	7.5	7.5	7.4	7.2	7.1	6.9						



- [] Ranking at each section and finish
- .-.- No data available at this section
- NA No data available



Horse/Jockey Name	Allhallowtide
Final Rank	9
Fastest Section Time (Section)	0:11.84 (1400m)
Top Speed [km/h] (Section)	64.4 (1400m)
Race State	Finished



Doomben QLD Professional
Race 3: PRECISION GROUP BENCHMARK 70 Handicap - 1615m

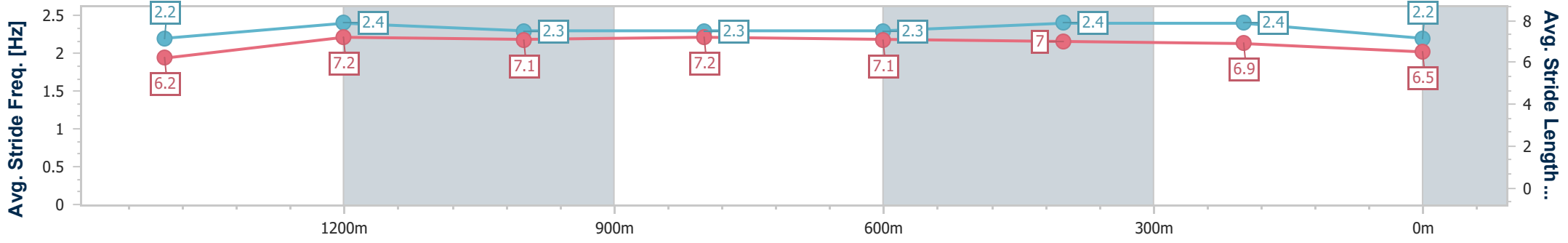
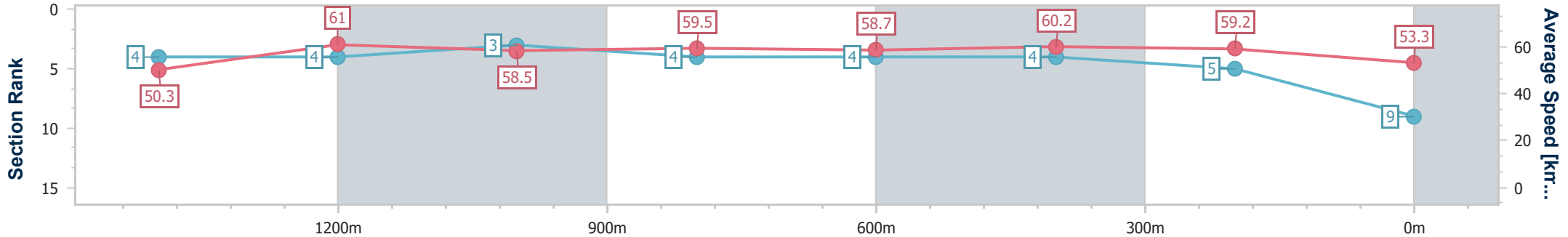
12 April 2025 - 13:03

Track Rating: Soft 6, Weather: Overcast, Rail Position: +3m Entire



BRISBANE
RACING CLUB

Section	Overall	1400m	1200m	1000m	800m	600m	400m	200m
Section Times	1:41.89 [9] (0:15.40)	1:26.49 [4] (0:11.84)	1:14.65 [4] (0:12.34)	1:02.31 [3] (0:12.13)	0:50.18 [4] (0:12.36)	0:37.82 [4] (0:12.05)	0:25.77 [4] (0:12.20)	0:13.57 [5] (0:13.57)
Average Speed [km/h]	50.3	61.0	58.5	59.5	58.7	60.2	59.2	53.3
Top Speed [km/h]	62.5	64.4	59.0	60.6	60.9	61.4	60.3	57.1
Avg. Dist. to Rail [m]	3.4	1.0	2.0	1.7	1.4	1.4	3.7	5.9
Avg. Stride Freq. [Hz]	2.2	2.4	2.3	2.3	2.3	2.4	2.4	2.2
Avg. Stride Length [m]	6.2	7.2	7.1	7.2	7.1	7.0	6.9	6.5



- [] Ranking at each section and finish
- .-.- No data available at this section
- NA No data available



Horse/Jockey Name	Vivenzo
Final Rank	10
Fastest Section Time (Section)	0:11.87 (800m)
Top Speed [km/h] (Section)	64.0 (1400m)
Race State	Finished



Doomben QLD Professional
Race 3: PRECISION GROUP BENCHMARK 70 Handicap - 1615m

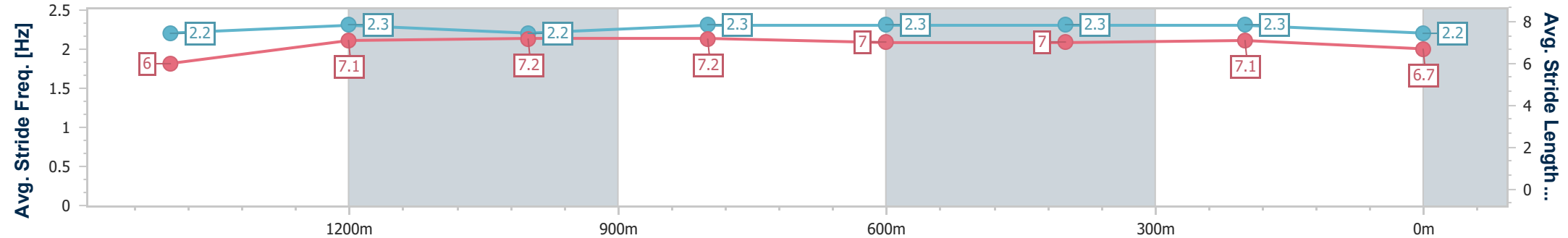
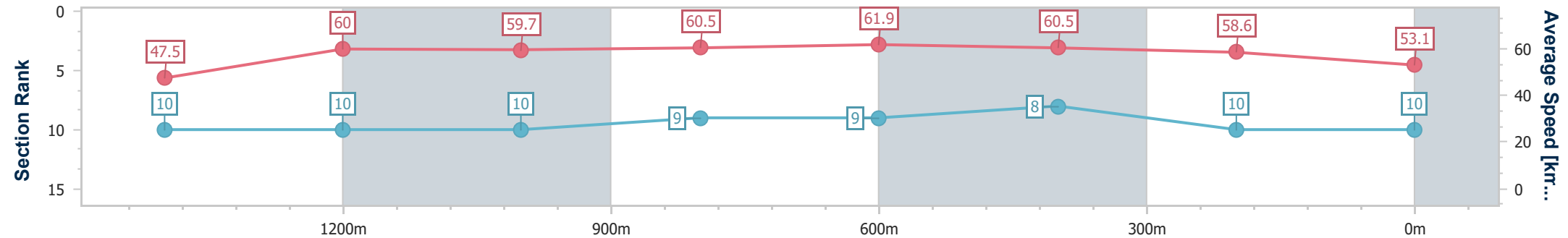
12 April 2025 - 13:03

Track Rating: Soft 6, Weather: Overcast, Rail Position: +3m Entire



BRISBANE
RACING CLUB

Section	Overall	1400m	1200m	1000m	800m	600m	400m	200m
Section Times	1:42.38 [10] (0:16.35)	1:26.03 [10] (0:12.00)	1:14.03 [10] (0:12.06)	1:01.97 [10] (0:12.01)	0:49.96 [9] (0:11.87)	0:38.09 [9] (0:12.09)	0:26.00 [8] (0:12.35)	0:13.65 [10] (0:13.65)
Average Speed [km/h]	47.5	60.0	59.7	60.5	61.9	60.5	58.6	53.1
Top Speed [km/h]	61.2	64.0	61.0	61.4	62.2	62.0	59.7	56.9
Avg. Dist. to Rail [m]	6.3	0.6	2.9	3.2	3.4	3.2	4.7	8.0
Avg. Stride Freq. [Hz]	2.2	2.3	2.2	2.3	2.3	2.3	2.3	2.2
Avg. Stride Length [m]	6.0	7.1	7.2	7.2	7.0	7.0	7.1	6.7



- [] Ranking at each section and finish
- .-.- No data available at this section
- NA No data available