



**Doomben QLD Professional**  
**Race 1: XXXX SIDELINE BEER GARDEN 3 MAY QTIS Three-Year-Old**  
**Fillies Maiden Plate - 1200m**  
**16 April 2025 - 12:00**



BRISBANE  
RACING CLUB

Track Rating: Heavy 9, Weather: Fine, Rail Position: +3m Entire

Section		Overall	1000m	800m	600m	400m	200m	Last 600m					
Field Times		1:11.81 (0:13.16)	0:58.65 (0:10.82)	0:47.83 (0:11.89)	0:35.94 (0:12.10)	0:23.84 (0:11.64)	0:12.20 (0:12.20)	0:35.94					
Rank	TAB Horse/Jockey	Barrier	Top Speed [km/h]	Fastest Section								Margin	Distance Travelled [m]
1	2 <b>EDITING</b> Ryan Maloney	4	69.2	0:11.05	1:11.81 [1] (0:13.58)	0:58.23 [6] (0:11.05)	0:47.18 [6] (0:11.67)	0:35.51 [6] (0:12.02)	0:23.49 [2] (0:11.29)	0:12.20 [1] (0:12.20)	1:11.81	0:35.51	
2	9 <b>TECHNA</b> Adin Thompson	7	66.6	0:11.00	1:12.68 [2] (0:13.71)	0:58.97 [7] (0:11.00)	0:47.97 [7] (0:11.77)	0:36.20 [7] (0:11.97)	0:24.23 [4] (0:11.74)	0:12.49 [4] (0:12.49)	5.07L	0:36.20	-11
3	3 <b>FAST FUN</b> Jack Martin	6	69.6	0:10.77	1:12.78 [3] (0:13.21)	0:59.57 [3] (0:10.77)	0:48.80 [1] (0:11.89)	0:36.91 [1] (0:12.10)	0:24.81 [1] (0:11.94)	0:12.87 [2] (0:12.87)	5.69L	0:36.91	-9
4	1 <b>BARBIELAND</b> Kyle Wilson-Taylor	1	67.6	0:11.00	1:12.92 [4] (0:13.32)	0:59.60 [4] (0:11.00)	0:48.60 [5] (0:11.97)	0:36.63 [5] (0:12.30)	0:24.33 [7] (0:11.53)	0:12.80 [3] (0:12.80)	6.51L	0:36.63	-5
5	4 <b>FREEDOM TO ROAM</b> Angela Jones	3	68.1	0:11.07	1:13.28 [5] (0:13.17)	1:00.11 [2] (0:11.07)	0:49.04 [3] (0:11.92)	0:37.12 [4] (0:12.31)	0:24.81 [5] (0:11.77)	0:13.04 [5] (0:13.04)	8.61L	0:37.12	-3
6	8 <b>LILY'S DASH</b> Cody Collis	2	67.8	0:10.96	1:13.66 [6] (0:13.36)	1:00.30 [5] (0:10.96)	0:49.34 [4] (0:11.79)	0:37.55 [3] (0:12.37)	0:25.18 [6] (0:11.98)	0:13.20 [6] (0:13.20)	10.88L	0:37.55	-2
7	7 <b>KABUKICHO</b> Bailey Wheeler	5	67.5	0:11.02	1:13.68 [7] (0:13.16)	1:00.52 [1] (0:11.02)	0:49.50 [2] (0:11.86)	0:37.64 [2] (0:12.31)	0:25.33 [3] (0:12.17)	0:13.16 [7] (0:13.16)	10.96L	0:37.64	-2

Scratched: Ikuma (#6), General Dancer (#5), Tinlika (#10)

[ ] Ranking at each section and finish  
 -:-:- No data available at this section  
 NA No data available

SCN Saddle cloth number  
 DNF Did not finish  
 DNT Did not track



Horse/Jockey Name	Editing
Final Rank	1
Fastest Section Time (Section)	0:11.05 (1000m)
Top Speed [km/h] (Section)	69.2 (Overall)
Race State	Finished

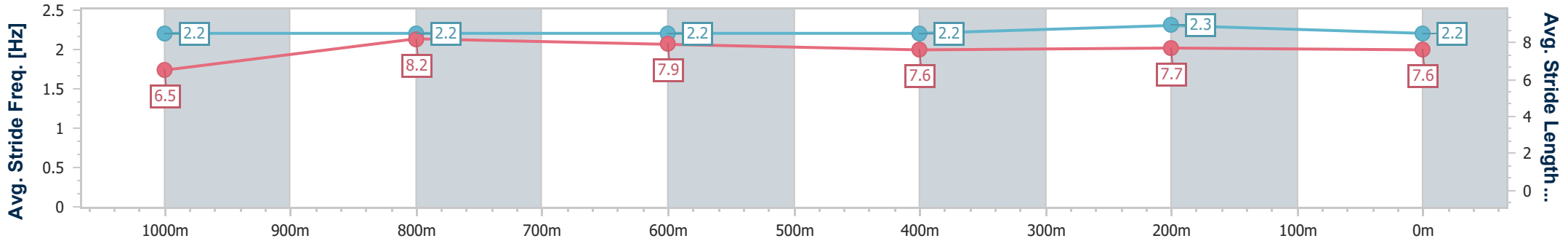
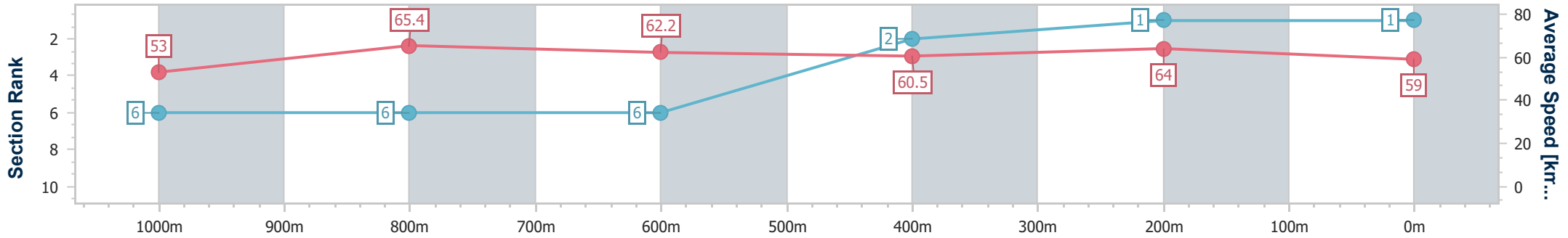


**Doomben QLD Professional**  
**Race 1: XXXX SIDELINE BEER GARDEN 3 MAY QTIS Three-Year-Old Fillies Maiden Plate - 1200m**  
 16 April 2025 - 12:00  
 Track Rating: Heavy 9, Weather: Fine, Rail Position: +3m Entire



BRISBANE  
RACING CLUB

Section	Overall	1000m	800m	600m	400m	200m
Section Times	1:11.81 [1] (0:13.58)	0:58.23 [6] (0:11.05)	0:47.18 [6] (0:11.67)	0:35.51 [6] (0:12.02)	0:23.49 [2] (0:11.29)	0:12.20 [1] (0:12.20)
Average Speed [km/h]	53.0	65.4	62.2	60.5	64.0	59.0
Top Speed [km/h]	69.2	67.1	63.2	63.2	65.9	62.9
Avg. Dist. to Rail [m]	3.0	1.7	1.4	1.9	2.3	3.3
Avg. Stride Freq. [Hz]	2.2	2.2	2.2	2.2	2.3	2.2
Avg. Stride Length [m]	6.5	8.2	7.9	7.6	7.7	7.6



- [ ] Ranking at each section and finish
- .-.- No data available at this section
- NA No data available



Horse/Jockey Name	Techna
Final Rank	2
Fastest Section Time (Section)	0:11.00 (1000m)
Top Speed [km/h] (Section)	66.6 (1000m)
Race State	Finished

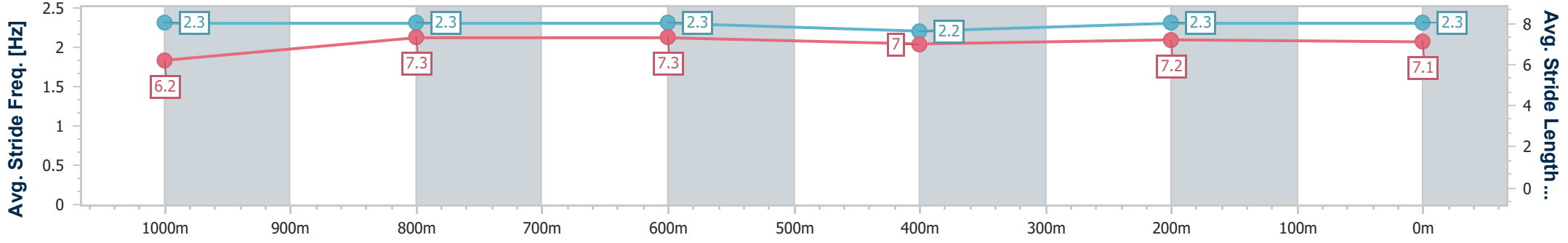
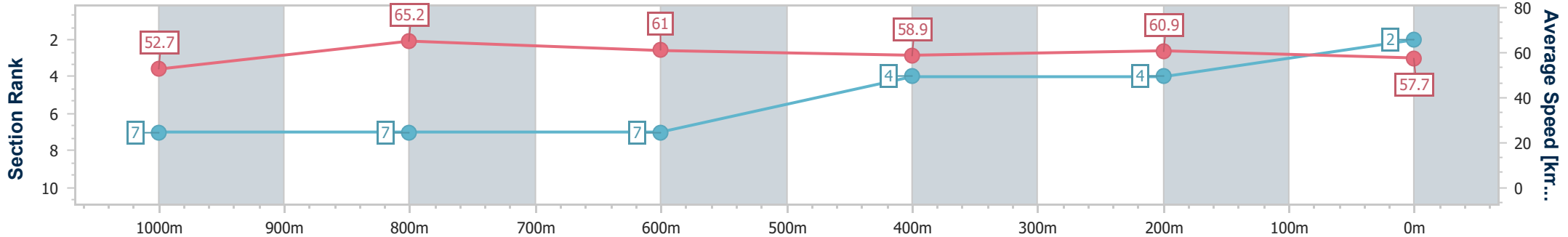


**Doomben QLD Professional**  
**Race 1: XXXX SIDELINE BEER GARDEN 3 MAY QTIS Three-Year-Old Fillies Maiden Plate - 1200m**  
 16 April 2025 - 12:00  
 Track Rating: Heavy 9, Weather: Fine, Rail Position: +3m Entire



BRISBANE  
RACING CLUB

Section	Overall	1000m	800m	600m	400m	200m
Section Times	1:12.68 [2] (0:13.71)	0:58.97 [7] (0:11.00)	0:47.97 [7] (0:11.77)	0:36.20 [7] (0:11.97)	0:24.23 [4] (0:11.74)	0:12.49 [4] (0:12.49)
Average Speed [km/h]	52.7	65.2	61.0	58.9	60.9	57.7
Top Speed [km/h]	64.5	66.6	62.4	60.9	61.9	60.2
Avg. Dist. to Rail [m]	5.2	0.5	1.0	3.3	3.6	2.0
Avg. Stride Freq. [Hz]	2.3	2.3	2.3	2.2	2.3	2.3
Avg. Stride Length [m]	6.2	7.3	7.3	7.0	7.2	7.1



- [ ] Ranking at each section and finish
- .-.- No data available at this section
- NA No data available



Horse/Jockey Name	Fast Fun
Final Rank	3
Fastest Section Time (Section)	0:10.77 (1000m)
Top Speed [km/h] (Section)	69.6 (1000m)
Race State	Finished

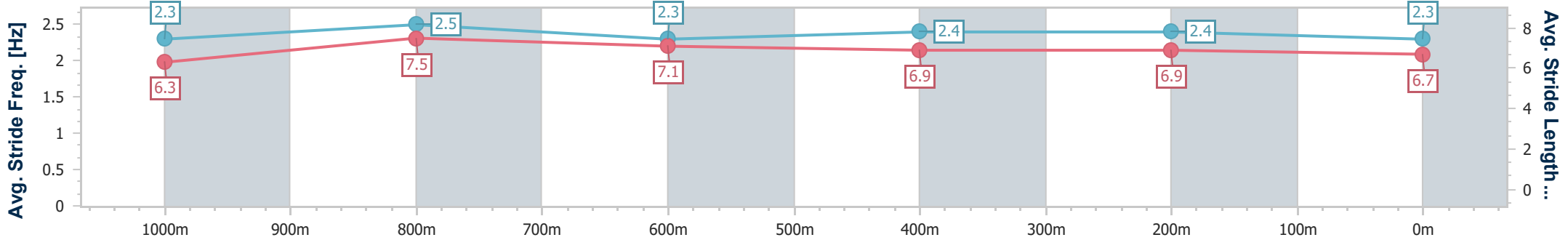
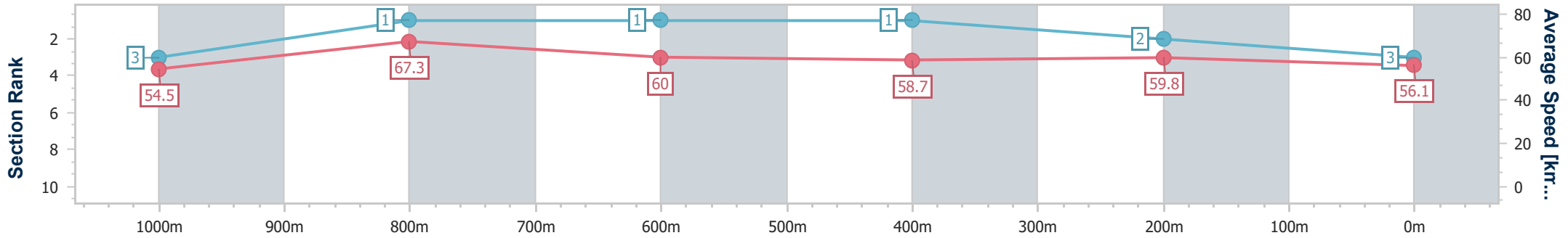


**Doomben QLD Professional**  
**Race 1: XXXX SIDELINE BEER GARDEN 3 MAY QTIS Three-Year-Old Fillies Maiden Plate - 1200m**  
 16 April 2025 - 12:00  
 Track Rating: Heavy 9, Weather: Fine, Rail Position: +3m Entire



BRISBANE  
RACING CLUB

Section	Overall	1000m	800m	600m	400m	200m
Section Times	1:12.78 [3] (0:13.21)	0:59.57 [3] (0:10.77)	0:48.80 [1] (0:11.89)	0:36.91 [1] (0:12.10)	0:24.81 [1] (0:11.94)	0:12.87 [2] (0:12.87)
Average Speed [km/h]	54.5	67.3	60.0	58.7	59.8	56.1
Top Speed [km/h]	67.8	69.6	62.6	59.1	61.6	59.3
Avg. Dist. to Rail [m]	5.6	2.3	1.8	2.4	0.9	0.5
Avg. Stride Freq. [Hz]	2.3	2.5	2.3	2.4	2.4	2.3
Avg. Stride Length [m]	6.3	7.5	7.1	6.9	6.9	6.7



- [ ] Ranking at each section and finish
- .-.- No data available at this section
- NA No data available



Horse/Jockey Name	Barbieland
Final Rank	4
Fastest Section Time (Section)	0:11.00 (1000m)
Top Speed [km/h] (Section)	67.6 (Overall)
Race State	Finished



**Doomben QLD Professional**  
**Race 1: XXXX SIDELINE BEER GARDEN 3 MAY QTIS Three-Year-Old Fillies Maiden Plate - 1200m**

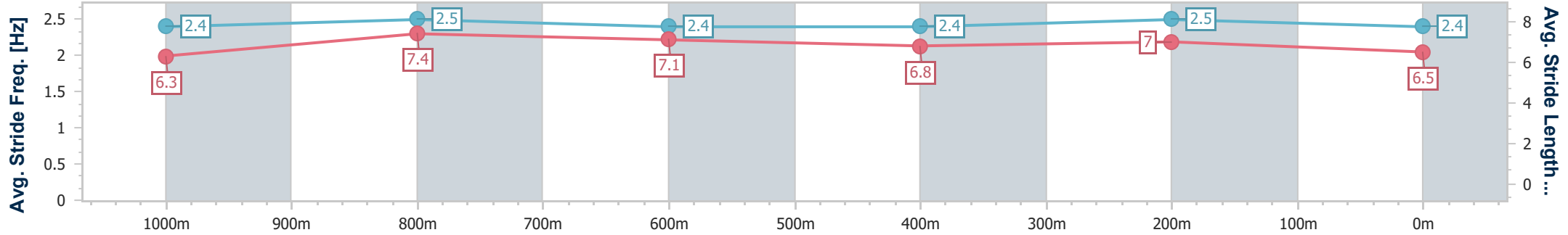
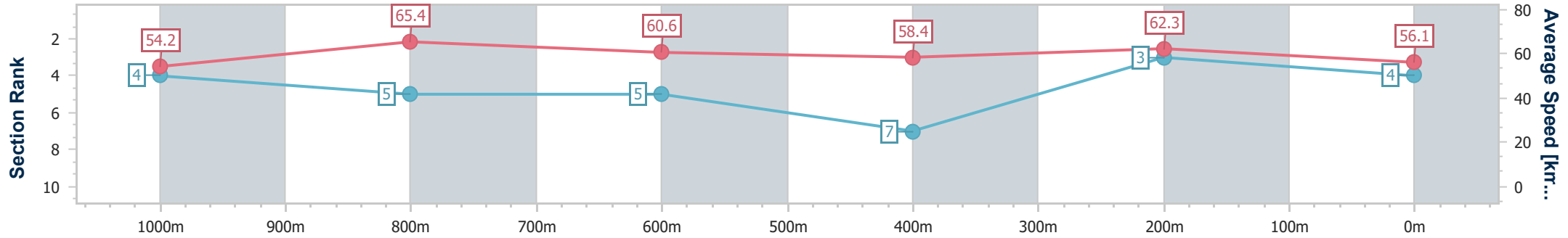
16 April 2025 - 12:00

Track Rating: Heavy 9, Weather: Fine, Rail Position: +3m Entire



BRISBANE  
RACING CLUB

Section	Overall	1000m	800m	600m	400m	200m
Section Times	1:12.92 [4] (0:13.32)	0:59.60 [4] (0:11.00)	0:48.60 [5] (0:11.97)	0:36.63 [5] (0:12.30)	0:24.33 [7] (0:11.53)	0:12.80 [3] (0:12.80)
Average Speed [km/h]	54.2	65.4	60.6	58.4	62.3	56.1
Top Speed [km/h]	67.6	67.6	62.8	61.4	63.0	60.2
Avg. Dist. to Rail [m]	0.8	0.4	1.3	0.7	1.9	1.4
Avg. Stride Freq. [Hz]	2.4	2.5	2.4	2.4	2.5	2.4
Avg. Stride Length [m]	6.3	7.4	7.1	6.8	7.0	6.5



- [ ] Ranking at each section and finish
- .-.- No data available at this section
- NA No data available



Horse/Jockey Name	Freedom To Roam
Final Rank	5
Fastest Section Time (Section)	0:11.07 (1000m)
Top Speed [km/h] (Section)	68.1 (Overall)
Race State	Finished



**Doomben QLD Professional**  
**Race 1: XXXX SIDELINE BEER GARDEN 3 MAY QTIS Three-Year-Old Fillies Maiden Plate - 1200m**

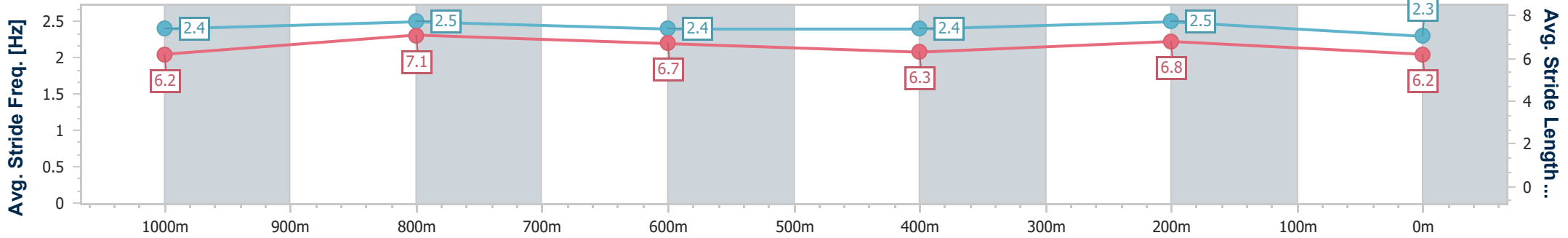
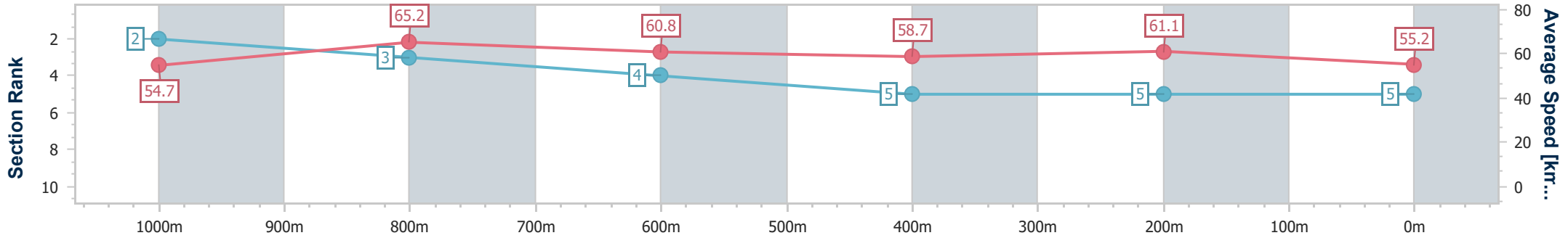
16 April 2025 - 12:00

Track Rating: Heavy 9, Weather: Fine, Rail Position: +3m Entire



BRISBANE  
RACING CLUB

Section	Overall	1000m	800m	600m	400m	200m
Section Times	1:13.28 [5] (0:13.17)	1:00.11 [2] (0:11.07)	0:49.04 [3] (0:11.92)	0:37.12 [4] (0:12.31)	0:24.81 [5] (0:11.77)	0:13.04 [5] (0:13.04)
Average Speed [km/h]	54.7	65.2	60.8	58.7	61.1	55.2
Top Speed [km/h]	68.1	68.0	63.8	59.9	62.9	59.3
Avg. Dist. to Rail [m]	2.9	0.4	1.8	0.7	1.2	3.1
Avg. Stride Freq. [Hz]	2.4	2.5	2.4	2.4	2.5	2.3
Avg. Stride Length [m]	6.2	7.1	6.7	6.3	6.8	6.2



- [ ] Ranking at each section and finish
- .-.- No data available at this section
- NA No data available



Horse/Jockey Name	Lily's Dash
Final Rank	6
Fastest Section Time (Section)	0:10.96 (1000m)
Top Speed [km/h] (Section)	67.8 (1000m)
Race State	Finished

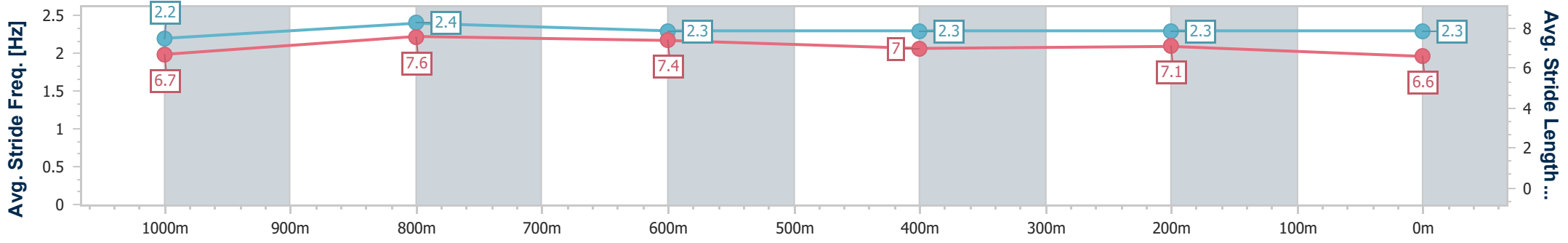
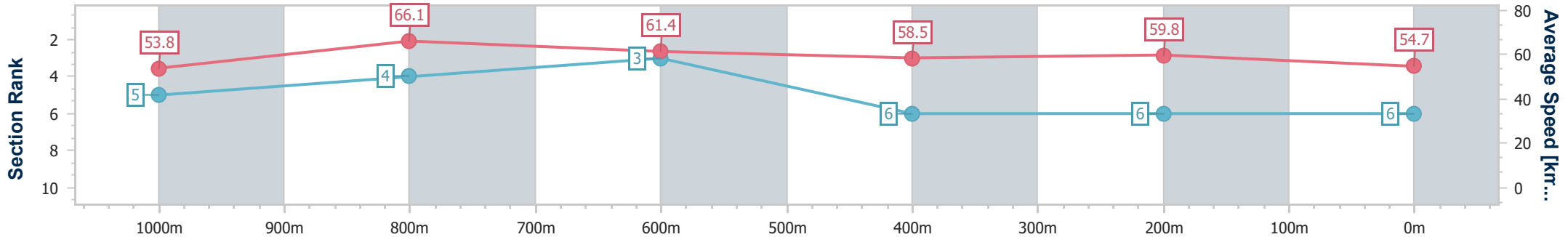


**Doomben QLD Professional**  
**Race 1: XXXX SIDELINE BEER GARDEN 3 MAY QTIS Three-Year-Old Fillies Maiden Plate - 1200m**  
 16 April 2025 - 12:00  
 Track Rating: Heavy 9, Weather: Fine, Rail Position: +3m Entire



BRISBANE  
RACING CLUB

Section	Overall	1000m	800m	600m	400m	200m
Section Times	1:13.66 [6] (0:13.36)	1:00.30 [5] (0:10.96)	0:49.34 [4] (0:11.79)	0:37.55 [3] (0:12.37)	0:25.18 [6] (0:11.98)	0:13.20 [6] (0:13.20)
Average Speed [km/h]	53.8	66.1	61.4	58.5	59.8	54.7
Top Speed [km/h]	67.3	67.8	63.1	59.3	61.0	59.4
Avg. Dist. to Rail [m]	2.4	2.3	1.3	0.8	0.9	3.6
Avg. Stride Freq. [Hz]	2.2	2.4	2.3	2.3	2.3	2.3
Avg. Stride Length [m]	6.7	7.6	7.4	7.0	7.1	6.6



- [ ] Ranking at each section and finish
- .-.- No data available at this section
- NA No data available



Horse/Jockey Name	Kabukicho
Final Rank	7
Fastest Section Time (Section)	0:11.02 (1000m)
Top Speed [km/h] (Section)	67.5 (Overall)
Race State	Finished

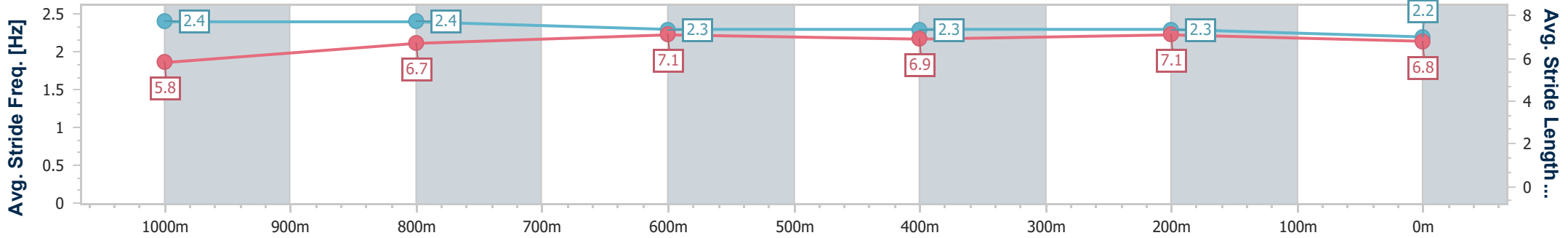
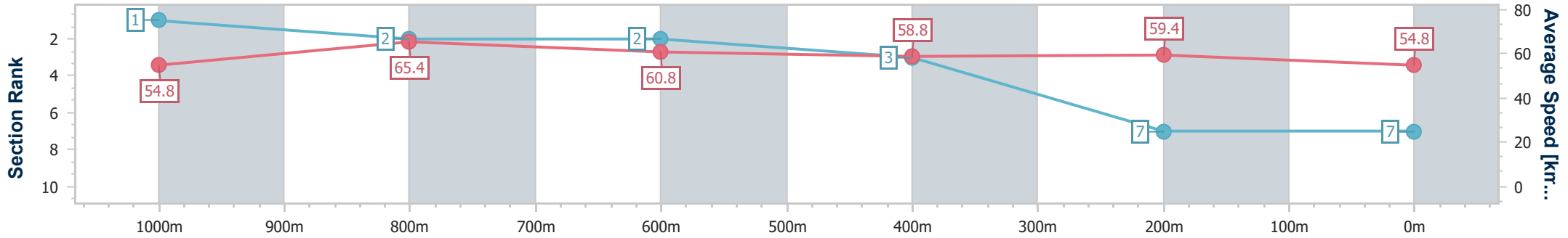


**Doomben QLD Professional**  
**Race 1: XXXX SIDELINE BEER GARDEN 3 MAY QTIS Three-Year-Old Fillies Maiden Plate - 1200m**  
 16 April 2025 - 12:00  
 Track Rating: Heavy 9, Weather: Fine, Rail Position: +3m Entire



BRISBANE  
RACING CLUB

Section	Overall	1000m	800m	600m	400m	200m
Section Times	1:13.68 [7] (0:13.16)	1:00.52 [1] (0:11.02)	0:49.50 [2] (0:11.86)	0:37.64 [2] (0:12.31)	0:25.33 [3] (0:12.17)	0:13.16 [7] (0:13.16)
Average Speed [km/h]	54.8	65.4	60.8	58.8	59.4	54.8
Top Speed [km/h]	67.5	67.5	63.6	60.1	60.8	57.6
Avg. Dist. to Rail [m]	4.0	1.1	0.3	0.9	2.7	5.0
Avg. Stride Freq. [Hz]	2.4	2.4	2.3	2.3	2.3	2.2
Avg. Stride Length [m]	5.8	6.7	7.1	6.9	7.1	6.8



- [ ] Ranking at each section and finish
- .-.- No data available at this section
- NA No data available





**Doomben QLD Professional**  
**Race 2: GALLOPERS SPORTS CLUB QTIS Three-Year-Old Colts and Geldings Maiden Plate - 1200m**  
**16 April 2025 - 12:36**



BRISBANE  
RACING CLUB

Track Rating: Heavy 9, Weather: Fine, Rail Position: +3m Entire

Section		Overall	1000m	800m	600m	400m	200m	Last 600m					
Field Times		1:11.86 (0:13.18)	0:58.68 (0:10.56)	0:48.12 (0:11.25)	0:36.87 (0:11.90)	0:24.97 (0:12.12)	0:12.85 (0:12.85)	0:36.87					
Rank	TAB Horse/Jockey	Barrier	Top Speed [km/h]	Fastest Section	Margin							Distance Travelled [m]	
1	10 <b>RUINS OF ROME</b> Martin Harley	2	68.5	0:10.72	1:11.86 [1] (0:13.67)	0:58.19 [7] (0:10.72)	0:47.47 [6] (0:11.03)	0:36.44 [3] (0:11.75)	0:24.69 [3] (0:11.88)	0:12.81 [2] (0:12.81)	1:11.86	0:36.44	
2	8 <b>PARO</b> Luke Dempsey	3	69.7	0:10.71	1:11.99 [2] (0:13.55)	0:58.44 [5] (0:10.71)	0:47.73 [5] (0:11.17)	0:36.56 [4] (0:11.81)	0:24.75 [4] (0:11.98)	0:12.77 [4] (0:12.77)	0.77L	0:36.56	+4
3	1 <b>ABENDER</b> Angela Jones	5	70.0	0:10.56	1:12.40 [3] (0:13.18)	0:59.22 [1] (0:10.56)	0:48.66 [1] (0:11.32)	0:37.34 [2] (0:11.83)	0:25.51 [1] (0:12.12)	0:13.39 [1] (0:13.39)	3.18L	0:37.34	+6
4	7 <b>JUST WALTER</b> Anthony Allen	1	71.2	0:10.43	1:12.43 [4] (0:13.39)	0:59.04 [3] (0:10.43)	0:48.61 [2] (0:11.17)	0:37.44 [1] (0:11.93)	0:25.51 [2] (0:12.14)	0:13.37 [3] (0:13.37)	3.33L	0:37.44	+3
5	4 <b>CERONS</b> Damien Thornton	7	68.5	0:10.91	1:13.10 [5] (0:13.26)	0:59.84 [2] (0:10.91)	0:48.93 [4] (0:11.37)	0:37.56 [6] (0:11.83)	0:25.73 [5] (0:12.16)	0:13.57 [5] (0:13.57)	7.25L	0:37.56	+7
6	12 <b>SPELLHOUND</b> Cody Collis	8	66.8	0:11.06	1:13.11 [6] (0:13.58)	0:59.53 [6] (0:11.06)	0:48.47 [8] (0:11.17)	0:37.30 [7] (0:11.78)	0:25.52 [8] (0:12.21)	0:13.31 [7] (0:13.31)	7.35L	0:37.30	+1
7	11 <b>SHAQUE D'AMOUR</b> Mark Du Plessis	6	69.5	0:10.72	1:13.49 [7] (0:13.44)	1:00.05 [4] (0:10.72)	0:49.33 [3] (0:11.29)	0:38.04 [5] (0:11.93)	0:26.11 [6] (0:12.31)	0:13.80 [6] (0:13.80)	9.57L	0:38.04	-5
8	9 <b>PRIDE OF ICE</b> Samantha Collett	4	68.5	0:10.79	1:14.39 [8] (0:13.72)	1:00.67 [8] (0:10.79)	0:49.88 [7] (0:11.31)	0:38.57 [8] (0:11.74)	0:26.83 [7] (0:12.53)	0:14.30 [8] (0:14.30)	14.89L	0:38.57	+2

Scratched: Joppa Lane (#6), Bole Le (#2), Brutal Advance (#3), In No Doubt (#5)

[ ] Ranking at each section and finish  
 -:-:- No data available at this section  
 NA No data available

SCN Saddle cloth number  
 DNF Did not finish  
 DNT Did not track



Horse/Jockey Name	Ruins Of Rome
Final Rank	1
Fastest Section Time (Section)	0:10.72 (1000m)
Top Speed [km/h] (Section)	68.5 (Overall)
Race State	Finished



**Doomben QLD Professional**  
**Race 2: GALLOPERS SPORTS CLUB QTIS Three-Year-Old**  
**Colts and Geldings Maiden Plate - 1200m**

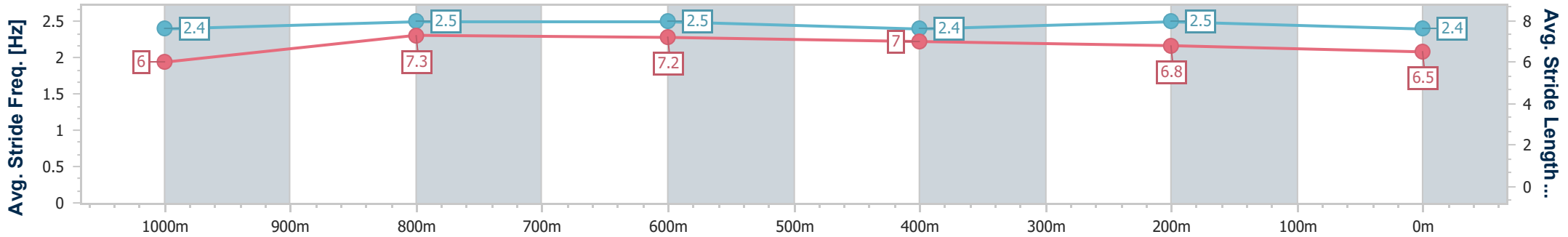
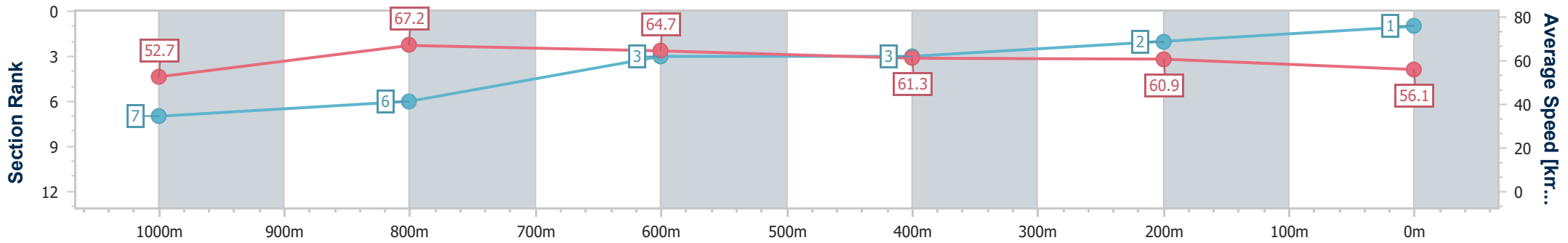
16 April 2025 - 12:36

Track Rating: Heavy 9, Weather: Fine, Rail Position: +3m Entire



BRISBANE  
RACING CLUB

Section	Overall	1000m	800m	600m	400m	200m
Section Times	1:11.86 [1] (0:13.67)	0:58.19 [7] (0:10.72)	0:47.47 [6] (0:11.03)	0:36.44 [3] (0:11.75)	0:24.69 [3] (0:11.88)	0:12.81 [2] (0:12.81)
Average Speed [km/h]	52.7	67.2	64.7	61.3	60.9	56.1
Top Speed [km/h]	68.5	68.2	65.6	63.2	62.4	59.7
Avg. Dist. to Rail [m]	2.8	0.6	1.3	0.5	2.4	4.2
Avg. Stride Freq. [Hz]	2.4	2.5	2.5	2.4	2.5	2.4
Avg. Stride Length [m]	6.0	7.3	7.2	7.0	6.8	6.5



- [ ] Ranking at each section and finish
- .-.- No data available at this section
- NA No data available



Horse/Jockey Name	Paro
Final Rank	2
Fastest Section Time (Section)	0:10.71 (1000m)
Top Speed [km/h] (Section)	69.7 (1000m)
Race State	Finished



**Doomben QLD Professional**  
**Race 2: GALLOPERS SPORTS CLUB QTIS Three-Year-Old**  
**Colts and Geldings Maiden Plate - 1200m**

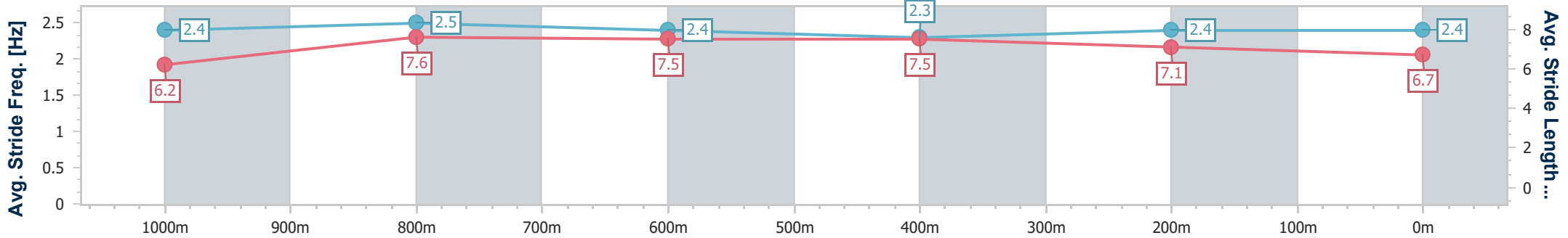
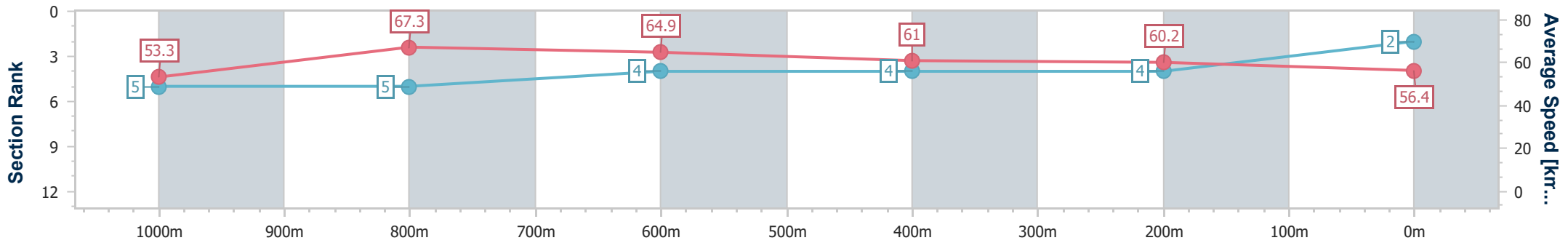
16 April 2025 - 12:36

Track Rating: Heavy 9, Weather: Fine, Rail Position: +3m Entire



BRISBANE  
RACING CLUB

Section	Overall	1000m	800m	600m	400m	200m
Section Times	1:11.99 [2] (0:13.55)	0:58.44 [5] (0:10.71)	0:47.73 [5] (0:11.17)	0:36.56 [4] (0:11.81)	0:24.75 [4] (0:11.98)	0:12.77 [4] (0:12.77)
Average Speed [km/h]	53.3	67.3	64.9	61.0	60.2	56.4
Top Speed [km/h]	69.1	69.7	66.8	62.8	61.6	59.8
Avg. Dist. to Rail [m]	4.0	1.6	1.1	0.4	2.0	6.6
Avg. Stride Freq. [Hz]	2.4	2.5	2.4	2.3	2.4	2.4
Avg. Stride Length [m]	6.2	7.6	7.5	7.5	7.1	6.7



- [ ] Ranking at each section and finish
- .-.- No data available at this section
- NA No data available



Horse/Jockey Name	Abender
Final Rank	3
Fastest Section Time (Section)	0:10.56 (1000m)
Top Speed [km/h] (Section)	70.0 (1000m)
Race State	Finished



**Doomben QLD Professional**  
**Race 2: GALLOPERS SPORTS CLUB QTIS Three-Year-Old**  
**Colts and Geldings Maiden Plate - 1200m**

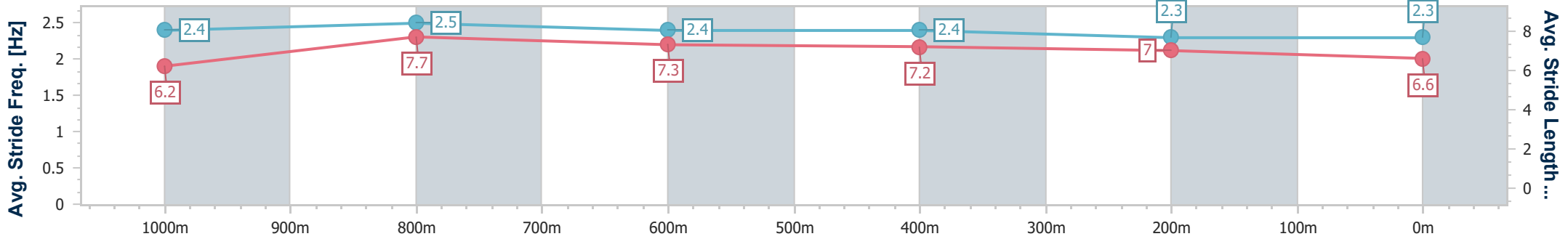
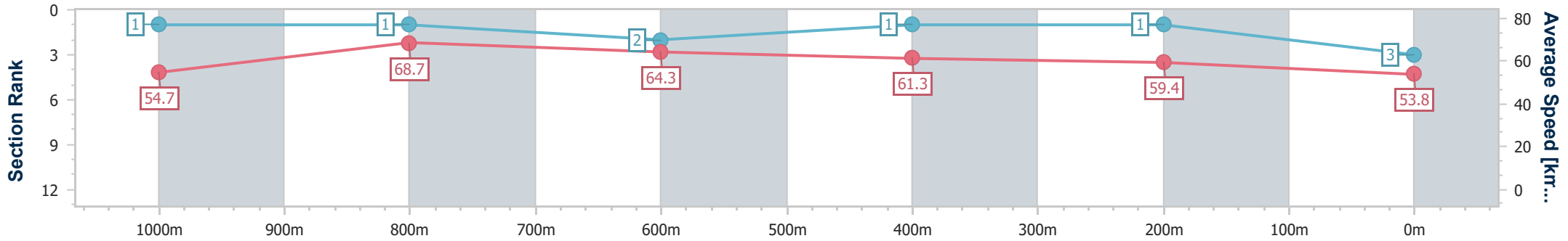
16 April 2025 - 12:36

Track Rating: Heavy 9, Weather: Fine, Rail Position: +3m Entire



BRISBANE  
RACING CLUB

Section	Overall	1000m	800m	600m	400m	200m
Section Times	1:12.40 [3] (0:13.18)	0:59.22 [1] (0:10.56)	0:48.66 [1] (0:11.32)	0:37.34 [2] (0:11.83)	0:25.51 [1] (0:12.12)	0:13.39 [1] (0:13.39)
Average Speed [km/h]	54.7	68.7	64.3	61.3	59.4	53.8
Top Speed [km/h]	69.9	70.0	66.3	63.2	61.0	57.8
Avg. Dist. to Rail [m]	5.1	2.5	2.4	1.4	0.6	1.9
Avg. Stride Freq. [Hz]	2.4	2.5	2.4	2.4	2.3	2.3
Avg. Stride Length [m]	6.2	7.7	7.3	7.2	7.0	6.6



- [ ] Ranking at each section and finish
- .-.- No data available at this section
- NA No data available



Horse/Jockey Name	Just Walter
Final Rank	4
Fastest Section Time (Section)	0:10.43 (1000m)
Top Speed [km/h] (Section)	71.2 (1000m)
Race State	Finished



**Doomben QLD Professional**  
**Race 2: GALLOPERS SPORTS CLUB QTIS Three-Year-Old**  
**Colts and Geldings Maiden Plate - 1200m**

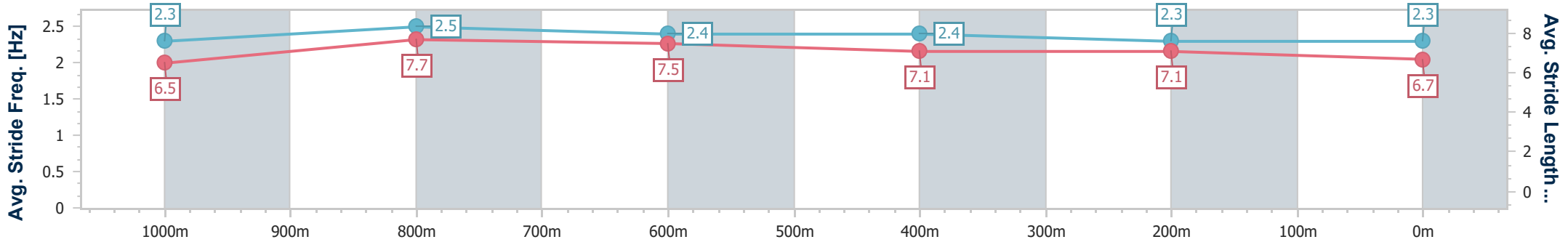
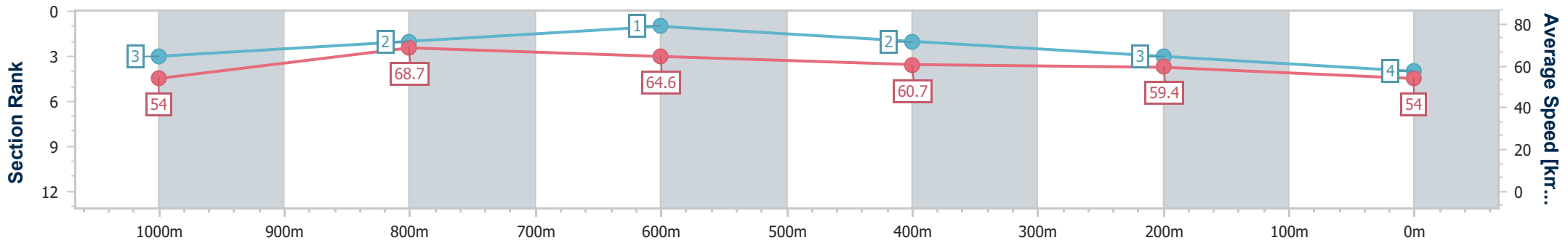
16 April 2025 - 12:36

Track Rating: Heavy 9, Weather: Fine, Rail Position: +3m Entire



BRISBANE  
RACING CLUB

Section	Overall	1000m	800m	600m	400m	200m
Section Times	1:12.43 [4] (0:13.39)	0:59.04 [3] (0:10.43)	0:48.61 [2] (0:11.17)	0:37.44 [1] (0:11.93)	0:25.51 [2] (0:12.14)	0:13.37 [3] (0:13.37)
Average Speed [km/h]	54.0	68.7	64.6	60.7	59.4	54.0
Top Speed [km/h]	70.4	71.2	67.8	62.1	60.4	56.9
Avg. Dist. to Rail [m]	1.5	0.3	0.4	1.3	0.7	2.2
Avg. Stride Freq. [Hz]	2.3	2.5	2.4	2.4	2.3	2.3
Avg. Stride Length [m]	6.5	7.7	7.5	7.1	7.1	6.7



- [ ] Ranking at each section and finish
- .-.- No data available at this section
- NA No data available



Horse/Jockey Name	Cerons
Final Rank	5
Fastest Section Time (Section)	0:10.91 (1000m)
Top Speed [km/h] (Section)	68.5 (Overall)
Race State	Finished



**Doomben QLD Professional**  
**Race 2: GALLOPERS SPORTS CLUB QTIS Three-Year-Old**  
**Colts and Geldings Maiden Plate - 1200m**

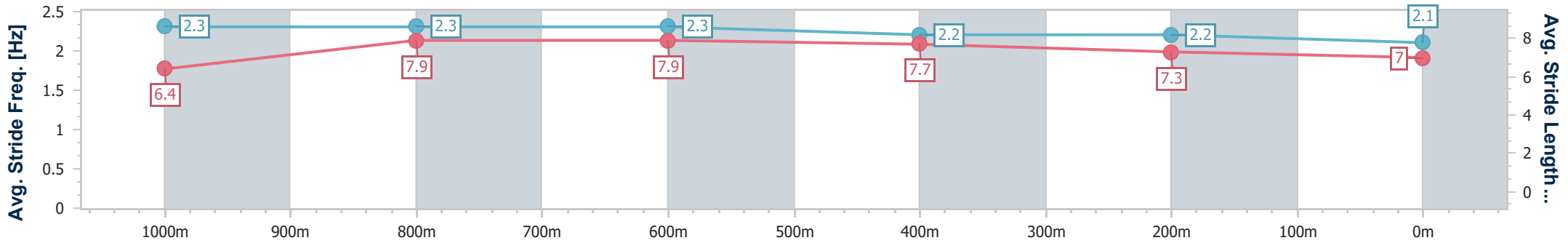
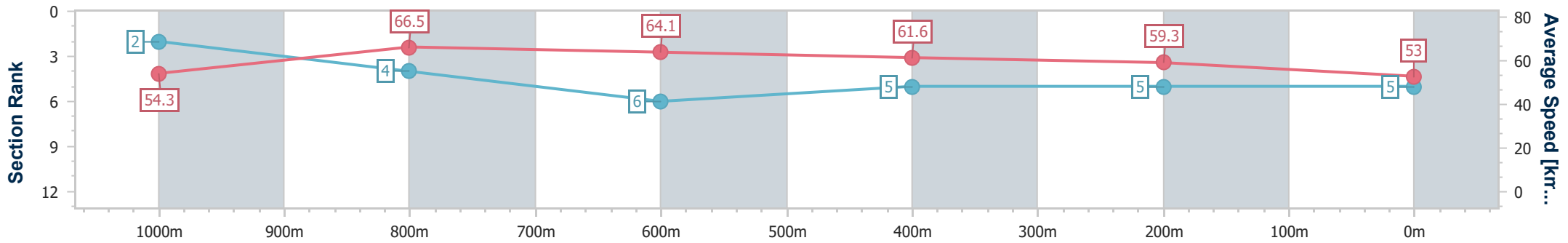
16 April 2025 - 12:36

Track Rating: Heavy 9, Weather: Fine, Rail Position: +3m Entire



BRISBANE  
RACING CLUB

Section	Overall	1000m	800m	600m	400m	200m
Section Times	1:13.10 [5] (0:13.26)	0:59.84 [2] (0:10.91)	0:48.93 [4] (0:11.37)	0:37.56 [6] (0:11.83)	0:25.73 [5] (0:12.16)	0:13.57 [5] (0:13.57)
Average Speed [km/h]	54.3	66.5	64.1	61.6	59.3	53.0
Top Speed [km/h]	68.5	67.6	65.9	62.8	60.6	57.3
Avg. Dist. to Rail [m]	8.2	3.4	2.0	2.1	4.0	7.3
Avg. Stride Freq. [Hz]	2.3	2.3	2.3	2.2	2.2	2.1
Avg. Stride Length [m]	6.4	7.9	7.9	7.7	7.3	7.0



- [ ] Ranking at each section and finish
- .-.- No data available at this section
- NA No data available



Horse/Jockey Name	Spellhound
Final Rank	6
Fastest Section Time (Section)	0:11.06 (1000m)
Top Speed [km/h] (Section)	66.8 (Overall)
Race State	Finished



**Doomben QLD Professional**  
**Race 2: GALLOPERS SPORTS CLUB QTIS Three-Year-Old**  
**Colts and Geldings Maiden Plate - 1200m**

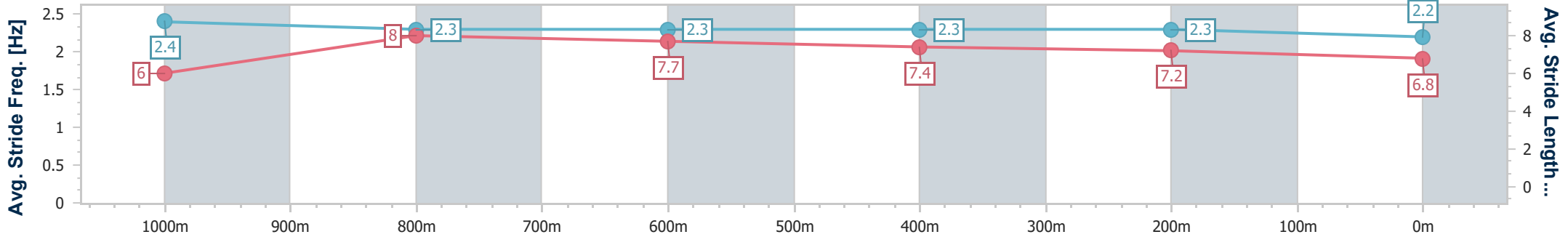
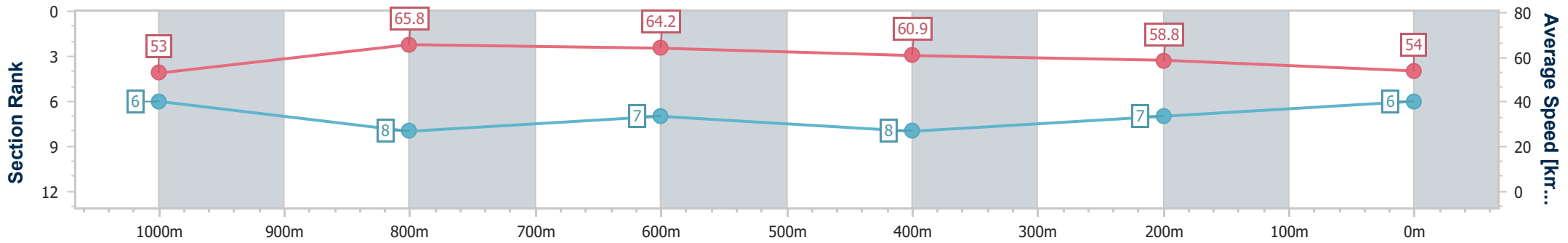
16 April 2025 - 12:36

Track Rating: Heavy 9, Weather: Fine, Rail Position: +3m Entire



BRISBANE  
RACING CLUB

Section	Overall	1000m	800m	600m	400m	200m
Section Times	1:13.11 [6] (0:13.58)	0:59.53 [6] (0:11.06)	0:48.47 [8] (0:11.17)	0:37.30 [7] (0:11.78)	0:25.52 [8] (0:12.21)	0:13.31 [7] (0:13.31)
Average Speed [km/h]	53.0	65.8	64.2	60.9	58.8	54.0
Top Speed [km/h]	66.8	66.6	66.2	62.8	60.0	57.1
Avg. Dist. to Rail [m]	9.5	4.3	0.7	0.8	2.1	5.3
Avg. Stride Freq. [Hz]	2.4	2.3	2.3	2.3	2.3	2.2
Avg. Stride Length [m]	6.0	8.0	7.7	7.4	7.2	6.8



- [ ] Ranking at each section and finish
- .-.- No data available at this section
- NA No data available



Horse/Jockey Name	Shaque D'amour
Final Rank	7
Fastest Section Time (Section)	0:10.72 (1000m)
Top Speed [km/h] (Section)	69.5 (1000m)
Race State	Finished



**Doomben QLD Professional**  
**Race 2: GALLOPERS SPORTS CLUB QTIS Three-Year-Old**  
**Colts and Geldings Maiden Plate - 1200m**

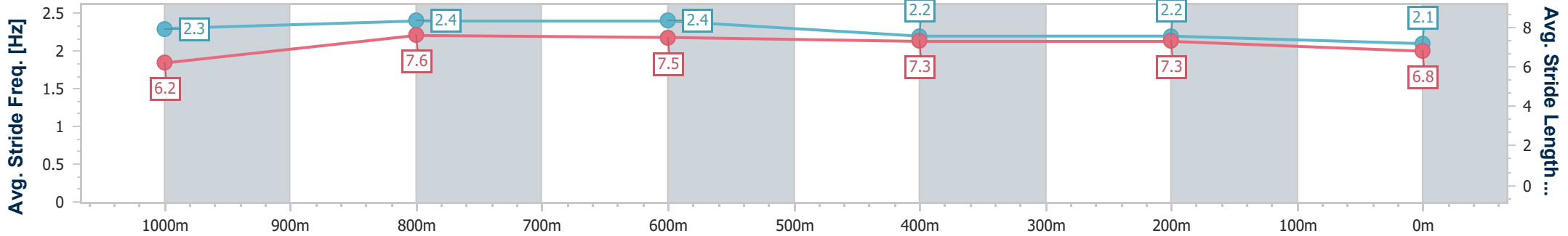
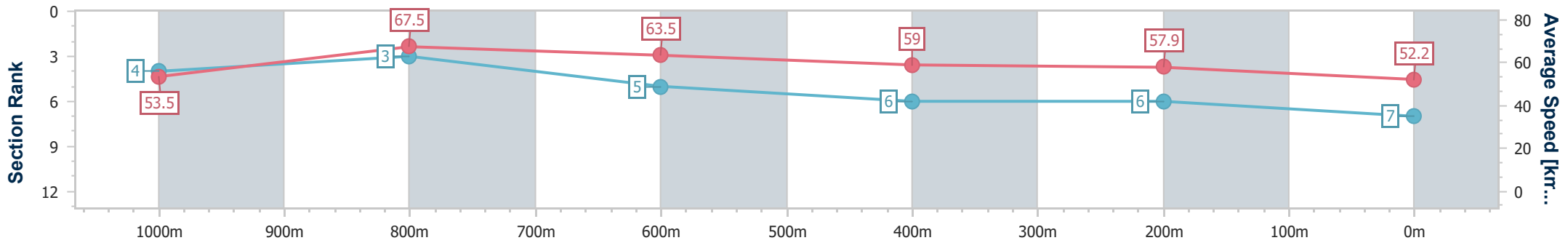
16 April 2025 - 12:36

Track Rating: Heavy 9, Weather: Fine, Rail Position: +3m Entire



BRISBANE  
RACING CLUB

Section	Overall	1000m	800m	600m	400m	200m
Section Times	1:13.49 [7] (0:13.44)	1:00.05 [4] (0:10.72)	0:49.33 [3] (0:11.29)	0:38.04 [5] (0:11.93)	0:26.11 [6] (0:12.31)	0:13.80 [6] (0:13.80)
Average Speed [km/h]	53.5	67.5	63.5	59.0	57.9	52.2
Top Speed [km/h]	69.5	69.5	65.7	62.1	59.5	56.2
Avg. Dist. to Rail [m]	7.2	3.8	1.1	3.9	3.0	0.6
Avg. Stride Freq. [Hz]	2.3	2.4	2.4	2.2	2.2	2.1
Avg. Stride Length [m]	6.2	7.6	7.5	7.3	7.3	6.8



- [ ] Ranking at each section and finish
- .-.- No data available at this section
- NA No data available





Horse/Jockey Name	Pride Of Ice
Final Rank	8
Fastest Section Time (Section)	0:10.79 (1000m)
Top Speed [km/h] (Section)	68.5 (1000m)
Race State	Finished

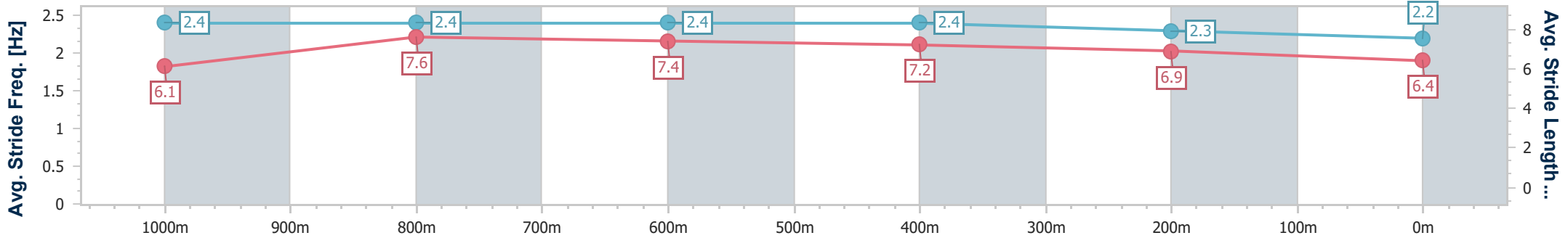
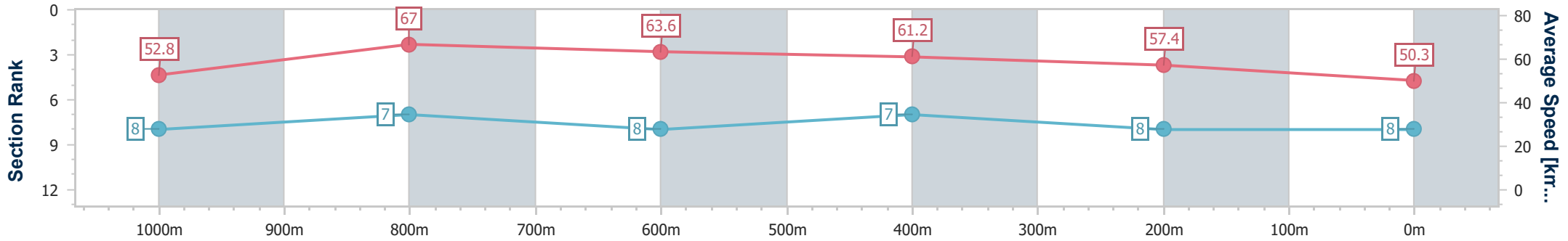


**Doomben QLD Professional**  
**Race 2: GALLOPERS SPORTS CLUB QTIS Three-Year-Old**  
**Colts and Geldings Maiden Plate - 1200m**  
 16 April 2025 - 12:36  
 Track Rating: Heavy 9, Weather: Fine, Rail Position: +3m Entire



BRISBANE  
RACING CLUB

Section	Overall	1000m	800m	600m	400m	200m
Section Times	1:14.39 [8] (0:13.72)	1:00.67 [8] (0:10.79)	0:49.88 [7] (0:11.31)	0:38.57 [8] (0:11.74)	0:26.83 [7] (0:12.53)	0:14.30 [8] (0:14.30)
Average Speed [km/h]	52.8	67.0	63.6	61.2	57.4	50.3
Top Speed [km/h]	68.2	68.5	66.7	63.9	59.0	54.3
Avg. Dist. to Rail [m]	4.6	1.9	0.5	0.5	0.9	1.6
Avg. Stride Freq. [Hz]	2.4	2.4	2.4	2.4	2.3	2.2
Avg. Stride Length [m]	6.1	7.6	7.4	7.2	6.9	6.4



- [ ] Ranking at each section and finish
- .-.- No data available at this section
- NA No data available



# Doomben QLD Professional

## Race 3: SKY RACING QTIS Two-Year-Old Maiden Plate - 1200m

16 April 2025 - 13:14



BRISBANE  
RACING CLUB

Track Rating: Heavy 9, Weather: Fine, Rail Position: +3m Entire

Section		Field Times										Last 600m	
		Overall	1000m	800m	600m	400m	200m						0:35.84
		1:12.23 (0:13.39)	0:58.84 (0:10.88)	0:47.96 (0:12.12)	0:35.84 (0:11.90)	0:23.94 (0:11.42)	0:12.52 (0:12.52)						
Rank	TAB Horse/Jockey	Barrier	Top Speed [km/h]	Fastest Section								Margin	Distance Travelled [m]
1	4 COOL ARCHIE Martin Harley	8	66.7 1000m	0:11.20 1000m	1:12.23 [1] (0:13.78)	0:58.45 [6] (0:11.20)	0:47.25 [5] (0:11.62)	0:35.63 [3] (0:11.75)	0:23.88 [3] (0:11.36)	0:12.52 [1] (0:12.52)	1:12.23	0:35.63	
2	3 CALL DA VINCI Jim Byrne	1	67.2 1000m	0:11.18 1000m	1:12.45 [2] (0:13.53)	0:58.92 [3] (0:11.18)	0:47.74 [2] (0:12.01)	0:35.73 [4] (0:11.91)	0:23.82 [4] (0:11.58)	0:12.24 [4] (0:12.24)	1.32L	0:35.73	-3
3	5 FIND ME Angela Jones	6	67.2 1000m	0:11.26 1000m	1:12.82 [3] (0:13.52)	0:59.30 [2] (0:11.26)	0:48.04 [3] (0:11.74)	0:36.30 [2] (0:11.77)	0:24.53 [2] (0:11.79)	0:12.74 [3] (0:12.74)	3.47L	0:36.30	-10
4	11 SUMMIT Ryan Maloney	9	66.5 Overall	0:11.36 1000m	1:12.98 [4] (0:13.89)	0:59.09 [8] (0:11.36)	0:47.73 [8] (0:11.83)	0:35.90 [8] (0:11.77)	0:24.13 [6] (0:11.46)	0:12.67 [5] (0:12.67)	4.39L	0:35.90	-5
5	6 HEADSTRONG Justin Huxtable	7	68.7 1000m	0:10.88 1000m	1:13.37 [5] (0:13.39)	0:59.98 [1] (0:10.88)	0:49.10 [1] (0:12.12)	0:36.98 [1] (0:11.90)	0:25.08 [1] (0:11.70)	0:13.38 [2] (0:13.38)	6.7L	0:36.98	-4
6	15 NEWEVA Bailey Wheeler	4	67.2 1000m	0:11.35 1000m	1:13.44 [6] (0:13.88)	0:59.56 [7] (0:11.35)	0:48.21 [7] (0:11.57)	0:36.64 [5] (0:11.89)	0:24.75 [5] (0:11.83)	0:12.92 [6] (0:12.92)	7.11L	0:36.64	+2
7	14 LACEYLACE Cejay Graham	2	65.6 1000m	0:11.39 1000m	1:13.96 [7] (0:13.72)	1:00.24 [5] (0:11.39)	0:48.85 [6] (0:11.92)	0:36.93 [7] (0:12.17)	0:24.76 [8] (0:11.98)	0:12.78 [8] (0:12.78)	10.19L	0:36.93	-5
8	1 BETTER GO TORQUE Cody Collis	5	67.4 Overall	0:11.19 1000m	1:14.19 [8] (0:13.62)	1:00.57 [4] (0:11.19)	0:49.38 [4] (0:12.00)	0:37.38 [6] (0:12.18)	0:25.20 [7] (0:12.14)	0:13.06 [7] (0:13.06)	11.5L	0:37.38	-2

Scratched: Isti Star (#13), Parading Gus (#9), Flashmaster (#18), Egyptian Goddess (#19), Hidden Future (#12), Mr Democrat (#8), Quarry Man (#10), Snitzstream (#16), Angel's Trumpet (#20), Mahmoa (#7), B

[ ] Ranking at each section and finish  
-:--:- No data available at this section  
NA No data available

SCN Saddle cloth number  
DNF Did not finish  
DNT Did not track



Horse/Jockey Name	Cool Archie
Final Rank	1
Fastest Section Time (Section)	0:11.20 (1000m)
Top Speed [km/h] (Section)	66.7 (1000m)
Race State	Finished

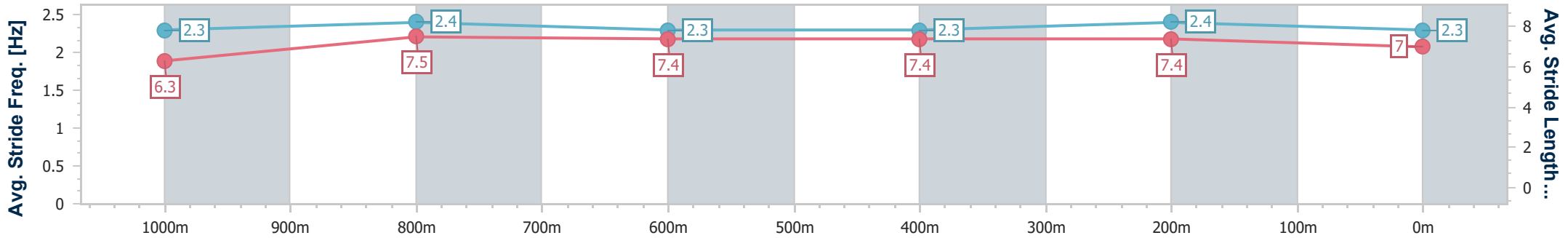
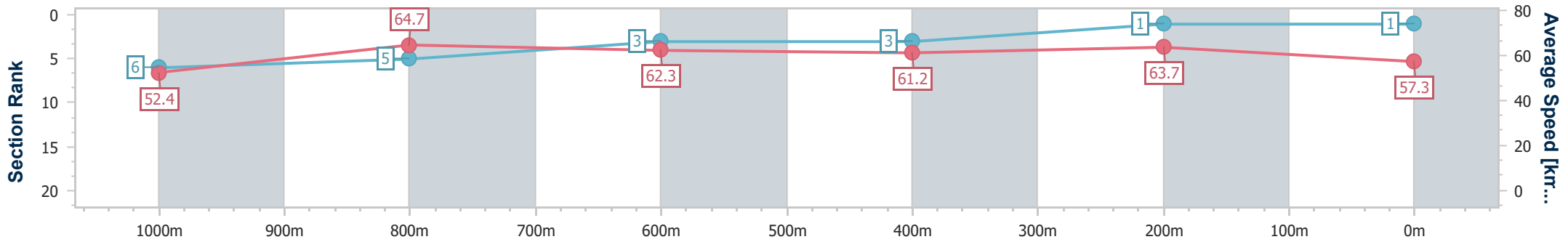


**Doomben QLD Professional**  
**Race 3: SKY RACING QTIS Two-Year-Old Maiden Plate - 1200m**  
 16 April 2025 - 13:14  
 Track Rating: Heavy 9, Weather: Fine, Rail Position: +3m Entire



**BRISBANE**  
RACING CLUB

Section	Overall	1000m	800m	600m	400m	200m
Section Times	1:12.23 [1] (0:13.78)	0:58.45 [6] (0:11.20)	0:47.25 [5] (0:11.62)	0:35.63 [3] (0:11.75)	0:23.88 [3] (0:11.36)	0:12.52 [1] (0:12.52)
Average Speed [km/h]	52.4	64.7	62.3	61.2	63.7	57.3
Top Speed [km/h]	65.9	66.7	64.6	62.6	65.3	62.2
Avg. Dist. to Rail [m]	8.5	3.0	1.4	0.3	1.5	2.4
Avg. Stride Freq. [Hz]	2.3	2.4	2.3	2.3	2.4	2.3
Avg. Stride Length [m]	6.3	7.5	7.4	7.4	7.4	7.0



- [ ] Ranking at each section and finish
- .-.- No data available at this section
- NA No data available



Horse/Jockey Name	Call Da Vinci
Final Rank	2
Fastest Section Time (Section)	0:11.18 (1000m)
Top Speed [km/h] (Section)	67.2 (1000m)
Race State	Finished

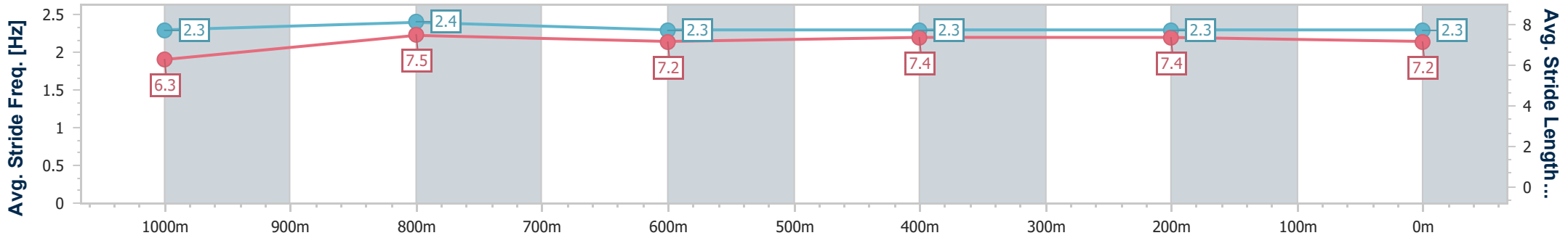
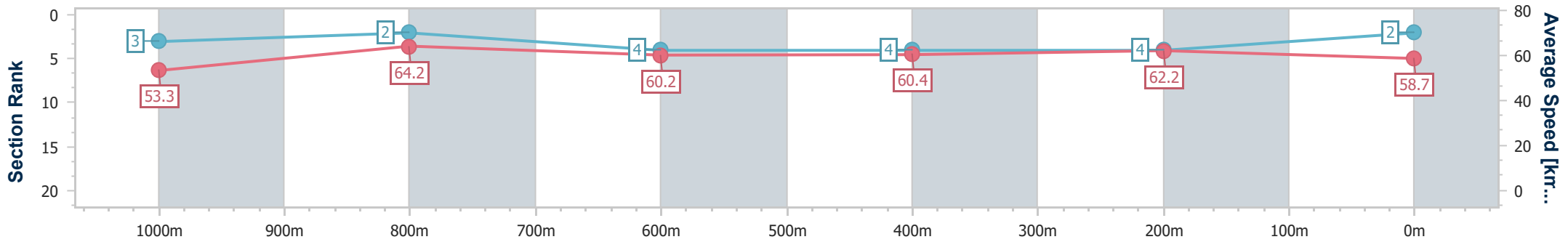


**Doomben QLD Professional**  
**Race 3: SKY RACING QTIS Two-Year-Old Maiden Plate - 1200m**  
 16 April 2025 - 13:14  
 Track Rating: Heavy 9, Weather: Fine, Rail Position: +3m Entire



**BRISBANE**  
RACING CLUB

Section	Overall	1000m	800m	600m	400m	200m
Section Times	1:12.45 [2] (0:13.53)	0:58.92 [3] (0:11.18)	0:47.74 [2] (0:12.01)	0:35.73 [4] (0:11.91)	0:23.82 [4] (0:11.58)	0:12.24 [4] (0:12.24)
Average Speed [km/h]	53.3	64.2	60.2	60.4	62.2	58.7
Top Speed [km/h]	67.0	67.2	61.6	61.7	63.7	62.7
Avg. Dist. to Rail [m]	1.1	0.3	0.3	0.5	2.7	3.2
Avg. Stride Freq. [Hz]	2.3	2.4	2.3	2.3	2.3	2.3
Avg. Stride Length [m]	6.3	7.5	7.2	7.4	7.4	7.2



- [ ] Ranking at each section and finish
- .-.- No data available at this section
- NA No data available



Horse/Jockey Name	Find Me
Final Rank	3
Fastest Section Time (Section)	0:11.26 (1000m)
Top Speed [km/h] (Section)	67.2 (1000m)
Race State	Finished

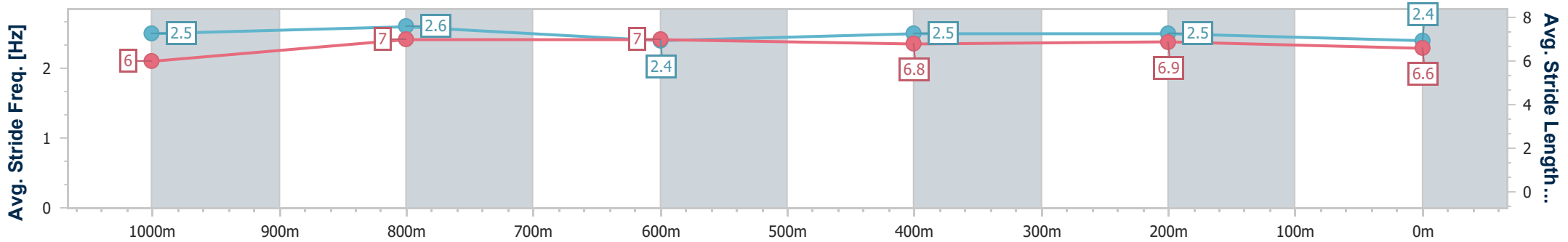
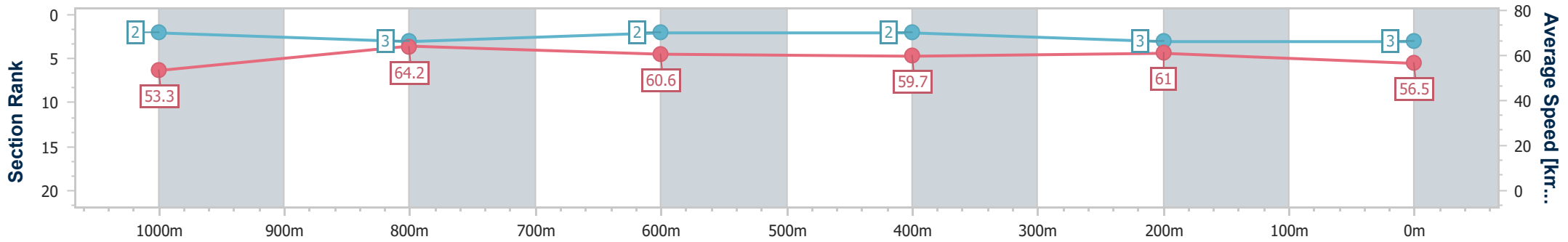


**Doomben QLD Professional**  
**Race 3: SKY RACING QTIS Two-Year-Old Maiden Plate - 1200m**  
 16 April 2025 - 13:14  
 Track Rating: Heavy 9, Weather: Fine, Rail Position: +3m Entire



BRISBANE  
RACING CLUB

Section	Overall	1000m	800m	600m	400m	200m
Section Times	1:12.82 [3] (0:13.52)	0:59.30 [2] (0:11.26)	0:48.04 [3] (0:11.74)	0:36.30 [2] (0:11.77)	0:24.53 [2] (0:11.79)	0:12.74 [3] (0:12.74)
Average Speed [km/h]	53.3	64.2	60.6	59.7	61.0	56.5
Top Speed [km/h]	66.6	67.2	61.5	60.6	62.1	59.2
Avg. Dist. to Rail [m]	5.5	2.2	2.5	3.6	2.0	1.7
Avg. Stride Freq. [Hz]	2.5	2.6	2.4	2.5	2.5	2.4
Avg. Stride Length [m]	6.0	7.0	7.0	6.8	6.9	6.6



- [ ] Ranking at each section and finish
- .-.- No data available at this section
- NA No data available



Horse/Jockey Name	Summit
Final Rank	4
Fastest Section Time (Section)	0:11.36 (1000m)
Top Speed [km/h] (Section)	66.5 (Overall)
Race State	Finished

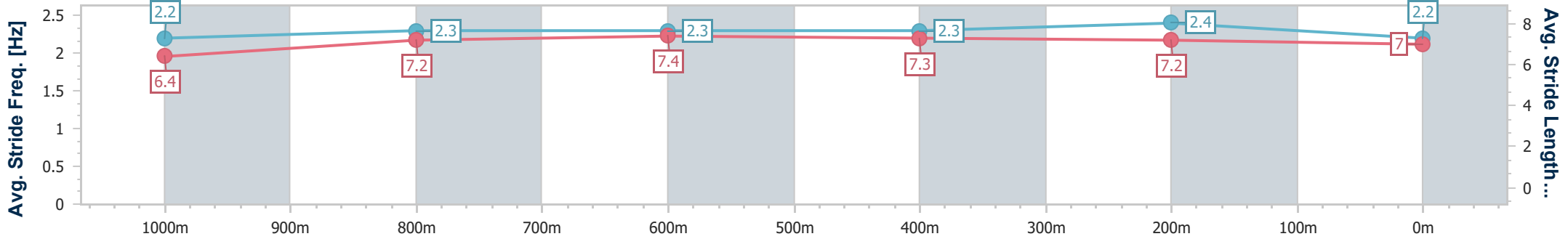
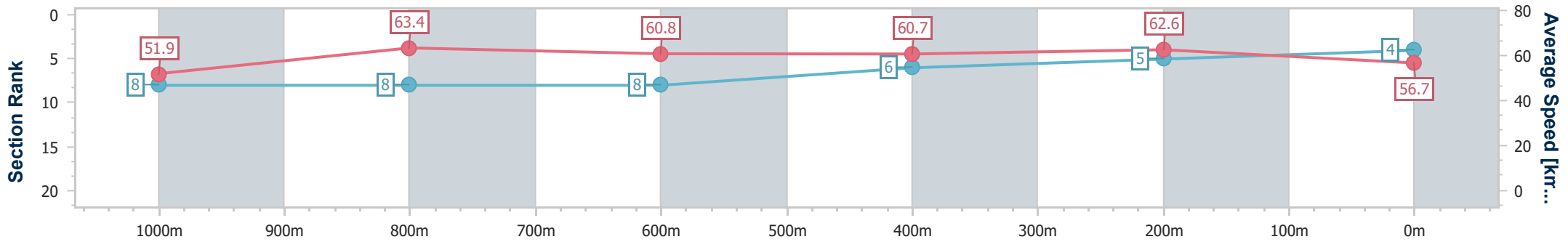


**Doomben QLD Professional**  
**Race 3: SKY RACING QTIS Two-Year-Old Maiden Plate - 1200m**  
 16 April 2025 - 13:14  
 Track Rating: Heavy 9, Weather: Fine, Rail Position: +3m Entire



BRISBANE  
RACING CLUB

Section	Overall	1000m	800m	600m	400m	200m
Section Times	1:12.98 [4] (0:13.89)	0:59.09 [8] (0:11.36)	0:47.73 [8] (0:11.83)	0:35.90 [8] (0:11.77)	0:24.13 [6] (0:11.46)	0:12.67 [5]
Average Speed [km/h]	51.9	63.4	60.8	60.7	62.6	56.7
Top Speed [km/h]	66.5	64.8	61.9	62.4	63.9	61.4
Avg. Dist. to Rail [m]	5.7	1.1	0.6	1.4	1.8	3.5
Avg. Stride Freq. [Hz]	2.2	2.3	2.3	2.3	2.4	2.2
Avg. Stride Length [m]	6.4	7.2	7.4	7.3	7.2	7.0



- [ ] Ranking at each section and finish
- .-.- No data available at this section
- NA No data available



Horse/Jockey Name	Headstrong
Final Rank	5
Fastest Section Time (Section)	0:10.88 (1000m)
Top Speed [km/h] (Section)	68.7 (1000m)
Race State	Finished

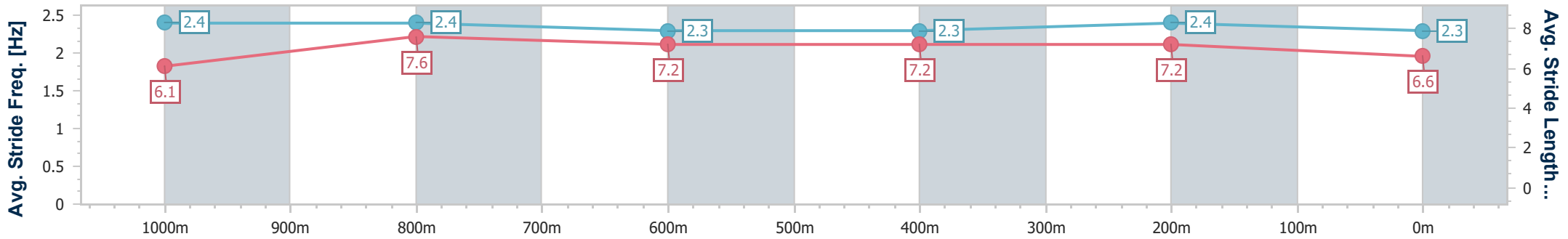
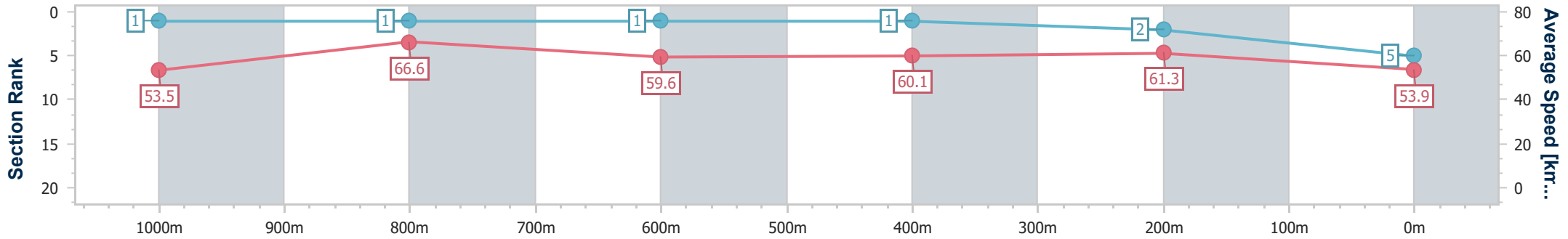


**Doomben QLD Professional**  
**Race 3: SKY RACING QTIS Two-Year-Old Maiden Plate - 1200m**  
 16 April 2025 - 13:14  
 Track Rating: Heavy 9, Weather: Fine, Rail Position: +3m Entire



BRISBANE  
RACING CLUB

Section	Overall	1000m	800m	600m	400m	200m
Section Times	1:13.37 [5] (0:13.39)	0:59.98 [1] (0:10.88)	0:49.10 [1] (0:12.12)	0:36.98 [1] (0:11.90)	0:25.08 [1] (0:11.70)	0:13.38 [2] (0:13.38)
Average Speed [km/h]	53.5	66.6	59.6	60.1	61.3	53.9
Top Speed [km/h]	68.2	68.7	61.9	62.0	62.9	58.3
Avg. Dist. to Rail [m]	6.6	3.0	0.3	1.1	1.3	2.1
Avg. Stride Freq. [Hz]	2.4	2.4	2.3	2.3	2.4	2.3
Avg. Stride Length [m]	6.1	7.6	7.2	7.2	7.2	6.6



- [ ] Ranking at each section and finish
- .-.- No data available at this section
- NA No data available



Horse/Jockey Name	Neweva
Final Rank	6
Fastest Section Time (Section)	0:11.35 (1000m)
Top Speed [km/h] (Section)	67.2 (1000m)
Race State	Finished

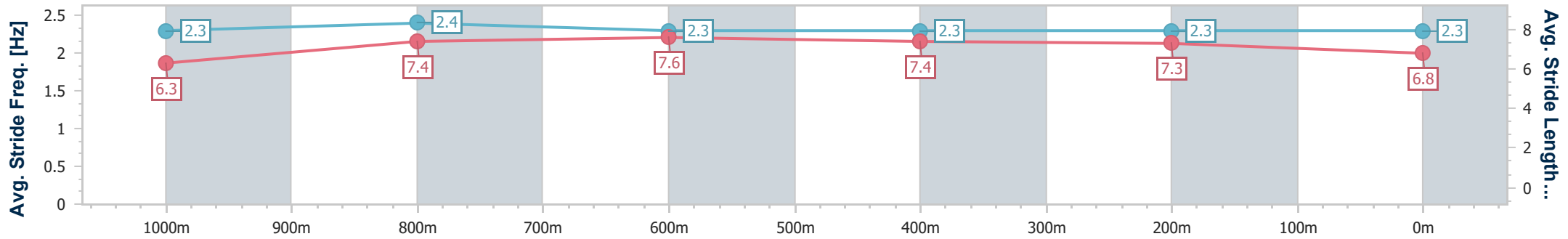
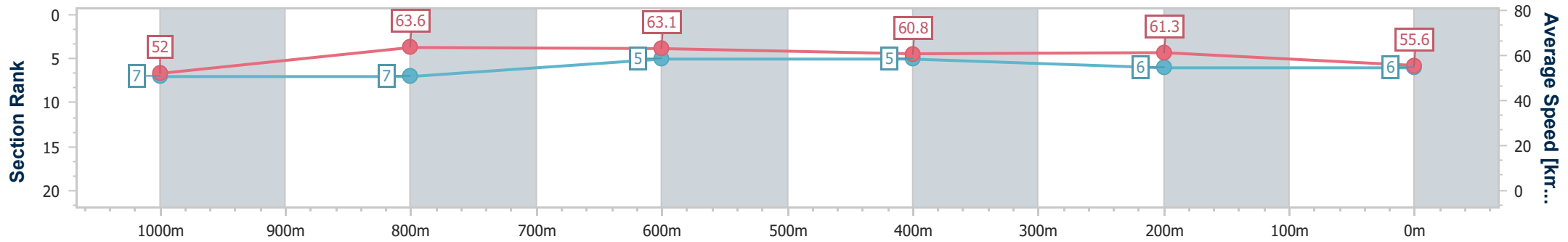


**Doomben QLD Professional**  
**Race 3: SKY RACING QTIS Two-Year-Old Maiden Plate - 1200m**  
 16 April 2025 - 13:14  
 Track Rating: Heavy 9, Weather: Fine, Rail Position: +3m Entire



**BRISBANE**  
RACING CLUB

Section	Overall	1000m	800m	600m	400m	200m
Section Times	1:13.44 [6] (0:13.88)	0:59.56 [7] (0:11.35)	0:48.21 [7] (0:11.57)	0:36.64 [5] (0:11.89)	0:24.75 [5] (0:11.83)	0:12.92 [6] (0:12.92)
Average Speed [km/h]	52.0	63.6	63.1	60.8	61.3	55.6
Top Speed [km/h]	67.1	67.2	64.5	62.1	62.3	59.7
Avg. Dist. to Rail [m]	3.8	2.8	2.1	1.3	3.9	4.4
Avg. Stride Freq. [Hz]	2.3	2.4	2.3	2.3	2.3	2.3
Avg. Stride Length [m]	6.3	7.4	7.6	7.4	7.3	6.8



- [ ] Ranking at each section and finish
- .-.- No data available at this section
- NA No data available





Horse/Jockey Name	Laceylace
Final Rank	7
Fastest Section Time (Section)	0:11.39 (1000m)
Top Speed [km/h] (Section)	65.6 (1000m)
Race State	Finished

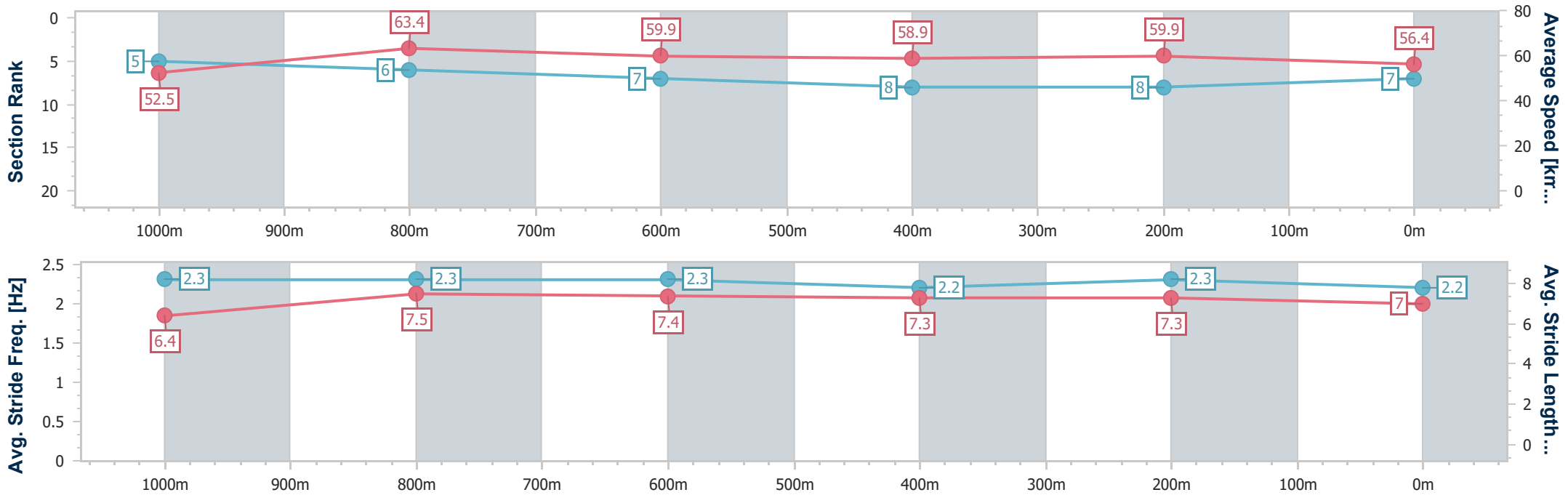


**Doomben QLD Professional**  
**Race 3: SKY RACING QTIS Two-Year-Old Maiden Plate - 1200m**  
 16 April 2025 - 13:14  
 Track Rating: Heavy 9, Weather: Fine, Rail Position: +3m Entire



**BRISBANE**  
RACING CLUB

Section	Overall	1000m	800m	600m	400m	200m
Section Times	1:13.96 [7] (0:13.72)	1:00.24 [5] (0:11.39)	0:48.85 [6] (0:11.92)	0:36.93 [7] (0:12.17)	0:24.76 [8] (0:11.98)	0:12.78 [8] (0:12.78)
Average Speed [km/h]	52.5	63.4	59.9	58.9	59.9	56.4
Top Speed [km/h]	65.6	65.6	61.3	59.8	60.7	58.5
Avg. Dist. to Rail [m]	2.0	0.4	0.7	1.1	1.2	3.3
Avg. Stride Freq. [Hz]	2.3	2.3	2.3	2.2	2.3	2.2
Avg. Stride Length [m]	6.4	7.5	7.4	7.3	7.3	7.0



- [ ] Ranking at each section and finish
- .-.- No data available at this section
- NA No data available



Horse/Jockey Name	Better Go Torque
Final Rank	8
Fastest Section Time (Section)	0:11.19 (1000m)
Top Speed [km/h] (Section)	67.4 (Overall)
Race State	Finished

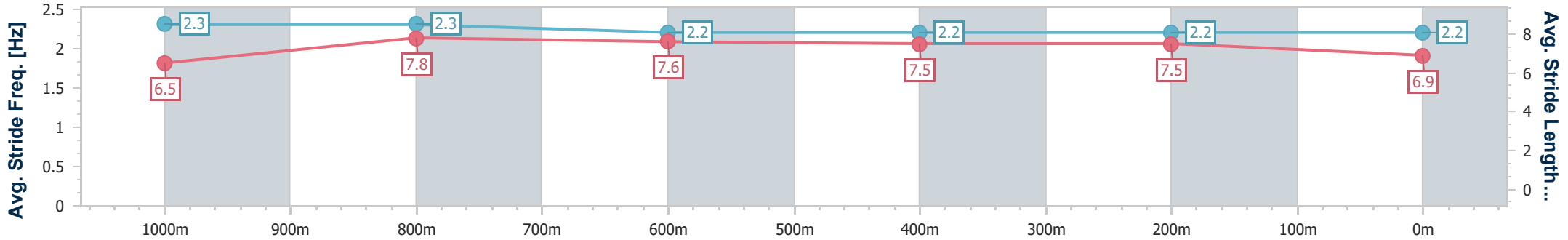
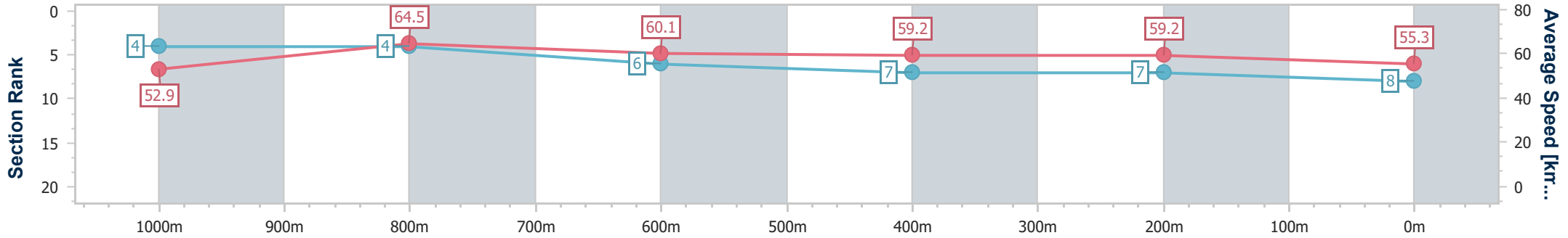


**Doomben QLD Professional**  
**Race 3: SKY RACING QTIS Two-Year-Old Maiden Plate - 1200m**  
 16 April 2025 - 13:14  
 Track Rating: Heavy 9, Weather: Fine, Rail Position: +3m Entire



**BRISBANE**  
 RACING CLUB

Section	Overall	1000m	800m	600m	400m	200m
Section Times	1:14.19 [8] (0:13.62)	1:00.57 [4] (0:11.19)	0:49.38 [4] (0:12.00)	0:37.38 [6] (0:12.18)	0:25.20 [7] (0:12.14)	0:13.06 [7] (0:13.06)
Average Speed [km/h]	52.9	64.5	60.1	59.2	59.2	55.3
Top Speed [km/h]	67.4	67.3	62.4	60.5	60.9	58.5
Avg. Dist. to Rail [m]	2.4	0.9	0.5	0.4	3.0	6.4
Avg. Stride Freq. [Hz]	2.3	2.3	2.2	2.2	2.2	2.2
Avg. Stride Length [m]	6.5	7.8	7.6	7.5	7.5	6.9



- [ ] Ranking at each section and finish
- .-.- No data available at this section
- NA No data available



**Doomben QLD Professional**  
**Race 4: MAGIC MILLIONS NATIONAL SALE IN MAY RATINGS BAND 0 -**  
**65 Handicap - 1110m**  
**16 April 2025 - 13:46**



Track Rating: Heavy 9, Weather: Fine, Rail Position: +3m Entire

Section		Overall	1000m	800m	600m	400m	200m	Last 600m					
Field Times		1:06.34 (0:08.12)	0:58.22 (0:10.66)	0:47.56 (0:11.42)	0:36.14 (0:11.81)	0:24.33 (0:12.00)	0:12.33 (0:12.33)	0:36.14					
Rank	TAB Horse/Jockey	Barrier	Top Speed [km/h]	Fastest Section							Margin	Distance Travelled [m]	
1	2 BRAVELY Andrew Mallyon	2	65.9 1000m	0:08.41 Overall	1:06.34 [1] (0:08.41)	0:57.93 [4] (0:11.29)	0:46.64 [4] (0:11.43)	0:35.21 [4] (0:11.59)	0:23.62 [4] (0:11.34)	0:12.28 [3] (0:12.28)	1:06.34	0:35.21	
2	4 LANTAU ISLAND Ryan Maloney	4	65.3 1000m	0:08.65 Overall	1:06.37 [2] (0:08.65)	0:57.72 [7] (0:11.38)	0:46.34 [7] (0:11.46)	0:34.88 [7] (0:11.39)	0:23.49 [6] (0:11.24)	0:12.25 [5] (0:12.25)	0.16L	0:34.88	+2
3	1 LIMERO Kyle Wilson-Taylor	5	66.6 1000m	0:08.35 Overall	1:06.53 [3] (0:08.35)	0:58.18 [3] (0:11.10)	0:47.08 [3] (0:11.51)	0:35.57 [3] (0:11.54)	0:24.03 [3] (0:11.51)	0:12.52 [1] (0:12.52)	1.16L	0:35.57	+1
4	3 ALPHA BRAVO Jade Hampson	3	68.8 1000m	0:08.24 Overall	1:06.64 [4] (0:08.24)	0:58.40 [2] (0:10.68)	0:47.72 [2] (0:11.32)	0:36.40 [2] (0:11.96)	0:24.44 [2] (0:11.86)	0:12.58 [2] (0:12.58)	1.8L	0:36.40	-1
5	6 ARDERN Cejay Graham	6	66.6 1000m	0:08.64 Overall	1:06.94 [5] (0:08.64)	0:58.30 [6] (0:11.16)	0:47.14 [6] (0:11.61)	0:35.53 [6] (0:11.80)	0:23.73 [7] (0:11.39)	0:12.34 [7] (0:12.34)	3.56L	0:35.53	+9
6	5 SARATOGA POWER Damien Thornton	1	65.5 1000m	0:08.46 Overall	1:07.01 [6] (0:08.46)	0:58.55 [5] (0:11.27)	0:47.28 [5] (0:11.55)	0:35.73 [5] (0:11.49)	0:24.24 [5] (0:11.45)	0:12.79 [6] (0:12.79)	3.94L	0:35.73	-2
7	7 TOP BIRD Nozi Tomizawa	7	69.4 1000m	0:08.12 Overall	1:07.72 [7] (0:08.12)	0:59.60 [1] (0:10.66)	0:48.94 [1] (0:11.42)	0:37.52 [1] (0:11.81)	0:25.71 [1] (0:12.06)	0:13.65 [4] (0:13.65)	8.12L	0:37.52	+2

Scratched: Indaza (#10), Woosh Ka Boom (#8), Maconda (#11), Egotistic (#9)



Horse/Jockey Name	Bravely
Final Rank	1
Fastest Section Time (Section)	0:08.41 (Overall)
Top Speed [km/h] (Section)	65.9 (1000m)
Race State	Finished



Doomben QLD Professional  
 Race 4: MAGIC MILLIONS NATIONAL SALE IN MAY RATINGS  
 BAND 0 - 65 Handicap - 1110m

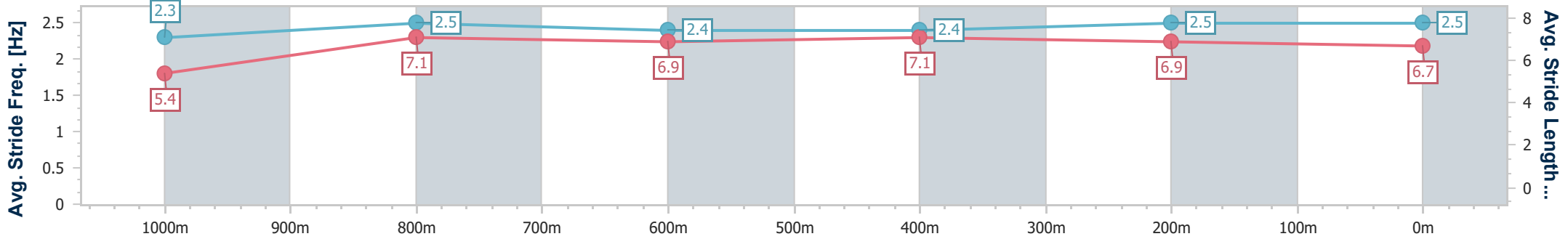
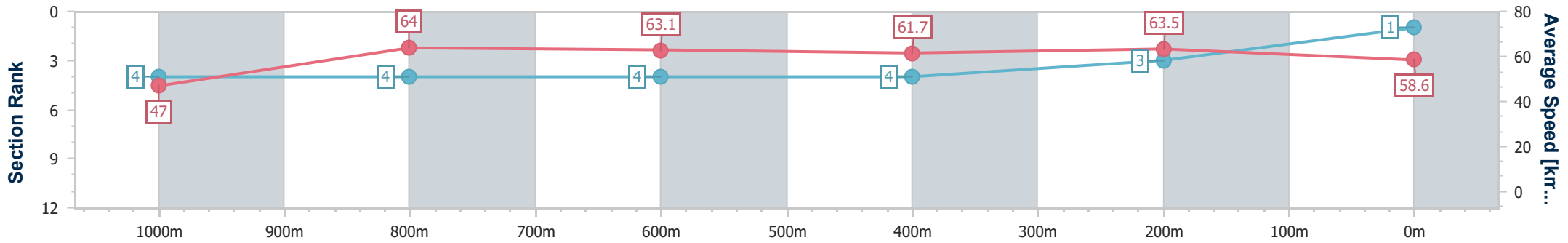


BRISBANE  
 RACING CLUB

16 April 2025 - 13:46

Track Rating: Heavy 9, Weather: Fine, Rail Position: +3m Entire

Section	Overall	1000m	800m	600m	400m	200m
Section Times	1:06.34 [1] (0:08.41)	0:57.93 [4] (0:11.29)	0:46.64 [4] (0:11.43)	0:35.21 [4] (0:11.59)	0:23.62 [4] (0:11.34)	0:12.28 [3] (0:12.28)
Average Speed [km/h]	47.0	64.0	63.1	61.7	63.5	58.6
Top Speed [km/h]	63.4	65.9	64.1	62.5	64.9	62.7
Avg. Dist. to Rail [m]	2.1	0.6	0.1	0.5	1.8	3.9
Avg. Stride Freq. [Hz]	2.3	2.5	2.4	2.4	2.5	2.5
Avg. Stride Length [m]	5.4	7.1	6.9	7.1	6.9	6.7



- [ ] Ranking at each section and finish
- .-.- No data available at this section
- NA No data available



Horse/Jockey Name	Lantau Island
Final Rank	2
Fastest Section Time (Section)	0:08.65 (Overall)
Top Speed [km/h] (Section)	65.3 (1000m)
Race State	Finished

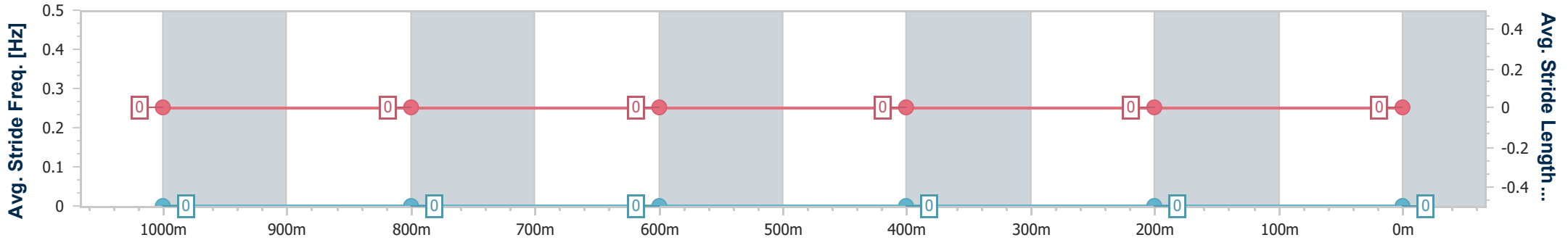
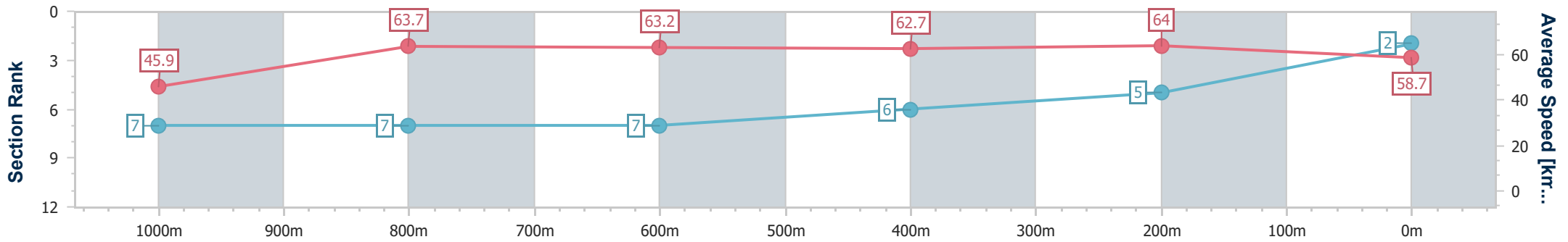


**Doomben QLD Professional**  
**Race 4: MAGIC MILLIONS NATIONAL SALE IN MAY RATINGS**  
**BAND 0 - 65 Handicap - 1110m**  
 16 April 2025 - 13:46  
 Track Rating: Heavy 9, Weather: Fine, Rail Position: +3m Entire



BRISBANE  
RACING CLUB

Section	Overall	1000m	800m	600m	400m	200m
Section Times	1:06.37 [2] (0:08.65)	0:57.72 [7] (0:11.38)	0:46.34 [7] (0:11.46)	0:34.88 [7] (0:11.39)	0:23.49 [6] (0:11.24)	0:12.25 [5] (0:12.25)
Average Speed [km/h]	45.9	63.7	63.2	62.7	64.0	58.7
Top Speed [km/h]	62.1	65.3	64.4	63.9	65.2	61.8
Avg. Dist. to Rail [m]	3.9	3.7	1.3	1.6	1.4	4.1
Avg. Stride Freq. [Hz]	---	---	---	---	---	---
Avg. Stride Length [m]	---	---	---	---	---	---



- [ ] Ranking at each section and finish
- No data available at this section
- NA No data available



Horse/Jockey Name	Limero
Final Rank	3
Fastest Section Time (Section)	0:08.35 (Overall)
Top Speed [km/h] (Section)	66.6 (1000m)
Race State	Finished

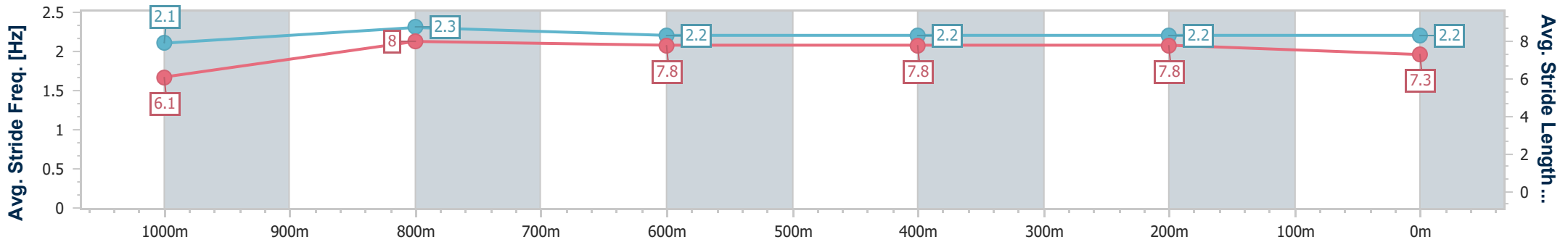
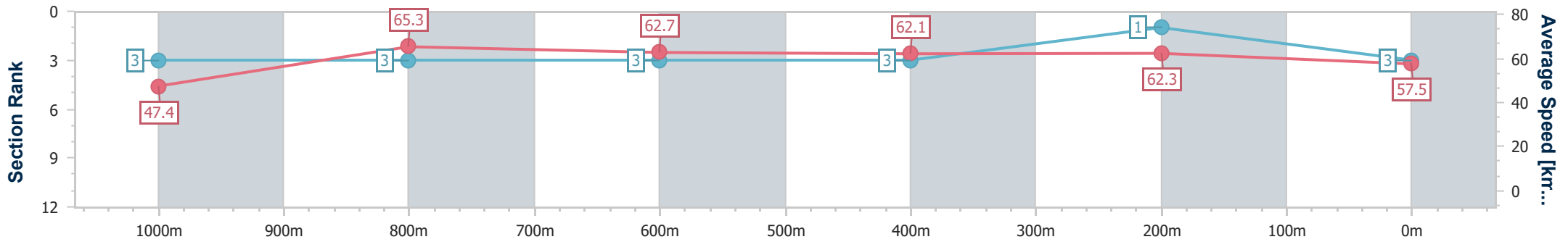


**Doomben QLD Professional**  
**Race 4: MAGIC MILLIONS NATIONAL SALE IN MAY RATINGS**  
**BAND 0 - 65 Handicap - 1110m**  
 16 April 2025 - 13:46  
 Track Rating: Heavy 9, Weather: Fine, Rail Position: +3m Entire



BRISBANE  
RACING CLUB

Section	Overall	1000m	800m	600m	400m	200m
Section Times	1:06.53 [3] (0:08.35)	0:58.18 [3] (0:11.10)	0:47.08 [3] (0:11.51)	0:35.57 [3] (0:11.54)	0:24.03 [3] (0:11.51)	0:12.52 [1] (0:12.52)
Average Speed [km/h]	47.4	65.3	62.7	62.1	62.3	57.5
Top Speed [km/h]	65.4	66.6	63.7	63.2	63.1	61.6
Avg. Dist. to Rail [m]	4.7	2.5	0.9	1.1	1.3	2.7
Avg. Stride Freq. [Hz]	2.1	2.3	2.2	2.2	2.2	2.2
Avg. Stride Length [m]	6.1	8.0	7.8	7.8	7.8	7.3



- [ ] Ranking at each section and finish
- .-.- No data available at this section
- NA No data available



Horse/Jockey Name	Alpha Bravo
Final Rank	4
Fastest Section Time (Section)	0:08.24 (Overall)
Top Speed [km/h] (Section)	68.8 (1000m)
Race State	Finished

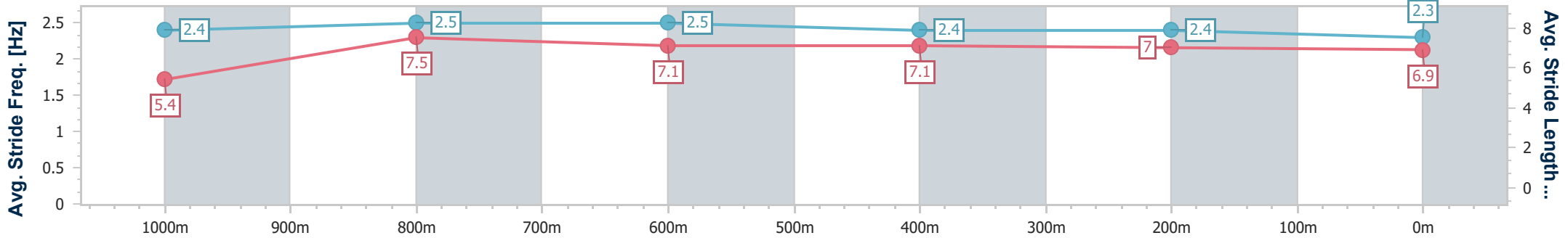
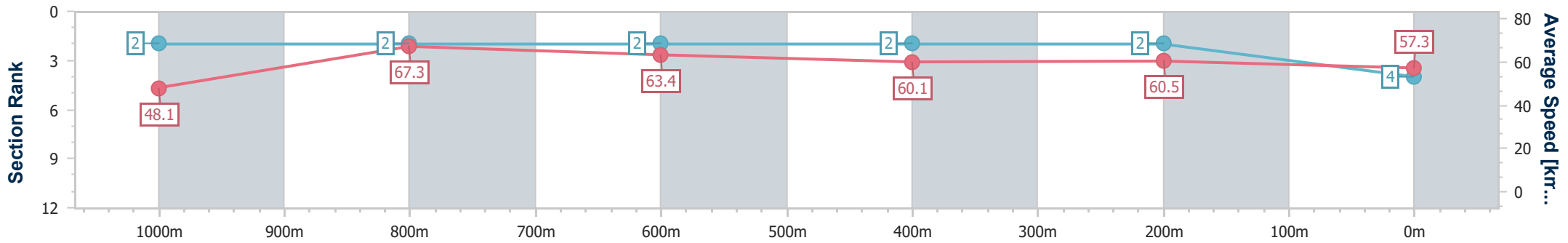


**Doomben QLD Professional**  
**Race 4: MAGIC MILLIONS NATIONAL SALE IN MAY RATINGS**  
**BAND 0 - 65 Handicap - 1110m**  
 16 April 2025 - 13:46  
 Track Rating: Heavy 9, Weather: Fine, Rail Position: +3m Entire



BRISBANE  
RACING CLUB

Section	Overall	1000m	800m	600m	400m	200m
Section Times	1:06.64 [4] (0:08.24)	0:58.40 [2] (0:10.68)	0:47.72 [2] (0:11.32)	0:36.40 [2] (0:11.96)	0:24.44 [2] (0:11.86)	0:12.58 [2] (0:12.58)
Average Speed [km/h]	48.1	67.3	63.4	60.1	60.5	57.3
Top Speed [km/h]	66.0	68.8	65.4	62.5	61.9	60.3
Avg. Dist. to Rail [m]	3.3	0.6	0.3	0.5	1.0	1.4
Avg. Stride Freq. [Hz]	2.4	2.5	2.5	2.4	2.4	2.3
Avg. Stride Length [m]	5.4	7.5	7.1	7.1	7.0	6.9



- [ ] Ranking at each section and finish
- .-.- No data available at this section
- NA No data available



Horse/Jockey Name	Ardern
Final Rank	5
Fastest Section Time (Section)	0:08.64 (Overall)
Top Speed [km/h] (Section)	66.6 (1000m)
Race State	Finished

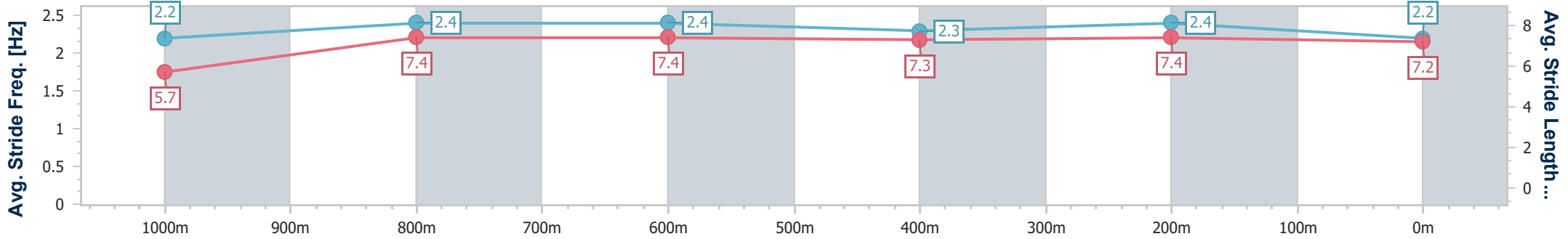
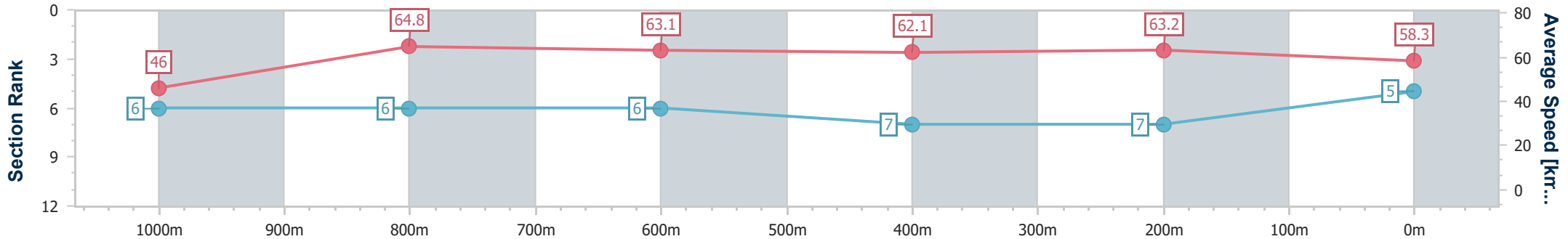


**Doomben QLD Professional**  
**Race 4: MAGIC MILLIONS NATIONAL SALE IN MAY RATINGS**  
**BAND 0 - 65 Handicap - 1110m**  
 16 April 2025 - 13:46  
 Track Rating: Heavy 9, Weather: Fine, Rail Position: +3m Entire



BRISBANE  
RACING CLUB

Section	Overall	1000m	800m	600m	400m	200m
Section Times	1:06.94 [5] (0:08.64)	0:58.30 [6] (0:11.16)	0:47.14 [6] (0:11.61)	0:35.53 [6] (0:11.80)	0:23.73 [7] (0:11.39)	0:12.34 [7] (0:12.34)
Average Speed [km/h]	46.0	64.8	63.1	62.1	63.2	58.3
Top Speed [km/h]	63.1	66.6	63.7	63.2	64.0	63.5
Avg. Dist. to Rail [m]	4.7	2.2	3.6	3.2	0.7	3.5
Avg. Stride Freq. [Hz]	2.2	2.4	2.4	2.3	2.4	2.2
Avg. Stride Length [m]	5.7	7.4	7.4	7.3	7.4	7.2



- [ ] Ranking at each section and finish
- .-.- No data available at this section
- NA No data available





Horse/Jockey Name	Saratoga Power
Final Rank	6
Fastest Section Time (Section)	0:08.46 (Overall)
Top Speed [km/h] (Section)	65.5 (1000m)
Race State	Finished

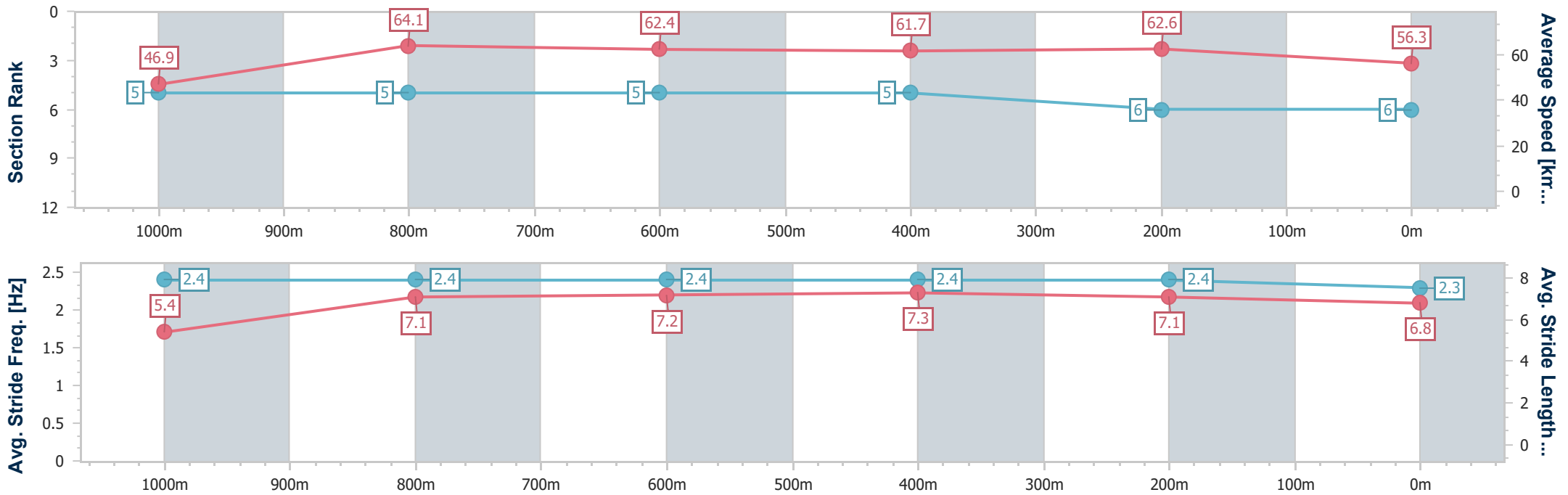


**Doomben QLD Professional**  
**Race 4: MAGIC MILLIONS NATIONAL SALE IN MAY RATINGS**  
**BAND 0 - 65 Handicap - 1110m**  
 16 April 2025 - 13:46  
 Track Rating: Heavy 9, Weather: Fine, Rail Position: +3m Entire



BRISBANE  
RACING CLUB

Section	Overall	1000m	800m	600m	400m	200m
Section Times	1:07.01 [6] (0:08.46)	0:58.55 [5] (0:11.27)	0:47.28 [5] (0:11.55)	0:35.73 [5] (0:11.49)	0:24.24 [5] (0:11.45)	0:12.79 [6] (0:12.79)
Average Speed [km/h]	46.9	64.1	62.4	61.7	62.6	56.3
Top Speed [km/h]	64.3	65.5	63.0	63.3	63.3	60.9
Avg. Dist. to Rail [m]	1.3	0.5	0.5	2.0	2.2	0.8
Avg. Stride Freq. [Hz]	2.4	2.4	2.4	2.4	2.4	2.3
Avg. Stride Length [m]	5.4	7.1	7.2	7.3	7.1	6.8



- [ ] Ranking at each section and finish
- .-.- No data available at this section
- NA No data available



Horse/Jockey Name	Top Bird
Final Rank	7
Fastest Section Time (Section)	0:08.12 (Overall)
Top Speed [km/h] (Section)	69.4 (1000m)
Race State	Finished



**Doomben QLD Professional**  
**Race 4: MAGIC MILLIONS NATIONAL SALE IN MAY RATINGS**  
**BAND 0 - 65 Handicap - 1110m**

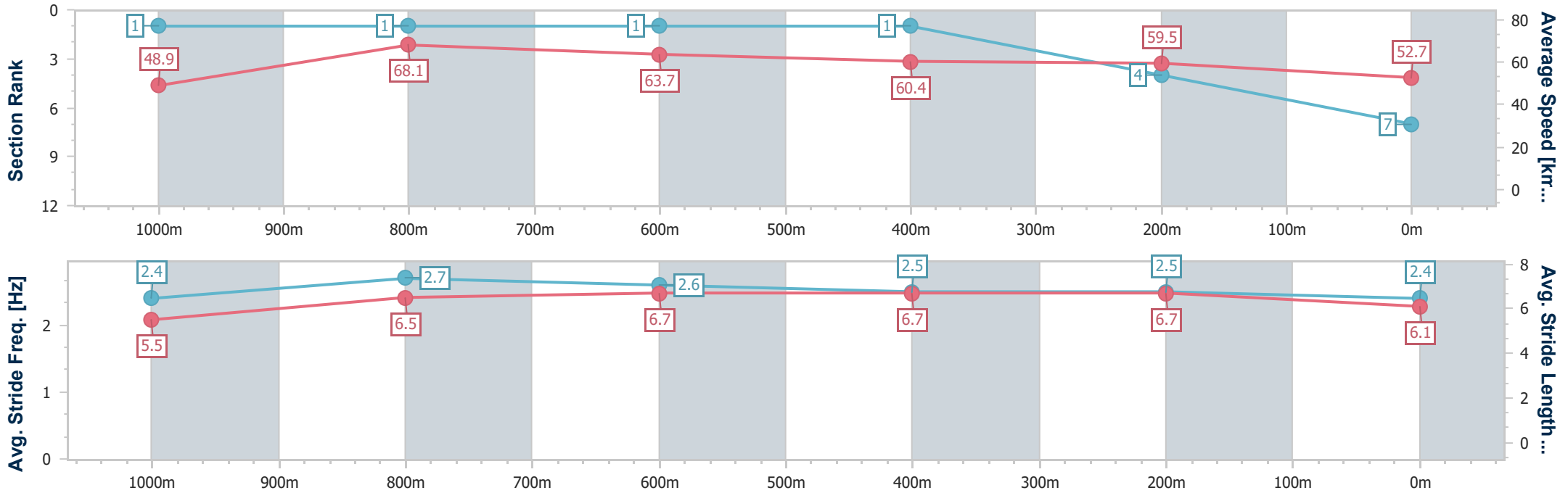
16 April 2025 - 13:46

Track Rating: Heavy 9, Weather: Fine, Rail Position: +3m Entire



BRISBANE  
RACING CLUB

Section	Overall	1000m	800m	600m	400m	200m
Section Times	1:07.72 [7] (0:08.12)	0:59.60 [1] (0:10.66)	0:48.94 [1] (0:11.42)	0:37.52 [1] (0:11.81)	0:25.71 [1] (0:12.06)	0:13.65 [4] (0:13.65)
Average Speed [km/h]	48.9	68.1	63.7	60.4	59.5	52.7
Top Speed [km/h]	66.7	69.4	66.5	62.7	60.2	57.7
Avg. Dist. to Rail [m]	6.7	4.3	2.3	1.6	3.0	1.3
Avg. Stride Freq. [Hz]	2.4	2.7	2.6	2.5	2.5	2.4
Avg. Stride Length [m]	5.5	6.5	6.7	6.7	6.7	6.1



- [ ] Ranking at each section and finish
- .-.- No data available at this section
- NA No data available



# Doomben QLD Professional

## Race 5: LADBROKES FAST WITHDRAWALS BENCHMARK 68 Handicap - 2020m

16 April 2025 - 14:21



BRISBANE  
RACING CLUB

Track Rating: Heavy 8, Weather: Fine, Rail Position: +3m Entire

Section		Overall	1800m	1600m	1400m	1200m	1000m	800m	Last 600m				
Field Times		2:07.17 (0:15.85)	1:51.32 (0:12.57)	1:38.75 (0:11.96)	1:26.79 (0:12.19)	1:14.60 (0:12.79)	1:01.81 (0:12.84)	0:48.97 (0:12.43)	0:36.54				
Rank	TAB Horse/Jockey	Barrier	Top Speed [km/h]	Fastest Section	Distance Travelled [m]								
1	12 CHILLAXING Martin Harley	7	61.2 1600m	0:11.86 400m	2:07.17 [1] (0:16.32)	1:50.85 [5] (0:12.13)	1:38.72 [2] (0:11.93)	1:26.79 [1] (0:12.19)	1:14.60 [1] (0:12.79)	1:01.81 [1] (0:12.84)	0:48.97 [1] (0:12.43)	0:36.54	
2	7 ICHIBAN Ryan Maloney	5	62.4 400m	0:11.89 400m	2:08.03 [2] (0:16.25)	1:51.78 [4] (0:12.63)	1:39.15 [6] (0:12.23)	1:26.92 [6] (0:12.24)	1:14.68 [6] (0:12.81)	1:01.87 [6] (0:12.82)	0:49.05 [5] (0:12.36)	0:36.69	+7
3	8 MANNERHEIM Mark Du Plessis	6	62.1 400m	0:11.90 400m	2:08.04 [3] (0:16.61)	1:51.43 [8] (0:12.57)	1:38.86 [7] (0:12.17)	1:26.69 [8] (0:12.20)	1:14.49 [8] (0:12.78)	1:01.71 [8] (0:12.84)	0:48.87 [7] (0:12.48)	0:36.39	+9
4	6 WAVERLEY Damien Thornton	1	61.7 400m	0:11.94 600m	2:08.13 [4] (0:16.22)	1:51.91 [3] (0:12.64)	1:39.27 [5] (0:12.13)	1:27.14 [5] (0:12.26)	1:14.88 [5] (0:12.89)	1:01.99 [5] (0:12.89)	0:49.10 [6] (0:12.37)	0:36.73	+1
5	5 PEROVIC Jake Bayliss	3	61.9 1400m	0:12.00 1600m	2:08.28 [5] (0:15.96)	1:52.32 [2] (0:12.65)	1:39.67 [3] (0:12.00)	1:27.67 [3] (0:12.05)	1:15.62 [2] (0:12.79)	1:02.83 [2] (0:12.84)	0:49.99 [2] (0:12.51)	0:37.48	+6
6	16 HE'S A SAINT Bailey Wheeler	4	61.3 400m	0:11.95 400m	2:08.60 [6] (0:16.52)	1:52.08 [7] (0:12.66)	1:39.42 [8] (0:12.16)	1:27.26 [7] (0:12.15)	1:15.11 [7] (0:12.81)	1:02.30 [7] (0:12.89)	0:49.41 [8] (0:12.45)	0:36.96	+0
7	9 SIGN OF PEACE Emily Lang	2	60.8 Overall	0:12.03 1600m	2:09.05 [7] (0:15.85)	1:53.20 [1] (0:12.57)	1:40.63 [1] (0:12.03)	1:28.60 [2] (0:12.41)	1:16.19 [3] (0:12.88)	1:03.31 [3] (0:12.86)	0:50.45 [3] (0:12.36)	0:38.09	+2
8	20 HILLCREST AVENUE Cody Collis	8	61.1 1400m	0:12.00 1600m	2:09.39 [8] (0:16.51)	1:52.88 [6] (0:12.28)	1:40.60 [4] (0:12.00)	1:28.60 [4] (0:12.21)	1:16.39 [4] (0:12.89)	1:03.50 [4] (0:12.88)	0:50.62 [4] (0:12.51)	0:38.11	+7

Scratched: Kirikan (#14), Brave Boy (#19), Hector De Maris (#1), Kiptanui (#4), Autumn Miss (#15), Liberty Park (#11), High Class Roller (#18), Master Copy (#2), Archer's Game (#10), Mindspace (#3), Up And



# Doomben QLD Professional

## Race 5: LADBROKES FAST WITHDRAWALS BENCHMARK 68 Handicap - 2020m

16 April 2025 - 14:21



BRISBANE  
RACING CLUB

Track Rating: Heavy 8, Weather: Fine, Rail Position: +3m Entire

Section				600m	400m	200m			Last 600m
Field Times				0:36.54 (0:12.28)	0:24.26 (0:11.86)	0:12.40 (0:12.40)			0:36.54
Rank	TAB Horse/Jockey	Barrier	Top Speed [km/h]	Fastest Section	Margin			Distance Travelled [m]	
1	12 CHILLAXING Martin Harley	7	61.2 1600m	0:11.86 400m	0:36.54 [1] (0:12.28)	0:24.26 [1] (0:11.86)	0:12.40 [1] (0:12.40)	2:07.17	0:36.54
2	7 ICHIBAN Ryan Maloney	5	62.4 400m	0:11.89 400m	0:36.69 [5] (0:12.05)	0:24.64 [5] (0:11.89)	0:12.75 [3] (0:12.75)	5.06L	0:36.69 +7
3	8 MANNERHEIM Mark Du Plessis	6	62.1 400m	0:11.90 400m	0:36.39 [8] (0:12.03)	0:24.36 [7] (0:11.90)	0:12.46 [5] (0:12.46)	5.13L	0:36.39 +9
4	6 WAVERLEY Damien Thornton	1	61.7 400m	0:11.94 600m	0:36.73 [6] (0:11.94)	0:24.79 [4] (0:11.96)	0:12.83 [4] (0:12.83)	5.62L	0:36.73 +1
5	5 PEROVIC Jake Bayliss	3	61.9 1400m	0:12.00 1600m	0:37.48 [2] (0:12.30)	0:25.18 [2] (0:12.12)	0:13.06 [2] (0:13.06)	6.54L	0:37.48 +6
6	16 HE'S A SAINT Bailey Wheeler	4	61.3 400m	0:11.95 400m	0:36.96 [7] (0:12.05)	0:24.91 [8] (0:11.95)	0:12.96 [7] (0:12.96)	8.38L	0:36.96 +0
7	9 SIGN OF PEACE Emily Lang	2	60.8 Overall	0:12.03 1600m	0:38.09 [3] (0:12.22)	0:25.87 [3] (0:12.41)	0:13.46 [6] (0:13.46)	11.03L	0:38.09 +2
8	20 HILLCREST AVENUE Cody Collis	8	61.1 1400m	0:12.00 1600m	0:38.11 [4] (0:12.35)	0:25.76 [6] (0:12.25)	0:13.51 [8] (0:13.51)	13.05L	0:38.11 +7

Scratched: Kirikan (#14), Brave Boy (#19), Hector De Maris (#1), Kiptanui (#4), Autumn Miss (#15), Liberty Park (#11), High Class Roller (#18), Master Copy (#2), Archer's Game (#10), Mindspace (#3), Up And

[ ] Ranking at each section and finish  
 -:-:- No data available at this section  
 NA No data available

SCN Saddle cloth number  
 DNF Did not finish  
 DNT Did not track



Horse/Jockey Name	Chillaxing
Final Rank	1
Fastest Section Time (Section)	0:11.86 (400m)
Top Speed [km/h] (Section)	61.2 (1600m)
Race State	Finished

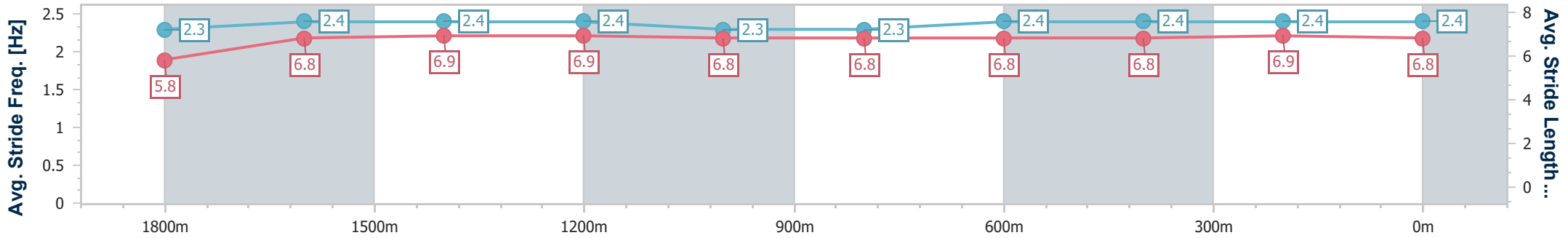
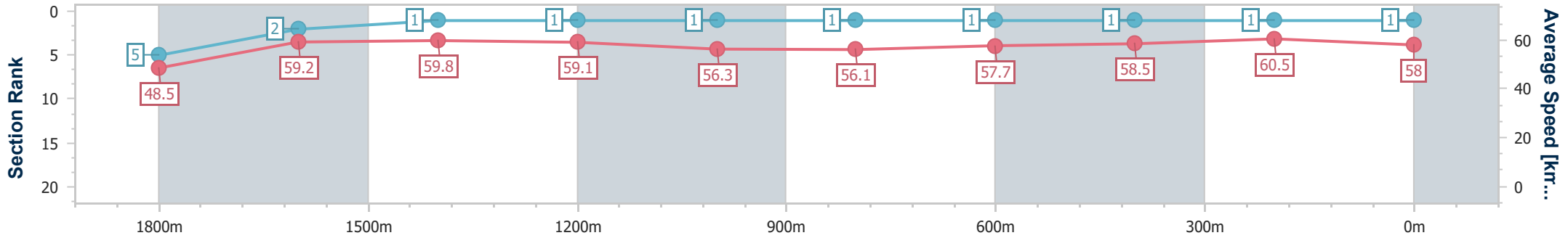


**Doomben QLD Professional**  
**Race 5: LADBROKES FAST WITHDRAWALS BENCHMARK 68**  
 Handicap - 2020m  
 16 April 2025 - 14:21  
 Track Rating: Heavy 8, Weather: Fine, Rail Position: +3m Entire



BRISBANE  
RACING CLUB

Section	Overall	1800m	1600m	1400m	1200m	1000m	800m	600m	400m	200m
Section Times	2:07.17 [1] (0:16.32)	1:50.85 [5] (0:12.13)	1:38.72 [2] (0:11.93)	1:26.79 [1] (0:12.19)	1:14.60 [1] (0:12.79)	1:01.81 [1] (0:12.84)	0:48.97 [1] (0:12.43)	0:36.54 [1] (0:12.28)	0:24.26 [1] (0:11.86)	0:12.40 [1] (0:12.40)
Average Speed [km/h]	48.5	59.2	59.8	59.1	56.3	56.1	57.7	58.5	60.5	58.0
Top Speed [km/h]	60.7	61.1	61.2	60.2	57.2	56.7	60.7	60.0	61.1	60.9
Avg. Dist. to Rail [m]	4.4	1.2	1.5	0.7	1.4	0.2	0.3	0.8	1.3	0.3
Avg. Stride Freq. [Hz]	2.3	2.4	2.4	2.4	2.3	2.3	2.4	2.4	2.4	2.4
Avg. Stride Length [m]	5.8	6.8	6.9	6.9	6.8	6.8	6.8	6.8	6.9	6.8



- [ ] Ranking at each section and finish
- .-.- No data available at this section
- NA No data available



Horse/Jockey Name	Ichiban
Final Rank	2
Fastest Section Time (Section)	0:11.89 (400m)
Top Speed [km/h] (Section)	62.4 (400m)
Race State	Finished

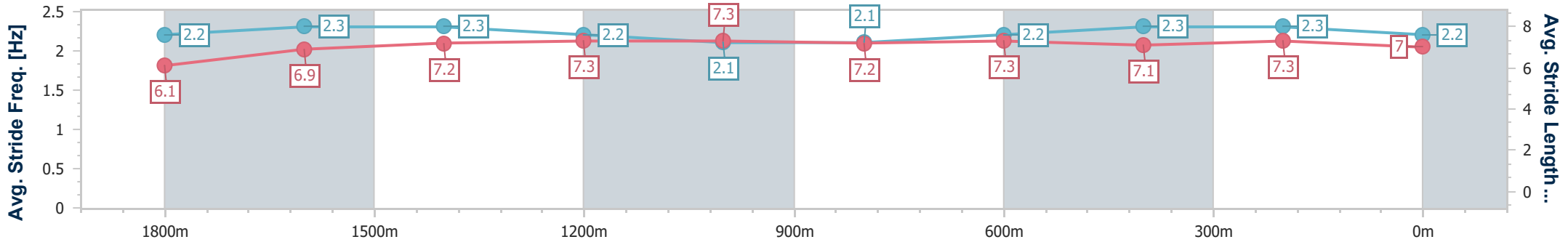
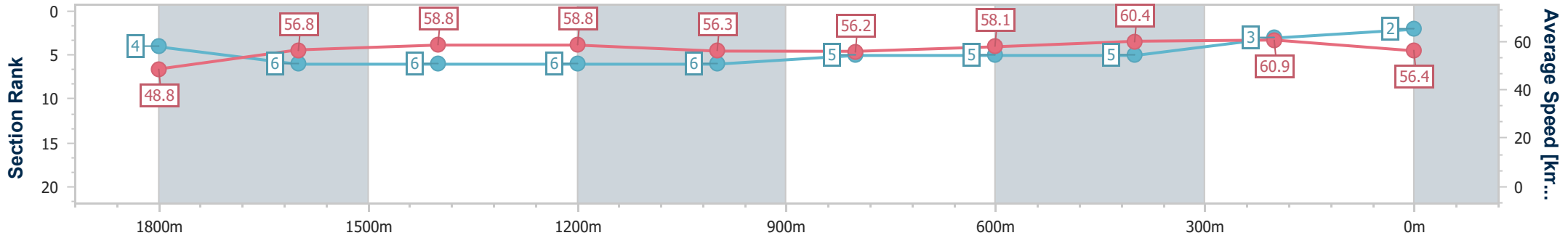


**Doomben QLD Professional**  
**Race 5: LADBROKES FAST WITHDRAWALS BENCHMARK 68**  
**Handicap - 2020m**  
**16 April 2025 - 14:21**  
**Track Rating: Heavy 8, Weather: Fine, Rail Position: +3m Entire**



**BRISBANE**  
**RACING CLUB**

Section	Overall	1800m	1600m	1400m	1200m	1000m	800m	600m	400m	200m
Section Times	2:08.03 [2] (0:16.25)	1:51.78 [4] (0:12.63)	1:39.15 [6] (0:12.23)	1:26.92 [6] (0:12.24)	1:14.68 [6] (0:12.81)	1:01.87 [6] (0:12.82)	0:49.05 [5] (0:12.36)	0:36.69 [5] (0:12.05)	0:24.64 [5] (0:11.89)	0:12.75 [3] (0:12.75)
Average Speed [km/h]	48.8	56.8	58.8	58.8	56.3	56.2	58.1	60.4	60.9	56.4
Top Speed [km/h]	59.5	59.5	60.6	60.3	57.5	57.8	61.1	61.1	62.4	59.8
Avg. Dist. to Rail [m]	1.8	0.7	0.7	0.3	0.5	0.3	0.5	1.4	3.9	5.0
Avg. Stride Freq. [Hz]	2.2	2.3	2.3	2.2	2.1	2.1	2.2	2.3	2.3	2.2
Avg. Stride Length [m]	6.1	6.9	7.2	7.3	7.3	7.2	7.3	7.1	7.3	7.0



- [ ] Ranking at each section and finish
- .-.- No data available at this section
- NA No data available



Horse/Jockey Name	Mannerheim
Final Rank	3
Fastest Section Time (Section)	0:11.90 (400m)
Top Speed [km/h] (Section)	62.1 (400m)
Race State	Finished

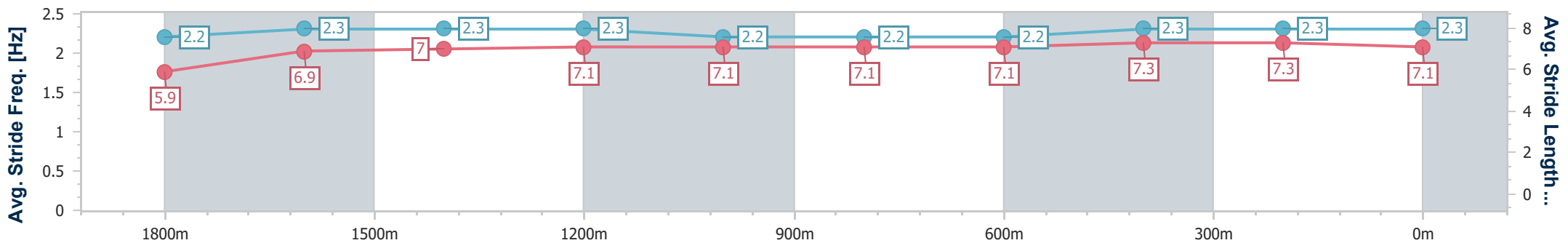
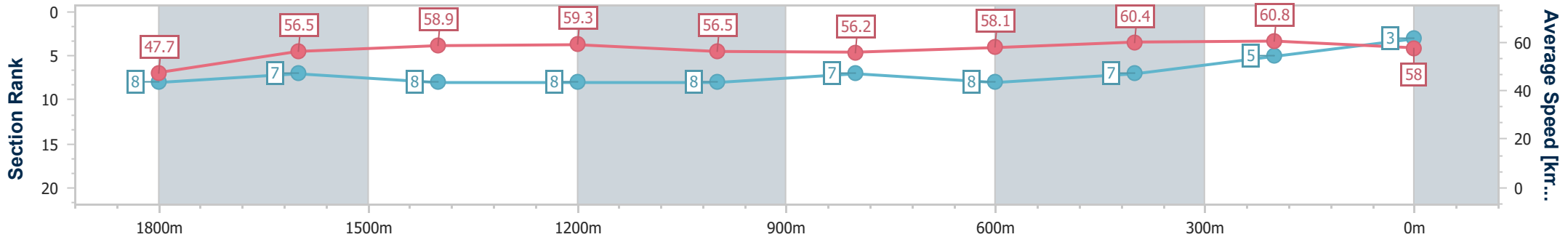


**Doomben QLD Professional**  
**Race 5: LADBROKES FAST WITHDRAWALS BENCHMARK 68**  
**Handicap - 2020m**  
**16 April 2025 - 14:21**  
**Track Rating: Heavy 8, Weather: Fine, Rail Position: +3m Entire**



**BRISBANE**  
**RACING CLUB**

Section	Overall	1800m	1600m	1400m	1200m	1000m	800m	600m	400m	200m
Section Times	2:08.04 [3] (0:16.61)	1:51.43 [8] (0:12.57)	1:38.86 [7] (0:12.17)	1:26.69 [8] (0:12.20)	1:14.49 [8] (0:12.78)	1:01.71 [8] (0:12.84)	0:48.87 [7] (0:12.48)	0:36.39 [8] (0:12.03)	0:24.36 [7] (0:11.90)	0:12.46 [5] (0:12.46)
Average Speed [km/h]	47.7	56.5	58.9	59.3	56.5	56.2	58.1	60.4	60.8	58.0
Top Speed [km/h]	60.3	58.8	61.0	60.8	58.5	57.2	60.6	61.4	62.1	59.9
Avg. Dist. to Rail [m]	2.5	2.4	0.9	1.1	2.3	1.5	1.3	1.8	4.5	5.0
Avg. Stride Freq. [Hz]	2.2	2.3	2.3	2.3	2.2	2.2	2.2	2.3	2.3	2.3
Avg. Stride Length [m]	5.9	6.9	7.0	7.1	7.1	7.1	7.1	7.3	7.3	7.1



- [ ] Ranking at each section and finish
- .-.- No data available at this section
- NA No data available



Horse/Jockey Name	Waverley
Final Rank	4
Fastest Section Time (Section)	0:11.94 (600m)
Top Speed [km/h] (Section)	61.7 (400m)
Race State	Finished

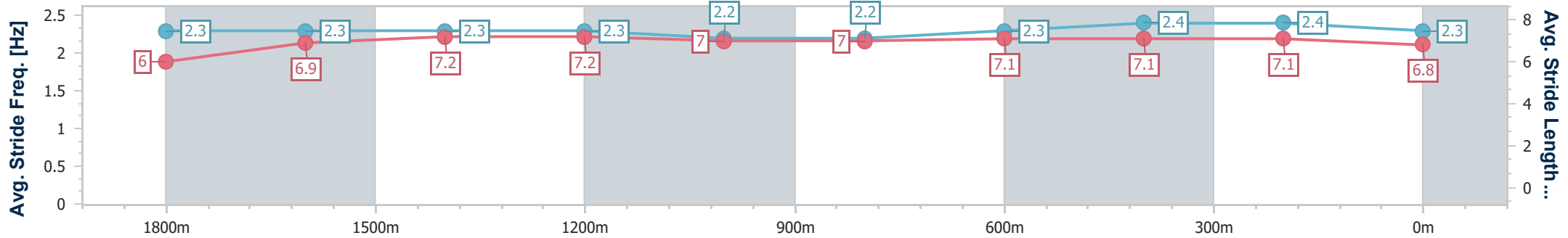
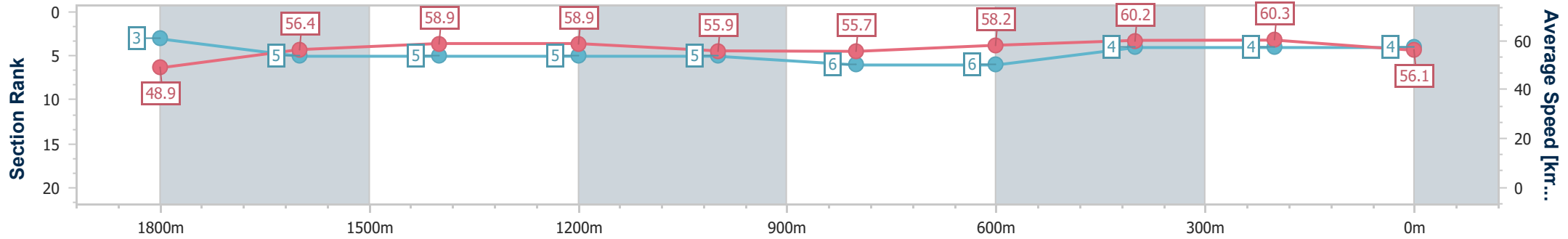


**Doomben QLD Professional**  
**Race 5: LADBROKES FAST WITHDRAWALS BENCHMARK 68**  
**Handicap - 2020m**  
**16 April 2025 - 14:21**  
**Track Rating: Heavy 8, Weather: Fine, Rail Position: +3m Entire**



**BRISBANE**  
**RACING CLUB**

Section	Overall	1800m	1600m	1400m	1200m	1000m	800m	600m	400m	200m
Section Times	2:08.13 [4] (0:16.22)	1:51.91 [3] (0:12.64)	1:39.27 [5] (0:12.13)	1:27.14 [5] (0:12.26)	1:14.88 [5] (0:12.89)	1:01.99 [5] (0:12.89)	0:49.10 [6] (0:12.37)	0:36.73 [6] (0:11.94)	0:24.79 [4] (0:11.96)	0:12.83 [4] (0:12.83)
Average Speed [km/h]	48.9	56.4	58.9	58.9	55.9	55.7	58.2	60.2	60.3	56.1
Top Speed [km/h]	59.0	58.9	59.9	59.4	57.5	56.9	60.8	61.2	61.7	60.2
Avg. Dist. to Rail [m]	1.6	1.9	1.2	0.3	1.3	0.5	0.5	0.5	1.7	2.7
Avg. Stride Freq. [Hz]	2.3	2.3	2.3	2.3	2.2	2.2	2.3	2.4	2.4	2.3
Avg. Stride Length [m]	6.0	6.9	7.2	7.2	7.0	7.0	7.1	7.1	7.1	6.8



- [ ] Ranking at each section and finish
- .-.- No data available at this section
- NA No data available





Horse/Jockey Name	Perovic
Final Rank	5
Fastest Section Time (Section)	0:12.00 (1600m)
Top Speed [km/h] (Section)	61.9 (1400m)
Race State	Finished

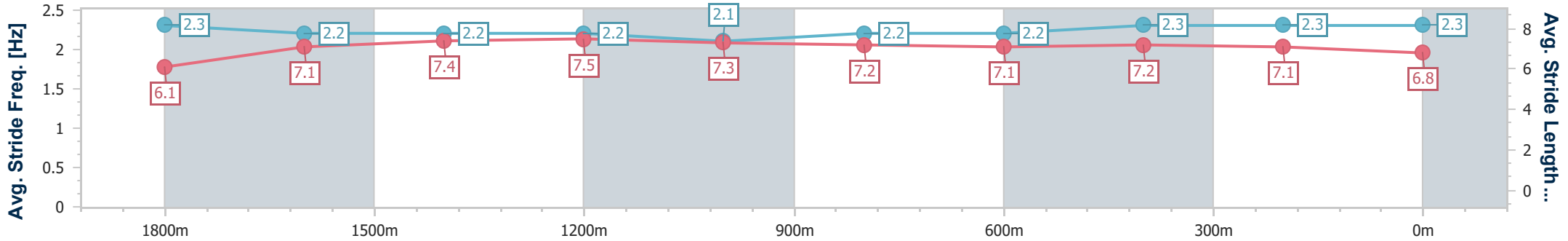
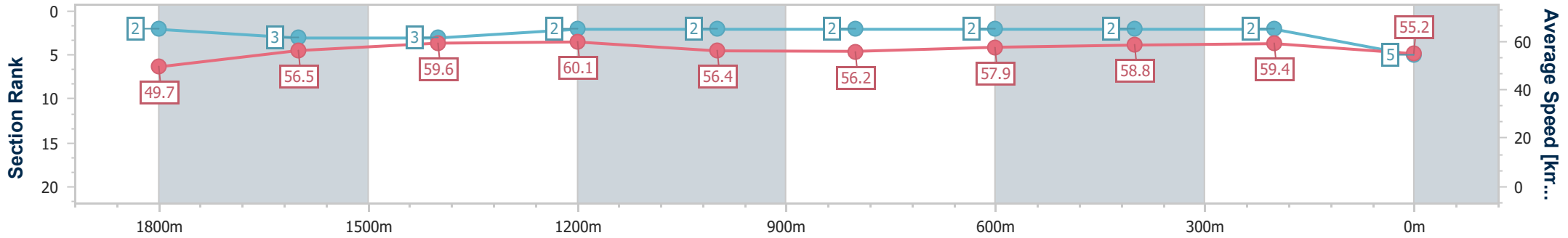


**Doomben QLD Professional**  
**Race 5: LADBROKES FAST WITHDRAWALS BENCHMARK 68**  
**Handicap - 2020m**  
**16 April 2025 - 14:21**  
**Track Rating: Heavy 8, Weather: Fine, Rail Position: +3m Entire**



**BRISBANE**  
**RACING CLUB**

Section	Overall	1800m	1600m	1400m	1200m	1000m	800m	600m	400m	200m
Section Times	2:08.28 [5] (0:15.96)	1:52.32 [2] (0:12.65)	1:39.67 [3] (0:12.00)	1:27.67 [3] (0:12.05)	1:15.62 [2] (0:12.79)	1:02.83 [2] (0:12.84)	0:49.99 [2] (0:12.51)	0:37.48 [2] (0:12.30)	0:25.18 [2] (0:12.12)	0:13.06 [2] (0:13.06)
Average Speed [km/h]	49.7	56.5	59.6	60.1	56.4	56.2	57.9	58.8	59.4	55.2
Top Speed [km/h]	60.5	58.9	60.9	61.9	57.6	56.8	60.5	60.3	60.7	57.8
Avg. Dist. to Rail [m]	1.2	1.5	1.2	0.8	2.5	1.4	1.1	1.0	1.0	0.4
Avg. Stride Freq. [Hz]	2.3	2.2	2.2	2.2	2.1	2.2	2.2	2.3	2.3	2.3
Avg. Stride Length [m]	6.1	7.1	7.4	7.5	7.3	7.2	7.1	7.2	7.1	6.8



- [ ] Ranking at each section and finish
- .-.- No data available at this section
- NA No data available



Horse/Jockey Name	He's A Saint
Final Rank	6
Fastest Section Time (Section)	0:11.95 (400m)
Top Speed [km/h] (Section)	61.3 (400m)
Race State	Finished

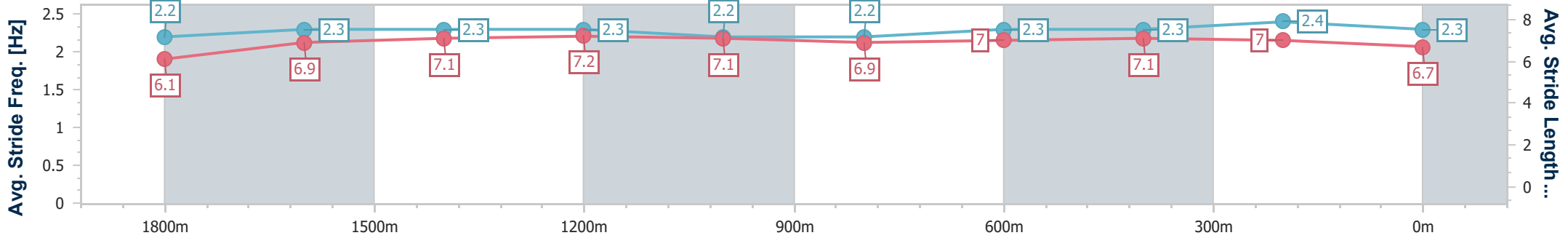
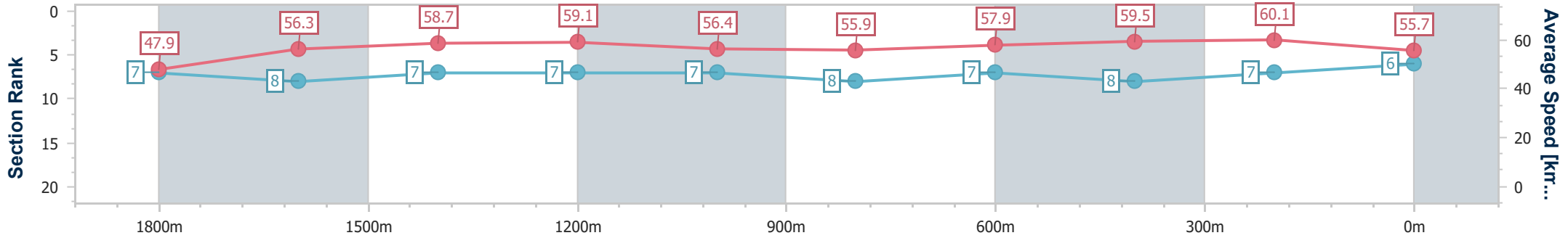


**Doomben QLD Professional**  
**Race 5: LADBROKES FAST WITHDRAWALS BENCHMARK 68**  
**Handicap - 2020m**  
**16 April 2025 - 14:21**  
**Track Rating: Heavy 8, Weather: Fine, Rail Position: +3m Entire**



**BRISBANE**  
**RACING CLUB**

Section	Overall	1800m	1600m	1400m	1200m	1000m	800m	600m	400m	200m
Section Times	2:08.60 [6] (0:16.52)	1:52.08 [7] (0:12.66)	1:39.42 [8] (0:12.16)	1:27.26 [7] (0:12.15)	1:15.11 [7] (0:12.81)	1:02.30 [7] (0:12.89)	0:49.41 [8] (0:12.45)	0:36.96 [7] (0:12.05)	0:24.91 [8] (0:11.95)	0:12.96 [7] (0:12.96)
Average Speed [km/h]	47.9	56.3	58.7	59.1	56.4	55.9	57.9	59.5	60.1	55.7
Top Speed [km/h]	59.9	58.4	60.6	60.5	57.8	56.8	60.3	61.2	61.3	59.0
Avg. Dist. to Rail [m]	2.0	2.2	1.6	0.5	1.0	0.5	0.2	0.4	0.6	0.9
Avg. Stride Freq. [Hz]	2.2	2.3	2.3	2.3	2.2	2.2	2.3	2.3	2.4	2.3
Avg. Stride Length [m]	6.1	6.9	7.1	7.2	7.1	6.9	7.0	7.1	7.0	6.7



- [ ] Ranking at each section and finish
- .-.- No data available at this section
- NA No data available



Horse/Jockey Name	Sign of Peace
Final Rank	7
Fastest Section Time (Section)	0:12.03 (1600m)
Top Speed [km/h] (Section)	60.8 (Overall)
Race State	Finished

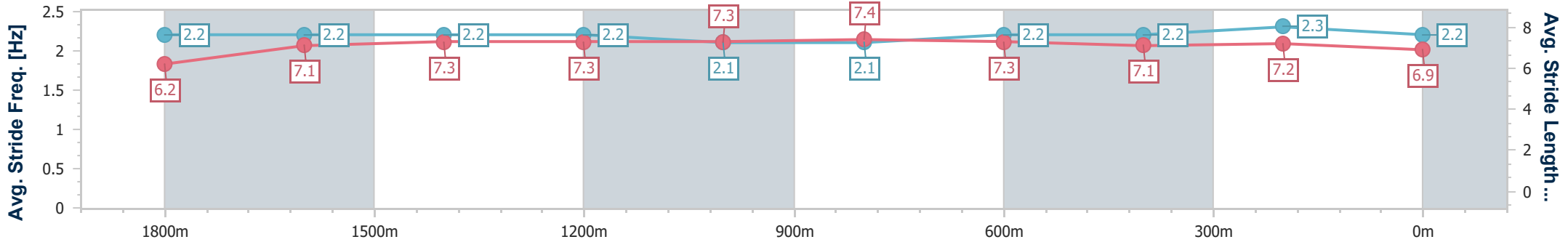
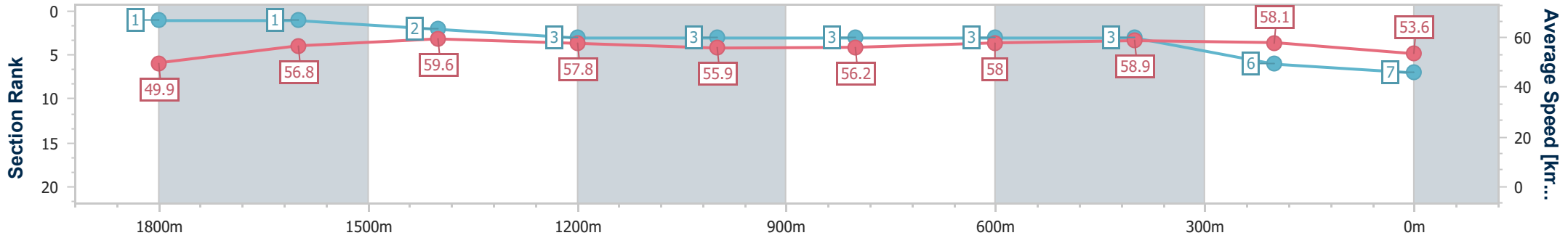


**Doomben QLD Professional**  
**Race 5: LADBROKES FAST WITHDRAWALS BENCHMARK 68**  
**Handicap - 2020m**  
**16 April 2025 - 14:21**  
**Track Rating: Heavy 8, Weather: Fine, Rail Position: +3m Entire**



**BRISBANE**  
**RACING CLUB**

Section	Overall	1800m	1600m	1400m	1200m	1000m	800m	600m	400m	200m
Section Times	2:09.05 [7] (0:15.85)	1:53.20 [1] (0:12.57)	1:40.63 [1] (0:12.03)	1:28.60 [2] (0:12.41)	1:16.19 [3] (0:12.88)	1:03.31 [3] (0:12.86)	0:50.45 [3] (0:12.36)	0:38.09 [3] (0:12.22)	0:25.87 [3] (0:12.41)	0:13.46 [6] (0:13.46)
Average Speed [km/h]	49.9	56.8	59.6	57.8	55.9	56.2	58.0	58.9	58.1	53.6
Top Speed [km/h]	60.8	59.1	60.4	59.4	57.2	57.0	60.5	60.2	59.1	56.4
Avg. Dist. to Rail [m]	1.2	2.0	1.1	0.5	1.6	0.6	0.3	0.4	2.6	3.2
Avg. Stride Freq. [Hz]	2.2	2.2	2.2	2.2	2.1	2.1	2.2	2.2	2.3	2.2
Avg. Stride Length [m]	6.2	7.1	7.3	7.3	7.3	7.4	7.3	7.1	7.2	6.9



- [ ] Ranking at each section and finish
- .-.- No data available at this section
- NA No data available



Horse/Jockey Name	Hillcrest Avenue
Final Rank	8
Fastest Section Time (Section)	0:12.00 (1600m)
Top Speed [km/h] (Section)	61.1 (1400m)
Race State	Finished

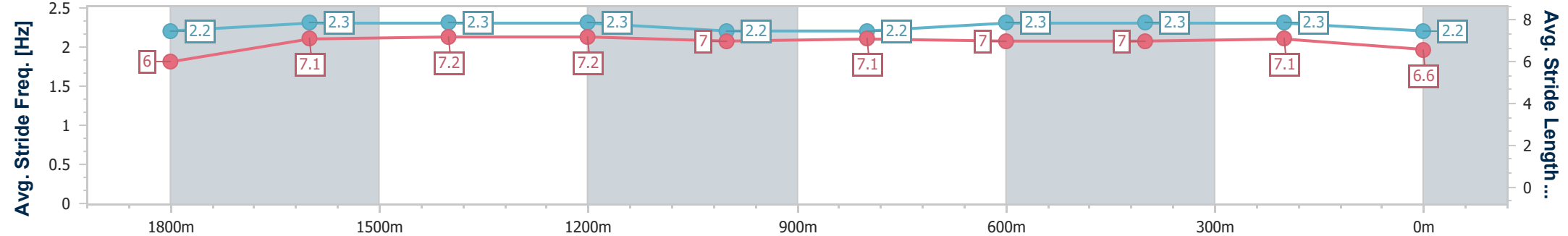
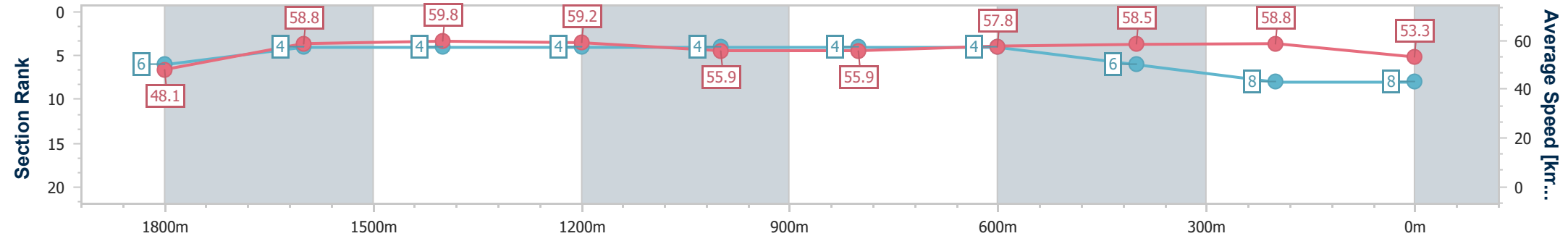


**Doomben QLD Professional**  
**Race 5: LADBROKES FAST WITHDRAWALS BENCHMARK 68**  
**Handicap - 2020m**  
**16 April 2025 - 14:21**  
**Track Rating: Heavy 8, Weather: Fine, Rail Position: +3m Entire**



**BRISBANE**  
**RACING CLUB**

Section	Overall	1800m	1600m	1400m	1200m	1000m	800m	600m	400m	200m
Section Times	2:09.39 [8] (0:16.51)	1:52.88 [6] (0:12.28)	1:40.60 [4] (0:12.00)	1:28.60 [4] (0:12.21)	1:16.39 [4] (0:12.89)	1:03.50 [4] (0:12.88)	0:50.62 [4] (0:12.51)	0:38.11 [4] (0:12.35)	0:25.76 [6] (0:12.25)	0:13.51 [8] (0:13.51)
Average Speed [km/h]	48.1	58.8	59.8	59.2	55.9	55.9	57.8	58.5	58.8	53.3
Top Speed [km/h]	58.9	59.8	60.7	61.1	57.6	56.9	59.6	59.6	60.0	57.3
Avg. Dist. to Rail [m]	5.7	1.1	0.4	0.8	1.6	1.0	0.3	0.4	1.6	2.2
Avg. Stride Freq. [Hz]	2.2	2.3	2.3	2.3	2.2	2.2	2.3	2.3	2.3	2.2
Avg. Stride Length [m]	6.0	7.1	7.2	7.2	7.0	7.1	7.0	7.0	7.1	6.6



- [ ] Ranking at each section and finish
- .-.- No data available at this section
- NA No data available



**Doomben QLD Professional**  
**Race 6: BUSY AT WORK NATIONAL APPRENTICE RACE SERIES QTIS**  
**C,G&E Class 1 Plate - 1350m**  
**16 April 2025 - 14:57**



BRISBANE  
RACING CLUB

Track Rating: Heavy 8, Weather: Fine, Rail Position: +3m Entire

Section													
Field Times	Overall	1200m	1000m	800m	600m	400m	Last 600m						
	1:21.72 (0:11.03)	1:10.69 (0:10.96)	0:59.73 (0:11.37)	0:48.36 (0:12.05)	0:36.31 (0:12.04)	0:24.27 (0:11.76)	0:36.31						
Rank	TAB	Horse/Jockey	Barrier	Top Speed [km/h]	Fastest Section							Distance Travelled [m]	
1	1	<b>CHO OYU</b> Cody Collis	3	66.6	0:10.97	1:21.72 [1]	1:10.41 [4]	0:59.44 [3]	0:48.00 [3]	0:36.00 [4]	0:24.05 [4]	0:36.00	
2	8	<b>ORIENTE</b> Luke Campbell	8	66.1	0:11.09	1:21.74 [2]	1:10.53 [3]	0:59.44 [4]	0:47.99 [4]	0:36.14 [2]	0:24.22 [2]	0:36.14	+1
3	4	<b>LIVALITTLE</b> Emily Lang	2	66.5	0:10.96	1:21.84 [3]	1:10.69 [2]	0:59.73 [2]	0:48.28 [2]	0:36.21 [3]	0:24.16 [5]	0:36.21	+4
4	7	<b>JUDGE JACK</b> Chloe Wells	5	65.3	0:11.18	1:21.97 [4]	1:10.64 [5]	0:59.46 [6]	0:48.03 [6]	0:36.13 [6]	0:24.19 [6]	0:36.13	+5
5	9	<b>MAZIS</b> Shayleigh Ingelse	7	65.6	0:11.06	1:21.99 [5]	1:10.24 [8]	0:59.18 [8]	0:47.73 [8]	0:35.89 [8]	0:24.04 [7]	0:35.89	+1
6	6	<b>SANCTUARY STORM</b> Bailey Wheeler	4	67.9	0:10.94	1:22.28 [6]	1:10.91 [6]	0:59.97 [5]	0:48.47 [5]	0:36.47 [5]	0:24.67 [3]	0:36.47	-4
7	3	<b>STAR ANTHEM</b> Jade Hampson	6	66.2	0:11.10	1:23.00 [7]	1:11.50 [7]	1:00.40 [7]	0:48.96 [7]	0:36.94 [7]	0:24.99 [8]	0:36.94	+1
8	5	<b>LET'SGO HUGO</b> Felicity Atkinson	1	67.4	0:10.96	1:23.25 [8]	1:12.22 [1]	1:01.26 [1]	0:49.89 [1]	0:37.84 [1]	0:25.80 [1]	0:37.84	-3

Scratched: Superzoom (#2)

[ ] Ranking at each section and finish  
 -:-:- No data available at this section  
 NA No data available

SCN Saddle cloth number  
 DNF Did not finish  
 DNT Did not track



**Doomben QLD Professional**  
**Race 6: BUSY AT WORK NATIONAL APPRENTICE RACE SERIES QTIS**  
**C,G&E Class 1 Plate - 1350m**  
**16 April 2025 - 14:57**



Track Rating: Heavy 8, Weather: Fine, Rail Position: +3m Entire

Section				200m				Last 600m	
Field Times				0:12.51 (0:12.51)				0:36.31	
Rank	TAB	Horse/Jockey	Barrier	Top Speed [km/h]	Fastest Section	Margin			Distance Travelled [m]
1	1	<b>CHO OYU</b> Cody Collis	3	66.6 1200m	0:10.97 1200m	0:12.34 [4] (0:12.34)	1:21.72		0:36.00
2	8	<b>ORIENTE</b> Luke Campbell	8	66.1 1200m	0:11.09 1200m	0:12.53 [1] (0:12.53)	0.15L		0:36.14 +1
3	4	<b>LIVALITTLE</b> Emily Lang	2	66.5 1200m	0:10.96 1200m	0:12.51 [2] (0:12.51)	0.71L		0:36.21 +4
4	7	<b>JUDGE JACK</b> Chloe Wells	5	65.3 1200m	0:11.18 1200m	0:12.47 [5] (0:12.47)	1.47L		0:36.13 +5
5	9	<b>MAZIS</b> Shayleigh Ingelse	7	65.6 1200m	0:11.06 1200m	0:12.21 [7] (0:12.21)	1.64L		0:35.89 +1
6	6	<b>SANCTUARY STORM</b> Bailey Wheeler	4	67.9 1200m	0:10.94 1200m	0:12.93 [3] (0:12.93)	3.35L		0:36.47 -4
7	3	<b>STAR ANTHEM</b> Jade Hampson	6	66.2 1200m	0:11.10 1200m	0:12.94 [8] (0:12.94)	7.56L		0:36.94 +1
8	5	<b>LET'SGO HUGO</b> Felicity Atkinson	1	67.4 1200m	0:10.96 1200m	0:13.60 [6] (0:13.60)	9.05L		0:37.84 -3

Scratched: Superzoom (#2)

[ ] Ranking at each section and finish  
 -:-:- No data available at this section  
 NA No data available

SCN Saddle cloth number  
 DNF Did not finish  
 DNT Did not track



Horse/Jockey Name	Cho Oyu
Final Rank	1
Fastest Section Time (Section)	0:10.97 (1200m)
Top Speed [km/h] (Section)	66.6 (1200m)
Race State	Finished



Doomben QLD Professional  
 Race 6: BUSY AT WORK NATIONAL APPRENTICE RACE  
 SERIES QTIS C,G&E Class 1 Plate - 1350m

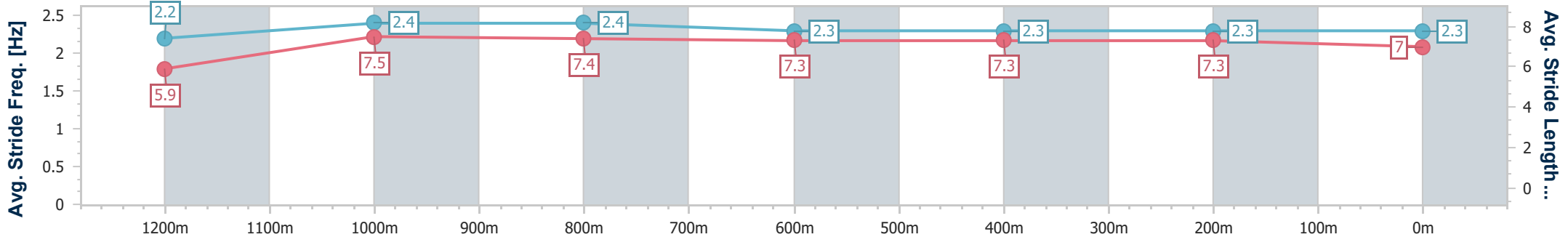
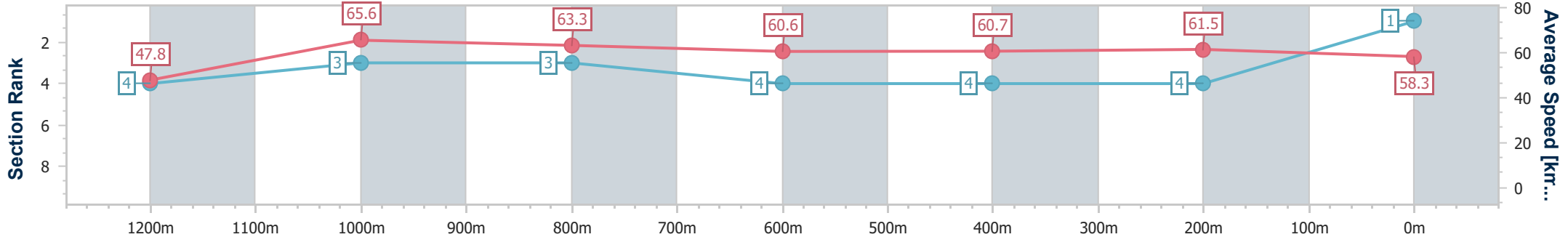


BRISBANE  
 RACING CLUB

16 April 2025 - 14:57

Track Rating: Heavy 8, Weather: Fine, Rail Position: +3m Entire

Section	Overall	1200m	1000m	800m	600m	400m	200m
Section Times	1:21.72 [1] (0:11.31)	1:10.41 [4] (0:10.97)	0:59.44 [3] (0:11.44)	0:48.00 [3] (0:12.00)	0:36.00 [4] (0:11.95)	0:24.05 [4] (0:11.71)	0:12.34 [4] (0:12.34)
Average Speed [km/h]	47.8	65.6	63.3	60.6	60.7	61.5	58.3
Top Speed [km/h]	64.4	66.6	65.0	62.1	61.7	62.5	60.3
Avg. Dist. to Rail [m]	4.2	1.3	1.5	2.2	1.3	1.2	3.0
Avg. Stride Freq. [Hz]	2.2	2.4	2.4	2.3	2.3	2.3	2.3
Avg. Stride Length [m]	5.9	7.5	7.4	7.3	7.3	7.3	7.0



- [ ] Ranking at each section and finish
- .-.- No data available at this section
- NA No data available



Horse/Jockey Name	Oriente
Final Rank	2
Fastest Section Time (Section)	0:11.09 (1200m)
Top Speed [km/h] (Section)	66.1 (1200m)
Race State	Finished



**Doomben QLD Professional**  
**Race 6: BUSY AT WORK NATIONAL APPRENTICE RACE**  
**SERIES QTIS C,G&E Class 1 Plate - 1350m**

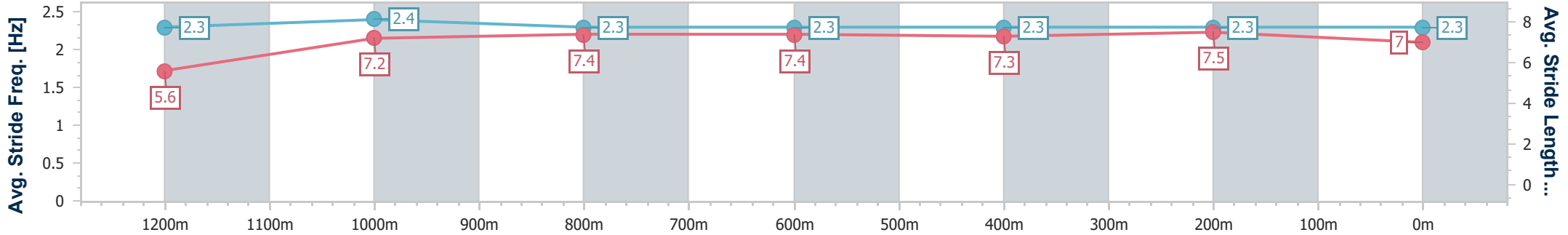
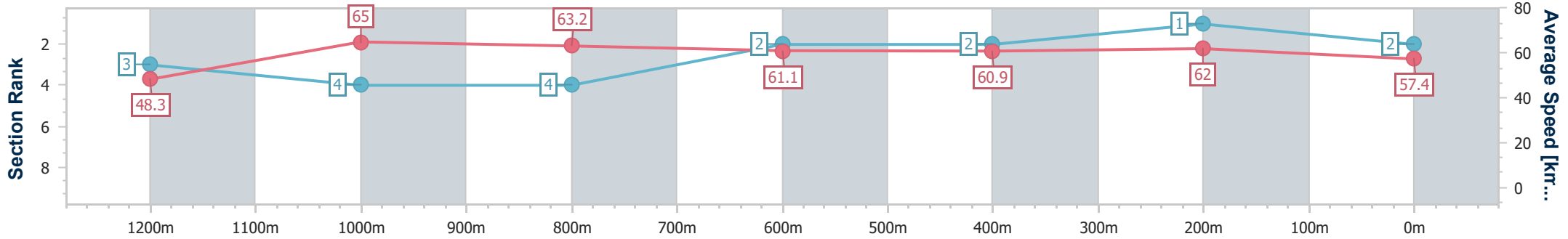
16 April 2025 - 14:57

Track Rating: Heavy 8, Weather: Fine, Rail Position: +3m Entire



BRISBANE  
RACING CLUB

Section	Overall	1200m	1000m	800m	600m	400m	200m
Section Times	1:21.74 [2] (0:11.21)	1:10.53 [3] (0:11.09)	0:59.44 [4] (0:11.45)	0:47.99 [4] (0:11.85)	0:36.14 [2] (0:11.92)	0:24.22 [2] (0:11.69)	0:12.53 [1] (0:12.53)
Average Speed [km/h]	48.3	65.0	63.2	61.1	60.9	62.0	57.4
Top Speed [km/h]	64.4	66.1	64.8	63.0	61.6	62.5	60.3
Avg. Dist. to Rail [m]	9.2	3.9	2.0	1.4	1.5	4.9	7.3
Avg. Stride Freq. [Hz]	2.3	2.4	2.3	2.3	2.3	2.3	2.3
Avg. Stride Length [m]	5.6	7.2	7.4	7.4	7.3	7.5	7.0



- [ ] Ranking at each section and finish
- .-.- No data available at this section
- NA No data available





Horse/Jockey Name	Livallittle
Final Rank	3
Fastest Section Time (Section)	0:10.96 (1200m)
Top Speed [km/h] (Section)	66.5 (1200m)
Race State	Finished



Doomben QLD Professional  
 Race 6: BUSY AT WORK NATIONAL APPRENTICE RACE  
 SERIES QTIS C,G&E Class 1 Plate - 1350m

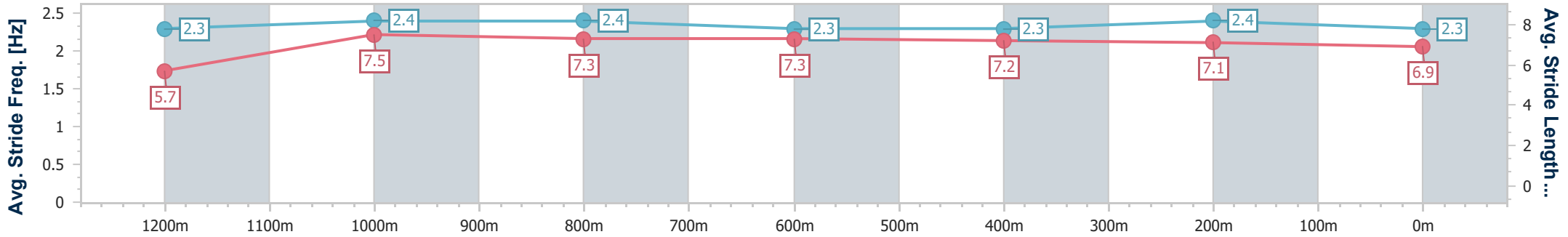
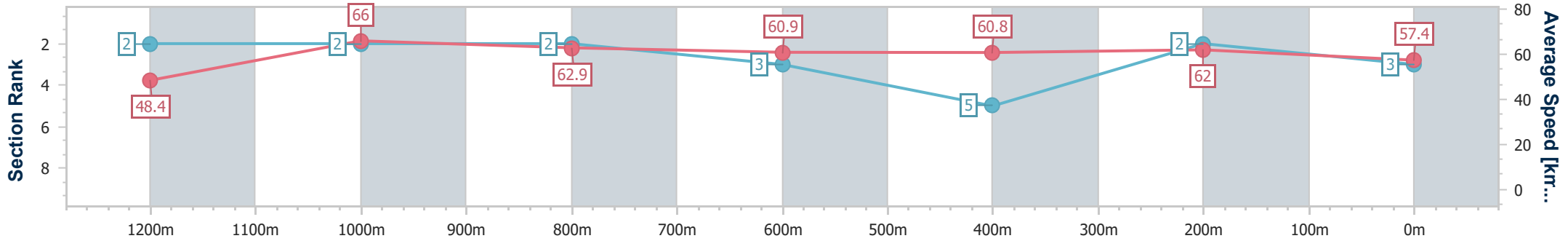


BRISBANE  
 RACING CLUB

16 April 2025 - 14:57

Track Rating: Heavy 8, Weather: Fine, Rail Position: +3m Entire

Section	Overall	1200m	1000m	800m	600m	400m	200m
Section Times	1:21.84 [3] (0:11.15)	1:10.69 [2] (0:10.96)	0:59.73 [2] (0:11.45)	0:48.28 [2] (0:12.07)	0:36.21 [3] (0:12.05)	0:24.16 [5] (0:11.65)	0:12.51 [2] (0:12.51)
Average Speed [km/h]	48.4	66.0	62.9	60.9	60.8	62.0	57.4
Top Speed [km/h]	65.1	66.5	65.1	62.2	62.2	63.0	59.9
Avg. Dist. to Rail [m]	3.7	0.8	1.6	3.3	2.8	3.1	4.5
Avg. Stride Freq. [Hz]	2.3	2.4	2.4	2.3	2.3	2.4	2.3
Avg. Stride Length [m]	5.7	7.5	7.3	7.3	7.2	7.1	6.9



- [ ] Ranking at each section and finish
- .-.- No data available at this section
- NA No data available



Horse/Jockey Name	Judge Jack
Final Rank	4
Fastest Section Time (Section)	0:11.18 (1200m)
Top Speed [km/h] (Section)	65.3 (1200m)
Race State	Finished



Doomben QLD Professional  
 Race 6: BUSY AT WORK NATIONAL APPRENTICE RACE  
 SERIES QTIS C,G&E Class 1 Plate - 1350m

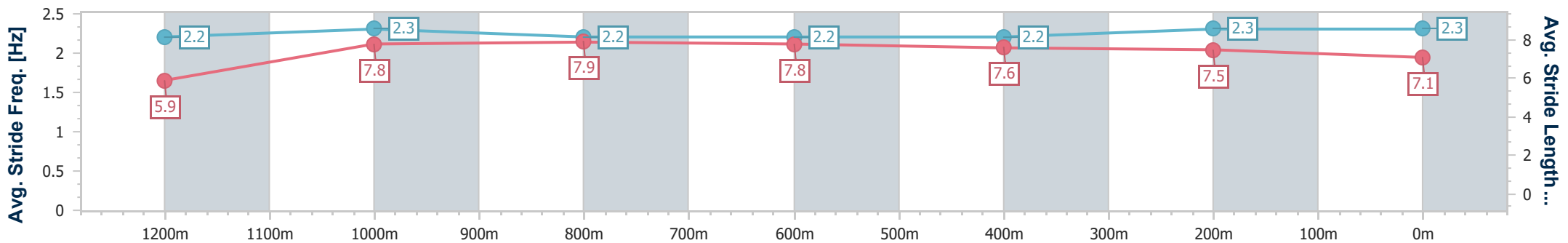
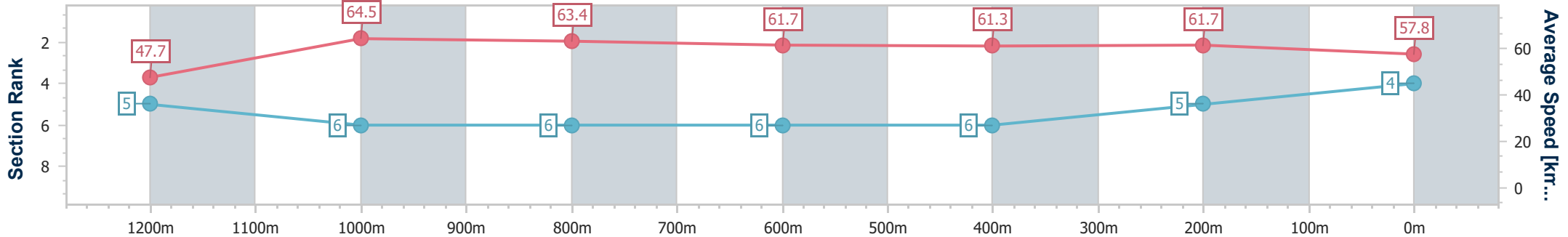
16 April 2025 - 14:57

Track Rating: Heavy 8, Weather: Fine, Rail Position: +3m Entire



BRISBANE  
RACING CLUB

Section	Overall	1200m	1000m	800m	600m	400m	200m
Section Times	1:21.97 [4] (0:11.33)	1:10.64 [5] (0:11.18)	0:59.46 [6] (0:11.43)	0:48.03 [6] (0:11.90)	0:36.13 [6] (0:11.94)	0:24.19 [6] (0:11.72)	0:12.47 [5] (0:12.47)
Average Speed [km/h]	47.7	64.5	63.4	61.7	61.3	61.7	57.8
Top Speed [km/h]	63.9	65.3	65.3	62.4	62.1	62.6	60.2
Avg. Dist. to Rail [m]	6.6	3.0	3.6	3.7	2.8	4.5	6.8
Avg. Stride Freq. [Hz]	2.2	2.3	2.2	2.2	2.2	2.3	2.3
Avg. Stride Length [m]	5.9	7.8	7.9	7.8	7.6	7.5	7.1



- [ ] Ranking at each section and finish
- .-.- No data available at this section
- NA No data available



Horse/Jockey Name	Mazis
Final Rank	5
Fastest Section Time (Section)	0:11.06 (1200m)
Top Speed [km/h] (Section)	65.6 (1200m)
Race State	Finished



Doomben QLD Professional  
 Race 6: BUSY AT WORK NATIONAL APPRENTICE RACE  
 SERIES QTIS C,G&E Class 1 Plate - 1350m

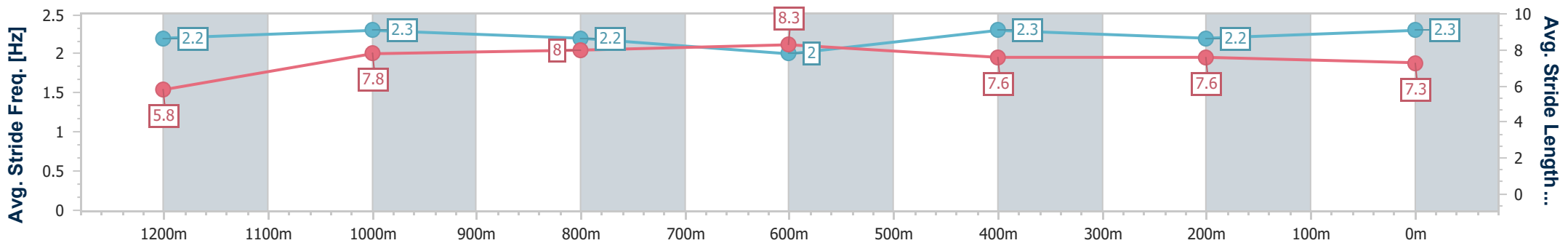
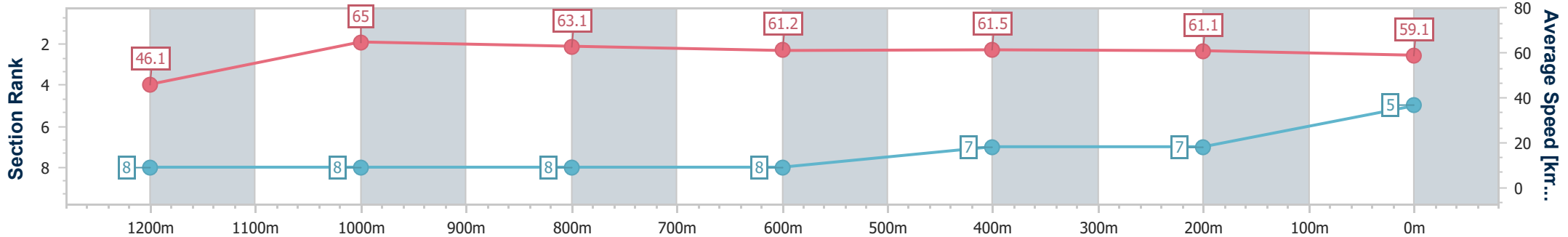
16 April 2025 - 14:57

Track Rating: Heavy 8, Weather: Fine, Rail Position: +3m Entire



BRISBANE  
RACING CLUB

Section	Overall	1200m	1000m	800m	600m	400m	200m
Section Times	1:21.99 [5] (0:11.75)	1:10.24 [8] (0:11.06)	0:59.18 [8] (0:11.45)	0:47.73 [8] (0:11.84)	0:35.89 [8] (0:11.85)	0:24.04 [7] (0:11.83)	0:12.21 [7] (0:12.21)
Average Speed [km/h]	46.1	65.0	63.1	61.2	61.5	61.1	59.1
Top Speed [km/h]	62.8	65.6	65.1	63.2	62.0	61.8	61.5
Avg. Dist. to Rail [m]	7.8	1.3	1.2	1.3	2.0	4.9	9.9
Avg. Stride Freq. [Hz]	2.2	2.3	2.2	2.0	2.3	2.2	2.3
Avg. Stride Length [m]	5.8	7.8	8.0	8.3	7.6	7.6	7.3



- [ ] Ranking at each section and finish
- .-.- No data available at this section
- NA No data available



Horse/Jockey Name	Sanctuary Storm
Final Rank	6
Fastest Section Time (Section)	0:10.94 (1200m)
Top Speed [km/h] (Section)	67.9 (1200m)
Race State	Finished



Doomben QLD Professional  
 Race 6: BUSY AT WORK NATIONAL APPRENTICE RACE  
 SERIES QTIS C,G&E Class 1 Plate - 1350m

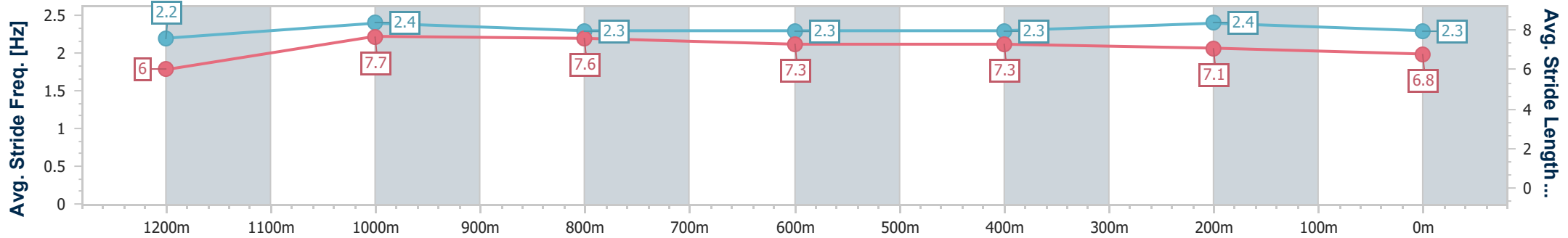
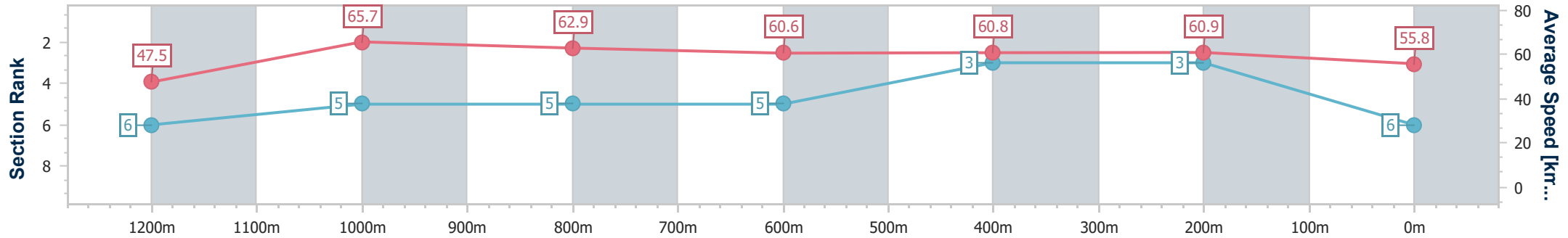


BRISBANE  
 RACING CLUB

16 April 2025 - 14:57

Track Rating: Heavy 8, Weather: Fine, Rail Position: +3m Entire

Section	Overall	1200m	1000m	800m	600m	400m	200m
Section Times	1:22.28 [6] (0:11.37)	1:10.91 [6] (0:10.94)	0:59.97 [5] (0:11.50)	0:48.47 [5] (0:12.00)	0:36.47 [5] (0:11.80)	0:24.67 [3] (0:11.74)	0:12.93 [3] (0:12.93)
Average Speed [km/h]	47.5	65.7	62.9	60.6	60.8	60.9	55.8
Top Speed [km/h]	66.1	67.9	64.2	62.1	63.0	63.1	60.2
Avg. Dist. to Rail [m]	4.6	0.6	0.8	1.9	1.3	1.4	2.4
Avg. Stride Freq. [Hz]	2.2	2.4	2.3	2.3	2.3	2.4	2.3
Avg. Stride Length [m]	6.0	7.7	7.6	7.3	7.3	7.1	6.8



- [ ] Ranking at each section and finish
- .-.- No data available at this section
- NA No data available



Horse/Jockey Name	Star Anthem
Final Rank	7
Fastest Section Time (Section)	0:11.10 (1200m)
Top Speed [km/h] (Section)	66.2 (1200m)
Race State	Finished



**Doomben QLD Professional**  
**Race 6: BUSY AT WORK NATIONAL APPRENTICE RACE**  
**SERIES QTIS C,G&E Class 1 Plate - 1350m**

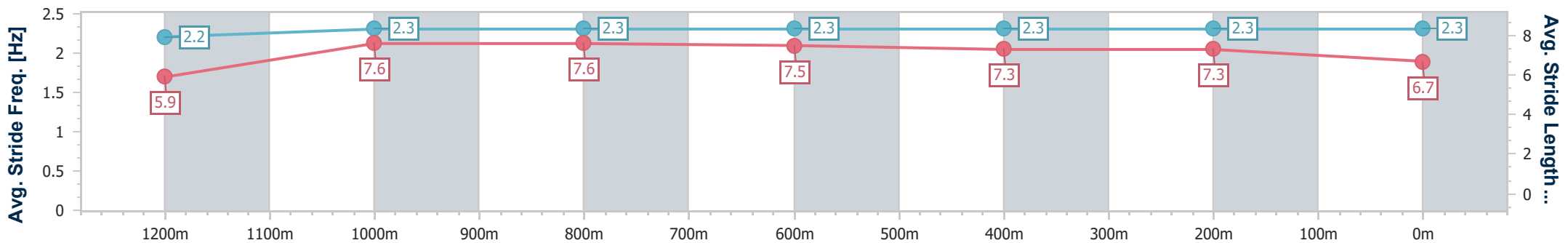
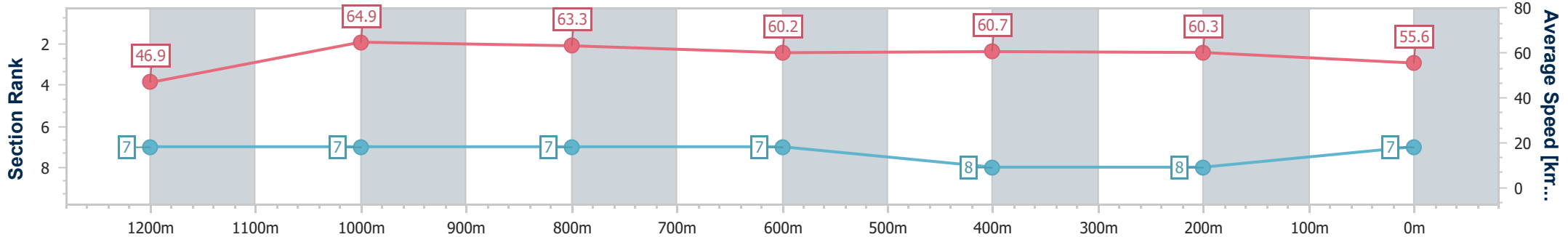


BRISBANE  
RACING CLUB

16 April 2025 - 14:57

Track Rating: Heavy 8, Weather: Fine, Rail Position: +3m Entire

Section	Overall	1200m	1000m	800m	600m	400m	200m
Section Times	1:23.00 [7] (0:11.50)	1:11.50 [7] (0:11.10)	1:00.40 [7] (0:11.44)	0:48.96 [7] (0:12.02)	0:36.94 [7] (0:11.95)	0:24.99 [8] (0:12.05)	0:12.94 [8] (0:12.94)
Average Speed [km/h]	46.9	64.9	63.3	60.2	60.7	60.3	55.6
Top Speed [km/h]	63.9	66.2	65.6	62.4	61.4	60.8	58.8
Avg. Dist. to Rail [m]	7.0	2.3	1.6	1.3	1.5	4.3	4.7
Avg. Stride Freq. [Hz]	2.2	2.3	2.3	2.3	2.3	2.3	2.3
Avg. Stride Length [m]	5.9	7.6	7.6	7.5	7.3	7.3	6.7



- [ ] Ranking at each section and finish
- .-.- No data available at this section
- NA No data available



Horse/Jockey Name	Let'sgo Hugo
Final Rank	8
Fastest Section Time (Section)	0:10.96 (1200m)
Top Speed [km/h] (Section)	67.4 (1200m)
Race State	Finished



Doomben QLD Professional  
 Race 6: BUSY AT WORK NATIONAL APPRENTICE RACE  
 SERIES QTIS C,G&E Class 1 Plate - 1350m

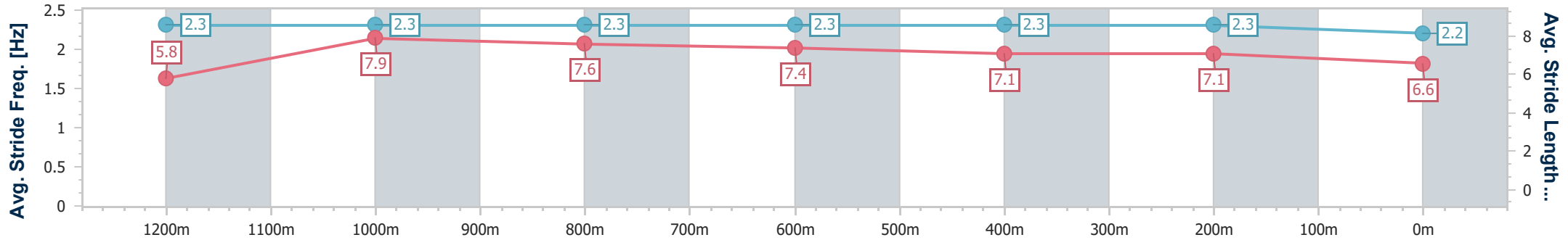
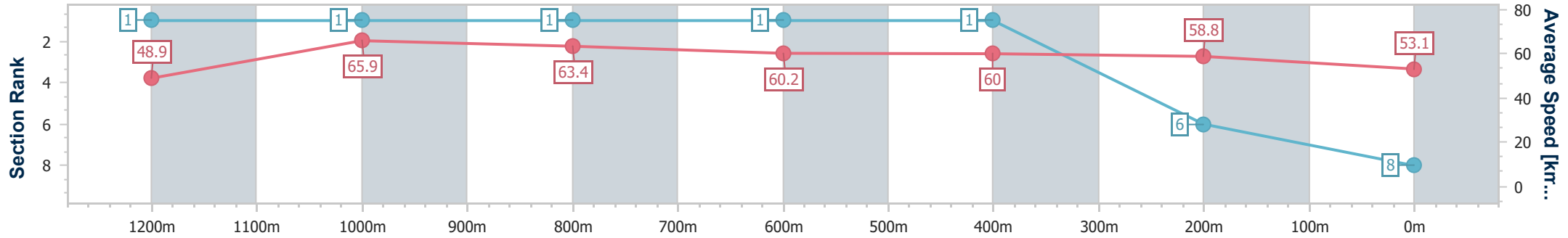
16 April 2025 - 14:57

Track Rating: Heavy 8, Weather: Fine, Rail Position: +3m Entire



BRISBANE  
RACING CLUB

Section	Overall	1200m	1000m	800m	600m	400m	200m
Section Times	1:23.25 [8] (0:11.03)	1:12.22 [1] (0:10.96)	1:01.26 [1] (0:11.37)	0:49.89 [1] (0:12.05)	0:37.84 [1] (0:12.04)	0:25.80 [1] (0:12.20)	0:13.60 [6] (0:13.60)
Average Speed [km/h]	48.9	65.9	63.4	60.2	60.0	58.8	53.1
Top Speed [km/h]	65.8	67.4	65.5	62.0	62.0	60.2	56.8
Avg. Dist. to Rail [m]	2.6	0.6	0.8	1.2	0.6	1.1	2.2
Avg. Stride Freq. [Hz]	2.3	2.3	2.3	2.3	2.3	2.3	2.2
Avg. Stride Length [m]	5.8	7.9	7.6	7.4	7.1	7.1	6.6



- [ ] Ranking at each section and finish
- .-.- No data available at this section
- NA No data available



**Doomben QLD Professional**  
**Race 7: RANVET NATIONAL APPRENTICE RACE SERIES QTIS F&M**  
**Class 1 Plate - 1350m**  
**16 April 2025 - 15:31**



BRISBANE  
RACING CLUB

Track Rating: Heavy 8, Weather: Fine, Rail Position: +3m Entire

Section													
Field Times	Overall	1200m	1000m	800m	600m	400m	Last 600m						
	1:22.16 (0:11.06)	1:11.10 (0:10.87)	1:00.23 (0:11.43)	0:48.80 (0:11.58)	0:37.22 (0:11.93)	0:25.29 (0:12.18)	0:37.22						
Rank	TAB	Horse/Jockey	Barrier	Top Speed [km/h]	Fastest Section	Overall	1200m	1000m	800m	600m	400m	Last 600m	Distance Travelled [m]
1	6	TEESANDCEES APPLY Chloe Wells	2	65.7 1000m	0:11.20 1200m	1:22.16 [1] (0:11.63)	1:10.53 [8] (0:11.20)	0:59.33 [8] (0:11.39)	0:47.94 [8] (0:11.58)	0:36.36 [8] (0:11.71)	0:24.65 [8] (0:11.91)	0:36.36	
2	9	SOUTHERN CHARM Felicity Atkinson	7	66.3 1200m	0:11.01 1200m	1:22.22 [2] (0:11.19)	1:11.03 [4] (0:11.01)	1:00.02 [3] (0:11.32)	0:48.70 [3] (0:11.58)	0:37.12 [3] (0:11.93)	0:25.19 [3] (0:12.02)	0:37.12	+8
3	3	SPIRIT OF NURAI Stacey Callow	5	66.1 1200m	0:11.01 1200m	1:22.53 [3] (0:11.29)	1:11.24 [6] (0:11.01)	1:00.23 [4] (0:11.16)	0:49.07 [2] (0:11.48)	0:37.59 [1] (0:11.93)	0:25.66 [1] (0:12.24)	0:37.59	+4
4	10	KETTLEBELL Olivia Kendal	8	65.3 1200m	0:11.15 Overall	1:22.70 [4] (0:11.15)	1:11.55 [3] (0:11.18)	1:00.37 [5] (0:11.39)	0:48.98 [5] (0:11.59)	0:37.39 [5] (0:12.04)	0:25.35 [7] (0:12.21)	0:37.39	+9
5	11	PRETTY RHO Luke Campbell	1	65.7 1000m	0:11.27 1200m	1:22.75 [5] (0:11.50)	1:11.25 [7] (0:11.27)	0:59.98 [7] (0:11.29)	0:48.69 [7] (0:11.49)	0:37.20 [7] (0:11.76)	0:25.44 [5] (0:12.11)	0:37.20	+1
6	5	GREY IMPACT Jade Hampson	6	67.1 1200m	0:10.87 1200m	1:22.89 [6] (0:11.06)	1:11.83 [1] (0:10.87)	1:00.96 [1] (0:11.43)	0:49.53 [1] (0:11.72)	0:37.81 [2] (0:11.95)	0:25.86 [2] (0:12.37)	0:37.81	+0
7	1	SINGLE 'N' READY Emily Lang	4	66.8 1200m	0:11.00 1200m	1:23.24 [7] (0:11.11)	1:12.13 [2] (0:11.00)	1:01.13 [2] (0:11.43)	0:49.70 [4] (0:11.63)	0:38.07 [4] (0:11.99)	0:26.08 [4] (0:12.45)	0:38.07	+4
8	7	CAXTON LASS Bailey Wheeler	3	66.5 1200m	0:11.15 1200m	1:23.39 [8] (0:11.24)	1:12.15 [5] (0:11.15)	1:01.00 [6] (0:11.46)	0:49.54 [6] (0:11.56)	0:37.98 [6] (0:11.92)	0:26.06 [6] (0:12.16)	0:37.98	+7

Scratched: Trapedo (#12), Leger Chase (#2), Glowlight (#4), Sanbano (#8)

[ ] Ranking at each section and finish  
 -:-:- No data available at this section  
 NA No data available

SCN Saddle cloth number  
 DNF Did not finish  
 DNT Did not track



**Doomben QLD Professional**  
**Race 7: RANVET NATIONAL APPRENTICE RACE SERIES QTIS F&M**  
**Class 1 Plate - 1350m**  
**16 April 2025 - 15:31**



Track Rating: Heavy 8, Weather: Fine, Rail Position: +3m Entire

Section				200m				Last 600m	
Field Times				0:13.11 (0:13.11)				0:37.22	
Rank	TAB Horse/Jockey	Barrier	Top Speed [km/h]	Fastest Section	Margin				Distance Travelled [m]
1	6 <b>TEESANDCEES APPLY</b> Chloe Wells	2	65.7 1000m	0:11.20 1200m	0:12.74 [4] (0:12.74)	1:22.16		0:36.36	
2	9 <b>SOUTHERN CHARM</b> Felicity Atkinson	7	66.3 1200m	0:11.01 1200m	0:13.17 [1] (0:13.17)	0.4L		0:37.12	+8
3	3 <b>SPIRIT OF NURAI</b> Stacey Callow	5	66.1 1200m	0:11.01 1200m	0:13.42 [2] (0:13.42)	2.22L		0:37.59	+4
4	10 <b>KETTLEBELL</b> Olivia Kendal	8	65.3 1200m	0:11.15 Overall	0:13.14 [7] (0:13.14)	3.22L		0:37.39	+9
5	11 <b>PRETTY RHO</b> Luke Campbell	1	65.7 1000m	0:11.27 1200m	0:13.33 [5] (0:13.33)	3.47L		0:37.20	+1
6	5 <b>GREY IMPACT</b> Jade Hampson	6	67.1 1200m	0:10.87 1200m	0:13.49 [3] (0:13.49)	4.31L		0:37.81	+0
7	1 <b>SINGLE 'N' READY</b> Emily Lang	4	66.8 1200m	0:11.00 1200m	0:13.63 [8] (0:13.63)	6.38L		0:38.07	+4
8	7 <b>CAXTON LASS</b> Bailey Wheeler	3	66.5 1200m	0:11.15 1200m	0:13.90 [6] (0:13.90)	7.23L		0:37.98	+7

Scratched: Trapedo (#12), Leger Chase (#2), Glowlight (#4), Sanbano (#8)





Horse/Jockey Name	Teesandcees Apply
Final Rank	1
Fastest Section Time (Section)	0:11.20 (1200m)
Top Speed [km/h] (Section)	65.7 (1000m)
Race State	Finished



Doomben QLD Professional  
 Race 7: RANVET NATIONAL APPRENTICE RACE SERIES QTIS  
 F&M Class 1 Plate - 1350m

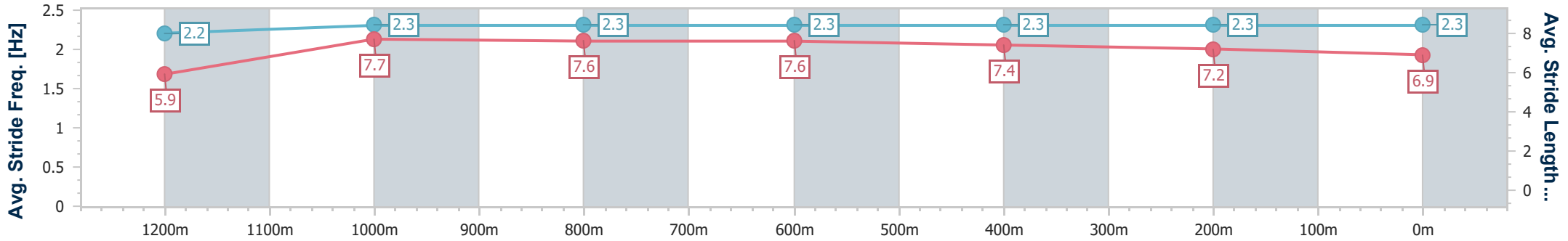
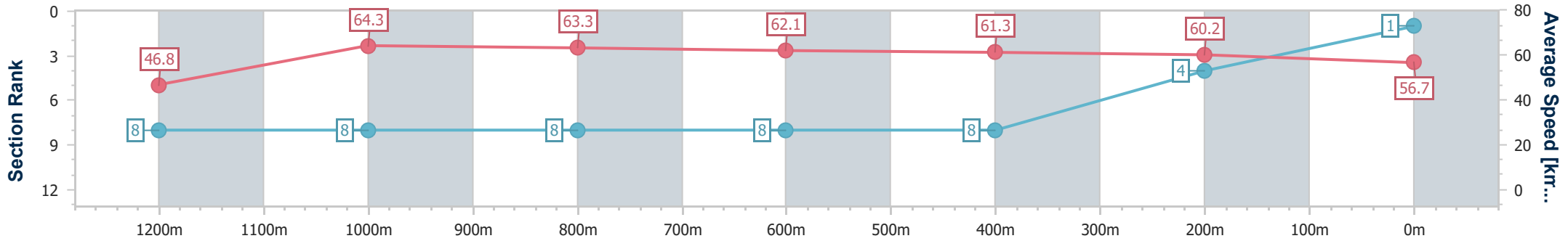


BRISBANE  
 RACING CLUB

16 April 2025 - 15:31

Track Rating: Heavy 8, Weather: Fine, Rail Position: +3m Entire

Section	Overall	1200m	1000m	800m	600m	400m	200m
Section Times	1:22.16 [1] (0:11.63)	1:10.53 [8] (0:11.20)	0:59.33 [8] (0:11.39)	0:47.94 [8] (0:11.58)	0:36.36 [8] (0:11.71)	0:24.65 [8] (0:11.91)	0:12.74 [4] (0:12.74)
Average Speed [km/h]	46.8	64.3	63.3	62.1	61.3	60.2	56.7
Top Speed [km/h]	63.4	65.6	65.7	63.3	62.4	61.8	58.1
Avg. Dist. to Rail [m]	3.4	3.4	2.5	0.7	0.4	1.1	0.9
Avg. Stride Freq. [Hz]	2.2	2.3	2.3	2.3	2.3	2.3	2.3
Avg. Stride Length [m]	5.9	7.7	7.6	7.6	7.4	7.2	6.9



- [ ] Ranking at each section and finish
- .-.- No data available at this section
- NA No data available



Horse/Jockey Name	Southern Charm
Final Rank	2
Fastest Section Time (Section)	0:11.01 (1200m)
Top Speed [km/h] (Section)	66.3 (1200m)
Race State	Finished



**Doomben QLD Professional**  
**Race 7: RANVET NATIONAL APPRENTICE RACE SERIES QTIS**  
**F&M Class 1 Plate - 1350m**

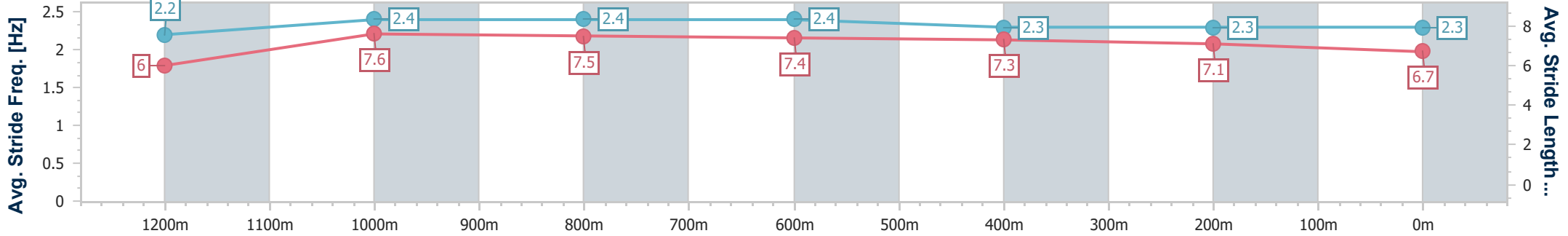
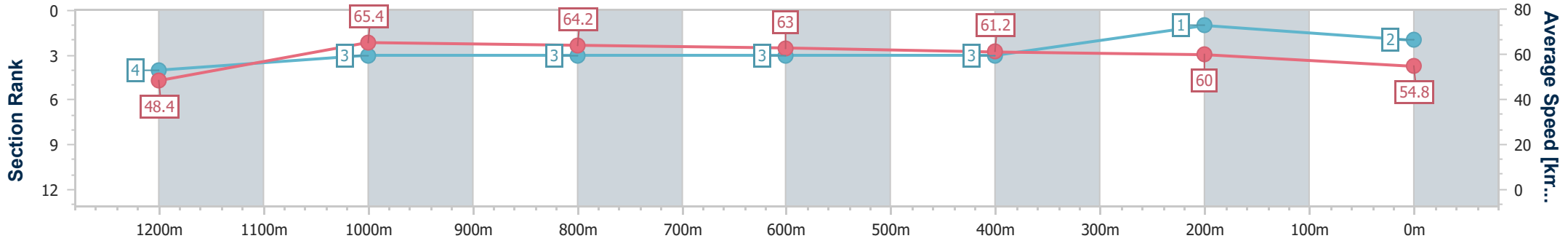


BRISBANE  
RACING CLUB

16 April 2025 - 15:31

Track Rating: Heavy 8, Weather: Fine, Rail Position: +3m Entire

Section	Overall	1200m	1000m	800m	600m	400m	200m
Section Times	1:22.22 [2] (0:11.19)	1:11.03 [4] (0:11.01)	1:00.02 [3] (0:11.32)	0:48.70 [3] (0:11.58)	0:37.12 [3] (0:11.93)	0:25.19 [3] (0:12.02)	0:13.17 [1] (0:13.17)
Average Speed [km/h]	48.4	65.4	64.2	63.0	61.2	60.0	54.8
Top Speed [km/h]	65.4	66.3	65.9	64.1	61.5	61.0	58.1
Avg. Dist. to Rail [m]	7.7	5.2	4.1	2.7	2.3	2.2	2.4
Avg. Stride Freq. [Hz]	2.2	2.4	2.4	2.4	2.3	2.3	2.3
Avg. Stride Length [m]	6.0	7.6	7.5	7.4	7.3	7.1	6.7



- [ ] Ranking at each section and finish
- .-.- No data available at this section
- NA No data available



Horse/Jockey Name	Spirit Of Nurai
Final Rank	3
Fastest Section Time (Section)	0:11.01 (1200m)
Top Speed [km/h] (Section)	66.1 (1200m)
Race State	Finished



Doomben QLD Professional  
 Race 7: RANVET NATIONAL APPRENTICE RACE SERIES QTIS  
 F&M Class 1 Plate - 1350m

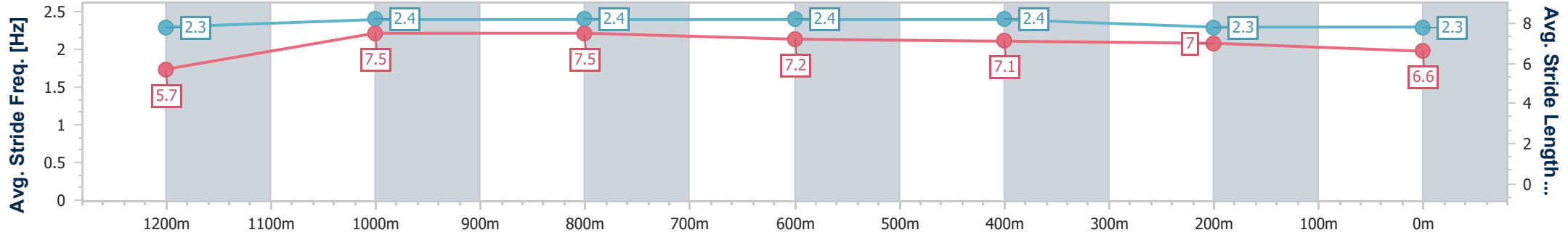
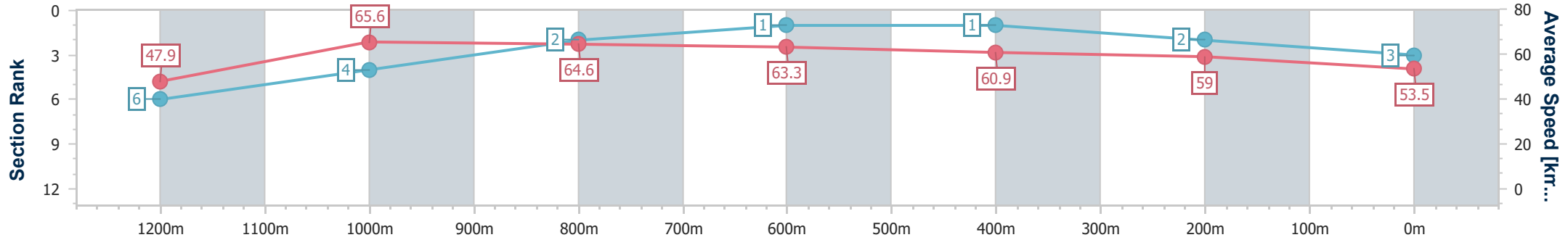


BRISBANE  
 RACING CLUB

16 April 2025 - 15:31

Track Rating: Heavy 8, Weather: Fine, Rail Position: +3m Entire

Section	Overall	1200m	1000m	800m	600m	400m	200m
Section Times	1:22.53 [3] (0:11.29)	1:11.24 [6] (0:11.01)	1:00.23 [4] (0:11.16)	0:49.07 [2] (0:11.48)	0:37.59 [1] (0:11.93)	0:25.66 [1] (0:12.24)	0:13.42 [2] (0:13.42)
Average Speed [km/h]	47.9	65.6	64.6	63.3	60.9	59.0	53.5
Top Speed [km/h]	63.8	66.1	66.1	64.9	62.0	61.0	57.1
Avg. Dist. to Rail [m]	5.2	3.0	2.0	1.6	1.5	0.7	0.4
Avg. Stride Freq. [Hz]	2.3	2.4	2.4	2.4	2.4	2.3	2.3
Avg. Stride Length [m]	5.7	7.5	7.5	7.2	7.1	7.0	6.6



- [ ] Ranking at each section and finish
- .-.- No data available at this section
- NA No data available



Horse/Jockey Name	Kettlebell
Final Rank	4
Fastest Section Time (Section)	0:11.15 (Overall)
Top Speed [km/h] (Section)	65.3 (1200m)
Race State	Finished



Doomben QLD Professional  
 Race 7: RANVET NATIONAL APPRENTICE RACE SERIES QTIS  
 F&M Class 1 Plate - 1350m

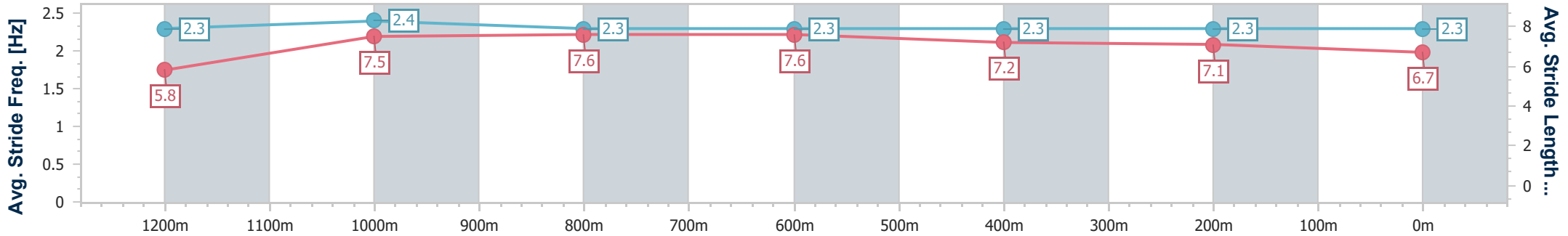
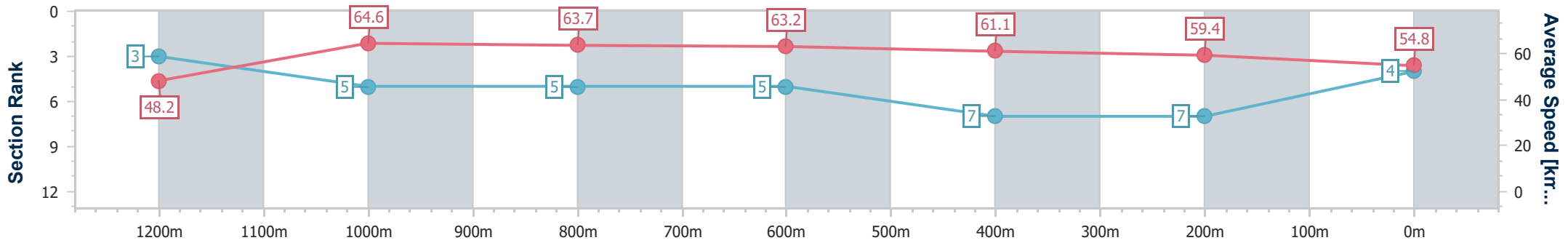


BRISBANE  
 RACING CLUB

16 April 2025 - 15:31

Track Rating: Heavy 8, Weather: Fine, Rail Position: +3m Entire

Section	Overall	1200m	1000m	800m	600m	400m	200m
Section Times	1:22.70 [4] (0:11.15)	1:11.55 [3] (0:11.18)	1:00.37 [5] (0:11.39)	0:48.98 [5] (0:11.59)	0:37.39 [5] (0:12.04)	0:25.35 [7] (0:12.21)	0:13.14 [7] (0:13.14)
Average Speed [km/h]	48.2	64.6	63.7	63.2	61.1	59.4	54.8
Top Speed [km/h]	64.0	65.3	64.8	64.2	62.6	60.3	58.3
Avg. Dist. to Rail [m]	8.6	6.0	3.7	2.9	3.7	5.5	7.4
Avg. Stride Freq. [Hz]	2.3	2.4	2.3	2.3	2.3	2.3	2.3
Avg. Stride Length [m]	5.8	7.5	7.6	7.6	7.2	7.1	6.7



- [ ] Ranking at each section and finish
- .-.- No data available at this section
- NA No data available



Horse/Jockey Name	Pretty Rho
Final Rank	5
Fastest Section Time (Section)	0:11.27 (1200m)
Top Speed [km/h] (Section)	65.7 (1000m)
Race State	Finished



Doomben QLD Professional  
 Race 7: RANVET NATIONAL APPRENTICE RACE SERIES QTIS  
 F&M Class 1 Plate - 1350m

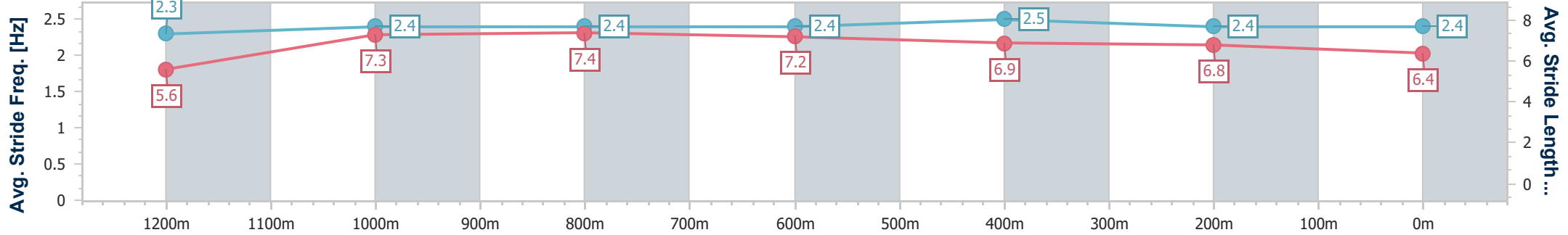
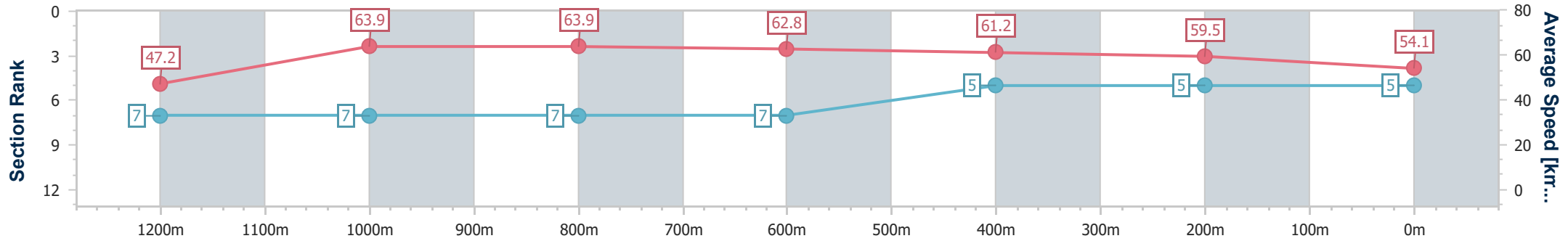


BRISBANE  
 RACING CLUB

16 April 2025 - 15:31

Track Rating: Heavy 8, Weather: Fine, Rail Position: +3m Entire

Section	Overall	1200m	1000m	800m	600m	400m	200m
Section Times	1:22.75 [5] (0:11.50)	1:11.25 [7] (0:11.27)	0:59.98 [7] (0:11.29)	0:48.69 [7] (0:11.49)	0:37.20 [7] (0:11.76)	0:25.44 [5] (0:12.11)	0:13.33 [5] (0:13.33)
Average Speed [km/h]	47.2	63.9	63.9	62.8	61.2	59.5	54.1
Top Speed [km/h]	62.0	65.7	65.7	63.4	62.3	60.5	57.7
Avg. Dist. to Rail [m]	1.4	2.1	2.4	0.3	0.6	3.2	4.5
Avg. Stride Freq. [Hz]	2.3	2.4	2.4	2.4	2.5	2.4	2.4
Avg. Stride Length [m]	5.6	7.3	7.4	7.2	6.9	6.8	6.4



- [ ] Ranking at each section and finish
- .-.- No data available at this section
- NA No data available



Horse/Jockey Name	Grey Impact
Final Rank	6
Fastest Section Time (Section)	0:10.87 (1200m)
Top Speed [km/h] (Section)	67.1 (1200m)
Race State	Finished



Doomben QLD Professional  
 Race 7: RANVET NATIONAL APPRENTICE RACE SERIES QTIS  
 F&M Class 1 Plate - 1350m

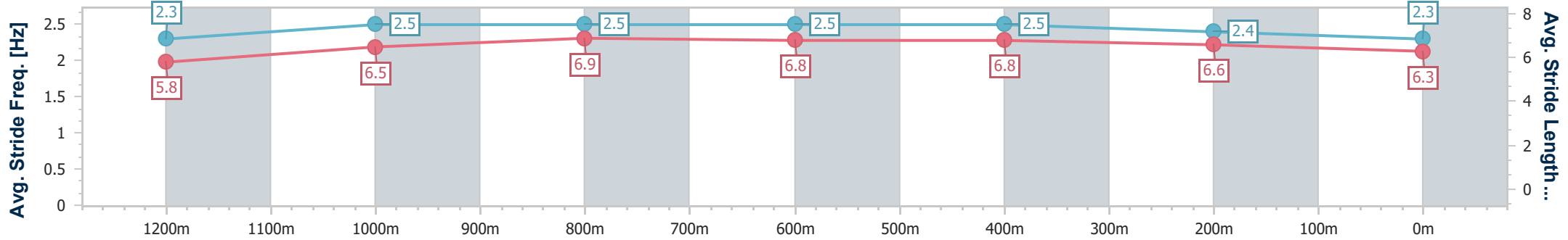
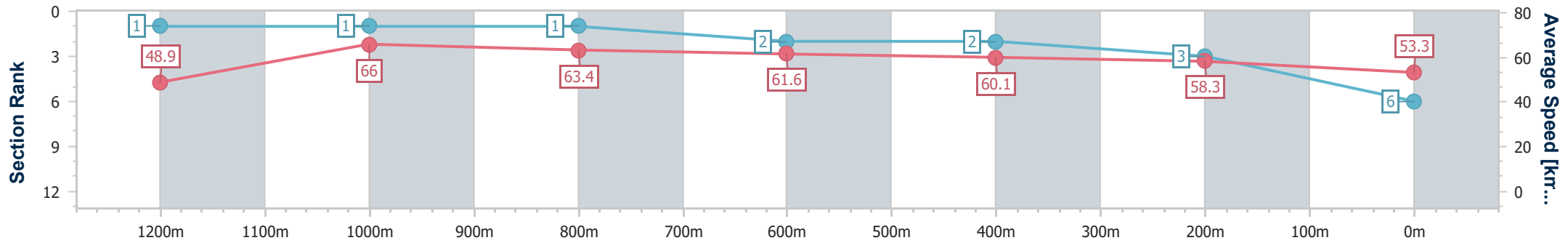


BRISBANE  
 RACING CLUB

16 April 2025 - 15:31

Track Rating: Heavy 8, Weather: Fine, Rail Position: +3m Entire

Section	Overall	1200m	1000m	800m	600m	400m	200m
Section Times	1:22.89 [6] (0:11.06)	1:11.83 [1] (0:10.87)	1:00.96 [1] (0:11.43)	0:49.53 [1] (0:11.72)	0:37.81 [2] (0:11.95)	0:25.86 [2] (0:12.37)	0:13.49 [3] (0:13.49)
Average Speed [km/h]	48.9	66.0	63.4	61.6	60.1	58.3	53.3
Top Speed [km/h]	64.9	67.1	65.3	62.1	61.7	59.5	55.8
Avg. Dist. to Rail [m]	6.6	4.3	1.8	0.9	0.3	0.4	0.5
Avg. Stride Freq. [Hz]	2.3	2.5	2.5	2.5	2.5	2.4	2.3
Avg. Stride Length [m]	5.8	6.5	6.9	6.8	6.8	6.6	6.3



- [ ] Ranking at each section and finish
- .-.- No data available at this section
- NA No data available



Horse/Jockey Name	Single 'N' Ready
Final Rank	7
Fastest Section Time (Section)	0:11.00 (1200m)
Top Speed [km/h] (Section)	66.8 (1200m)
Race State	Finished



Doomben QLD Professional  
 Race 7: RANVET NATIONAL APPRENTICE RACE SERIES QTIS  
 F&M Class 1 Plate - 1350m

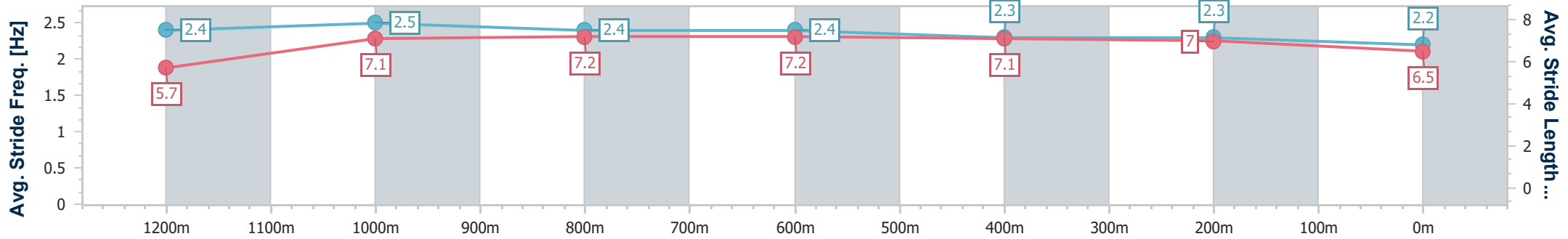
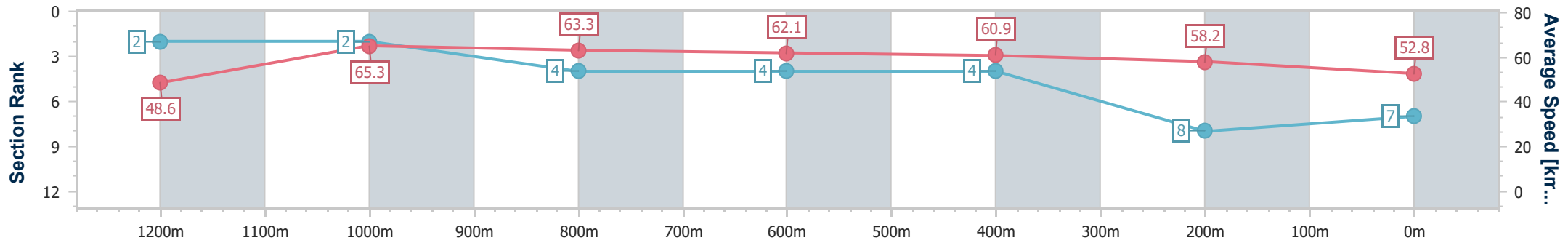


BRISBANE  
 RACING CLUB

16 April 2025 - 15:31

Track Rating: Heavy 8, Weather: Fine, Rail Position: +3m Entire

Section	Overall	1200m	1000m	800m	600m	400m	200m
Section Times	1:23.24 [7] (0:11.11)	1:12.13 [2] (0:11.00)	1:01.13 [2] (0:11.43)	0:49.70 [4] (0:11.63)	0:38.07 [4] (0:11.99)	0:26.08 [4] (0:12.45)	0:13.63 [8] (0:13.63)
Average Speed [km/h]	48.6	65.3	63.3	62.1	60.9	58.2	52.8
Top Speed [km/h]	65.2	66.8	63.9	63.5	62.1	59.6	56.2
Avg. Dist. to Rail [m]	4.2	2.1	1.3	1.0	2.0	4.1	4.2
Avg. Stride Freq. [Hz]	2.4	2.5	2.4	2.4	2.3	2.3	2.2
Avg. Stride Length [m]	5.7	7.1	7.2	7.2	7.1	7.0	6.5



- [ ] Ranking at each section and finish
- .-.- No data available at this section
- NA No data available



Horse/Jockey Name	Caxton Lass
Final Rank	8
Fastest Section Time (Section)	0:11.15 (1200m)
Top Speed [km/h] (Section)	66.5 (1200m)
Race State	Finished



Doomben QLD Professional  
 Race 7: RANVET NATIONAL APPRENTICE RACE SERIES QTIS  
 F&M Class 1 Plate - 1350m

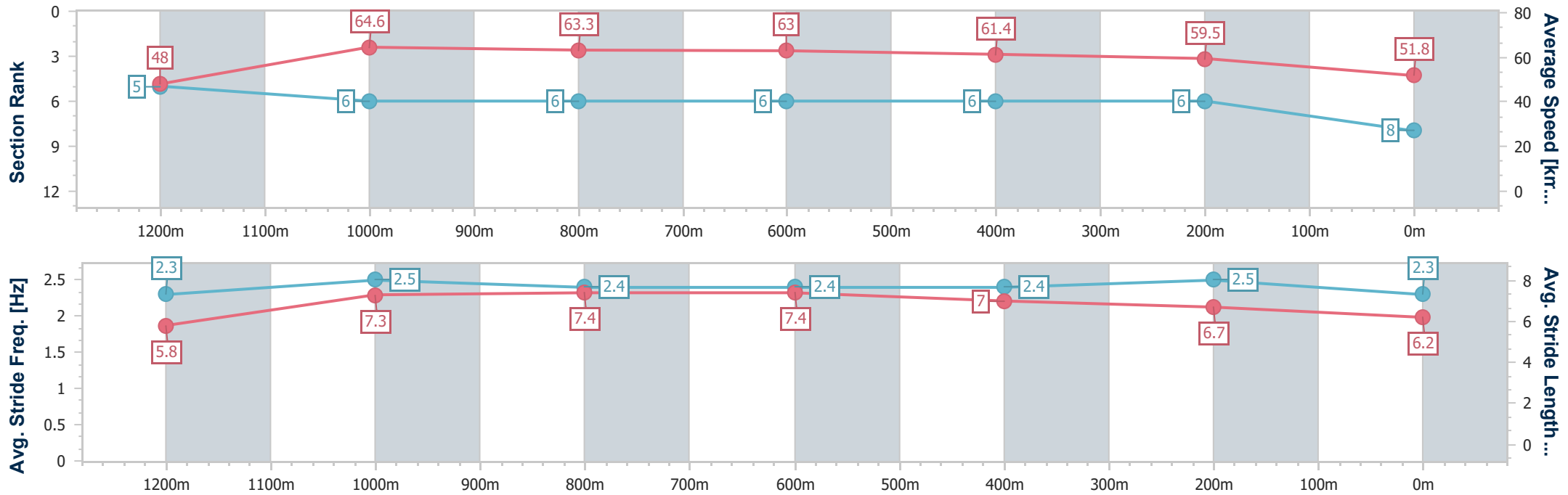


BRISBANE  
 RACING CLUB

16 April 2025 - 15:31

Track Rating: Heavy 8, Weather: Fine, Rail Position: +3m Entire

Section	Overall	1200m	1000m	800m	600m	400m	200m
Section Times	1:23.39 [8] (0:11.24)	1:12.15 [5] (0:11.15)	1:01.00 [6] (0:11.46)	0:49.54 [6] (0:11.56)	0:37.98 [6] (0:11.92)	0:26.06 [6] (0:12.16)	0:13.90 [6] (0:13.90)
Average Speed [km/h]	48.0	64.6	63.3	63.0	61.4	59.5	51.8
Top Speed [km/h]	62.5	66.5	64.7	63.8	63.4	60.8	56.2
Avg. Dist. to Rail [m]	3.2	2.3	2.3	2.1	2.8	4.0	5.2
Avg. Stride Freq. [Hz]	2.3	2.5	2.4	2.4	2.4	2.5	2.3
Avg. Stride Length [m]	5.8	7.3	7.4	7.4	7.0	6.7	6.2



- [ ] Ranking at each section and finish
- .-.- No data available at this section
- NA No data available





# Doomben QLD Professional

## Race 8: XXXX QTIS 3YO QUALITY FILLIES Handicap - 1350m

16 April 2025 - 16:06



BRISBANE  
RACING CLUB

Track Rating: Heavy 8, Weather: Fine, Rail Position: +3m Entire

Section							Overall	1200m	1000m	800m	600m	400m	Last 600m
Field Times							1:22.20 (0:10.98)	1:11.22 (0:11.32)	0:59.90 (0:11.92)	0:47.98 (0:12.32)	0:35.66 (0:11.94)	0:23.72 (0:11.39)	0:35.66
Rank	TAB	Horse/Jockey	Barrier	Top Speed [km/h]	Fastest Section								Distance Travelled [m]
1	9	READY TO SCHIPP Kyle Wilson-Taylor	4	65.2 400m	0:11.23 400m	1:22.20 [1] (0:11.25)	1:10.95 [4] (0:11.91)	0:59.04 [4] (0:12.18)	0:46.86 [4] (0:12.09)	0:34.77 [4] (0:11.56)	0:23.21 [3] (0:11.23)	0:34.77	
2	7	MOSCOW CIRCUS Damien Thornton	2	65.8 400m	0:10.98 Overall	1:22.27 [2] (0:10.98)	1:11.29 [1] (0:11.32)	0:59.97 [1] (0:11.92)	0:48.05 [1] (0:12.32)	0:35.73 [1] (0:11.94)	0:23.79 [1] (0:11.39)	0:35.73	+4
3	1	POSTER GIRL Siobhan Rutledge	1	66.6 400m	0:11.04 Overall	1:22.47 [3] (0:11.04)	1:11.43 [3] (0:11.71)	0:59.72 [3] (0:12.32)	0:47.40 [3] (0:12.26)	0:35.14 [3] (0:11.78)	0:23.36 [4] (0:11.18)	0:35.14	+6
4	8	AUTUMNGIRL Cejay Graham	6	65.4 400m	0:11.21 400m	1:22.57 [4] (0:11.52)	1:11.05 [6] (0:11.90)	0:59.15 [6] (0:12.20)	0:46.95 [6] (0:12.15)	0:34.80 [6] (0:11.40)	0:23.40 [5] (0:11.21)	0:34.80	+0
5	6	LA COMETA Angela Jones	9	66.5 400m	0:11.17 400m	1:22.66 [5] (0:11.94)	1:10.72 [9] (0:11.80)	0:58.92 [10] (0:12.28)	0:46.64 [10] (0:12.25)	0:34.39 [10] (0:11.37)	0:23.02 [10] (0:11.17)	0:34.39	+0
6	2	SUN WORSHIPPER Mark Du Plessis	8	65.6 400m	0:11.25 400m	1:22.67 [6] (0:12.02)	1:10.65 [10] (0:11.64)	0:59.01 [9] (0:12.16)	0:46.85 [9] (0:12.12)	0:34.73 [8] (0:11.58)	0:23.15 [9] (0:11.25)	0:34.73	+10
7	5	DATA SCRAMBLE Jake Bayliss	10	67.0 400m	0:11.16 400m	1:22.72 [7] (0:11.54)	1:11.18 [7] (0:11.89)	0:59.29 [7] (0:12.25)	0:47.04 [7] (0:12.21)	0:34.83 [7] (0:11.55)	0:23.28 [7] (0:11.16)	0:34.83	+5
8	3	MARAGICAL Emily Lang	5	63.7 1200m	0:11.02 Overall	1:22.93 [8] (0:11.02)	1:11.91 [2] (0:11.46)	1:00.45 [2] (0:11.96)	0:48.49 [2] (0:12.17)	0:36.32 [2] (0:12.05)	0:24.27 [2] (0:11.60)	0:36.32	-3
9	10	GOOD PHILLY Georgina Cartwright	3	63.7 400m	0:11.34 Overall	1:23.03 [9] (0:11.34)	1:11.69 [5] (0:11.97)	0:59.72 [5] (0:12.23)	0:47.49 [5] (0:12.20)	0:35.29 [5] (0:11.49)	0:23.80 [6] (0:11.46)	0:35.29	-6
10	4	MADAME LEXIS Samantha Collett	7	63.7 400m	0:11.47 600m	1:23.36 [10] (0:11.82)	1:11.54 [8] (0:11.70)	0:59.84 [8] (0:12.26)	0:47.58 [8] (0:12.26)	0:35.32 [9] (0:11.47)	0:23.85 [8] (0:11.48)	0:35.32	-3

Scratched: Sheraquay (#11)

Report Created: Wed 16 April 2025 16:40 GMT+10 (Note: Timing is based on position data)

Page 1/12

[ ] Ranking at each section and finish  
 -:-:- No data available at this section  
 NA No data available

SCN Saddle cloth number  
 DNF Did not finish  
 DNT Did not track

data processed by TRIPLESDATA



# Doomben QLD Professional

## Race 8: XXXX QTIS 3YO QUALITY FILLIES Handicap - 1350m

16 April 2025 - 16:06



BRISBANE  
RACING CLUB

Track Rating: Heavy 8, Weather: Fine, Rail Position: +3m Entire

Section							200m			Last 600m
Field Times							0:12.33			0:35.66
Rank	TAB	Horse/Jockey	Barrier	Top Speed [km/h]	Fastest Section	Margin				Distance Travelled [m]
1	9	<b>READY TO SCHIPP</b> Kyle Wilson-Taylor	4	65.2 400m	0:11.23 400m	0:11.98 [2] (0:11.98)	1:22.20		0:34.77	
2	7	<b>MOSCOW CIRCUS</b> Damien Thornton	2	65.8 400m	0:10.98 Overall	0:12.40 [1] (0:12.40)	0.44L		0:35.73	+4
3	1	<b>POSTER GIRL</b> Siobhan Rutledge	1	66.6 400m	0:11.04 Overall	0:12.18 [4] (0:12.18)	1.59L		0:35.14	+6
4	8	<b>AUTUMNGIRL</b> Cejay Graham	6	65.4 400m	0:11.21 400m	0:12.19 [5] (0:12.19)	2.16L		0:34.80	+0
5	6	<b>LA COMETA</b> Angela Jones	9	66.5 400m	0:11.17 400m	0:11.85 [9] (0:11.85)	2.7L		0:34.39	+0
6	2	<b>SUN WORSHIPPER</b> Mark Du Plessis	8	65.6 400m	0:11.25 400m	0:11.90 [8] (0:11.90)	2.79L		0:34.73	+10
7	5	<b>DATA SCRAMBLE</b> Jake Bayliss	10	67.0 400m	0:11.16 400m	0:12.12 [6] (0:12.12)	3.05L		0:34.83	+5
8	3	<b>MARAGICAL</b> Emily Lang	5	63.7 1200m	0:11.02 Overall	0:12.67 [3] (0:12.67)	4.29L		0:36.32	-3
9	10	<b>GOOD PHILLY</b> Georgina Cartwright	3	63.7 400m	0:11.34 Overall	0:12.34 [7] (0:12.34)	4.88L		0:35.29	-6
10	4	<b>MADAME LEXIS</b> Samantha Collett	7	63.7 400m	0:11.47 600m	0:12.37 [10] (0:12.37)	6.85L		0:35.32	-3

Scratched: Sheraquay (#11)

[ ] Ranking at each section and finish  
 -:-:- No data available at this section  
 NA No data available

SCN Saddle cloth number  
 DNF Did not finish  
 DNT Did not track



Horse/Jockey Name	Ready To Schipp
Final Rank	1
Fastest Section Time (Section)	0:11.23 (400m)
Top Speed [km/h] (Section)	65.2 (400m)
Race State	Finished

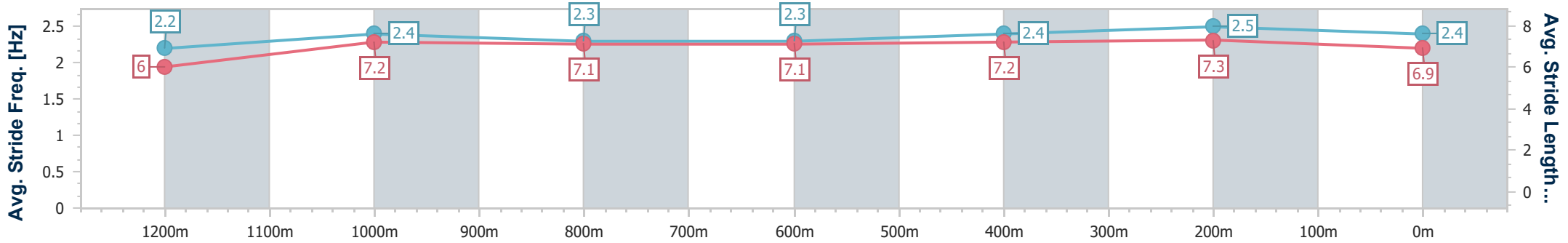
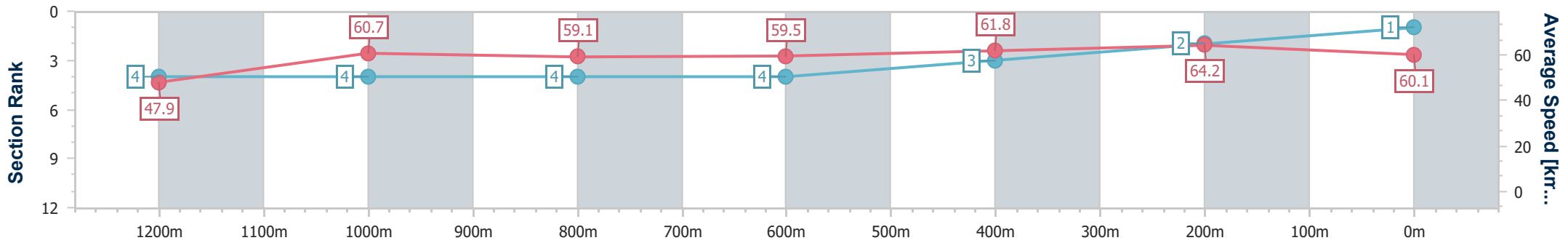


**Doomben QLD Professional**  
**Race 8: XXXX QTIS 3YO QUALITY FILLIES Handicap - 1350m**  
 16 April 2025 - 16:06  
 Track Rating: Heavy 8, Weather: Fine, Rail Position: +3m Entire



**BRISBANE**  
RACING CLUB

Section	Overall	1200m	1000m	800m	600m	400m	200m
Section Times	1:22.20 [1] (0:11.25)	1:10.95 [4] (0:11.91)	0:59.04 [4] (0:12.18)	0:46.86 [4] (0:12.09)	0:34.77 [4] (0:11.56)	0:23.21 [3] (0:11.23)	0:11.98 [2] (0:11.98)
Average Speed [km/h]	47.9	60.7	59.1	59.5	61.8	64.2	60.1
Top Speed [km/h]	61.1	61.3	60.6	61.0	63.1	65.2	63.8
Avg. Dist. to Rail [m]	4.5	2.1	1.5	0.3	1.0	2.4	4.1
Avg. Stride Freq. [Hz]	2.2	2.4	2.3	2.3	2.4	2.5	2.4
Avg. Stride Length [m]	6.0	7.2	7.1	7.1	7.2	7.3	6.9



- [ ] Ranking at each section and finish
- .-.- No data available at this section
- NA No data available



Horse/Jockey Name	Moscow Circus
Final Rank	2
Fastest Section Time (Section)	0:10.98 (Overall)
Top Speed [km/h] (Section)	65.8 (400m)
Race State	Finished

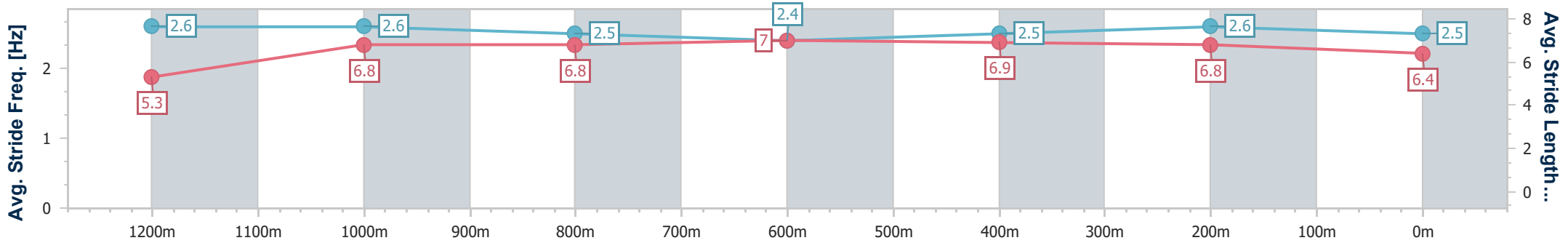
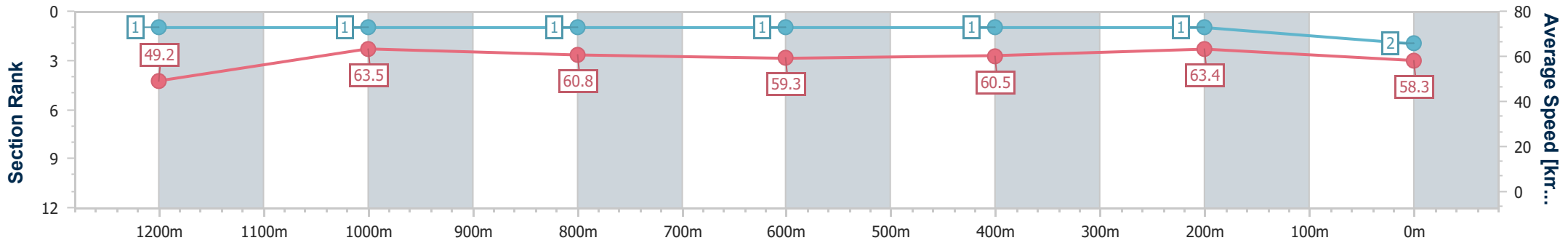


**Doomben QLD Professional**  
**Race 8: XXXX QTIS 3YO QUALITY FILLIES Handicap - 1350m**  
 16 April 2025 - 16:06  
 Track Rating: Heavy 8, Weather: Fine, Rail Position: +3m Entire



**BRISBANE**  
RACING CLUB

Section	Overall	1200m	1000m	800m	600m	400m	200m
Section Times	1:22.27 [2] (0:10.98)	1:11.29 [1] (0:11.32)	0:59.97 [1] (0:11.92)	0:48.05 [1] (0:12.32)	0:35.73 [1] (0:11.94)	0:23.79 [1] (0:11.39)	0:12.40 [1] (0:12.40)
Average Speed [km/h]	49.2	63.5	60.8	59.3	60.5	63.4	58.3
Top Speed [km/h]	62.8	64.4	62.4	60.2	62.4	65.8	61.7
Avg. Dist. to Rail [m]	3.6	3.4	2.4	2.9	1.0	3.8	2.4
Avg. Stride Freq. [Hz]	2.6	2.6	2.5	2.4	2.5	2.6	2.5
Avg. Stride Length [m]	5.3	6.8	6.8	7.0	6.9	6.8	6.4



- [ ] Ranking at each section and finish
- .-.- No data available at this section
- NA No data available



Horse/Jockey Name	Poster Girl
Final Rank	3
Fastest Section Time (Section)	0:11.04 (Overall)
Top Speed [km/h] (Section)	66.6 (400m)
Race State	Finished

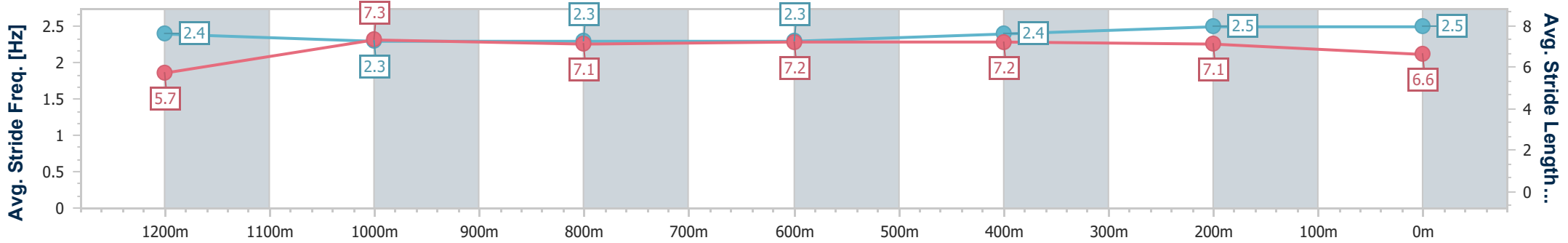
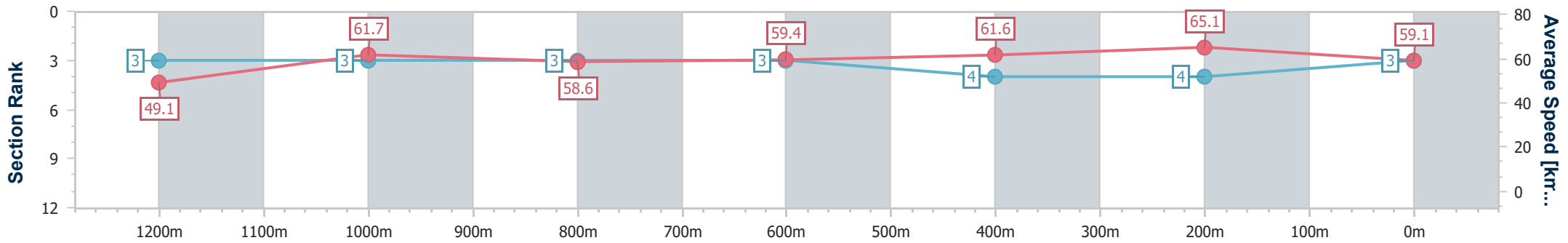


**Doomben QLD Professional**  
**Race 8: XXXX QTIS 3YO QUALITY FILLIES Handicap - 1350m**  
 16 April 2025 - 16:06  
 Track Rating: Heavy 8, Weather: Fine, Rail Position: +3m Entire



**BRISBANE**  
RACING CLUB

Section	Overall	1200m	1000m	800m	600m	400m	200m
Section Times	1:22.47 [3] (0:11.04)	1:11.43 [3] (0:11.71)	0:59.72 [3] (0:12.32)	0:47.40 [3] (0:12.26)	0:35.14 [3] (0:11.78)	0:23.36 [4] (0:11.18)	0:12.18 [4] (0:12.18)
Average Speed [km/h]	49.1	61.7	58.6	59.4	61.6	65.1	59.1
Top Speed [km/h]	62.9	62.7	61.0	60.9	64.4	66.6	63.4
Avg. Dist. to Rail [m]	2.2	2.0	2.2	1.8	1.9	6.1	6.1
Avg. Stride Freq. [Hz]	2.4	2.3	2.3	2.3	2.4	2.5	2.5
Avg. Stride Length [m]	5.7	7.3	7.1	7.2	7.2	7.1	6.6



- [ ] Ranking at each section and finish
- .-.- No data available at this section
- NA No data available



Horse/Jockey Name	Autumngirl
Final Rank	4
Fastest Section Time (Section)	0:11.21 (400m)
Top Speed [km/h] (Section)	65.4 (400m)
Race State	Finished

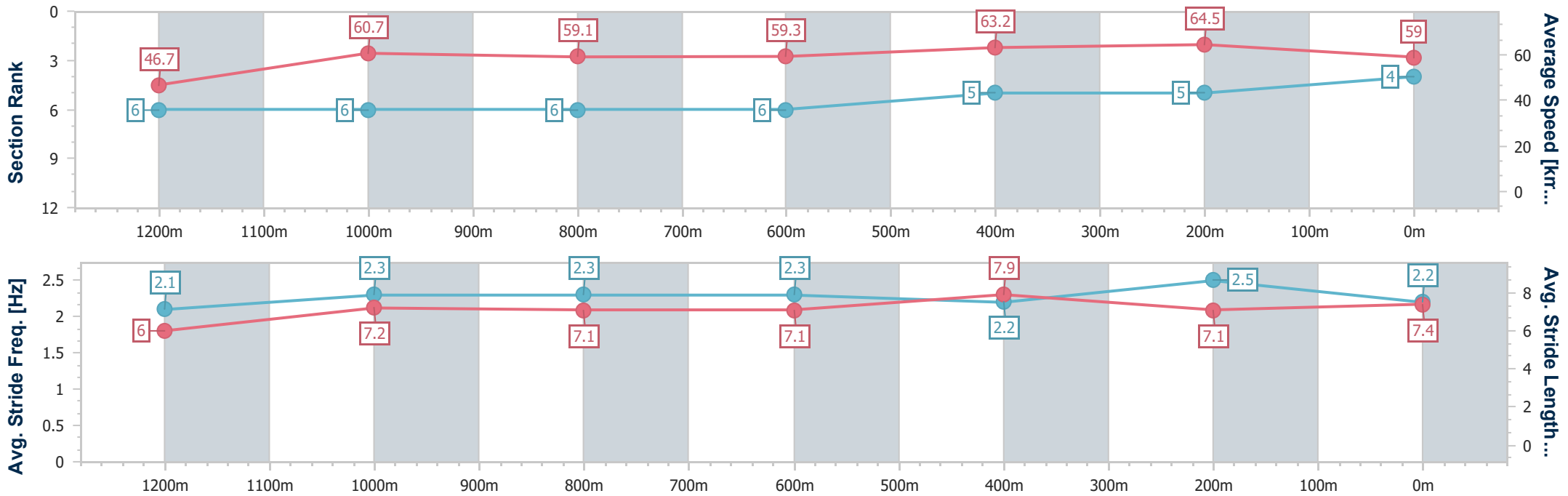


**Doomben QLD Professional**  
**Race 8: XXXX QTIS 3YO QUALITY FILLIES Handicap - 1350m**  
 16 April 2025 - 16:06  
 Track Rating: Heavy 8, Weather: Fine, Rail Position: +3m Entire



BRISBANE  
RACING CLUB

Section	Overall	1200m	1000m	800m	600m	400m	200m
Section Times	1:22.57 [4] (0:11.52)	1:11.05 [6] (0:11.90)	0:59.15 [6] (0:12.20)	0:46.95 [6] (0:12.15)	0:34.80 [6] (0:11.40)	0:23.40 [5] (0:11.21)	0:12.19 [5] (0:12.19)
Average Speed [km/h]	46.7	60.7	59.1	59.3	63.2	64.5	59.0
Top Speed [km/h]	61.9	61.9	60.6	62.3	65.1	65.4	62.1
Avg. Dist. to Rail [m]	6.2	3.0	2.2	0.3	0.3	4.8	7.3
Avg. Stride Freq. [Hz]	2.1	2.3	2.3	2.3	2.2	2.5	2.2
Avg. Stride Length [m]	6.0	7.2	7.1	7.1	7.9	7.1	7.4



- [ ] Ranking at each section and finish
- .-.- No data available at this section
- NA No data available



Horse/Jockey Name	La Cometa
Final Rank	5
Fastest Section Time (Section)	0:11.17 (400m)
Top Speed [km/h] (Section)	66.5 (400m)
Race State	Finished

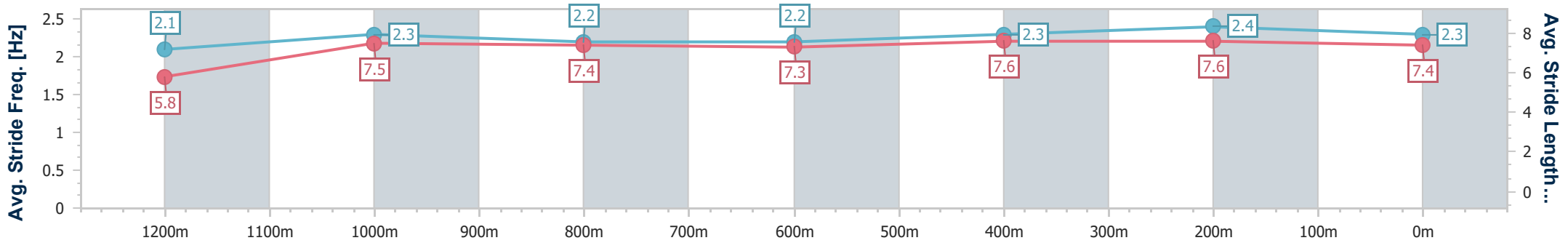
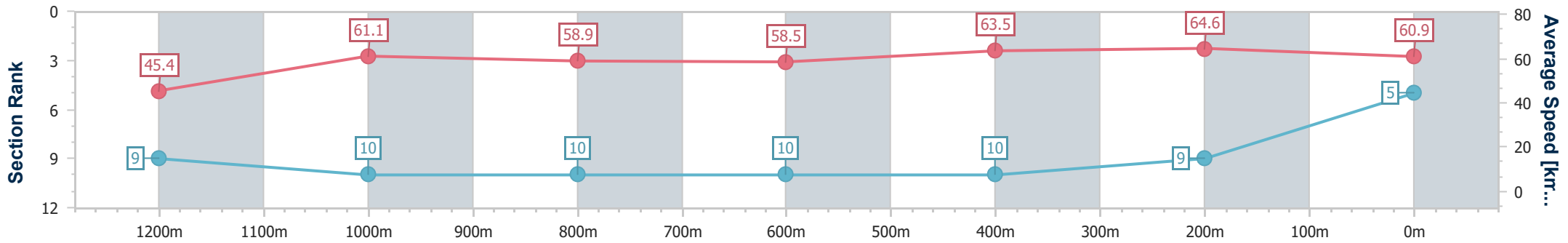


**Doomben QLD Professional**  
**Race 8: XXXX QTIS 3YO QUALITY FILLIES Handicap - 1350m**  
 16 April 2025 - 16:06  
 Track Rating: Heavy 8, Weather: Fine, Rail Position: +3m Entire



**BRISBANE**  
 RACING CLUB

Section	Overall	1200m	1000m	800m	600m	400m	200m
Section Times	1:22.66 [5] (0:11.94)	1:10.72 [9] (0:11.80)	0:58.92 [10] (0:12.28)	0:46.64 [10] (0:12.25)	0:34.39 [10] (0:11.37)	0:23.02 [10] (0:11.17)	0:11.85 [9] (0:11.85)
Average Speed [km/h]	45.4	61.1	58.9	58.5	63.5	64.6	60.9
Top Speed [km/h]	63.3	63.8	60.1	61.4	64.3	66.5	63.6
Avg. Dist. to Rail [m]	8.8	4.3	1.9	0.3	0.4	2.3	1.1
Avg. Stride Freq. [Hz]	2.1	2.3	2.2	2.2	2.3	2.4	2.3
Avg. Stride Length [m]	5.8	7.5	7.4	7.3	7.6	7.6	7.4



- [ ] Ranking at each section and finish
- .-.- No data available at this section
- NA No data available



Horse/Jockey Name	Sun Worshipper
Final Rank	6
Fastest Section Time (Section)	0:11.25 (400m)
Top Speed [km/h] (Section)	65.6 (400m)
Race State	Finished

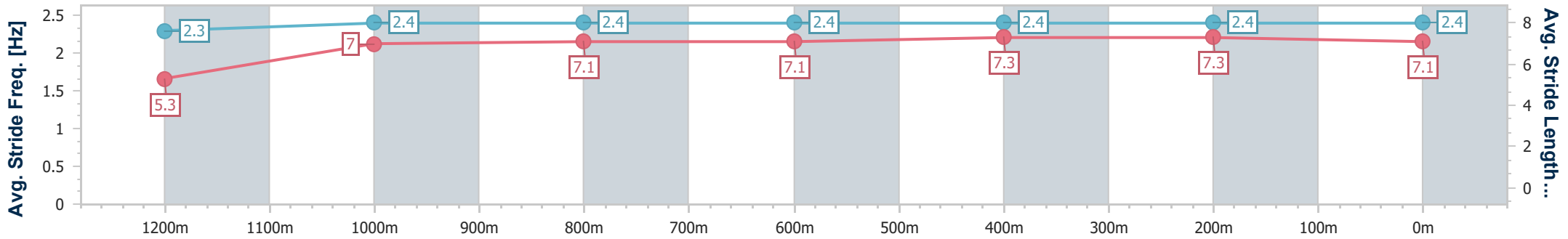
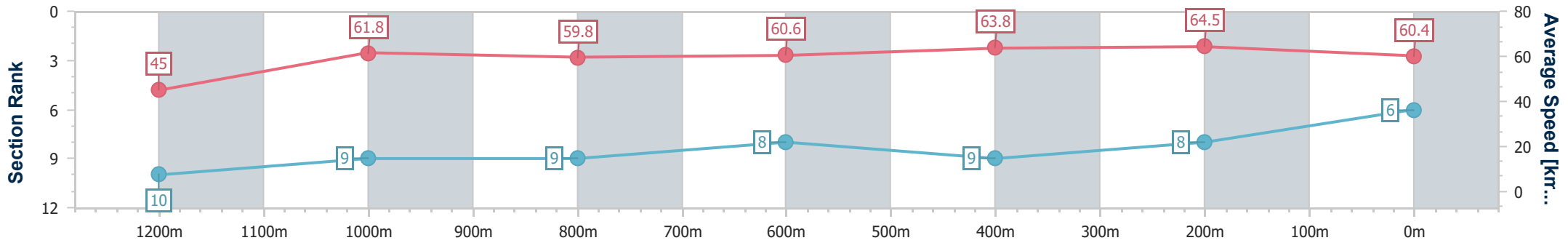


**Doomben QLD Professional**  
**Race 8: XXXX QTIS 3YO QUALITY FILLIES Handicap - 1350m**  
**16 April 2025 - 16:06**  
**Track Rating: Heavy 8, Weather: Fine, Rail Position: +3m Entire**



**BRISBANE**  
**RACING CLUB**

Section	Overall	1200m	1000m	800m	600m	400m	200m
Section Times	1:22.67 [6] (0:12.02)	1:10.65 [10] (0:11.64)	0:59.01 [9] (0:12.16)	0:46.85 [9] (0:12.12)	0:34.73 [8] (0:11.58)	0:23.15 [9] (0:11.25)	0:11.90 [8] (0:11.90)
Average Speed [km/h]	45.0	61.8	59.8	60.6	63.8	64.5	60.4
Top Speed [km/h]	62.8	64.4	60.4	63.0	64.9	65.6	63.0
Avg. Dist. to Rail [m]	6.6	2.2	2.6	4.0	4.1	4.6	4.9
Avg. Stride Freq. [Hz]	2.3	2.4	2.4	2.4	2.4	2.4	2.4
Avg. Stride Length [m]	5.3	7.0	7.1	7.1	7.3	7.3	7.1



- [ ] Ranking at each section and finish
- .-.- No data available at this section
- NA No data available





Horse/Jockey Name	Data Scramble
Final Rank	7
Fastest Section Time (Section)	0:11.16 (400m)
Top Speed [km/h] (Section)	67.0 (400m)
Race State	Finished

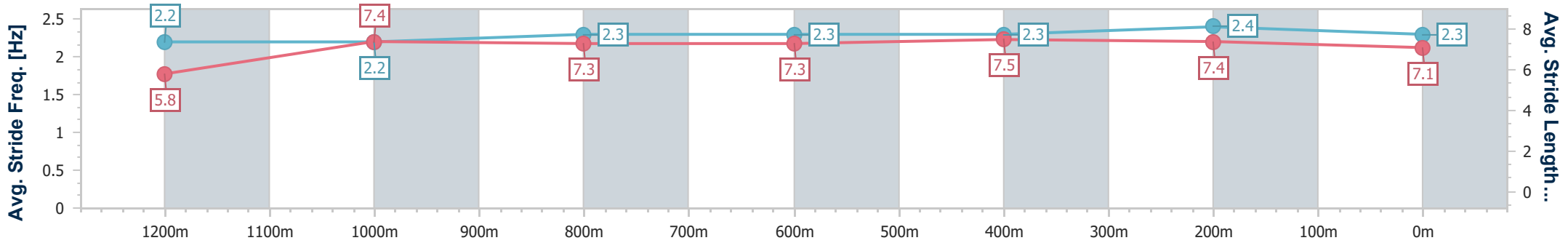
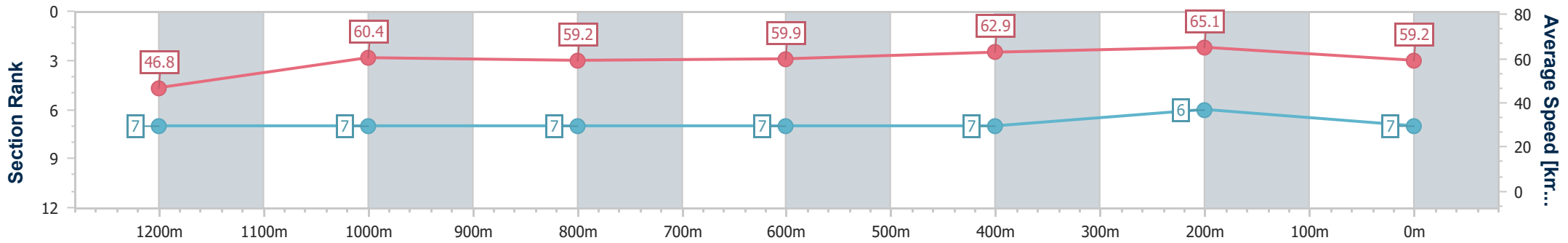


**Doomben QLD Professional**  
**Race 8: XXXX QTIS 3YO QUALITY FILLIES Handicap - 1350m**  
 16 April 2025 - 16:06  
 Track Rating: Heavy 8, Weather: Fine, Rail Position: +3m Entire



**BRISBANE**  
RACING CLUB

Section	Overall	1200m	1000m	800m	600m	400m	200m
Section Times	1:22.72 [7] (0:11.54)	1:11.18 [7] (0:11.89)	0:59.29 [7] (0:12.25)	0:47.04 [7] (0:12.21)	0:34.83 [7] (0:11.55)	0:23.28 [7] (0:11.16)	0:12.12 [6] (0:12.12)
Average Speed [km/h]	46.8	60.4	59.2	59.9	62.9	65.1	59.2
Top Speed [km/h]	61.0	61.9	60.4	62.2	64.2	67.0	62.7
Avg. Dist. to Rail [m]	8.8	3.8	3.0	2.5	2.3	4.8	8.1
Avg. Stride Freq. [Hz]	2.2	2.2	2.3	2.3	2.3	2.4	2.3
Avg. Stride Length [m]	5.8	7.4	7.3	7.3	7.5	7.4	7.1



- [ ] Ranking at each section and finish
- .-.- No data available at this section
- NA No data available



Horse/Jockey Name	Maragical
Final Rank	8
Fastest Section Time (Section)	0:11.02 (Overall)
Top Speed [km/h] (Section)	63.7 (1200m)
Race State	Finished

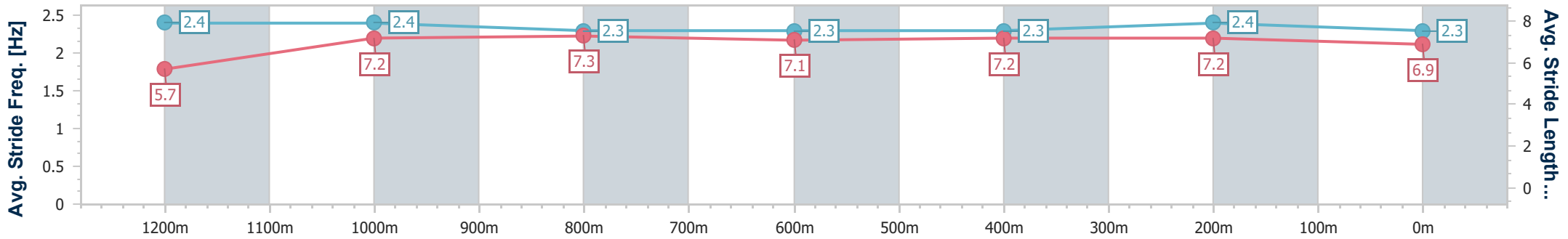
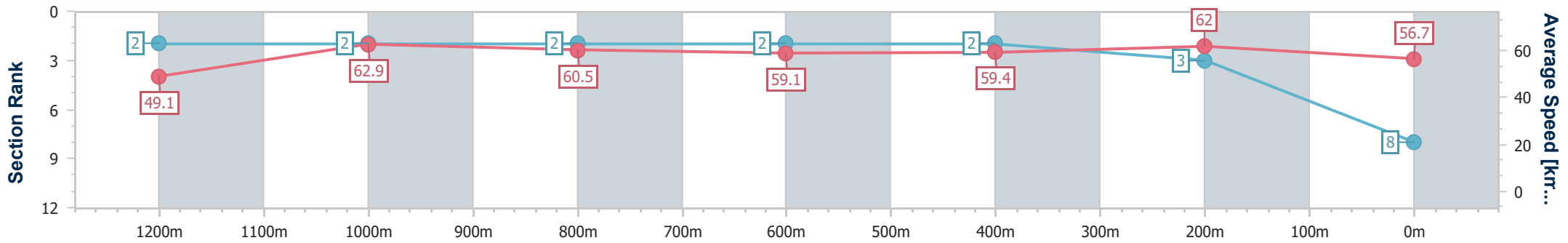


**Doomben QLD Professional**  
**Race 8: XXXX QTIS 3YO QUALITY FILLIES Handicap - 1350m**  
 16 April 2025 - 16:06  
 Track Rating: Heavy 8, Weather: Fine, Rail Position: +3m Entire



**BRISBANE**  
RACING CLUB

Section	Overall	1200m	1000m	800m	600m	400m	200m
Section Times	1:22.93 [8] (0:11.02)	1:11.91 [2] (0:11.46)	1:00.45 [2] (0:11.96)	0:48.49 [2] (0:12.17)	0:36.32 [2] (0:12.05)	0:24.27 [2] (0:11.60)	0:12.67 [3] (0:12.67)
Average Speed [km/h]	49.1	62.9	60.5	59.1	59.4	62.0	56.7
Top Speed [km/h]	62.3	63.7	61.9	59.7	59.7	63.5	60.9
Avg. Dist. to Rail [m]	6.5	3.3	2.2	0.6	1.1	1.7	3.0
Avg. Stride Freq. [Hz]	2.4	2.4	2.3	2.3	2.3	2.4	2.3
Avg. Stride Length [m]	5.7	7.2	7.3	7.1	7.2	7.2	6.9



- [ ] Ranking at each section and finish
- .-.- No data available at this section
- NA No data available



Horse/Jockey Name	Good Philly
Final Rank	9
Fastest Section Time (Section)	0:11.34 (Overall)
Top Speed [km/h] (Section)	63.7 (400m)
Race State	Finished

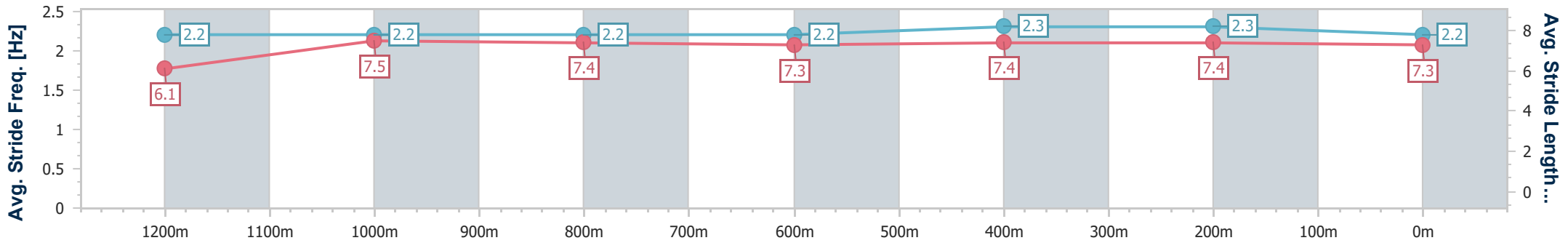
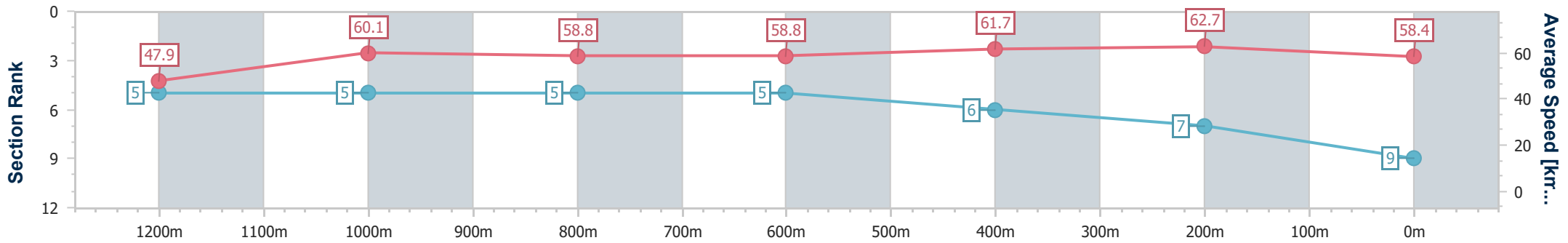


**Doomben QLD Professional**  
**Race 8: XXXX QTIS 3YO QUALITY FILLIES Handicap - 1350m**  
 16 April 2025 - 16:06  
 Track Rating: Heavy 8, Weather: Fine, Rail Position: +3m Entire



**BRISBANE**  
RACING CLUB

Section	Overall	1200m	1000m	800m	600m	400m	200m
Section Times	1:23.03 [9] (0:11.34)	1:11.69 [5] (0:11.97)	0:59.72 [5] (0:12.23)	0:47.49 [5] (0:12.20)	0:35.29 [5] (0:11.49)	0:23.80 [6] (0:11.46)	0:12.34 [7] (0:12.34)
Average Speed [km/h]	47.9	60.1	58.8	58.8	61.7	62.7	58.4
Top Speed [km/h]	61.0	61.3	60.5	62.0	63.5	63.7	61.4
Avg. Dist. to Rail [m]	3.2	0.9	0.7	1.5	1.8	1.1	1.0
Avg. Stride Freq. [Hz]	2.2	2.2	2.2	2.2	2.3	2.3	2.2
Avg. Stride Length [m]	6.1	7.5	7.4	7.3	7.4	7.4	7.3



- [ ] Ranking at each section and finish
- .-.- No data available at this section
- NA No data available



Horse/Jockey Name	Madame Lexis
Final Rank	10
Fastest Section Time (Section)	0:11.47 (600m)
Top Speed [km/h] (Section)	63.7 (400m)
Race State	Finished

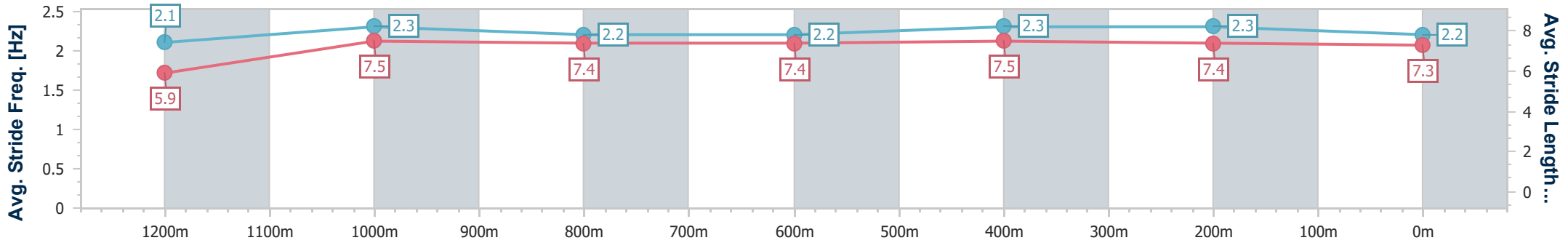
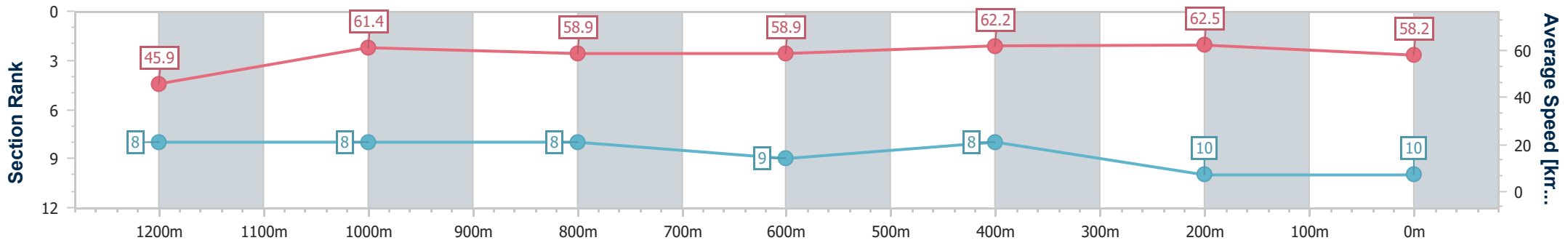


**Doomben QLD Professional**  
**Race 8: XXXX QTIS 3YO QUALITY FILLIES Handicap - 1350m**  
 16 April 2025 - 16:06  
 Track Rating: Heavy 8, Weather: Fine, Rail Position: +3m Entire



**BRISBANE**  
RACING CLUB

Section	Overall	1200m	1000m	800m	600m	400m	200m
Section Times	1:23.36 [10] (0:11.82)	1:11.54 [8] (0:11.70)	0:59.84 [8] (0:12.26)	0:47.58 [8] (0:12.26)	0:35.32 [9] (0:11.47)	0:23.85 [8] (0:11.48)	0:12.37 [10] (0:12.37)
Average Speed [km/h]	45.9	61.4	58.9	58.9	62.2	62.5	58.2
Top Speed [km/h]	63.0	63.0	61.5	61.7	62.8	63.7	60.6
Avg. Dist. to Rail [m]	6.9	1.8	1.1	0.5	1.3	0.9	0.5
Avg. Stride Freq. [Hz]	2.1	2.3	2.2	2.2	2.3	2.3	2.2
Avg. Stride Length [m]	5.9	7.5	7.4	7.4	7.5	7.4	7.3



- [ ] Ranking at each section and finish
- .-.- No data available at this section
- NA No data available



# Doomben QLD Professional

## Race 9: LADBROKES MATES MODE POTS QUALITY Handicap - 1350m

16 April 2025 - 16:42



BRISBANE  
RACING CLUB

Track Rating: Soft 7, Weather: Fine, Rail Position: +3m Entire

Section	Field Times	Overall	1200m	1000m	800m	600m	400m	Last 600m				
		1:20.51 (0:10.90)	1:09.61 (0:10.76)	0:58.85 (0:11.42)	0:47.43 (0:11.82)	0:35.61 (0:11.75)	0:23.86 (0:11.58)	0:35.61				
Rank	TAB Horse/Jockey	Barrier	Top Speed [km/h]	Fastest Section					Distance Travelled [m]			
1	3 MISS JOELENE Cejay Graham	2	65.9 1200m	0:11.08 1200m	1:20.51 [1] (0:11.14)	1:09.37 [6] (0:11.08)	0:58.29 [6] (0:11.37)	0:46.92 [6] (0:11.77)	0:35.15 [6] (0:11.65)	0:23.50 [6] (0:11.42)	0:35.15	
2	1 CIFRADO Kyle Wilson-Taylor	9	65.4 600m	0:11.30 1200m	1:20.78 [2] (0:11.60)	1:09.18 [10] (0:11.30)	0:57.88 [10] (0:11.34)	0:46.54 [10] (0:11.79)	0:34.75 [10] (0:11.39)	0:23.36 [10] (0:11.30)	0:34.75	+8
3	11 DEVASTATE Angela Jones	7	67.0 1200m	0:10.90 1200m	1:20.86 [3] (0:10.99)	1:09.87 [4] (0:10.90)	0:58.97 [4] (0:11.32)	0:47.65 [2] (0:11.73)	0:35.92 [3] (0:11.71)	0:24.21 [1] (0:11.58)	0:35.92	+5
4	12 SET TO SHINE Emily Lang	3	65.6 1000m	0:11.03 Overall	1:20.93 [4] (0:11.03)	1:09.90 [5] (0:11.08)	0:58.82 [5] (0:11.37)	0:47.45 [5] (0:11.65)	0:35.80 [5] (0:11.59)	0:24.21 [3] (0:11.72)	0:35.80	+3
5	16 OUR MAGNUS Taylor Marshall	4	66.9 1200m	0:10.85 1200m	1:20.99 [5] (0:10.90)	1:10.09 [1] (0:10.85)	0:59.24 [2] (0:11.46)	0:47.78 [3] (0:11.71)	0:36.07 [2] (0:11.75)	0:24.32 [2] (0:11.69)	0:36.07	+4
6	6 AT WITZ END Samantha Collett	1	66.6 1200m	0:10.91 1200m	1:21.05 [6] (0:10.95)	1:10.10 [2] (0:10.91)	0:59.19 [3] (0:11.36)	0:47.83 [4] (0:11.86)	0:35.97 [4] (0:11.69)	0:24.28 [4] (0:11.59)	0:35.97	-3
7	14 DON'T STOP Georgina Cartwright	8	65.0 1000m	0:11.17 1200m	1:21.11 [7] (0:11.30)	1:09.81 [8] (0:11.17)	0:58.64 [8] (0:11.37)	0:47.27 [8] (0:11.73)	0:35.54 [7] (0:11.64)	0:23.90 [8] (0:11.47)	0:35.54	-1
8	4 ENCODER Damien Thornton	5	65.5 1200m	0:11.15 1200m	1:21.30 [8] (0:11.51)	1:09.79 [9] (0:11.15)	0:58.64 [9] (0:11.32)	0:47.32 [9] (0:11.69)	0:35.63 [9] (0:11.59)	0:24.04 [9] (0:11.41)	0:35.63	+7
9	5 KERCHAK Jag Guthmann-Chester	10	66.5 1200m	0:11.12 1200m	1:21.41 [9] (0:11.18)	1:10.23 [7] (0:11.12)	0:59.11 [7] (0:11.44)	0:47.67 [7] (0:11.89)	0:35.78 [8] (0:11.57)	0:24.21 [7] (0:11.51)	0:35.78	+5
10	2 SINAWANN Jim Byrne	6	68.4 1200m	0:10.68 1200m	1:21.86 [10] (0:10.98)	1:10.88 [3] (0:10.68)	1:00.20 [1] (0:11.42)	0:48.78 [1] (0:11.82)	0:36.96 [1] (0:11.93)	0:25.03 [5] (0:11.93)	0:36.96	+1

Scratched: Tidal Creek (#8), Warby (#9), Space Tracker (#10), Blakmax (#15), Living Free (#17), Edited By (#13), Tycoonist (#7)

Report Created: Wed 16 April 2025 16:58 GMT+10 (Note: Timing is based on position data)

Page 1/12

[ ] Ranking at each section and finish  
-:--:- No data available at this section  
NA No data available

SCN Saddle cloth number  
DNF Did not finish  
DNT Did not track

data processed by TRIPLES DATA



# Doomben QLD Professional

## Race 9: LADBROKES MATES MODE POTS QUALITY Handicap - 1350m

16 April 2025 - 16:42



BRISBANE  
RACING CLUB

Track Rating: Soft 7, Weather: Fine, Rail Position: +3m Entire

Section				200m				Last 600m	
Field Times				0:12.28 (0:12.28)				0:35.61	
Rank	TAB	Horse/Jockey	Barrier	Top Speed [km/h]	Fastest Section	Margin			Distance Travelled [m]
1	3	<b>MISS JOELENE</b> Cejay Graham	2	65.9 1200m	0:11.08 1200m	0:12.08 [4] (0:12.08)	1:20.51		0:35.15
2	1	<b>CIFRADO</b> Kyle Wilson-Taylor	9	65.4 600m	0:11.30 1200m	0:12.06 [9] (0:12.06)	1.62L		0:34.75 +8
3	11	<b>DEVASTATE</b> Angela Jones	7	67.0 1200m	0:10.90 1200m	0:12.63 [1] (0:12.63)	2.06L		0:35.92 +5
4	12	<b>SET TO SHINE</b> Emily Lang	3	65.6 1000m	0:11.03 Overall	0:12.49 [5] (0:12.49)	2.48L		0:35.80 +3
5	16	<b>OUR MAGNUS</b> Taylor Marshall	4	66.9 1200m	0:10.85 1200m	0:12.63 [3] (0:12.63)	2.85L		0:36.07 +4
6	6	<b>AT WITZ END</b> Samantha Collett	1	66.6 1200m	0:10.91 1200m	0:12.69 [2] (0:12.69)	3.17L		0:35.97 -3
7	14	<b>DON'T STOP</b> Georgina Cartwright	8	65.0 1000m	0:11.17 1200m	0:12.43 [7] (0:12.43)	3.57L		0:35.54 -1
8	4	<b>ENCODER</b> Damien Thornton	5	65.5 1200m	0:11.15 1200m	0:12.63 [6] (0:12.63)	4.66L		0:35.63 +7
9	5	<b>KERCHAK</b> Jag Guthmann-Chester	10	66.5 1200m	0:11.12 1200m	0:12.70 [8] (0:12.70)	5.3L		0:35.78 +5
10	2	<b>SINAWANN</b> Jim Byrne	6	68.4 1200m	0:10.68 1200m	0:13.10 [10] (0:13.10)	7.95L		0:36.96 +1

Scratched: Tidal Creek (#8), Warby (#9), Space Tracker (#10), Blakmax (#15), Living Free (#17), Edited By (#13), Tycoonist (#7)

Report Created: Wed 16 April 2025 16:58 GMT+10 (Note: Timing is based on position data)

Page 2/12

[ ] Ranking at each section and finish  
 -:-:- No data available at this section  
 NA No data available

SCN Saddle cloth number  
 DNF Did not finish  
 DNT Did not track

data processed by  **TRIPLES DATA**



Horse/Jockey Name	Miss Joelene
Final Rank	1
Fastest Section Time (Section)	0:11.08 (1200m)
Top Speed [km/h] (Section)	65.9 (1200m)
Race State	Finished



**Doomben QLD Professional**  
**Race 9: LADBROKES MATES MODE POTS QUALITY Handicap**  
 - 1350m

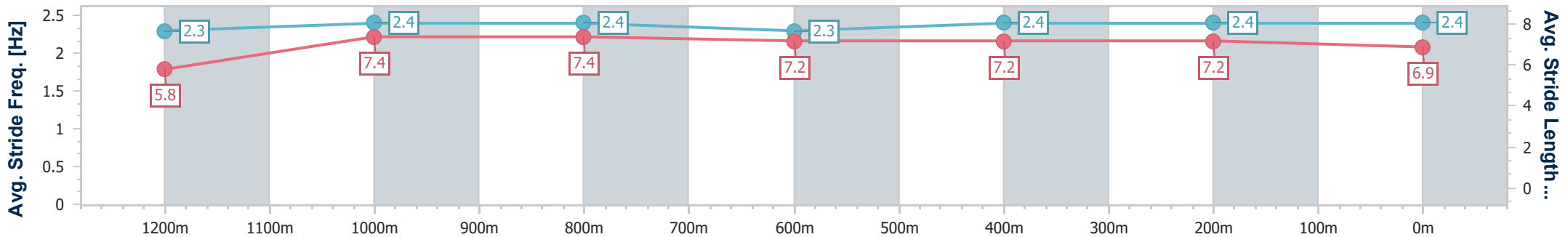
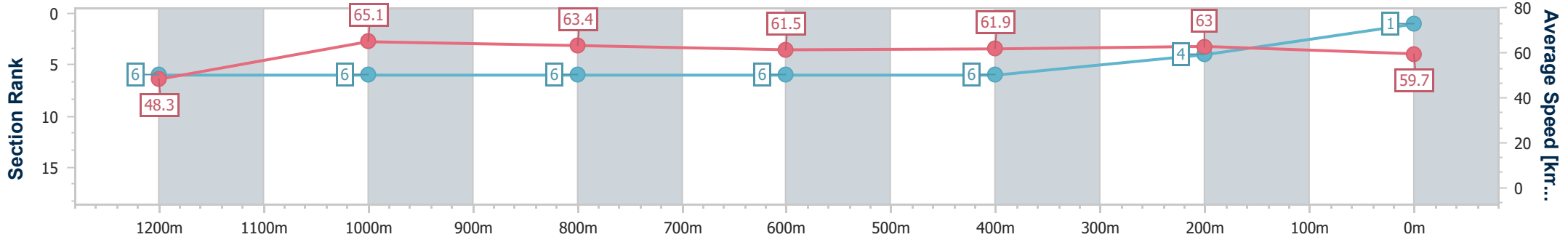


**BRISBANE**  
 RACING CLUB

16 April 2025 - 16:42

Track Rating: Soft 7, Weather: Fine, Rail Position: +3m Entire

Section	Overall	1200m	1000m	800m	600m	400m	200m
Section Times	1:20.51 [1] (0:11.14)	1:09.37 [6] (0:11.08)	0:58.29 [6] (0:11.37)	0:46.92 [6] (0:11.77)	0:35.15 [6] (0:11.65)	0:23.50 [6] (0:11.42)	0:12.08 [4] (0:12.08)
Average Speed [km/h]	48.3	65.1	63.4	61.5	61.9	63.0	59.7
Top Speed [km/h]	63.7	65.9	65.0	62.2	63.3	64.5	62.5
Avg. Dist. to Rail [m]	2.9	1.2	1.0	0.8	0.3	1.9	4.1
Avg. Stride Freq. [Hz]	2.3	2.4	2.4	2.3	2.4	2.4	2.4
Avg. Stride Length [m]	5.8	7.4	7.4	7.2	7.2	7.2	6.9



- [ ] Ranking at each section and finish
- .-.- No data available at this section
- NA No data available



Horse/Jockey Name	Cifrado
Final Rank	2
Fastest Section Time (Section)	0:11.30 (1200m)
Top Speed [km/h] (Section)	65.4 (600m)
Race State	Finished



**Doomben QLD Professional**  
**Race 9: LADBROKES MATES MODE POTS QUALITY Handicap**  
 - 1350m

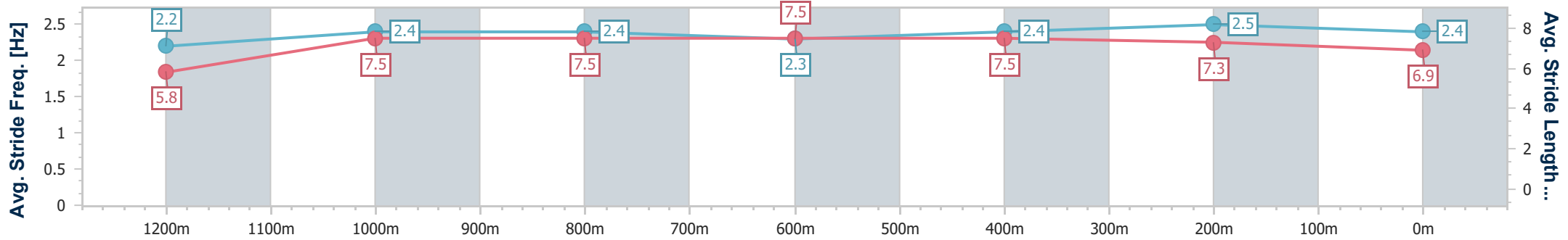
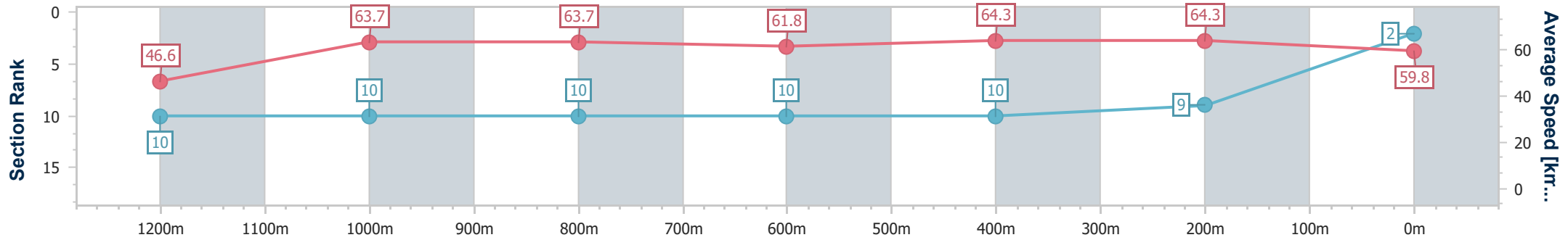


16 April 2025 - 16:42

BRISBANE  
RACING CLUB

Track Rating: Soft 7, Weather: Fine, Rail Position: +3m Entire

Section	Overall	1200m	1000m	800m	600m	400m	200m
Section Times	1:20.78 [2] (0:11.60)	1:09.18 [10] (0:11.30)	0:57.88 [10] (0:11.34)	0:46.54 [10] (0:11.79)	0:34.75 [10] (0:11.39)	0:23.36 [10] (0:11.30)	0:12.06 [9] (0:12.06)
Average Speed [km/h]	46.6	63.7	63.7	61.8	64.3	64.3	59.8
Top Speed [km/h]	62.8	64.1	64.8	63.1	65.4	65.4	64.0
Avg. Dist. to Rail [m]	8.3	4.6	2.9	2.2	2.7	6.8	9.7
Avg. Stride Freq. [Hz]	2.2	2.4	2.4	2.3	2.4	2.5	2.4
Avg. Stride Length [m]	5.8	7.5	7.5	7.5	7.5	7.3	6.9



- [ ] Ranking at each section and finish
- .-.- No data available at this section
- NA No data available





Horse/Jockey Name	Devastate
Final Rank	3
Fastest Section Time (Section)	0:10.90 (1200m)
Top Speed [km/h] (Section)	67.0 (1200m)
Race State	Finished



**Doomben QLD Professional**  
**Race 9: LADBROKES MATES MODE POTS QUALITY Handicap**  
 - 1350m

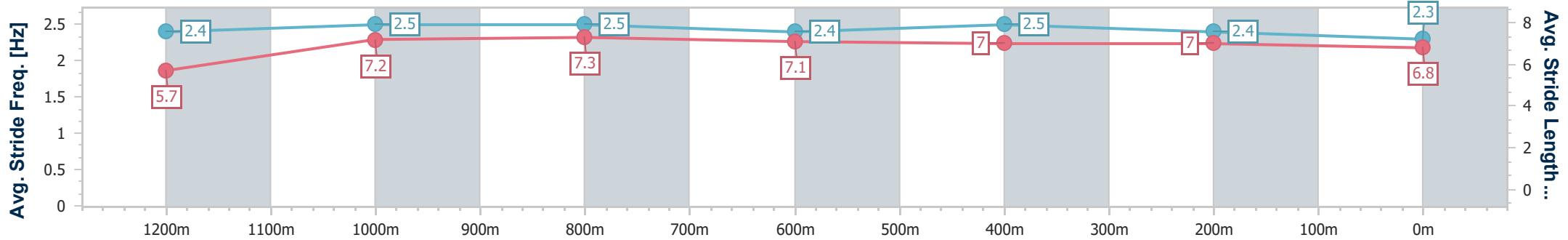
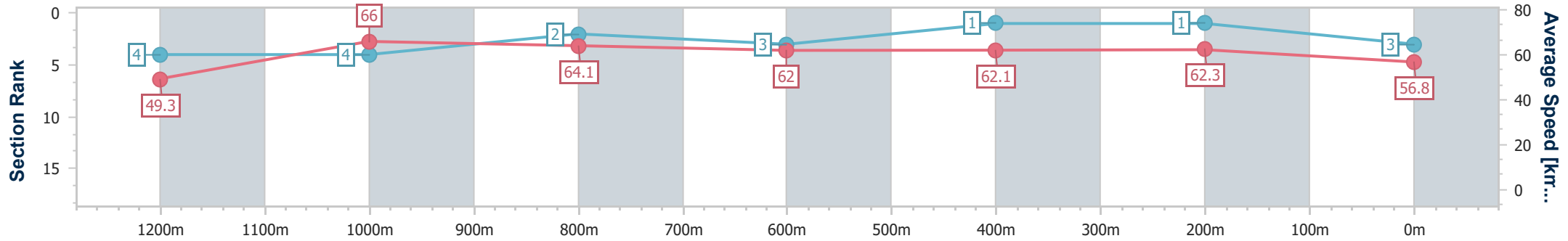


16 April 2025 - 16:42

BRISBANE  
RACING CLUB

Track Rating: Soft 7, Weather: Fine, Rail Position: +3m Entire

Section	Overall	1200m	1000m	800m	600m	400m	200m
Section Times	1:20.86 [3] (0:10.99)	1:09.87 [4] (0:10.90)	0:58.97 [4] (0:11.32)	0:47.65 [2] (0:11.73)	0:35.92 [3] (0:11.71)	0:24.21 [1] (0:11.58)	0:12.63 [1] (0:12.63)
Average Speed [km/h]	49.3	66.0	64.1	62.0	62.1	62.3	56.8
Top Speed [km/h]	64.5	67.0	65.1	63.1	63.1	63.2	61.2
Avg. Dist. to Rail [m]	7.9	5.5	3.1	2.3	1.9	0.8	3.3
Avg. Stride Freq. [Hz]	2.4	2.5	2.5	2.4	2.5	2.4	2.3
Avg. Stride Length [m]	5.7	7.2	7.3	7.1	7.0	7.0	6.8



- [ ] Ranking at each section and finish
- .-.- No data available at this section
- NA No data available



Horse/Jockey Name	Set To Shine
Final Rank	4
Fastest Section Time (Section)	0:11.03 (Overall)
Top Speed [km/h] (Section)	65.6 (1000m)
Race State	Finished



**Doomben QLD Professional**  
**Race 9: LADBROKES MATES MODE POTS QUALITY Handicap**  
 - 1350m

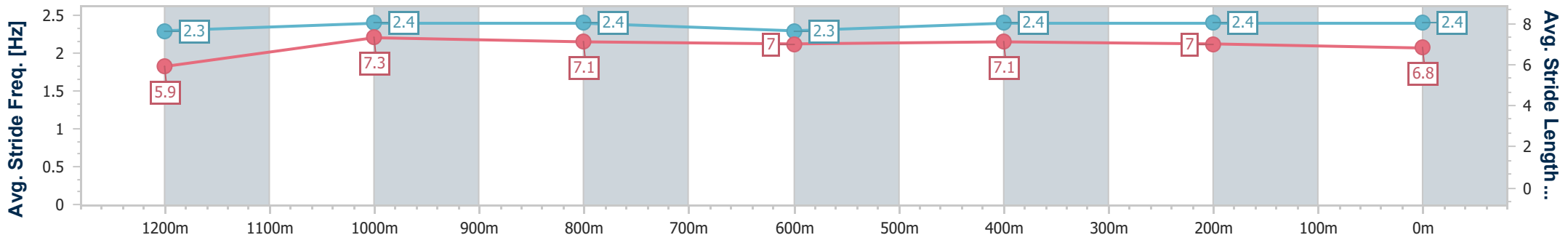
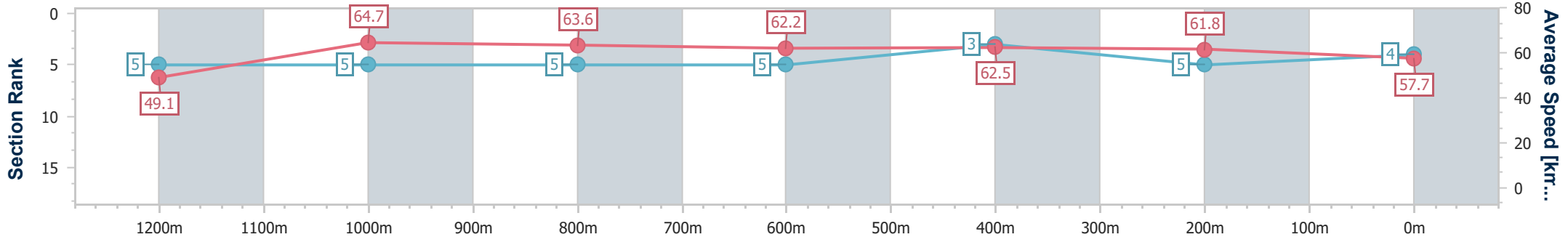


16 April 2025 - 16:42

BRISBANE  
RACING CLUB

Track Rating: Soft 7, Weather: Fine, Rail Position: +3m Entire

Section	Overall	1200m	1000m	800m	600m	400m	200m
Section Times	1:20.93 [4] (0:11.03)	1:09.90 [5] (0:11.08)	0:58.82 [5] (0:11.37)	0:47.45 [5] (0:11.65)	0:35.80 [5] (0:11.59)	0:24.21 [3] (0:11.72)	0:12.49 [5] (0:12.49)
Average Speed [km/h]	49.1	64.7	63.6	62.2	62.5	61.8	57.7
Top Speed [km/h]	65.1	65.4	65.6	62.7	63.1	62.7	61.1
Avg. Dist. to Rail [m]	3.3	1.8	1.4	0.9	1.2	5.4	8.4
Avg. Stride Freq. [Hz]	2.3	2.4	2.4	2.3	2.4	2.4	2.4
Avg. Stride Length [m]	5.9	7.3	7.1	7.0	7.1	7.0	6.8



- [ ] Ranking at each section and finish
- .-.- No data available at this section
- NA No data available



Horse/Jockey Name	Our Magnus
Final Rank	5
Fastest Section Time (Section)	0:10.85 (1200m)
Top Speed [km/h] (Section)	66.9 (1200m)
Race State	Finished



**Doomben QLD Professional**  
**Race 9: LADBROKES MATES MODE POTS QUALITY Handicap**  
 - 1350m

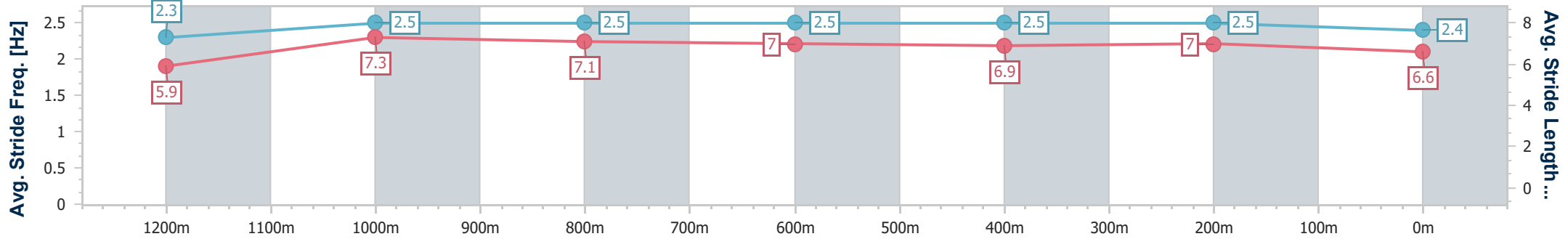
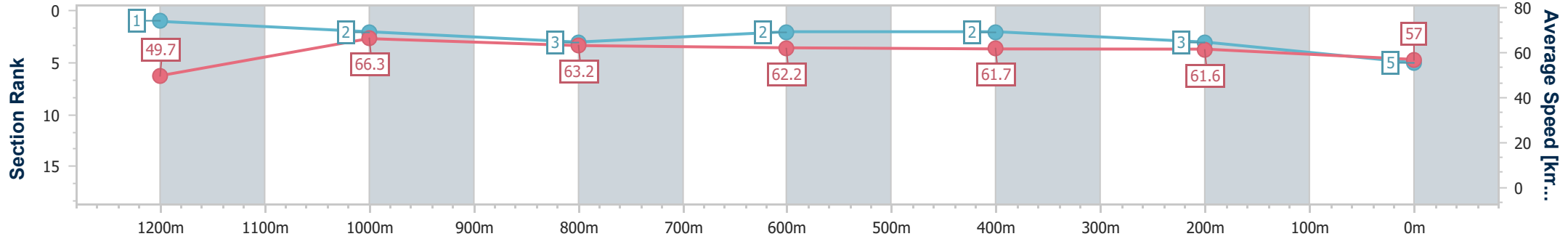


**BRISBANE**  
 RACING CLUB

16 April 2025 - 16:42

Track Rating: Soft 7, Weather: Fine, Rail Position: +3m Entire

Section	Overall	1200m	1000m	800m	600m	400m	200m
Section Times	1:20.99 [5] (0:10.90)	1:10.09 [1] (0:10.85)	0:59.24 [2] (0:11.46)	0:47.78 [3] (0:11.71)	0:36.07 [2] (0:11.75)	0:24.32 [2] (0:11.69)	0:12.63 [3] (0:12.63)
Average Speed [km/h]	49.7	66.3	63.2	62.2	61.7	61.6	57.0
Top Speed [km/h]	65.3	66.9	65.5	63.1	62.9	63.1	60.1
Avg. Dist. to Rail [m]	4.8	3.2	2.3	1.6	1.5	0.5	2.5
Avg. Stride Freq. [Hz]	2.3	2.5	2.5	2.5	2.5	2.5	2.4
Avg. Stride Length [m]	5.9	7.3	7.1	7.0	6.9	7.0	6.6



- [ ] Ranking at each section and finish
- .-.- No data available at this section
- NA No data available



Horse/Jockey Name	At Witz End
Final Rank	6
Fastest Section Time (Section)	0:10.91 (1200m)
Top Speed [km/h] (Section)	66.6 (1200m)
Race State	Finished



**Doomben QLD Professional**  
**Race 9: LADBROKES MATES MODE POTS QUALITY Handicap**  
 - 1350m

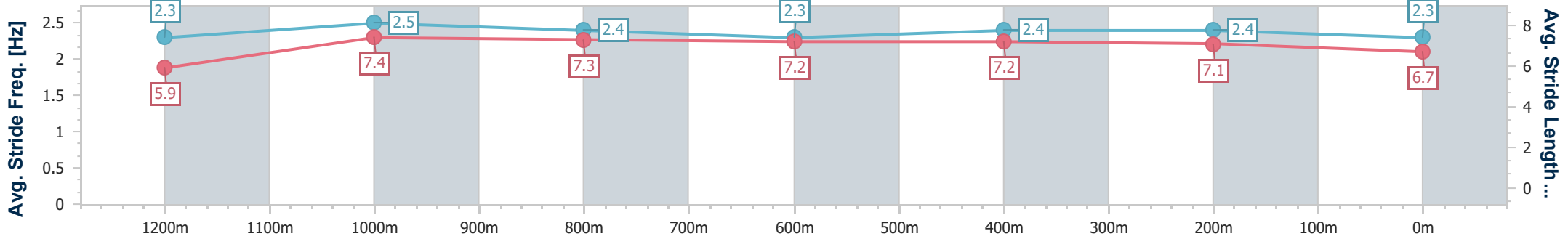
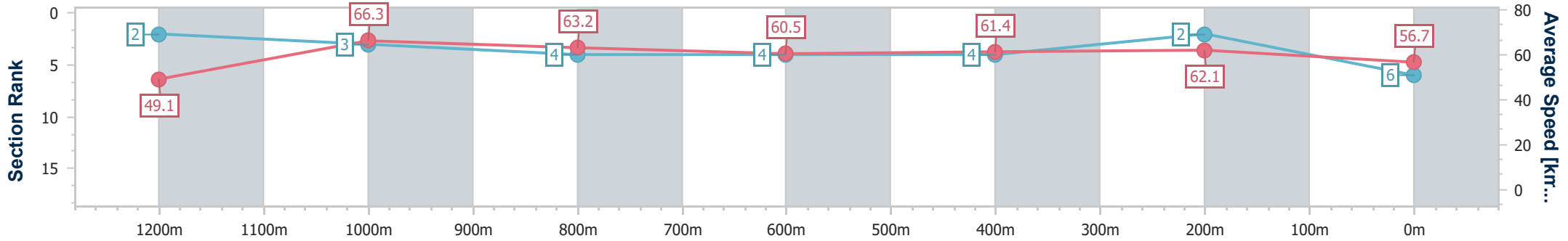


**BRISBANE**  
 RACING CLUB

16 April 2025 - 16:42

Track Rating: Soft 7, Weather: Fine, Rail Position: +3m Entire

Section	Overall	1200m	1000m	800m	600m	400m	200m
Section Times	1:21.05 [6] (0:10.95)	1:10.10 [2] (0:10.91)	0:59.19 [3] (0:11.36)	0:47.83 [4] (0:11.86)	0:35.97 [4] (0:11.69)	0:24.28 [4] (0:11.59)	0:12.69 [2] (0:12.69)
Average Speed [km/h]	49.1	66.3	63.2	60.5	61.4	62.1	56.7
Top Speed [km/h]	65.4	66.6	66.3	61.6	62.4	64.4	60.5
Avg. Dist. to Rail [m]	1.7	0.7	0.4	0.7	0.8	1.7	5.0
Avg. Stride Freq. [Hz]	2.3	2.5	2.4	2.3	2.4	2.4	2.3
Avg. Stride Length [m]	5.9	7.4	7.3	7.2	7.2	7.1	6.7



- [ ] Ranking at each section and finish
- .-.- No data available at this section
- NA No data available



Horse/Jockey Name	Don't Stop
Final Rank	7
Fastest Section Time (Section)	0:11.17 (1200m)
Top Speed [km/h] (Section)	65.0 (1000m)
Race State	Finished



**Doomben QLD Professional**  
**Race 9: LADBROKES MATES MODE POTS QUALITY Handicap**  
 - 1350m

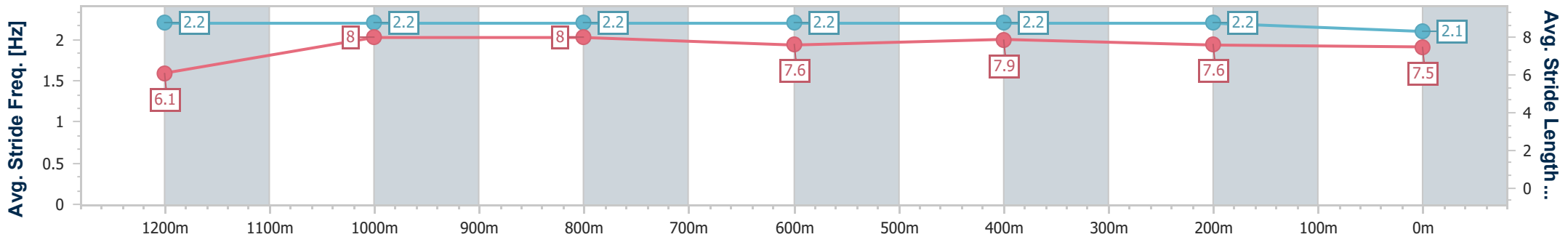
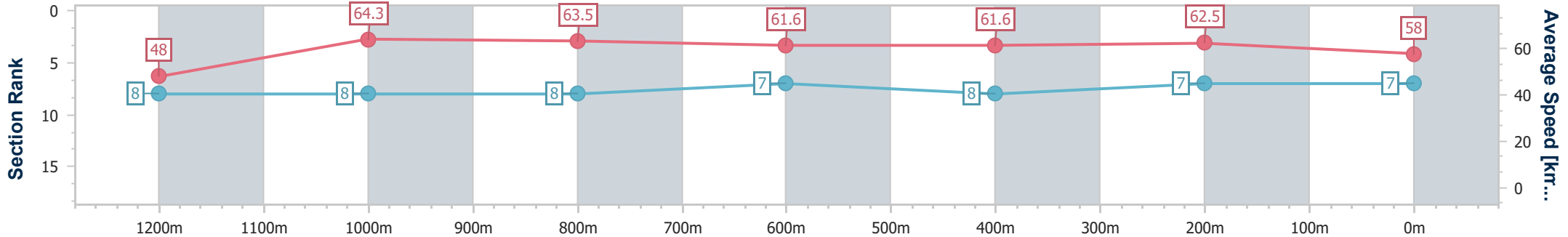


**BRISBANE**  
 RACING CLUB

16 April 2025 - 16:42

Track Rating: Soft 7, Weather: Fine, Rail Position: +3m Entire

Section	Overall	1200m	1000m	800m	600m	400m	200m
Section Times	1:21.11 [7] (0:11.30)	1:09.81 [8] (0:11.17)	0:58.64 [8] (0:11.37)	0:47.27 [8] (0:11.73)	0:35.54 [7] (0:11.64)	0:23.90 [8] (0:11.47)	0:12.43 [7] (0:12.43)
Average Speed [km/h]	48.0	64.3	63.5	61.6	61.6	62.5	58.0
Top Speed [km/h]	63.5	64.7	65.0	62.3	62.4	63.5	61.2
Avg. Dist. to Rail [m]	7.3	1.8	1.1	0.4	0.7	1.2	3.4
Avg. Stride Freq. [Hz]	2.2	2.2	2.2	2.2	2.2	2.2	2.1
Avg. Stride Length [m]	6.1	8.0	8.0	7.6	7.9	7.6	7.5



- [ ] Ranking at each section and finish
- .-.- No data available at this section
- NA No data available



Horse/Jockey Name	Encoder
Final Rank	8
Fastest Section Time (Section)	0:11.15 (1200m)
Top Speed [km/h] (Section)	65.5 (1200m)
Race State	Finished



**Doomben QLD Professional**  
**Race 9: LADBROKES MATES MODE POTS QUALITY Handicap**  
 - 1350m

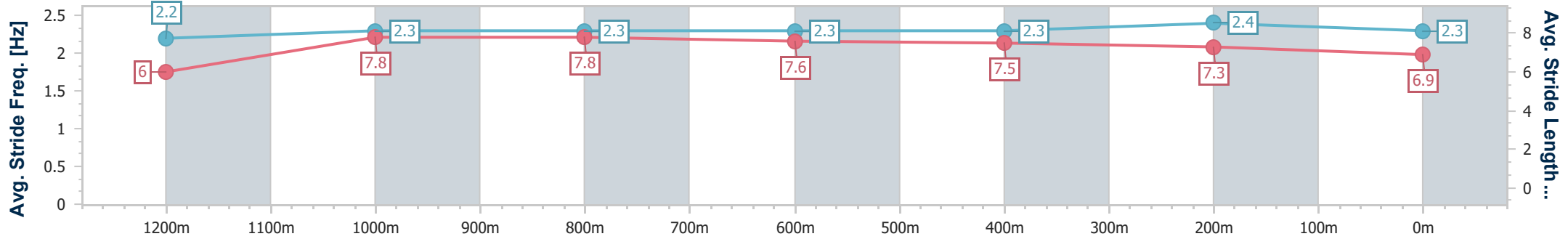
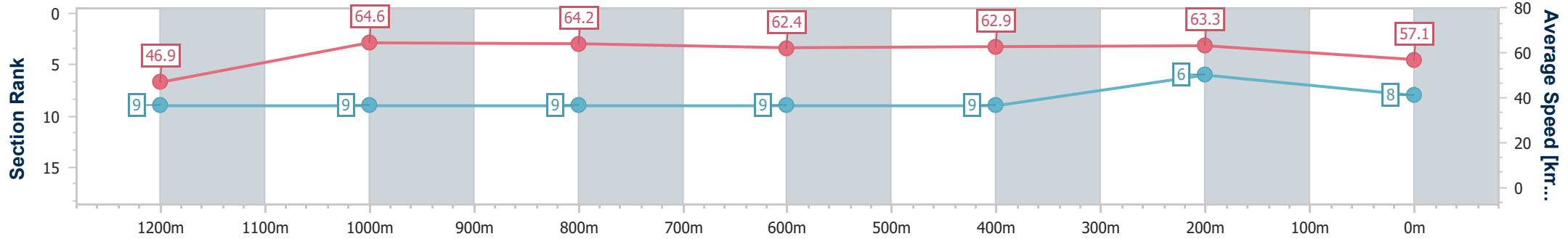


16 April 2025 - 16:42

BRISBANE  
RACING CLUB

Track Rating: Soft 7, Weather: Fine, Rail Position: +3m Entire

Section	Overall	1200m	1000m	800m	600m	400m	200m
Section Times	1:21.30 [8] (0:11.51)	1:09.79 [9] (0:11.15)	0:58.64 [9] (0:11.32)	0:47.32 [9] (0:11.69)	0:35.63 [9] (0:11.59)	0:24.04 [9] (0:11.41)	0:12.63 [6] (0:12.63)
Average Speed [km/h]	46.9	64.6	64.2	62.4	62.9	63.3	57.1
Top Speed [km/h]	63.3	65.5	65.2	63.2	63.9	64.3	62.3
Avg. Dist. to Rail [m]	5.5	3.6	2.3	2.5	2.2	5.1	8.3
Avg. Stride Freq. [Hz]	2.2	2.3	2.3	2.3	2.3	2.4	2.3
Avg. Stride Length [m]	6.0	7.8	7.8	7.6	7.5	7.3	6.9



- [ ] Ranking at each section and finish
- .-.- No data available at this section
- NA No data available



Horse/Jockey Name	Kerchak
Final Rank	9
Fastest Section Time (Section)	0:11.12 (1200m)
Top Speed [km/h] (Section)	66.5 (1200m)
Race State	Finished



**Doomben QLD Professional**  
**Race 9: LADBROKES MATES MODE POTS QUALITY Handicap**  
 - 1350m

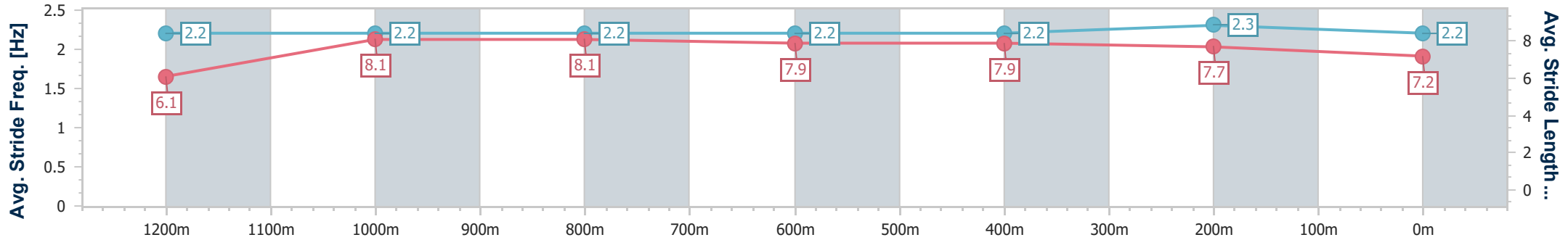
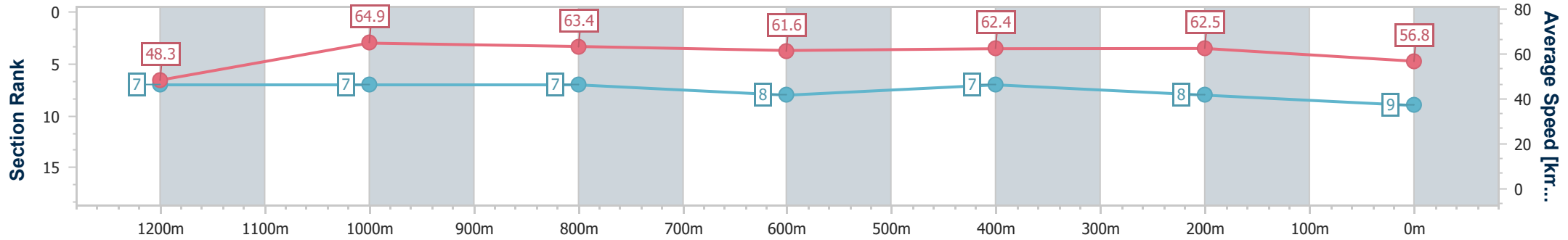


**BRISBANE**  
 RACING CLUB

16 April 2025 - 16:42

Track Rating: Soft 7, Weather: Fine, Rail Position: +3m Entire

Section	Overall	1200m	1000m	800m	600m	400m	200m
Section Times	1:21.41 [9] (0:11.18)	1:10.23 [7] (0:11.12)	0:59.11 [7] (0:11.44)	0:47.67 [7] (0:11.89)	0:35.78 [8] (0:11.57)	0:24.21 [7] (0:11.51)	0:12.70 [8] (0:12.70)
Average Speed [km/h]	48.3	64.9	63.4	61.6	62.4	62.5	56.8
Top Speed [km/h]	64.9	66.5	64.9	62.7	63.0	63.3	60.6
Avg. Dist. to Rail [m]	9.2	3.0	3.1	2.8	1.5	3.1	6.7
Avg. Stride Freq. [Hz]	2.2	2.2	2.2	2.2	2.2	2.3	2.2
Avg. Stride Length [m]	6.1	8.1	8.1	7.9	7.9	7.7	7.2



- [ ] Ranking at each section and finish
- .-.- No data available at this section
- NA No data available



Horse/Jockey Name	Sinawann
Final Rank	10
Fastest Section Time (Section)	0:10.68 (1200m)
Top Speed [km/h] (Section)	68.4 (1200m)
Race State	Finished



**Doomben QLD Professional**  
**Race 9: LADBROKES MATES MODE POTS QUALITY Handicap**  
 - 1350m

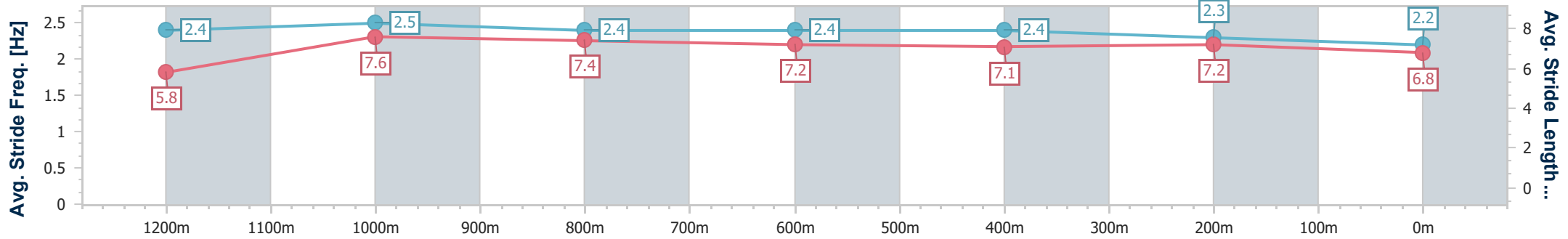
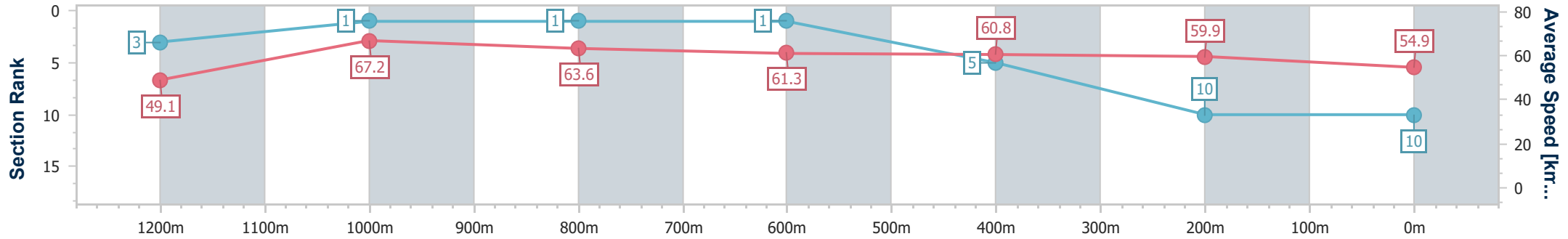


16 April 2025 - 16:42

BRISBANE  
RACING CLUB

Track Rating: Soft 7, Weather: Fine, Rail Position: +3m Entire

Section	Overall	1200m	1000m	800m	600m	400m	200m
Section Times	1:21.86 [10] (0:10.98)	1:10.88 [3] (0:10.68)	1:00.20 [1] (0:11.42)	0:48.78 [1] (0:11.82)	0:36.96 [1] (0:11.93)	0:25.03 [5] (0:11.93)	0:13.10 [10] (0:13.10)
Average Speed [km/h]	49.1	67.2	63.6	61.3	60.8	59.9	54.9
Top Speed [km/h]	66.0	68.4	67.1	62.4	62.2	61.0	58.4
Avg. Dist. to Rail [m]	6.3	4.6	2.7	1.6	1.2	1.0	0.8
Avg. Stride Freq. [Hz]	2.4	2.5	2.4	2.4	2.4	2.3	2.2
Avg. Stride Length [m]	5.8	7.6	7.4	7.2	7.1	7.2	6.8



- [ ] Ranking at each section and finish
- .-.- No data available at this section
- NA No data available