



Eagle Farm QLD Professional
Race 1: BRC MEMBERS Class 3 Plate - 1600m
03 May 2025 - 12:04



Track Rating: Soft, Weather: Fine, Rail Position: +7m Entire

Section							Overall	1400m	1200m	1000m	800m	600m	400m	Last 600m	
Field Times							1:35.95 (0:13.44)	1:22.51 (0:11.24)	1:11.27 (0:11.86)	0:59.41 (0:12.32)	0:47.09 (0:12.27)	0:34.82 (0:11.69)	0:23.13 (0:11.28)	0:34.82	
Rank	TAB	Horse/Jockey	Barrier	Top Speed [km/h]	Fastest Section										Distance Travelled [m]
1	5	PIRAEUS	4	66.7	0:11.02	1:35.95 [1]	1:21.80 [12]	1:10.25 [11]	0:58.44 [10]	0:46.33 [9]	0:34.25 [7]	0:22.70 [7]	0:34.25		
		Tim Clark		400m	400m	(0:14.15)	(0:11.55)	(0:11.81)	(0:12.11)	(0:12.08)	(0:11.55)	(0:11.02)			
2	2	LUDOVISI	11	67.5	0:11.11	1:35.97 [2]	1:22.39 [3]	1:11.01 [4]	0:59.14 [4]	0:46.80 [4]	0:34.50 [5]	0:22.88 [5]	0:34.50	-1	
		Craig Williams		Overall	400m	(0:13.58)	(0:11.38)	(0:11.87)	(0:12.34)	(0:12.30)	(0:11.62)	(0:11.11)			
3	6	VORACIOUS	13	66.6	0:11.14	1:35.98 [3]	1:22.44 [2]	1:11.30 [1]	0:59.40 [2]	0:47.12 [1]	0:34.68 [2]	0:23.13 [2]	0:34.68	-4	
		Angela Jones		1400m	1400m	(0:13.54)	(0:11.14)	(0:11.90)	(0:12.28)	(0:12.44)	(0:11.55)	(0:11.25)			
4	10	CROUPIER	10	67.4	0:11.15	1:36.08 [4]	1:22.46 [4]	1:11.20 [3]	0:59.36 [3]	0:47.01 [3]	0:34.67 [3]	0:23.06 [3]	0:34.67	-3	
		Mark Du Plessis		1400m	400m	(0:13.62)	(0:11.26)	(0:11.84)	(0:12.35)	(0:12.34)	(0:11.61)	(0:11.15)			
5	11	FRENCH ENDEAVOUR	6	67.9	0:10.84	1:36.17 [5]	1:21.80 [13]	1:10.16 [13]	0:58.38 [13]	0:46.30 [13]	0:34.23 [12]	0:22.78 [10]	0:34.23	+0	
		Cejay Graham		400m	400m	(0:14.37)	(0:11.64)	(0:11.78)	(0:12.08)	(0:12.07)	(0:11.45)	(0:10.84)			
6	13	LIBERTY PARK	3	65.7	0:11.08	1:36.22 [6]	1:22.22 [10]	1:10.73 [9]	0:58.81 [9]	0:46.49 [11]	0:34.30 [10]	0:22.76 [11]	0:34.30	-5	
		Ryan Maloney		400m	400m	(0:14.00)	(0:11.49)	(0:11.92)	(0:12.32)	(0:12.19)	(0:11.54)	(0:11.08)			
7	3	MORE TROUBLE	9	65.4	0:11.16	1:36.36 [7]	1:22.70 [5]	1:11.16 [6]	0:59.23 [7]	0:46.88 [8]	0:34.59 [8]	0:23.03 [9]	0:34.59	+1	
		Emily Lang		400m	400m	(0:13.66)	(0:11.54)	(0:11.93)	(0:12.35)	(0:12.29)	(0:11.56)	(0:11.16)			
8	8	EL PENSADOR	5	66.3	0:11.15	1:36.58 [8]	1:22.69 [9]	1:10.97 [10]	0:58.98 [12]	0:46.74 [12]	0:34.65 [11]	0:23.12 [12]	0:34.65	-6	
		Kyle Wilson-Taylor		400m	400m	(0:13.89)	(0:11.72)	(0:11.99)	(0:12.24)	(0:12.09)	(0:11.53)	(0:11.15)			
9	1	DOWNEY	1	65.8	0:11.18	1:36.59 [9]	1:22.80 [7]	1:11.30 [7]	0:59.37 [8]	0:47.16 [6]	0:34.79 [9]	0:23.27 [8]	0:34.79	-4	
		Noel Callow		Overall	400m	(0:13.79)	(0:11.50)	(0:11.93)	(0:12.21)	(0:12.37)	(0:11.52)	(0:11.18)			
10	7	BECAMO	7	65.0	0:11.34	1:36.65 [10]	1:22.87 [6]	1:11.26 [8]	0:59.53 [6]	0:47.20 [7]	0:35.08 [6]	0:23.48 [6]	0:35.08	+0	
		Tiffani Brooker		400m	400m	(0:13.78)	(0:11.61)	(0:11.73)	(0:12.33)	(0:12.12)	(0:11.60)	(0:11.34)			

Scratched: Gracie Blue (#12), Carpaccio (#14), You And I (#9)



Eagle Farm QLD Professional
Race 1: BRC MEMBERS Class 3 Plate - 1600m
03 May 2025 - 12:04



Track Rating: Soft, Weather: Fine, Rail Position: +7m Entire

Section						Overall	1400m	1200m	1000m	800m	600m	400m	Last 600m		
Field Times						1:35.95 (0:13.44)	1:22.51 (0:11.24)	1:11.27 (0:11.86)	0:59.41 (0:12.32)	0:47.09 (0:12.27)	0:34.82 (0:11.69)	0:23.13 (0:11.28)	0:34.82		
Rank	TAB	Horse/Jockey	Barrier	Top Speed [km/h]	Fastest Section										Distance Travelled [m]
11	4	NOBLE CONQUEROR	2	65.9	0:11.11	1:36.76 [11]	1:22.64 [11]	1:11.01 [12]	0:59.21 [11]	0:47.09 [10]	0:34.81 [13]	0:23.25 [13]	0:34.81	-3	
		Cody Collis		400m	400m	(0:14.12)	(0:11.63)	(0:11.80)	(0:12.12)	(0:12.28)	(0:11.56)	(0:11.11)			
12	15	ARATIRI	12	66.6	0:11.25	1:37.14 [12]	1:23.70 [1]	1:12.45 [2]	1:00.60 [1]	0:48.23 [2]	0:36.01 [1]	0:24.32 [1]	0:36.01	-6	
		Robbie Dolan		1400m	1400m	(0:13.44)	(0:11.25)	(0:11.85)	(0:12.37)	(0:12.22)	(0:11.69)	(0:11.58)			
13	16	STRIKE THE HEART	8	64.9	0:11.36	1:37.79 [13]	1:23.97 [8]	1:12.61 [5]	1:00.80 [5]	0:48.38 [5]	0:36.38 [3]	0:24.70 [4]	0:36.38	+5	
		Bailey Wheeler		Overall	1400m	(0:13.82)	(0:11.36)	(0:11.81)	(0:12.42)	(0:12.00)	(0:11.68)	(0:11.50)			

Scratched: Gracie Blue (#12), Carpaccio (#14), You And I (#9)



Eagle Farm QLD Professional
Race 1: BRC MEMBERS Class 3 Plate - 1600m
03 May 2025 - 12:04



Track Rating: Soft, Weather: Fine, Rail Position: +7m Entire

Section Field Times				200m 0:11.85 (0:11.85)		Last 600m 0:34.82			
Rank	TAB	Horse/Jockey	Barrier	Top Speed [km/h]	Fastest Section	Margin			Distance Travelled [m]
1	5	PIRAEUS	4	66.7	0:11.02	0:11.68 [5]	1:35.95		0:34.25
		Tim Clark		400m	400m	(0:11.68)			
2	2	LUDOVISI	11	67.5	0:11.11	0:11.77 [3]	0.15L		0:34.50
		Craig Williams		Overall	400m	(0:11.77)			-1
3	6	VORACIOUS	13	66.6	0:11.14	0:11.88 [1]	0.2L		0:34.68
		Angela Jones		1400m	1400m	(0:11.88)			-4
4	10	CROUPIER	10	67.4	0:11.15	0:11.91 [2]	0.76L		0:34.67
		Mark Du Plessis		1400m	400m	(0:11.91)			-3
5	11	FRENCH ENDEAVOUR	6	67.9	0:10.84	0:11.94 [4]	1.31L		0:34.23
		Cejay Graham		400m	400m	(0:11.94)			+0
6	13	LIBERTY PARK	3	65.7	0:11.08	0:11.68 [10]	1.61L		0:34.30
		Ryan Maloney		400m	400m	(0:11.68)			-5
7	3	MORE TROUBLE	9	65.4	0:11.16	0:11.87 [7]	2.39L		0:34.59
		Emily Lang		400m	400m	(0:11.87)			+1
8	8	EL PENSADOR	5	66.3	0:11.15	0:11.97 [12]	3.71L		0:34.65
		Kyle Wilson-Taylor		400m	400m	(0:11.97)			-6
9	1	DOWNEY	1	65.8	0:11.18	0:12.09 [8]	3.76L		0:34.79
		Noel Callow		Overall	400m	(0:12.09)			-4
10	7	BECAMO	7	65.0	0:11.34	0:12.14 [9]	4.14L		0:35.08
		Tiffani Brooker		400m	400m	(0:12.14)			+0

Scratched: Gracie Blue (#12), Carpaccio (#14), You And I (#9)



Eagle Farm QLD Professional
Race 1: BRC MEMBERS Class 3 Plate - 1600m
03 May 2025 - 12:04



Track Rating: Soft, Weather: Fine, Rail Position: +7m Entire

Section		200m					Last 600m		
Field Times		0:11.85 (0:11.85)					0:34.82		
Rank	TAB	Horse/Jockey	Barrier	Top Speed [km/h]	Fastest Section	Margin		Distance Travelled [m]	
11	4	NOBLE CONQUEROR	2	65.9	0:11.11	0:12.14 [13]	4.75L	0:34.81	-3
		Cody Collis		400m	400m	(0:12.14)			
12	15	ARATIRI	12	66.6	0:11.25	0:12.74 [6]	6.99L	0:36.01	-6
		Robbie Dolan		1400m	1400m	(0:12.74)			
13	16	STRIKE THE HEART	8	64.9	0:11.36	0:13.20 [11]	10.84L	0:36.38	+5
		Bailey Wheeler		Overall	1400m	(0:13.20)			

Scratched: Gracie Blue (#12), Carpaccio (#14), You And I (#9)



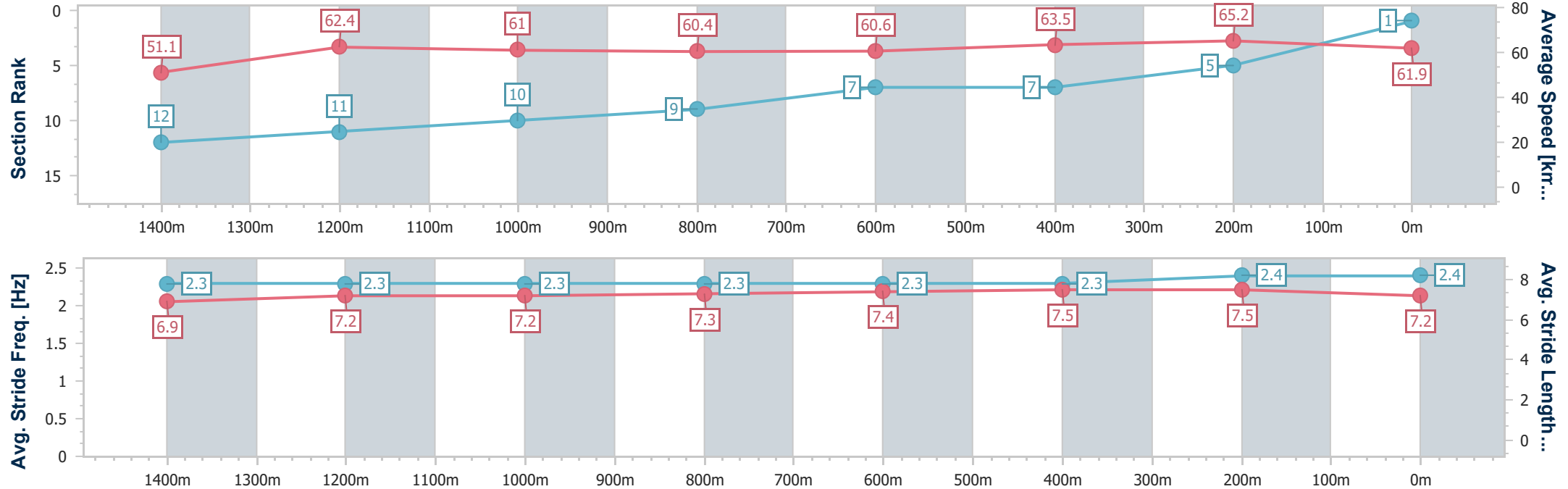
Horse/Jockey Name	Piraeus
Final Rank	1
Fastest Section Time (Section)	0:11.02 (400m)
Top Speed [km/h] (Section)	66.7 (400m)
Race State	Finished



Eagle Farm QLD Professional
Race 1: BRC MEMBERS Class 3 Plate - 1600m
03 May 2025 - 12:04
Track Rating: Soft, Weather: Fine, Rail Position: +7m Entire



Section	Overall	1400m	1200m	1000m	800m	600m	400m	200m					
Section Times	1:35.95 [1] (0:14.15)	1:21.80 [12] (0:11.55)	1:10.25 [11] (0:11.81)	0:58.44 [10] (0:12.11)	0:46.33 [9] (0:12.08)	0:34.25 [7] (0:11.55)	0:22.70 [7] (0:11.02)	0:11.68 [5] (0:11.68)					
Average Speed [km/h]	51.1	62.4	61.0	60.4	60.6	63.5	65.2	61.9					
Top Speed [km/h]	64.7	64.7	61.8	61.6	62.7	65.6	66.7	65.1					
Avg. Dist. to Rail [m]	4.6	2.3	2.2	3.2	3.3	4.1	8.8	8.0					
Avg. Stride Freq. [Hz]	2.3	2.3	2.3	2.3	2.3	2.3	2.4	2.4					
Avg. Stride Length [m]	6.9	7.2	7.2	7.3	7.4	7.5	7.5	7.2					





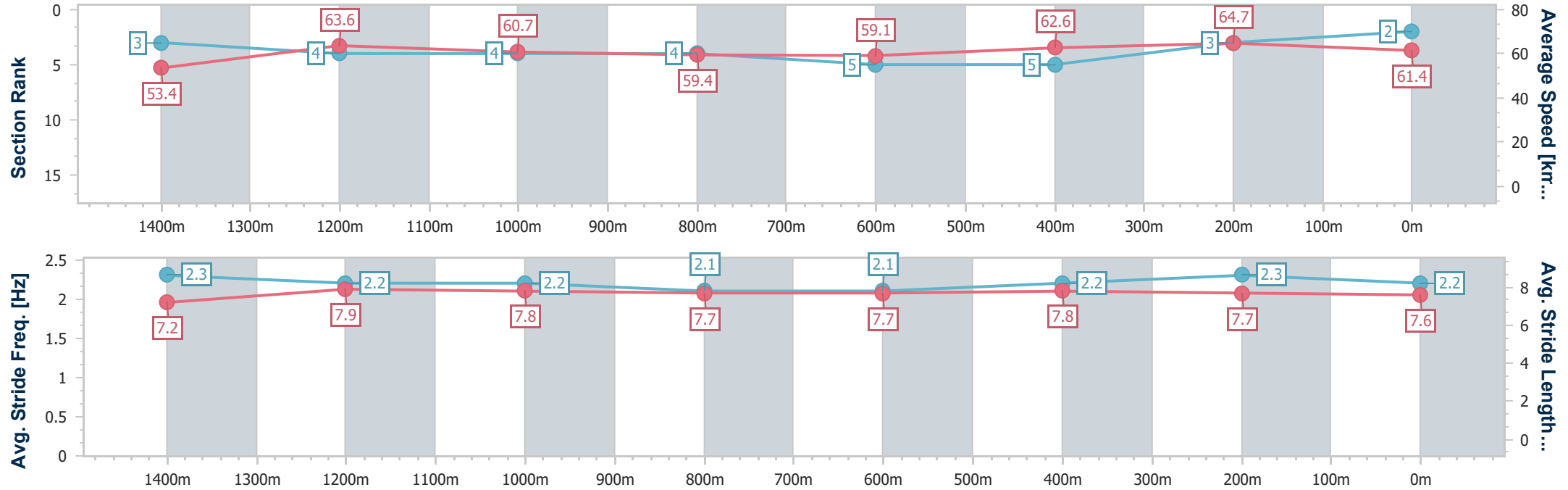
Horse/Jockey Name	Ludovisi
Final Rank	2
Fastest Section Time (Section)	0:11.11 (400m)
Top Speed [km/h] (Section)	67.5 (Overall)
Race State	Finished



Eagle Farm QLD Professional
Race 1: BRC MEMBERS Class 3 Plate - 1600m
03 May 2025 - 12:04
Track Rating: Soft, Weather: Fine, Rail Position: +7m Entire



Section	Overall	1400m	1200m	1000m	800m	600m	400m	200m					
Section Times	1:35.97 [2] (0:13.58)	1:22.39 [3] (0:11.38)	1:11.01 [4] (0:11.87)	0:59.14 [4] (0:12.34)	0:46.80 [4] (0:12.30)	0:34.50 [5] (0:11.62)	0:22.88 [5] (0:11.11)	0:11.77 [3] (0:11.77)					
Average Speed [km/h]	53.4	63.6	60.7	59.4	59.1	62.6	64.7	61.4					
Top Speed [km/h]	67.5	64.9	62.0	60.4	61.1	64.2	65.8	63.4					
Avg. Dist. to Rail [m]	10.7	4.7	3.3	3.2	2.9	1.9	2.1	1.6					
Avg. Stride Freq. [Hz]	2.3	2.2	2.2	2.1	2.1	2.2	2.3	2.2					
Avg. Stride Length [m]	7.2	7.9	7.8	7.7	7.7	7.8	7.7	7.6					





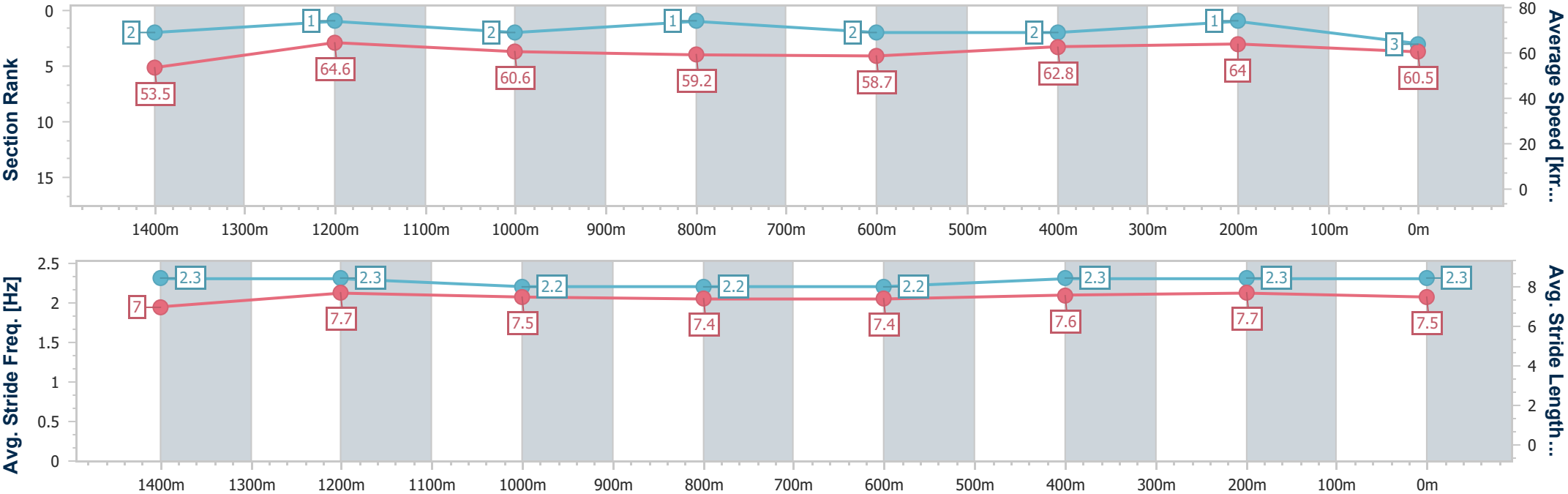
Horse/Jockey Name	Voracious
Final Rank	3
Fastest Section Time (Section)	0:11.14 (1400m)
Top Speed [km/h] (Section)	66.6 (1400m)
Race State	Finished



Eagle Farm QLD Professional
Race 1: BRC MEMBERS Class 3 Plate - 1600m
03 May 2025 - 12:04
Track Rating: Soft, Weather: Fine, Rail Position: +7m Entire



Section	Overall	1400m	1200m	1000m	800m	600m	400m	200m					
Section Times	1:35.98 [3] (0:13.54)	1:22.44 [2] (0:11.14)	1:11.30 [1] (0:11.90)	0:59.40 [2] (0:12.28)	0:47.12 [1] (0:12.44)	0:34.68 [2] (0:11.55)	0:23.13 [2] (0:11.25)	0:11.88 [1] (0:11.88)					
Average Speed [km/h]	53.5	64.6	60.6	59.2	58.7	62.8	64.0	60.5					
Top Speed [km/h]	66.5	66.6	62.6	60.3	61.4	64.5	65.4	63.8					
Avg. Dist. to Rail [m]	10.3	3.1	2.2	1.7	2.6	1.8	1.6	1.6					
Avg. Stride Freq. [Hz]	2.3	2.3	2.2	2.2	2.2	2.3	2.3	2.3					
Avg. Stride Length [m]	7.0	7.7	7.5	7.4	7.4	7.6	7.7	7.5					





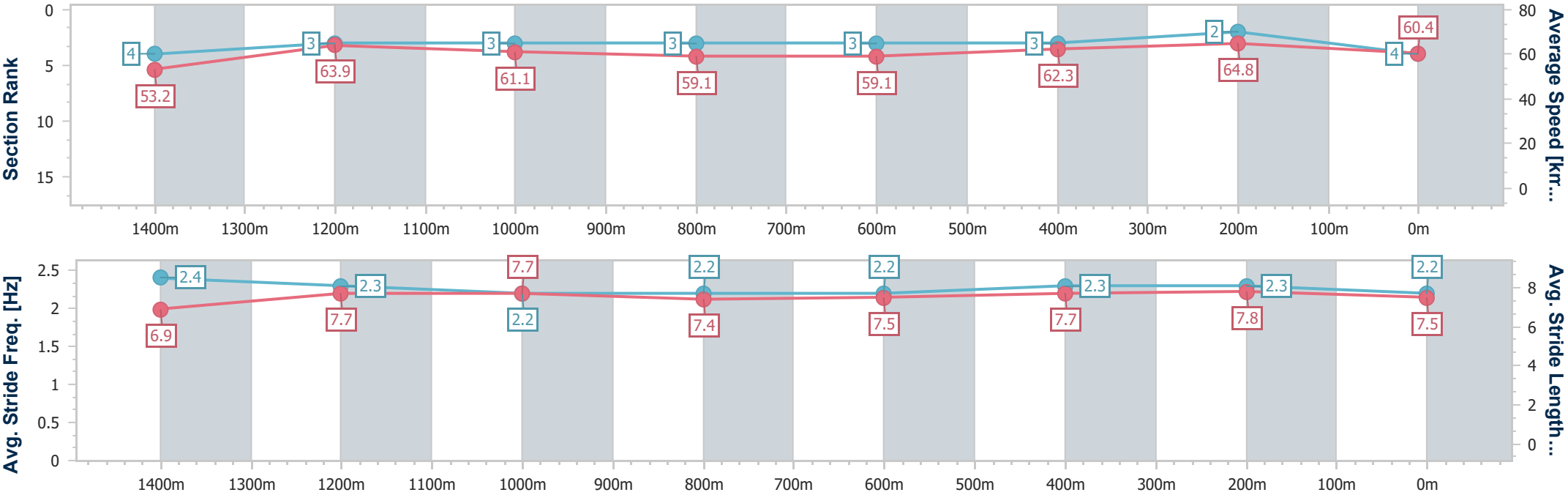
Horse/Jockey Name	Croupier
Final Rank	4
Fastest Section Time (Section)	0:11.15 (400m)
Top Speed [km/h] (Section)	67.4 (1400m)
Race State	Finished



Eagle Farm QLD Professional
Race 1: BRC MEMBERS Class 3 Plate - 1600m
03 May 2025 - 12:04
Track Rating: Soft, Weather: Fine, Rail Position: +7m Entire



Section	Overall	1400m	1200m	1000m	800m	600m	400m	200m					
Section Times	1:36.08 [4] (0:13.62)	1:22.46 [4] (0:11.26)	1:11.20 [3] (0:11.84)	0:59.36 [3] (0:12.35)	0:47.01 [3] (0:12.34)	0:34.67 [3] (0:11.61)	0:23.06 [3] (0:11.15)	0:11.91 [2] (0:11.91)					
Average Speed [km/h]	53.2	63.9	61.1	59.1	59.1	62.3	64.8	60.4					
Top Speed [km/h]	67.4	67.4	62.9	60.3	60.9	64.0	65.8	62.9					
Avg. Dist. to Rail [m]	7.7	2.6	2.5	3.2	2.3	1.2	0.8	0.7					
Avg. Stride Freq. [Hz]	2.4	2.3	2.2	2.2	2.2	2.3	2.3	2.2					
Avg. Stride Length [m]	6.9	7.7	7.7	7.4	7.5	7.7	7.8	7.5					





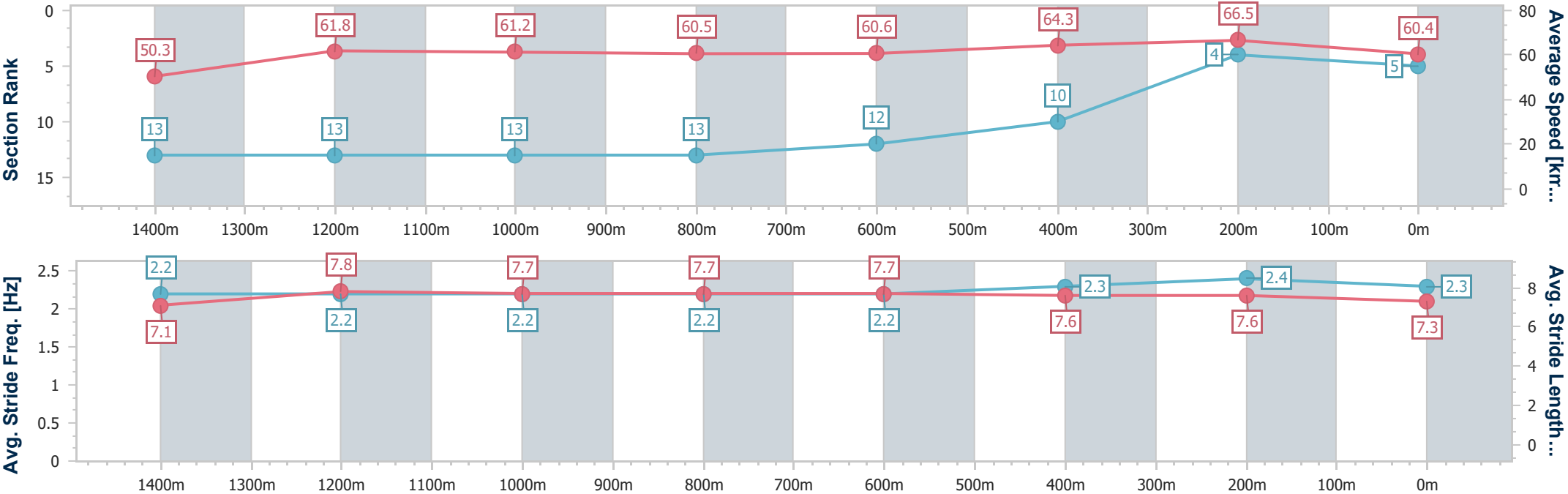
Horse/Jockey Name	French Endeavour
Final Rank	5
Fastest Section Time (Section)	0:10.84 (400m)
Top Speed [km/h] (Section)	67.9 (400m)
Race State	Finished



Eagle Farm QLD Professional
Race 1: BRC MEMBERS Class 3 Plate - 1600m
03 May 2025 - 12:04
Track Rating: Soft, Weather: Fine, Rail Position: +7m Entire



Section	Overall	1400m	1200m	1000m	800m	600m	400m	200m					
Section Times	1:36.17 [5] (0:14.37)	1:21.80 [13] (0:11.64)	1:10.16 [13] (0:11.78)	0:58.38 [13] (0:12.08)	0:46.30 [13] (0:12.07)	0:34.23 [12] (0:11.45)	0:22.78 [10] (0:10.84)	0:11.94 [4] (0:11.94)					
Average Speed [km/h]	50.3	61.8	61.2	60.5	60.6	64.3	66.5	60.4					
Top Speed [km/h]	63.9	63.9	62.4	61.6	63.0	67.7	67.9	63.9					
Avg. Dist. to Rail [m]	5.2	2.2	2.1	2.2	3.6	5.1	6.7	5.1					
Avg. Stride Freq. [Hz]	2.2	2.2	2.2	2.2	2.2	2.3	2.4	2.3					
Avg. Stride Length [m]	7.1	7.8	7.7	7.7	7.7	7.6	7.6	7.3					





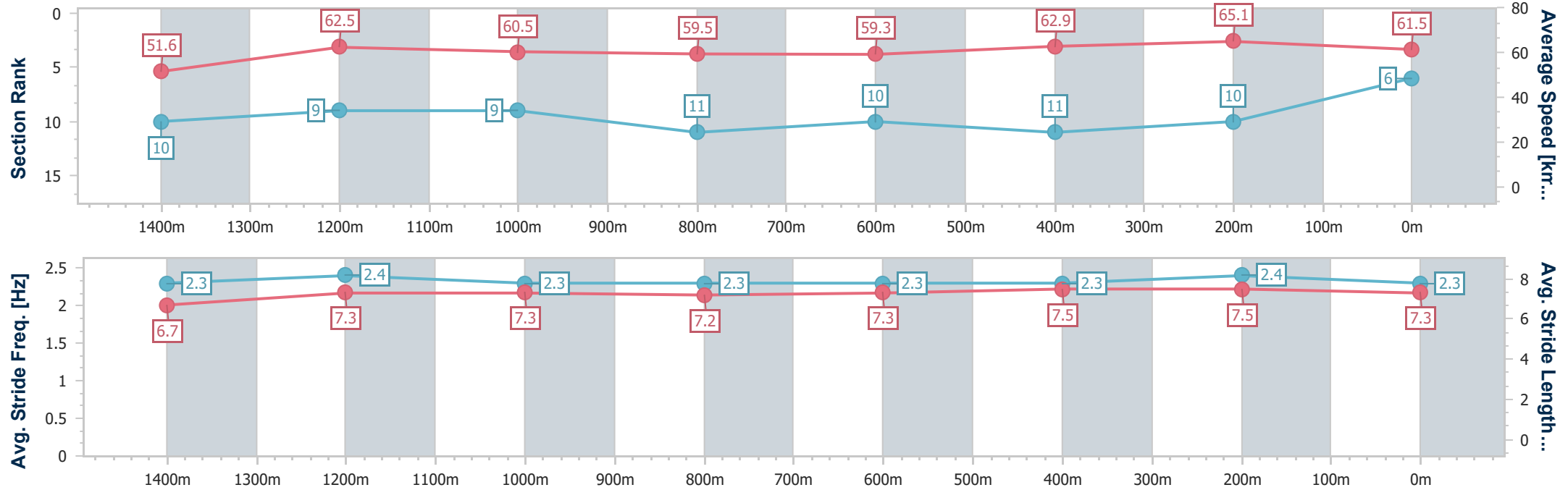
Horse/Jockey Name	Liberty Park
Final Rank	6
Fastest Section Time (Section)	0:11.08 (400m)
Top Speed [km/h] (Section)	65.7 (400m)
Race State	Finished



Eagle Farm QLD Professional
Race 1: BRC MEMBERS Class 3 Plate - 1600m
03 May 2025 - 12:04
Track Rating: Soft, Weather: Fine, Rail Position: +7m Entire



Section	Overall	1400m	1200m	1000m	800m	600m	400m	200m					
Section Times	1:36.22 [6] (0:14.00)	1:22.22 [10] (0:11.49)	1:10.73 [9] (0:11.92)	0:58.81 [9] (0:12.32)	0:46.49 [11] (0:12.19)	0:34.30 [10] (0:11.54)	0:22.76 [11] (0:11.08)	0:11.68 [10] (0:11.68)					
Average Speed [km/h]	51.6	62.5	60.5	59.5	59.3	62.9	65.1	61.5					
Top Speed [km/h]	64.6	64.9	62.1	60.3	60.6	64.7	65.7	63.7					
Avg. Dist. to Rail [m]	3.8	1.0	1.6	2.6	1.8	1.5	2.3	3.4					
Avg. Stride Freq. [Hz]	2.3	2.4	2.3	2.3	2.3	2.3	2.4	2.3					
Avg. Stride Length [m]	6.7	7.3	7.3	7.2	7.3	7.5	7.5	7.3					





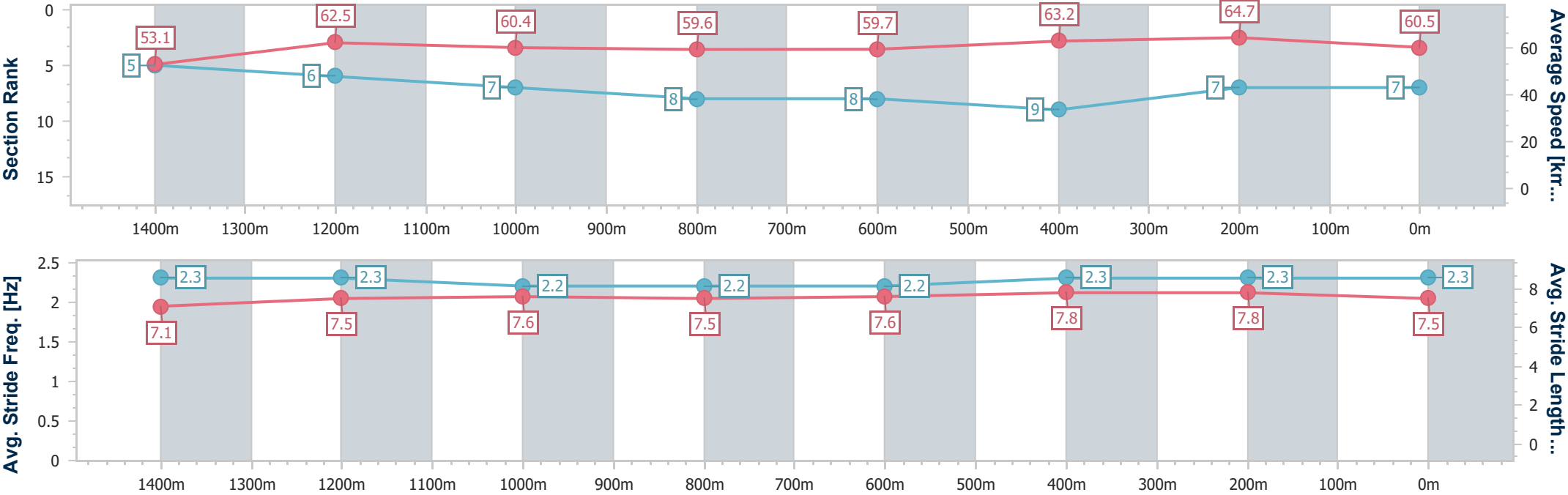
Horse/Jockey Name	More Trouble
Final Rank	7
Fastest Section Time (Section)	0:11.16 (400m)
Top Speed [km/h] (Section)	65.4 (400m)
Race State	Finished



Eagle Farm QLD Professional
Race 1: BRC MEMBERS Class 3 Plate - 1600m
03 May 2025 - 12:04
Track Rating: Soft, Weather: Fine, Rail Position: +7m Entire



Section	Overall	1400m	1200m	1000m	800m	600m	400m	200m					
Section Times	1:36.36 [7] (0:13.66)	1:22.70 [5] (0:11.54)	1:11.16 [6] (0:11.93)	0:59.23 [7] (0:12.35)	0:46.88 [8] (0:12.29)	0:34.59 [8] (0:11.56)	0:23.03 [9] (0:11.16)	0:11.87 [7] (0:11.87)					
Average Speed [km/h]	53.1	62.5	60.4	59.6	59.7	63.2	64.7	60.5					
Top Speed [km/h]	64.2	64.2	61.4	60.2	61.0	65.0	65.4	63.0					
Avg. Dist. to Rail [m]	7.7	3.3	3.2	4.3	4.3	2.9	2.3	3.0					
Avg. Stride Freq. [Hz]	2.3	2.3	2.2	2.2	2.2	2.3	2.3	2.3					
Avg. Stride Length [m]	7.1	7.5	7.6	7.5	7.6	7.8	7.8	7.5					





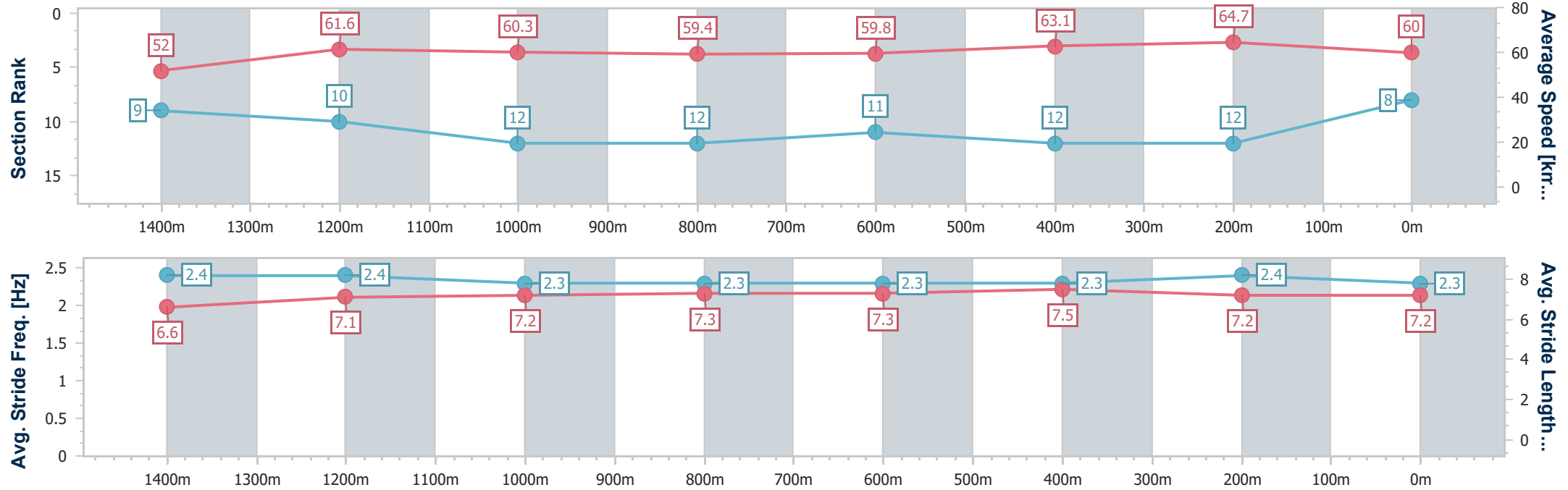
Horse/Jockey Name	El Pensador
Final Rank	8
Fastest Section Time (Section)	0:11.15 (400m)
Top Speed [km/h] (Section)	66.3 (400m)
Race State	Finished



Eagle Farm QLD Professional
Race 1: BRC MEMBERS Class 3 Plate - 1600m
03 May 2025 - 12:04
Track Rating: Soft, Weather: Fine, Rail Position: +7m Entire



Section	Overall	1400m	1200m	1000m	800m	600m	400m	200m					
Section Times	1:36.58 [8] (0:13.89)	1:22.69 [9] (0:11.72)	1:10.97 [10] (0:11.99)	0:58.98 [12] (0:12.24)	0:46.74 [12] (0:12.09)	0:34.65 [11] (0:11.53)	0:23.12 [12] (0:11.15)	0:11.97 [12] (0:11.97)					
Average Speed [km/h]	52.0	61.6	60.3	59.4	59.8	63.1	64.7	60.0					
Top Speed [km/h]	64.8	64.8	61.4	60.9	62.3	66.1	66.3	63.6					
Avg. Dist. to Rail [m]	5.5	3.3	3.6	2.2	0.3	2.5	9.3	11.8					
Avg. Stride Freq. [Hz]	2.4	2.4	2.3	2.3	2.3	2.3	2.4	2.3					
Avg. Stride Length [m]	6.6	7.1	7.2	7.3	7.3	7.5	7.2	7.2					





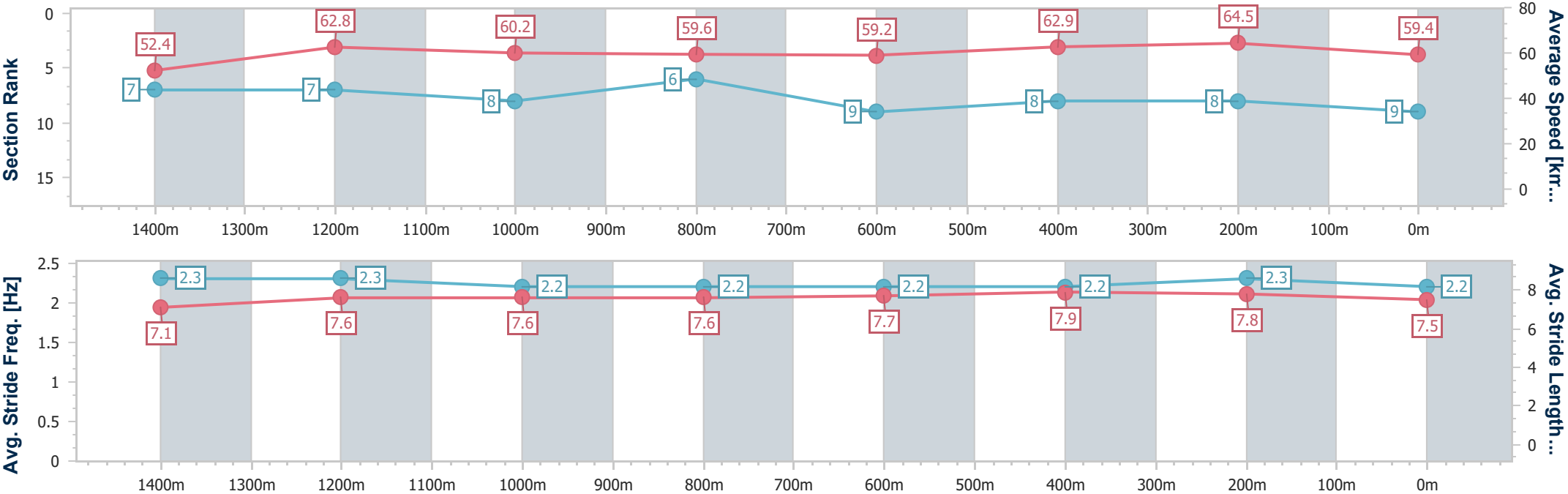
Horse/Jockey Name	Downey
Final Rank	9
Fastest Section Time (Section)	0:11.18 (400m)
Top Speed [km/h] (Section)	65.8 (Overall)
Race State	Finished



Eagle Farm QLD Professional
Race 1: BRC MEMBERS Class 3 Plate - 1600m
03 May 2025 - 12:04
Track Rating: Soft, Weather: Fine, Rail Position: +7m Entire



Section	Overall	1400m	1200m	1000m	800m	600m	400m	200m					
Section Times	1:36.59 [9] (0:13.79)	1:22.80 [7] (0:11.50)	1:11.30 [7] (0:11.93)	0:59.37 [8] (0:12.21)	0:47.16 [6] (0:12.37)	0:34.79 [9] (0:11.52)	0:23.27 [8] (0:11.18)	0:12.09 [8] (0:12.09)					
Average Speed [km/h]	52.4	62.8	60.2	59.6	59.2	62.9	64.5	59.4					
Top Speed [km/h]	65.8	65.5	62.3	61.3	61.2	64.9	65.6	62.5					
Avg. Dist. to Rail [m]	3.3	3.1	2.6	2.2	2.9	1.8	0.2	1.3					
Avg. Stride Freq. [Hz]	2.3	2.3	2.2	2.2	2.2	2.2	2.3	2.2					
Avg. Stride Length [m]	7.1	7.6	7.6	7.6	7.7	7.9	7.8	7.5					





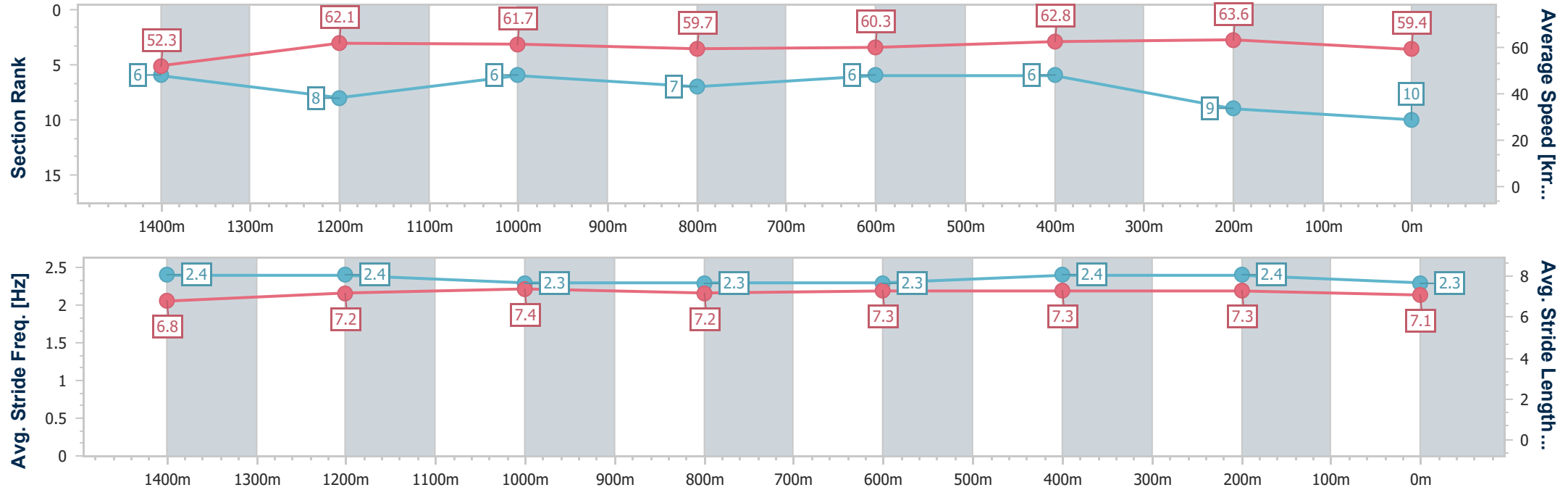
Horse/Jockey Name	Becamo
Final Rank	10
Fastest Section Time (Section)	0:11.34 (400m)
Top Speed [km/h] (Section)	65.0 (400m)
Race State	Finished



Eagle Farm QLD Professional
Race 1: BRC MEMBERS Class 3 Plate - 1600m
03 May 2025 - 12:04
Track Rating: Soft, Weather: Fine, Rail Position: +7m Entire



Section	Overall	1400m	1200m	1000m	800m	600m	400m	200m						
Section Times	1:36.65 [10] (0:13.78)	1:22.87 [6] (0:11.61)	1:11.26 [8] (0:11.73)	0:59.53 [6] (0:12.33)	0:47.20 [7] (0:12.12)	0:35.08 [6] (0:11.60)	0:23.48 [6] (0:11.34)	0:12.14 [9] (0:12.14)						
Average Speed [km/h]	52.3	62.1	61.7	59.7	60.3	62.8	63.6	59.4						
Top Speed [km/h]	64.2	64.2	62.5	60.5	61.8	63.4	65.0	62.0						
Avg. Dist. to Rail [m]	6.4	3.5	4.2	4.3	3.5	2.3	4.3	5.6						
Avg. Stride Freq. [Hz]	2.4	2.4	2.3	2.3	2.3	2.4	2.4	2.3						
Avg. Stride Length [m]	6.8	7.2	7.4	7.2	7.3	7.3	7.3	7.1						





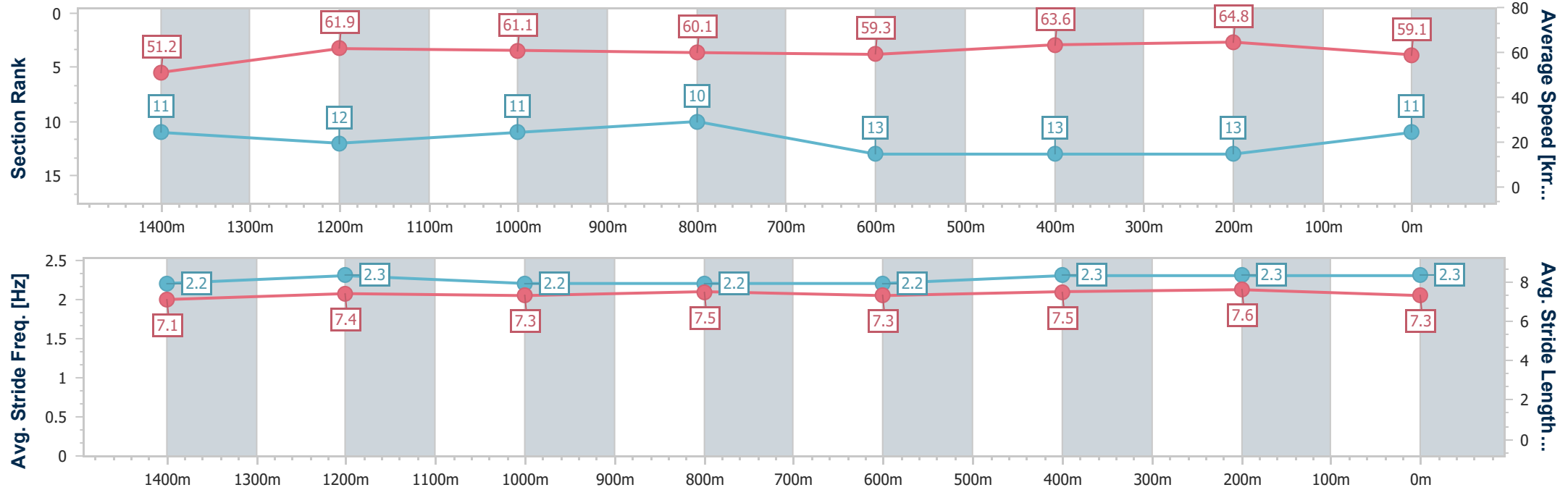
Horse/Jockey Name	Noble Conqueror
Final Rank	11
Fastest Section Time (Section)	0:11.11 (400m)
Top Speed [km/h] (Section)	65.9 (400m)
Race State	Finished



Eagle Farm QLD Professional
Race 1: BRC MEMBERS Class 3 Plate - 1600m
03 May 2025 - 12:04
Track Rating: Soft, Weather: Fine, Rail Position: +7m Entire



Section	Overall	1400m	1200m	1000m	800m	600m	400m	200m					
Section Times	1:36.76 [11] (0:14.12)	1:22.64 [11] (0:11.63)	1:11.01 [12] (0:11.80)	0:59.21 [11] (0:12.12)	0:47.09 [10] (0:12.28)	0:34.81 [13] (0:11.56)	0:23.25 [13] (0:11.11)	0:12.14 [13] (0:12.14)					
Average Speed [km/h]	51.2	61.9	61.1	60.1	59.3	63.6	64.8	59.1					
Top Speed [km/h]	64.8	64.7	61.5	61.1	60.7	65.8	65.9	62.9					
Avg. Dist. to Rail [m]	2.9	1.7	1.6	2.0	3.0	4.0	8.6	9.3					
Avg. Stride Freq. [Hz]	2.2	2.3	2.2	2.2	2.2	2.3	2.3	2.3					
Avg. Stride Length [m]	7.1	7.4	7.3	7.5	7.3	7.5	7.6	7.3					





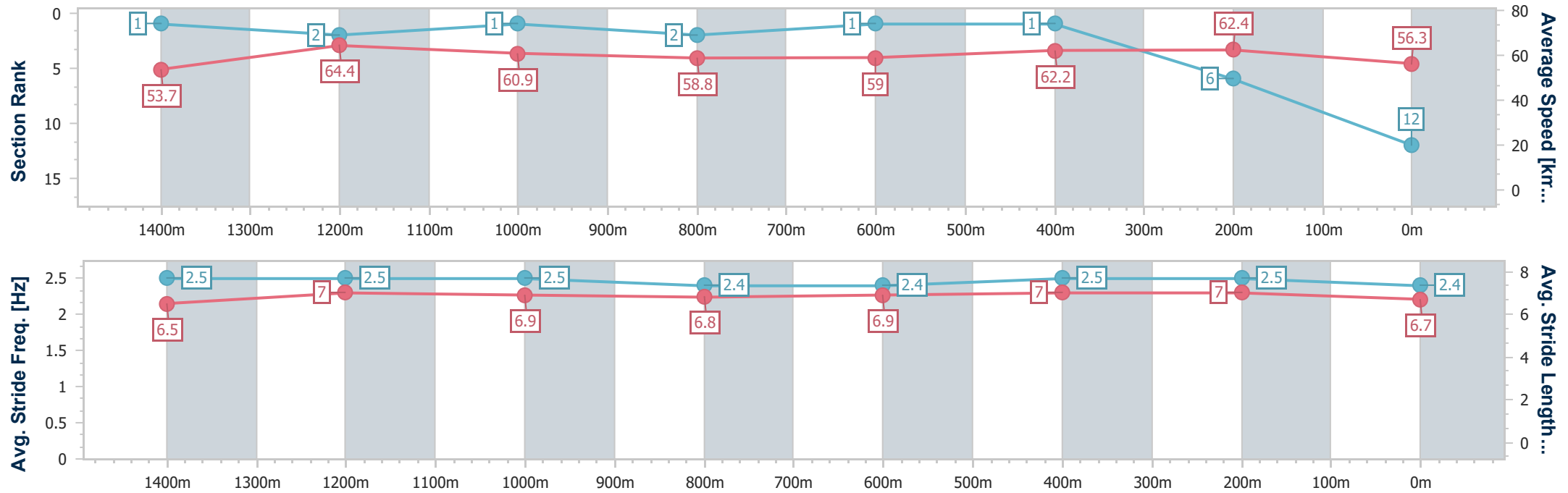
Horse/Jockey Name	Aratiri
Final Rank	12
Fastest Section Time (Section)	0:11.25 (1400m)
Top Speed [km/h] (Section)	66.6 (1400m)
Race State	Finished



Eagle Farm QLD Professional
Race 1: BRC MEMBERS Class 3 Plate - 1600m
03 May 2025 - 12:04
Track Rating: Soft, Weather: Fine, Rail Position: +7m Entire



Section	Overall	1400m	1200m	1000m	800m	600m	400m	200m					
Section Times	1:37.14 [12] (0:13.44)	1:23.70 [1] (0:11.25)	1:12.45 [2] (0:11.85)	1:00.60 [1] (0:12.37)	0:48.23 [2] (0:12.22)	0:36.01 [1] (0:11.69)	0:24.32 [1] (0:11.58)	0:12.74 [6] (0:12.74)					
Average Speed [km/h]	53.7	64.4	60.9	58.8	59.0	62.2	62.4	56.3					
Top Speed [km/h]	66.4	66.6	62.5	61.0	60.2	64.0	63.7	60.0					
Avg. Dist. to Rail [m]	9.8	2.9	2.4	2.0	0.7	1.7	0.7	0.4					
Avg. Stride Freq. [Hz]	2.5	2.5	2.5	2.4	2.4	2.5	2.5	2.4					
Avg. Stride Length [m]	6.5	7.0	6.9	6.8	6.9	7.0	7.0	6.7					





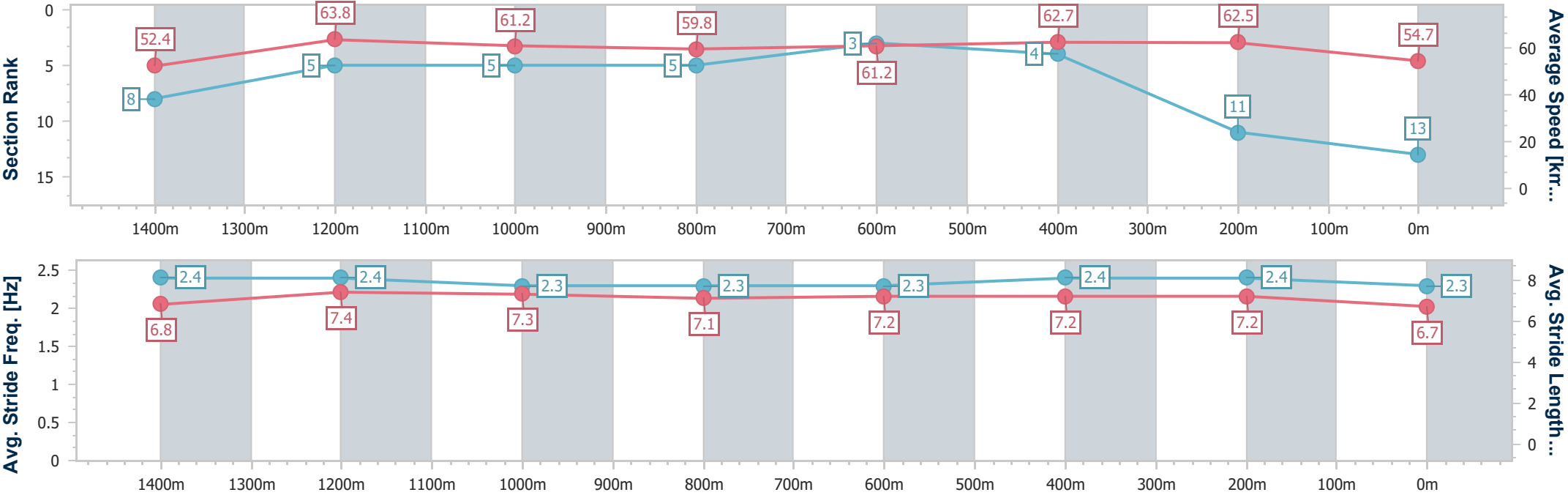
Horse/Jockey Name	Strike The Heart
Final Rank	13
Fastest Section Time (Section)	0:11.36 (1400m)
Top Speed [km/h] (Section)	64.9 (Overall)
Race State	Finished



Eagle Farm QLD Professional
Race 1: BRC MEMBERS Class 3 Plate - 1600m
03 May 2025 - 12:04
Track Rating: Soft, Weather: Fine, Rail Position: +7m Entire



Section	Overall	1400m	1200m	1000m	800m	600m	400m	200m					
Section Times	1:37.79 [13] (0:13.82)	1:23.97 [8] (0:11.36)	1:12.61 [5] (0:11.81)	1:00.80 [5] (0:12.42)	0:48.38 [5] (0:12.00)	0:36.38 [3] (0:11.68)	0:24.70 [4] (0:11.50)	0:13.20 [11] (0:13.20)					
Average Speed [km/h]	52.4	63.8	61.2	59.8	61.2	62.7	62.5	54.7					
Top Speed [km/h]	64.9	64.8	63.2	61.0	62.0	63.8	64.6	59.3					
Avg. Dist. to Rail [m]	7.1	6.2	6.4	5.4	4.6	3.7	3.9	3.9					
Avg. Stride Freq. [Hz]	2.4	2.4	2.3	2.3	2.3	2.4	2.4	2.3					
Avg. Stride Length [m]	6.8	7.4	7.3	7.1	7.2	7.2	7.2	6.7					





Eagle Farm QLD Professional
Race 2: NOVA 106.9 Fillies and Mares BENCHMARK 78 Handicap -
1200m

03 May 2025 - 12:39



BRISBANE
RACING CLUB

Track Rating: Soft, Weather: Fine, Rail Position: +7m Entire

Section					Overall	1000m	800m	600m	400m	200m	Last 600m			
Field Times					1:10.04 (0:13.48)	0:56.56 (0:11.50)	0:45.06 (0:11.46)	0:33.60 (0:11.07)	0:22.53 (0:10.92)	0:11.61 (0:11.61)	0:33.60			
Rank	TAB	Horse/Jockey	Barrier	Top Speed [km/h]	Fastest Section						Margin	Distance Travelled [m]		
1	4	FLOOZIE	2	69.2	0:10.56	1:10.04 [1]	0:55.94 [6]	0:44.69 [6]	0:33.35 [4]	0:22.17 [5]	0:11.61 [1]	1:10.04	0:33.35	
		Angela Jones		400m	400m	(0:14.10)	(0:11.25)	(0:11.34)	(0:11.18)	(0:10.56)	(0:11.61)			
2	1	HEROIC MISS	5	68.4	0:11.01	1:10.48 [2]	0:56.43 [5]	0:45.38 [3]	0:33.98 [2]	0:22.97 [1]	0:11.93 [3]	2.6L	0:33.98	-4
		Tahlia Fenlon		1000m	600m	(0:14.05)	(0:11.05)	(0:11.40)	(0:11.01)	(0:11.04)	(0:11.93)			
3	2	EN POINTE	9	68.0	0:10.98	1:10.53 [3]	0:57.05 [1]	0:45.55 [1]	0:34.09 [1]	0:22.99 [2]	0:12.01 [2]	2.9L	0:34.09	-8
		Emily Lang		Overall	400m	(0:13.48)	(0:11.50)	(0:11.46)	(0:11.10)	(0:10.98)	(0:12.01)			
4	3	HERMANITA	1	67.6	0:10.96	1:10.53 [4]	0:56.71 [3]	0:45.32 [4]	0:33.85 [3]	0:22.86 [3]	0:11.90 [4]	2.92L	0:33.85	-4
		Cejay Graham		400m	400m	(0:13.82)	(0:11.39)	(0:11.47)	(0:10.99)	(0:10.96)	(0:11.90)			
5	6	FIELD OF MYRTLE	7	67.3	0:10.90	1:10.69 [5]	0:56.27 [9]	0:45.03 [9]	0:33.56 [9]	0:22.63 [8]	0:11.73 [8]	3.84L	0:33.56	-2
		Ryan Maloney		1000m	400m	(0:14.42)	(0:11.24)	(0:11.47)	(0:10.93)	(0:10.90)	(0:11.73)			
6	8	YENDY	4	68.4	0:10.90	1:10.76 [6]	0:56.55 [8]	0:45.33 [8]	0:33.75 [7]	0:22.85 [6]	0:11.90 [6]	4.24L	0:33.75	+0
		Andrew Mallyon		600m	600m	(0:14.21)	(0:11.22)	(0:11.58)	(0:10.90)	(0:10.95)	(0:11.90)			
7	5	GIRL	3	67.9	0:10.83	1:10.82 [7]	0:56.64 [7]	0:45.43 [7]	0:33.74 [8]	0:22.74 [9]	0:11.91 [7]	4.61L	0:33.74	-4
		Damien Thornton		400m	400m	(0:14.18)	(0:11.21)	(0:11.69)	(0:11.00)	(0:10.83)	(0:11.91)			
8	7	LADY WARDELL	6	68.0	0:10.96	1:11.16 [8]	0:57.35 [2]	0:46.06 [2]	0:34.46 [5]	0:23.31 [4]	0:12.35 [5]	6.6L	0:34.46	+3
		Robbie Dolan		400m	400m	(0:13.81)	(0:11.29)	(0:11.60)	(0:11.15)	(0:10.96)	(0:12.35)			
9	12	FEARLESS THINKING	8	66.4	0:11.08	1:11.32 [9]	0:57.37 [4]	0:45.98 [5]	0:34.42 [6]	0:23.34 [7]	0:12.21 [9]	7.54L	0:34.42	+2
		Tiffani Brooker		400m	600m	(0:13.95)	(0:11.39)	(0:11.56)	(0:11.08)	(0:11.13)	(0:12.21)			

Scratched: Blantons Run (#10), Dream Lantern (#9), Too Much Makeup (#11)



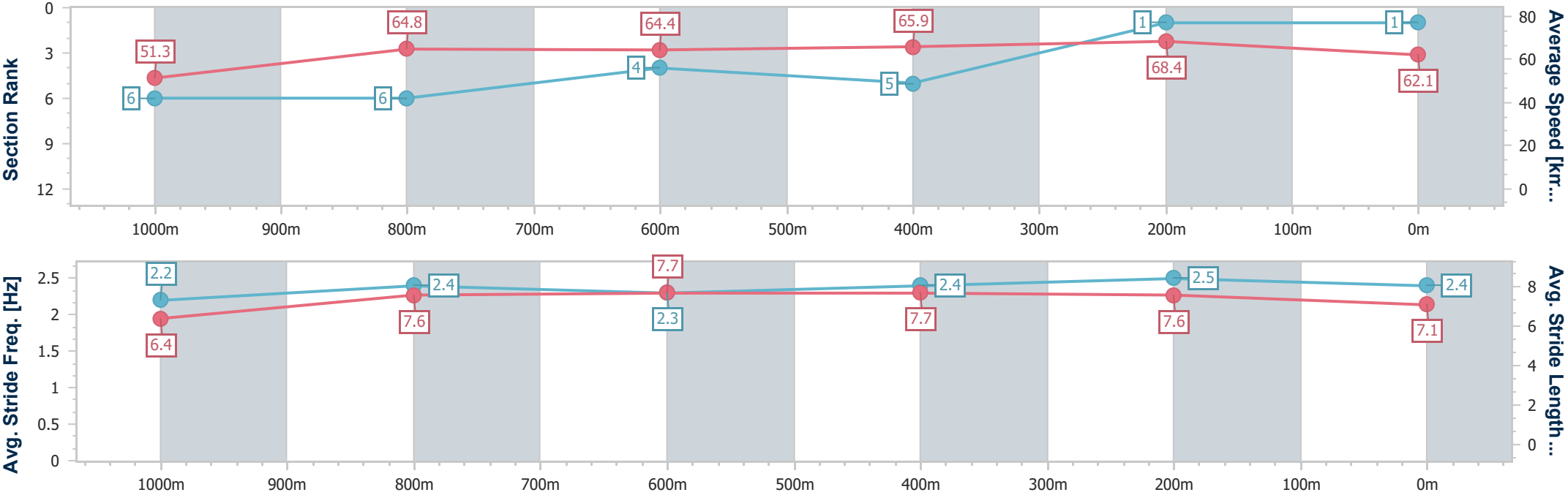
Horse/Jockey Name	Floozie
Final Rank	1
Fastest Section Time (Section)	0:10.56 (400m)
Top Speed [km/h] (Section)	69.2 (400m)
Race State	Finished



Eagle Farm QLD Professional
Race 2: NOVA 106.9 Fillies and Mares BENCHMARK 78
Handicap - 1200m
03 May 2025 - 12:39
Track Rating: Soft, Weather: Fine, Rail Position: +7m Entire



Section	Overall	1000m	800m	600m	400m	200m								
Section Times	1:10.04 [1] (0:14.10)	0:55.94 [6] (0:11.25)	0:44.69 [6] (0:11.34)	0:33.35 [4] (0:11.18)	0:22.17 [5] (0:10.56)	0:11.61 [1] (0:11.61)								
Average Speed [km/h]	51.3	64.8	64.4	65.9	68.4	62.1								
Top Speed [km/h]	64.1	66.9	66.0	67.6	69.2	65.9								
Avg. Dist. to Rail [m]	2.3	2.3	3.2	5.2	2.5	1.3								
Avg. Stride Freq. [Hz]	2.2	2.4	2.3	2.4	2.5	2.4								
Avg. Stride Length [m]	6.4	7.6	7.7	7.7	7.6	7.1								





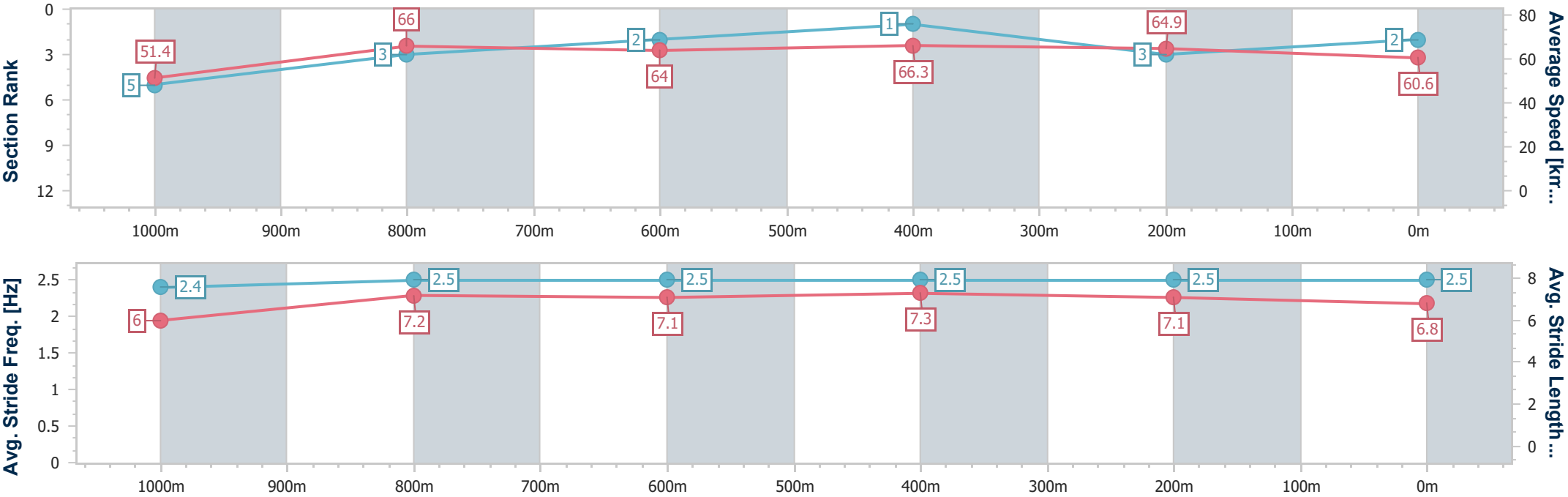
Horse/Jockey Name	Heroic Miss
Final Rank	2
Fastest Section Time (Section)	0:11.01 (600m)
Top Speed [km/h] (Section)	68.4 (1000m)
Race State	Finished



Eagle Farm QLD Professional
Race 2: NOVA 106.9 Fillies and Mares BENCHMARK 78
Handicap - 1200m
03 May 2025 - 12:39
Track Rating: Soft, Weather: Fine, Rail Position: +7m Entire



Section	Overall	1000m	800m	600m	400m	200m								
Section Times	1:10.48 [2] (0:14.05)	0:56.43 [5] (0:11.05)	0:45.38 [3] (0:11.40)	0:33.98 [2] (0:11.01)	0:22.97 [1] (0:11.04)	0:11.93 [3] (0:11.93)								
Average Speed [km/h]	51.4	66.0	64.0	66.3	64.9	60.6								
Top Speed [km/h]	65.4	68.4	64.6	68.3	66.3	64.0								
Avg. Dist. to Rail [m]	5.0	2.6	3.1	1.7	0.7	0.7								
Avg. Stride Freq. [Hz]	2.4	2.5	2.5	2.5	2.5	2.5								
Avg. Stride Length [m]	6.0	7.2	7.1	7.3	7.1	6.8								





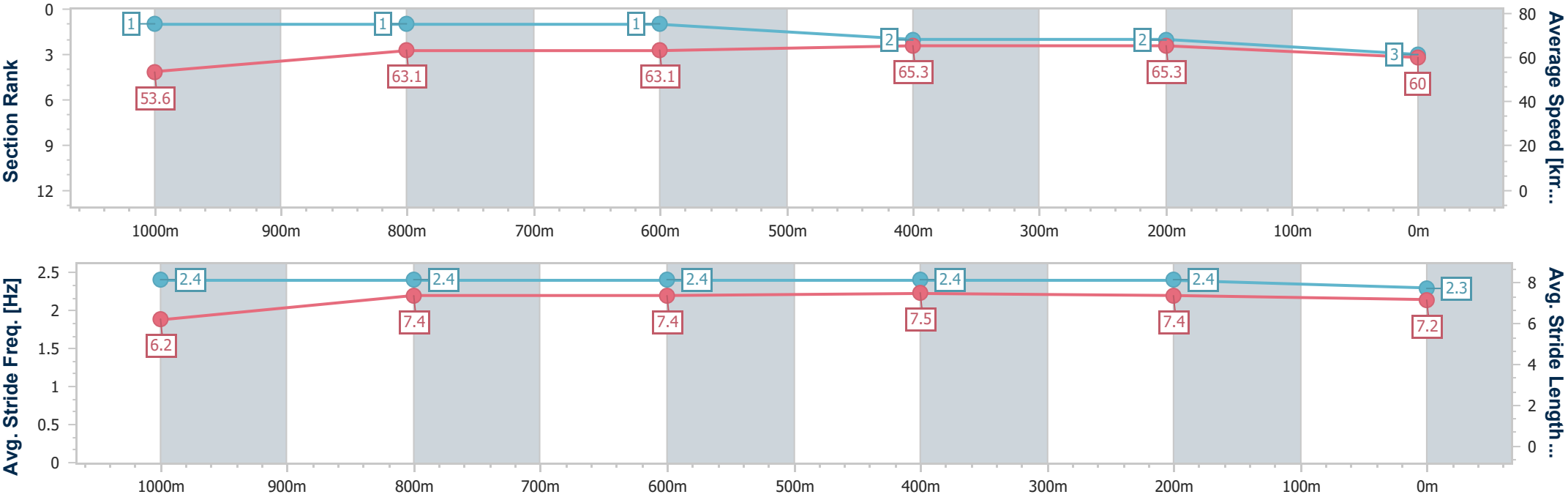
Horse/Jockey Name	En Pointe
Final Rank	3
Fastest Section Time (Section)	0:10.98 (400m)
Top Speed [km/h] (Section)	68.0 (Overall)
Race State	Finished



Eagle Farm QLD Professional
Race 2: NOVA 106.9 Fillies and Mares BENCHMARK 78
Handicap - 1200m
03 May 2025 - 12:39
Track Rating: Soft, Weather: Fine, Rail Position: +7m Entire



Section	Overall	1000m	800m	600m	400m	200m							
Section Times	1:10.53 [3] (0:13.48)	0:57.05 [1] (0:11.50)	0:45.55 [1] (0:11.46)	0:34.09 [1] (0:11.10)	0:22.99 [2] (0:10.98)	0:12.01 [2] (0:12.01)							
Average Speed [km/h]	53.6	63.1	63.1	65.3	65.3	60.0							
Top Speed [km/h]	68.0	64.9	63.7	65.8	66.5	63.1							
Avg. Dist. to Rail [m]	7.0	1.2	1.5	1.0	1.7	2.3							
Avg. Stride Freq. [Hz]	2.4	2.4	2.4	2.4	2.4	2.3							
Avg. Stride Length [m]	6.2	7.4	7.4	7.5	7.4	7.2							



[] Ranking at each section and finish
-.-.- No data available at this section
NA No data available



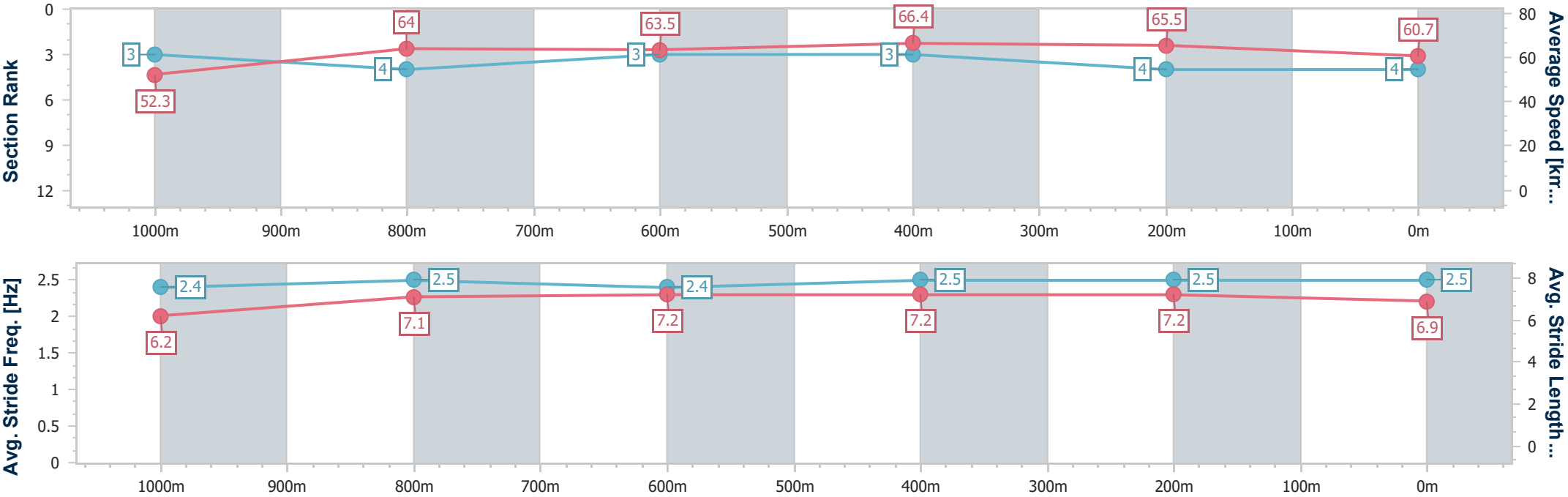
Horse/Jockey Name	Hermanita
Final Rank	4
Fastest Section Time (Section)	0:10.96 (400m)
Top Speed [km/h] (Section)	67.6 (400m)
Race State	Finished



Eagle Farm QLD Professional
Race 2: NOVA 106.9 Fillies and Mares BENCHMARK 78
Handicap - 1200m
03 May 2025 - 12:39
Track Rating: Soft, Weather: Fine, Rail Position: +7m Entire



Section	Overall	1000m	800m	600m	400m	200m							
Section Times	1:10.53 [4] (0:13.82)	0:56.71 [3] (0:11.39)	0:45.32 [4] (0:11.47)	0:33.85 [3] (0:10.99)	0:22.86 [3] (0:10.96)	0:11.90 [4] (0:11.90)							
Average Speed [km/h]	52.3	64.0	63.5	66.4	65.5	60.7							
Top Speed [km/h]	64.1	64.6	64.7	67.2	67.6	62.4							
Avg. Dist. to Rail [m]	1.8	3.0	2.3	2.4	1.0	0.3							
Avg. Stride Freq. [Hz]	2.4	2.5	2.4	2.5	2.5	2.5							
Avg. Stride Length [m]	6.2	7.1	7.2	7.2	7.2	6.9							





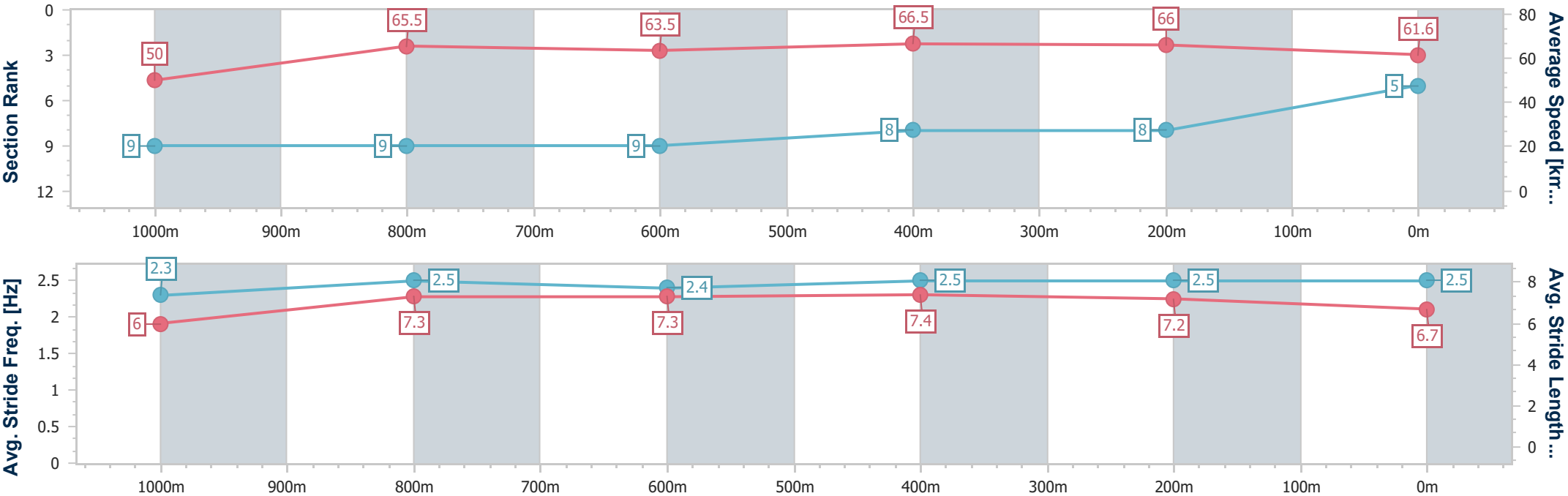
Horse/Jockey Name	Field Of Myrtle
Final Rank	5
Fastest Section Time (Section)	0:10.90 (400m)
Top Speed [km/h] (Section)	67.3 (1000m)
Race State	Finished



Eagle Farm QLD Professional
Race 2: NOVA 106.9 Fillies and Mares BENCHMARK 78
Handicap - 1200m
03 May 2025 - 12:39
Track Rating: Soft, Weather: Fine, Rail Position: +7m Entire



Section	Overall	1000m	800m	600m	400m	200m								
Section Times	1:10.69 [5] (0:14.42)	0:56.27 [9] (0:11.24)	0:45.03 [9] (0:11.47)	0:33.56 [9] (0:10.93)	0:22.63 [8] (0:10.90)	0:11.73 [8] (0:11.73)								
Average Speed [km/h]	50.0	65.5	63.5	66.5	66.0	61.6								
Top Speed [km/h]	61.0	67.3	65.3	67.2	67.1	65.4								
Avg. Dist. to Rail [m]	7.0	3.9	2.7	2.3	4.7	3.5								
Avg. Stride Freq. [Hz]	2.3	2.5	2.4	2.5	2.5	2.5								
Avg. Stride Length [m]	6.0	7.3	7.3	7.4	7.2	6.7								





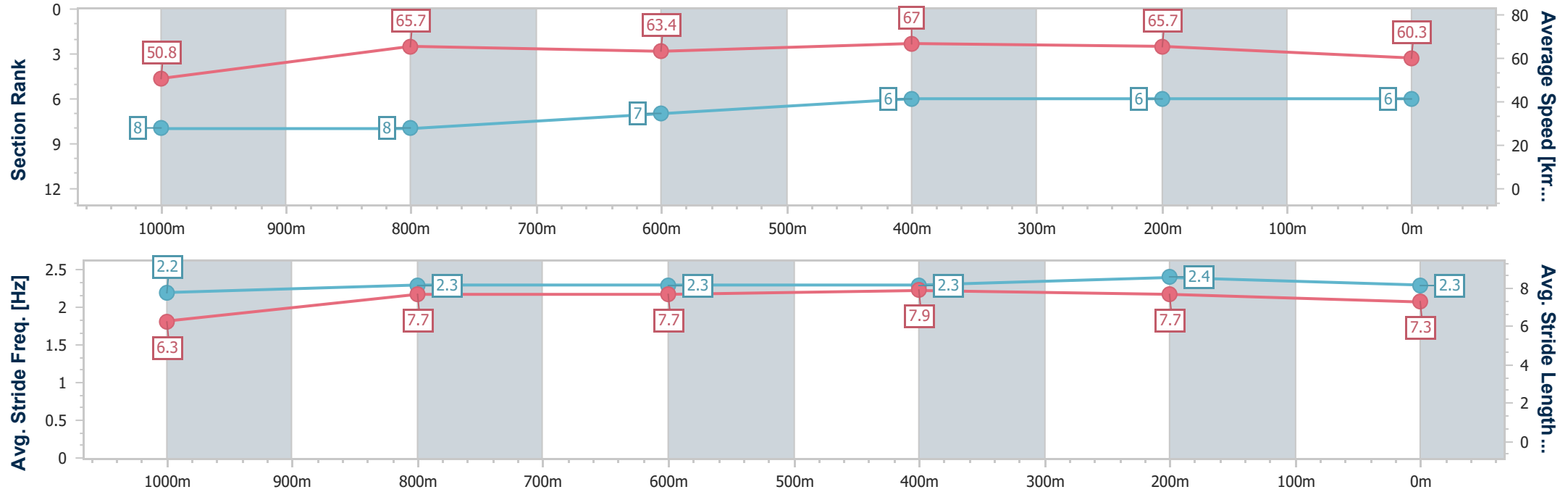
Horse/Jockey Name	Yendy
Final Rank	6
Fastest Section Time (Section)	0:10.90 (600m)
Top Speed [km/h] (Section)	68.4 (600m)
Race State	Finished



Eagle Farm QLD Professional
Race 2: NOVA 106.9 Fillies and Mares BENCHMARK 78
Handicap - 1200m
03 May 2025 - 12:39
Track Rating: Soft, Weather: Fine, Rail Position: +7m Entire



Section	Overall	1000m	800m	600m	400m	200m								
Section Times	1:10.76 [6] (0:14.21)	0:56.55 [8] (0:11.22)	0:45.33 [8] (0:11.58)	0:33.75 [7] (0:10.90)	0:22.85 [6] (0:10.95)	0:11.90 [6] (0:11.90)								
Average Speed [km/h]	50.8	65.7	63.4	67.0	65.7	60.3								
Top Speed [km/h]	64.4	66.6	65.3	68.4	67.0	62.7								
Avg. Dist. to Rail [m]	4.7	4.4	4.4	2.9	4.2	3.4								
Avg. Stride Freq. [Hz]	2.2	2.3	2.3	2.3	2.4	2.3								
Avg. Stride Length [m]	6.3	7.7	7.7	7.9	7.7	7.3								





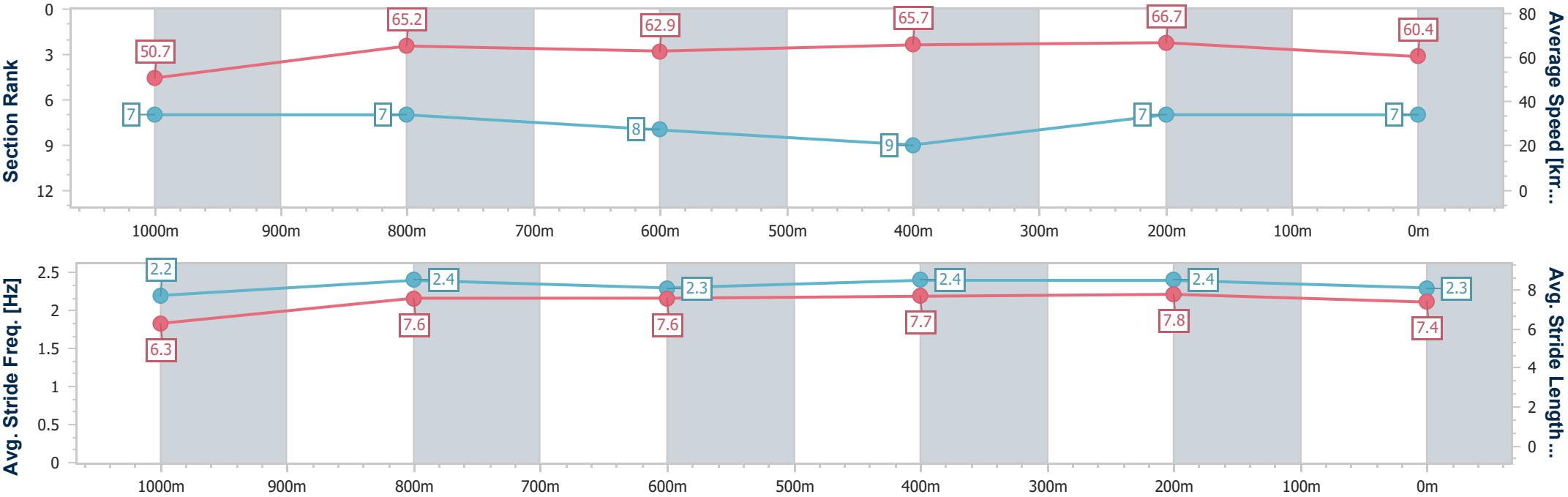
Horse/Jockey Name	Girl
Final Rank	7
Fastest Section Time (Section)	0:10.83 (400m)
Top Speed [km/h] (Section)	67.9 (400m)
Race State	Finished



Eagle Farm QLD Professional
Race 2: NOVA 106.9 Fillies and Mares BENCHMARK 78
Handicap - 1200m
03 May 2025 - 12:39
Track Rating: Soft, Weather: Fine, Rail Position: +7m Entire



Section	Overall	1000m	800m	600m	400m	200m							
Section Times	1:10.82 [7] (0:14.18)	0:56.64 [7] (0:11.21)	0:45.43 [7] (0:11.69)	0:33.74 [8] (0:11.00)	0:22.74 [9] (0:10.83)	0:11.91 [7] (0:11.91)							
Average Speed [km/h]	50.7	65.2	62.9	65.7	66.7	60.4							
Top Speed [km/h]	63.6	67.2	64.3	67.1	67.9	64.6							
Avg. Dist. to Rail [m]	2.5	3.2	3.9	1.5	2.7	1.7							
Avg. Stride Freq. [Hz]	2.2	2.4	2.3	2.4	2.4	2.3							
Avg. Stride Length [m]	6.3	7.6	7.6	7.7	7.8	7.4							





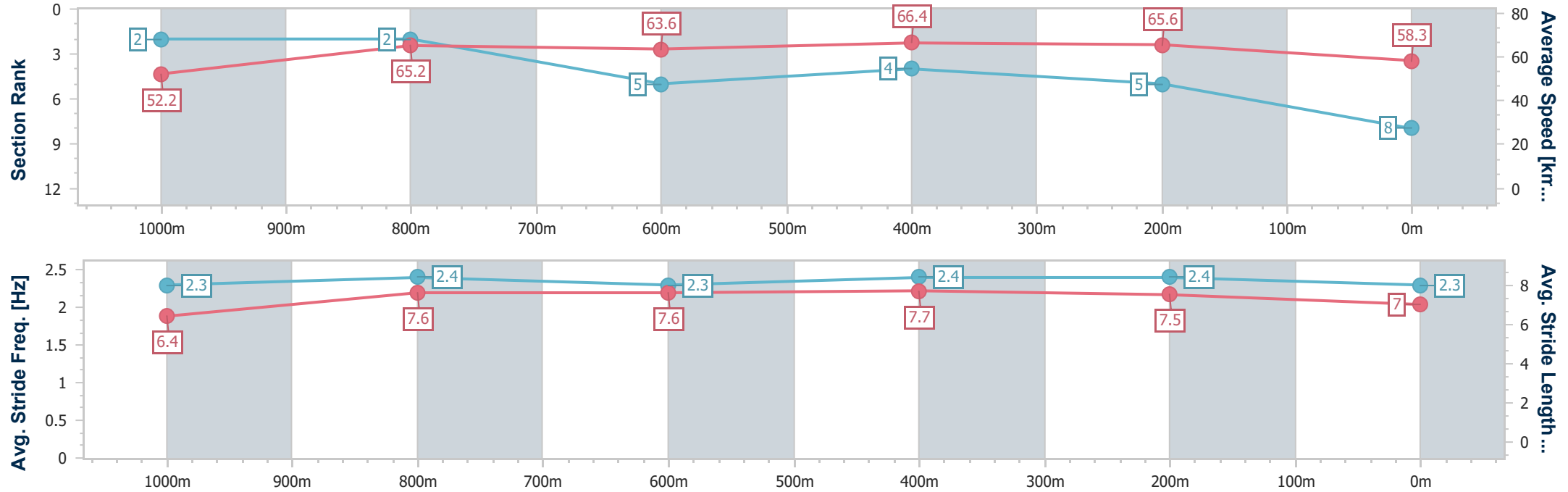
Horse/Jockey Name	Lady Wardell
Final Rank	8
Fastest Section Time (Section)	0:10.96 (400m)
Top Speed [km/h] (Section)	68.0 (400m)
Race State	Finished



Eagle Farm QLD Professional
Race 2: NOVA 106.9 Fillies and Mares BENCHMARK 78
Handicap - 1200m
03 May 2025 - 12:39
Track Rating: Soft, Weather: Fine, Rail Position: +7m Entire



Section	Overall	1000m	800m	600m	400m	200m							
Section Times	1:11.16 [8] (0:13.81)	0:57.35 [2] (0:11.29)	0:46.06 [2] (0:11.60)	0:34.46 [5] (0:11.15)	0:23.31 [4] (0:10.96)	0:12.35 [5] (0:12.35)							
Average Speed [km/h]	52.2	65.2	63.6	66.4	65.6	58.3							
Top Speed [km/h]	66.4	66.5	65.3	68.0	68.0	62.8							
Avg. Dist. to Rail [m]	4.0	4.7	5.2	5.2	4.6	3.6							
Avg. Stride Freq. [Hz]	2.3	2.4	2.3	2.4	2.4	2.3							
Avg. Stride Length [m]	6.4	7.6	7.6	7.7	7.5	7.0							





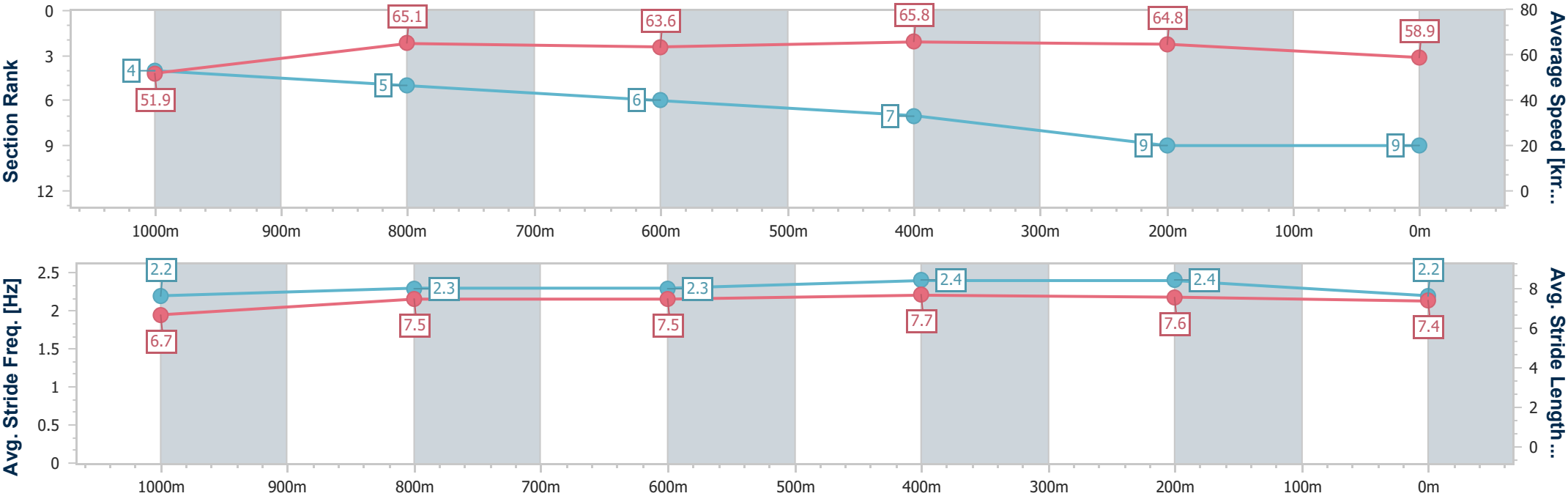
Horse/Jockey Name	Fearless Thinking
Final Rank	9
Fastest Section Time (Section)	0:11.08 (600m)
Top Speed [km/h] (Section)	66.4 (400m)
Race State	Finished



Eagle Farm QLD Professional
Race 2: NOVA 106.9 Fillies and Mares BENCHMARK 78
Handicap - 1200m
03 May 2025 - 12:39
Track Rating: Soft, Weather: Fine, Rail Position: +7m Entire



Section	Overall	1000m	800m	600m	400m	200m							
Section Times	1:11.32 [9] (0:13.95)	0:57.37 [4] (0:11.39)	0:45.98 [5] (0:11.56)	0:34.42 [6] (0:11.08)	0:23.34 [7] (0:11.13)	0:12.21 [9] (0:12.21)							
Average Speed [km/h]	51.9	65.1	63.6	65.8	64.8	58.9							
Top Speed [km/h]	64.8	65.8	64.8	66.2	66.4	63.2							
Avg. Dist. to Rail [m]	7.3	5.7	5.0	3.1	2.8	3.8							
Avg. Stride Freq. [Hz]	2.2	2.3	2.3	2.4	2.4	2.2							
Avg. Stride Length [m]	6.7	7.5	7.5	7.7	7.6	7.4							





Eagle Farm QLD Professional
Race 3: XXXX Colts, Geldings and Entires BENCHMARK 78 Handicap -
1200m

03 May 2025 - 13:14



BRISBANE
RACING CLUB

Track Rating: Soft, Weather: Fine, Rail Position: +7m Entire

Section		Overall				1000m	800m	600m	400m	200m	Last 600m		
Field Times		1:09.74				0:56.49	0:45.67	0:34.67	0:23.61	0:12.32	0:34.67		
		(0:13.25)				(0:10.82)	(0:11.00)	(0:11.06)	(0:11.29)	(0:12.32)			
Rank	TAB Horse/Jockey	Barrier	Top Speed [km/h]	Fastest Section							Margin	Distance Travelled [m]	
1	9 SER JOH	9	69.3	0:10.93	1:09.74 [1]	0:55.98 [7]	0:45.05 [7]	0:34.08 [7]	0:23.14 [5]	0:12.16 [2]	1:09.74	0:34.08	
	Tim Clark		600m	1000m	(0:13.76)	(0:10.93)	(0:10.97)	(0:10.94)	(0:10.98)	(0:12.16)			
2	5 DEEP RESPECT	5	68.7	0:10.87	1:09.74 [2]	0:56.17 [6]	0:45.30 [5]	0:34.37 [5]	0:23.21 [3]	0:12.13 [3]	0.03L	0:34.37	-1
	Jag Guthmann-Chester		800m	1000m	(0:13.57)	(0:10.87)	(0:10.93)	(0:11.16)	(0:11.08)	(0:12.13)			
3	4 HE'S HEAVEN	3	68.5	0:10.82	1:10.00 [3]	0:56.75 [1]	0:45.93 [1]	0:34.93 [1]	0:23.87 [1]	0:12.58 [1]	1.58L	0:34.93	-4
	Justin Huxtable		1000m	1000m	(0:13.25)	(0:10.82)	(0:11.00)	(0:11.06)	(0:11.29)	(0:12.58)			
4	13 SUPER DUCK	1	67.7	0:10.75	1:10.39 [4]	0:56.85 [5]	0:46.10 [4]	0:35.12 [3]	0:23.49 [7]	0:12.30 [7]	3.85L	0:35.12	-4
	Bailey Wheeler		1000m	1000m	(0:13.54)	(0:10.75)	(0:10.98)	(0:11.63)	(0:11.19)	(0:12.30)			
5	8 ACRES AWAY	8	68.4	0:11.00	1:10.39 [5]	0:56.87 [4]	0:45.85 [6]	0:34.85 [6]	0:23.65 [6]	0:12.44 [5]	3.88L	0:34.85	+4
	Kyle Wilson-Taylor		1000m	800m	(0:13.52)	(0:11.02)	(0:11.00)	(0:11.20)	(0:11.21)	(0:12.44)			
6	14 FIGHTING IDOL	10	67.6	0:10.95	1:10.42 [6]	0:56.07 [13]	0:44.93 [13]	0:33.98 [13]	0:22.84 [13]	0:11.78 [12]	4.05L	0:33.98	-2
	Angela Jones		800m	800m	(0:14.35)	(0:11.14)	(0:10.95)	(0:11.14)	(0:11.06)	(0:11.78)			
7	2 MAXIMUM VORTEX	6	68.6	0:10.91	1:10.51 [7]	0:57.19 [2]	0:46.28 [3]	0:35.22 [4]	0:23.98 [4]	0:12.52 [6]	4.55L	0:35.22	-2
	Courtney Bellamy		1000m	1000m	(0:13.32)	(0:10.91)	(0:11.06)	(0:11.24)	(0:11.46)	(0:12.52)			
8	3 BRING ME KASH	4	68.5	0:10.91	1:10.56 [8]	0:56.73 [8]	0:45.73 [8]	0:34.82 [8]	0:23.47 [8]	0:12.40 [8]	4.86L	0:34.82	-3
	Tahlia Fenlon		800m	800m	(0:13.83)	(0:11.00)	(0:10.91)	(0:11.35)	(0:11.07)	(0:12.40)			
9	12 STARRY EYES	13	67.3	0:11.05	1:10.59 [9]	0:56.31 [12]	0:45.23 [12]	0:34.18 [12]	0:23.05 [12]	0:11.97 [11]	5.01L	0:34.18	+2
	Ron Stewart		1000m	800m	(0:14.28)	(0:11.08)	(0:11.05)	(0:11.13)	(0:11.08)	(0:11.97)			
10	15 MIO SORRENTO	2	68.0	0:10.97	1:10.72 [10]	0:56.63 [10]	0:45.54 [11]	0:34.57 [10]	0:23.46 [9]	0:12.25 [9]	5.77L	0:34.57	-4
	Tiffani Brooker		1000m	800m	(0:14.09)	(0:11.09)	(0:10.97)	(0:11.11)	(0:11.21)	(0:12.25)			

Scratched: Majorelle (#1), Demon Award (#6)

Report Created: Sat 3 May 2025 13:44 GMT+10

(Note: Timing is based on position data)

Page 1/16

[] Ranking at each section and finish
-:-:- No data available at this section
NA No data available

SCN Saddle cloth number
DNF Did not finish
DNT Did not track

data processed by  TRIPLESDATA



Eagle Farm QLD Professional
Race 3: XXXX Colts, Geldings and Entires BENCHMARK 78 Handicap -
1200m

03 May 2025 - 13:14



BRISBANE
RACING CLUB

Track Rating: Soft, Weather: Fine, Rail Position: +7m Entire

Section						Overall	1000m	800m	600m	400m	200m	Last 600m		
Field Times						1:09.74 (0:13.25)	0:56.49 (0:10.82)	0:45.67 (0:11.00)	0:34.67 (0:11.06)	0:23.61 (0:11.29)	0:12.32 (0:12.32)	0:34.67		
Rank	TAB	Horse/Jockey	Barrier	Top Speed [km/h]	Fastest Section							Margin		Distance Travelled [m]
11	11	SHOT OF WHISKEY	14	69.8	0:10.85	1:10.99 [11]	0:57.66 [3]	0:46.81 [2]	0:35.82 [2]	0:24.63 [2]	0:13.09 [4]	7.4L	0:35.82	-1
		Justin Stanley		1000m	1000m	(0:13.33)	(0:10.85)	(0:10.99)	(0:11.19)	(0:11.54)	(0:13.09)			
12	7	KOOLED	7	68.2	0:11.04	1:11.18 [12]	0:57.04 [11]	0:46.00 [10]	0:34.90 [11]	0:23.85 [11]	0:12.60 [10]	8.48L	0:34.90	-4
		Noel Callow		1000m	1000m	(0:14.14)	(0:11.04)	(0:11.10)	(0:11.05)	(0:11.25)	(0:12.60)			
13	16	EAGLE HAWK STAR	11	68.9	0:10.97	1:11.43 [13]	0:56.94 [14]	0:45.79 [14]	0:34.82 [14]	0:23.76 [14]	0:12.59 [13]	9.94L	0:34.82	+2
		Alysha Collett		600m	800m	(0:14.49)	(0:11.15)	(0:10.97)	(0:11.06)	(0:11.17)	(0:12.59)			
14	10	HEIKA	12	67.9	0:10.91	1:12.35 [14]	0:58.29 [9]	0:47.38 [9]	0:36.29 [9]	0:25.05 [10]	0:13.41 [14]	15.4L	0:36.29	+0
		Andrew Mallyon		1000m	1000m	(0:14.06)	(0:10.91)	(0:11.09)	(0:11.24)	(0:11.64)	(0:13.41)			

Scratched: Majorelle (#1), Demon Award (#6)



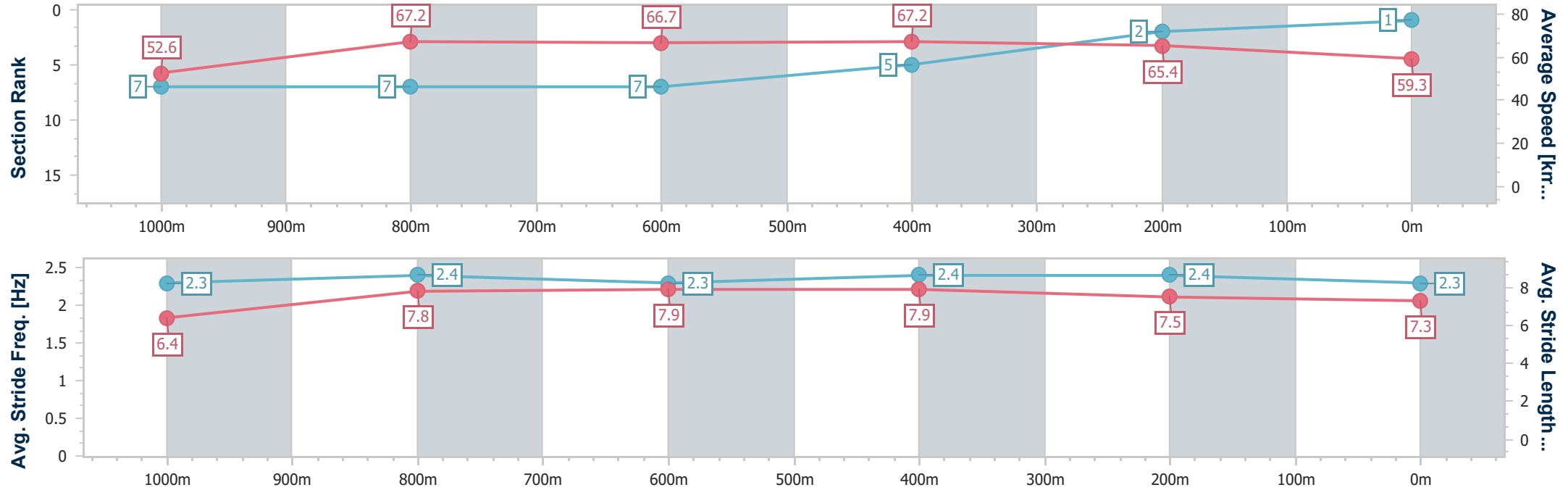
Horse/Jockey Name	Ser Joh
Final Rank	1
Fastest Section Time (Section)	0:10.93 (1000m)
Top Speed [km/h] (Section)	69.3 (600m)
Race State	Finished



Eagle Farm QLD Professional
Race 3: XXXX Colts, Geldings and Entires BENCHMARK 78
Handicap - 1200m
03 May 2025 - 13:14
Track Rating: Soft, Weather: Fine, Rail Position: +7m Entire



Section	Overall	1000m	800m	600m	400m	200m								
Section Times	1:09.74 [1] (0:13.76)	0:55.98 [7] (0:10.93)	0:45.05 [7] (0:10.97)	0:34.08 [7] (0:10.94)	0:23.14 [5] (0:10.98)	0:12.16 [2] (0:12.16)								
Average Speed [km/h]	52.6	67.2	66.7	67.2	65.4	59.3								
Top Speed [km/h]	65.4	68.3	68.1	69.3	68.6	62.6								
Avg. Dist. to Rail [m]	5.4	3.9	4.2	4.1	4.5	2.0								
Avg. Stride Freq. [Hz]	2.3	2.4	2.3	2.4	2.4	2.3								
Avg. Stride Length [m]	6.4	7.8	7.9	7.9	7.5	7.3								





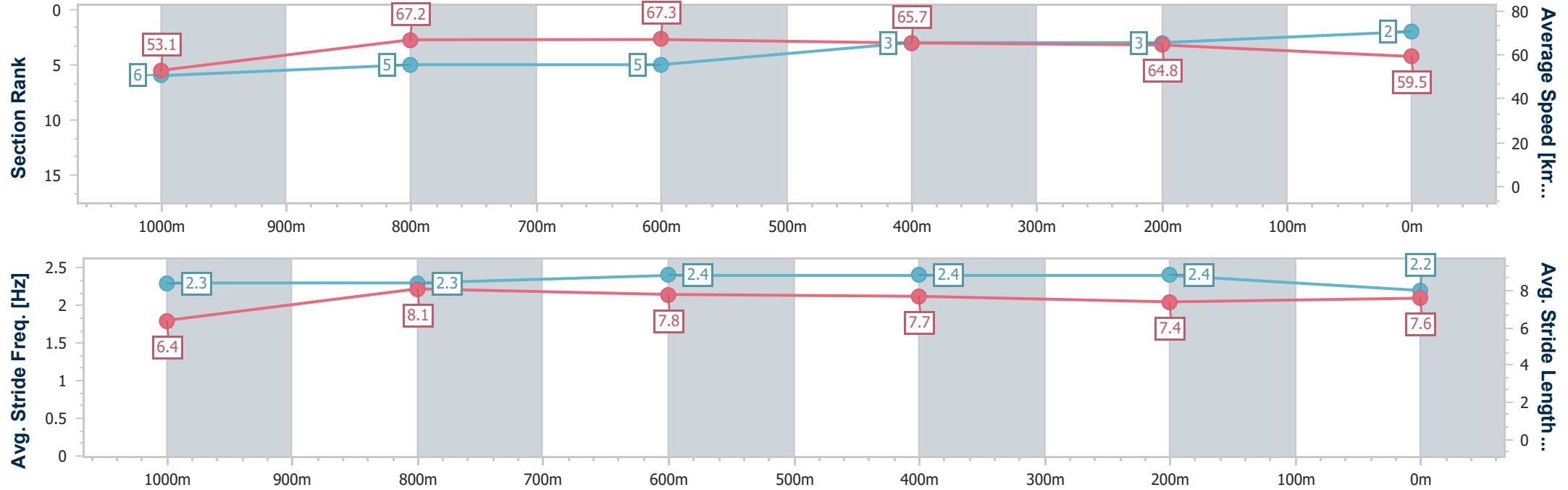
Horse/Jockey Name	Deep Respect
Final Rank	2
Fastest Section Time (Section)	0:10.87 (1000m)
Top Speed [km/h] (Section)	68.7 (800m)
Race State	Finished



Eagle Farm QLD Professional
Race 3: XXXX Colts, Geldings and Entires BENCHMARK 78
Handicap - 1200m
03 May 2025 - 13:14
Track Rating: Soft, Weather: Fine, Rail Position: +7m Entire



Section	Overall	1000m	800m	600m	400m	200m								
Section Times	1:09.74 [2] (0:13.57)	0:56.17 [6] (0:10.87)	0:45.30 [5] (0:10.93)	0:34.37 [5] (0:11.16)	0:23.21 [3] (0:11.08)	0:12.13 [3] (0:12.13)								
Average Speed [km/h]	53.1	67.2	67.3	65.7	64.8	59.5								
Top Speed [km/h]	66.5	68.4	68.7	67.0	67.3	63.6								
Avg. Dist. to Rail [m]	4.1	3.5	4.0	3.7	3.3	3.2								
Avg. Stride Freq. [Hz]	2.3	2.3	2.4	2.4	2.4	2.2								
Avg. Stride Length [m]	6.4	8.1	7.8	7.7	7.4	7.6								





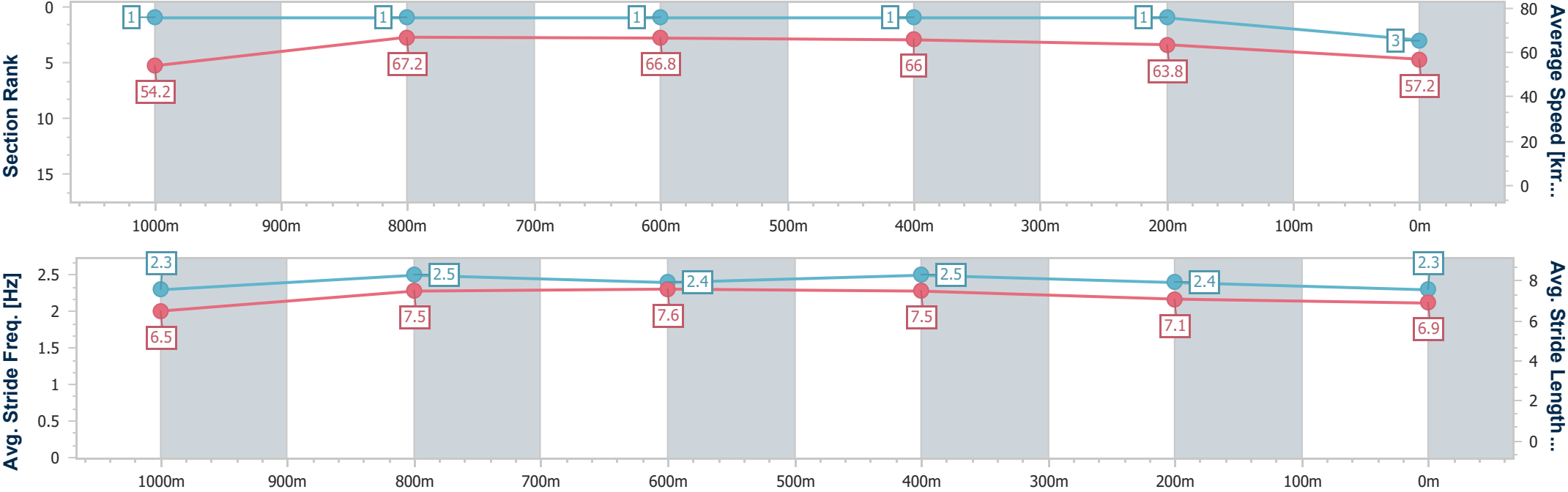
Horse/Jockey Name	He's Heaven
Final Rank	3
Fastest Section Time (Section)	0:10.82 (1000m)
Top Speed [km/h] (Section)	68.5 (1000m)
Race State	Finished



Eagle Farm QLD Professional
Race 3: XXXX Colts, Geldings and Entires BENCHMARK 78
Handicap - 1200m
03 May 2025 - 13:14
Track Rating: Soft, Weather: Fine, Rail Position: +7m Entire



Section	Overall	1000m	800m	600m	400m	200m								
Section Times	1:10.00 [3] (0:13.25)	0:56.75 [1] (0:10.82)	0:45.93 [1] (0:11.00)	0:34.93 [1] (0:11.06)	0:23.87 [1] (0:11.29)	0:12.58 [1] (0:12.58)								
Average Speed [km/h]	54.2	67.2	66.8	66.0	63.8	57.2								
Top Speed [km/h]	68.2	68.5	68.2	67.6	66.1	61.5								
Avg. Dist. to Rail [m]	1.4	2.1	4.5	2.3	1.7	0.5								
Avg. Stride Freq. [Hz]	2.3	2.5	2.4	2.5	2.4	2.3								
Avg. Stride Length [m]	6.5	7.5	7.6	7.5	7.1	6.9								





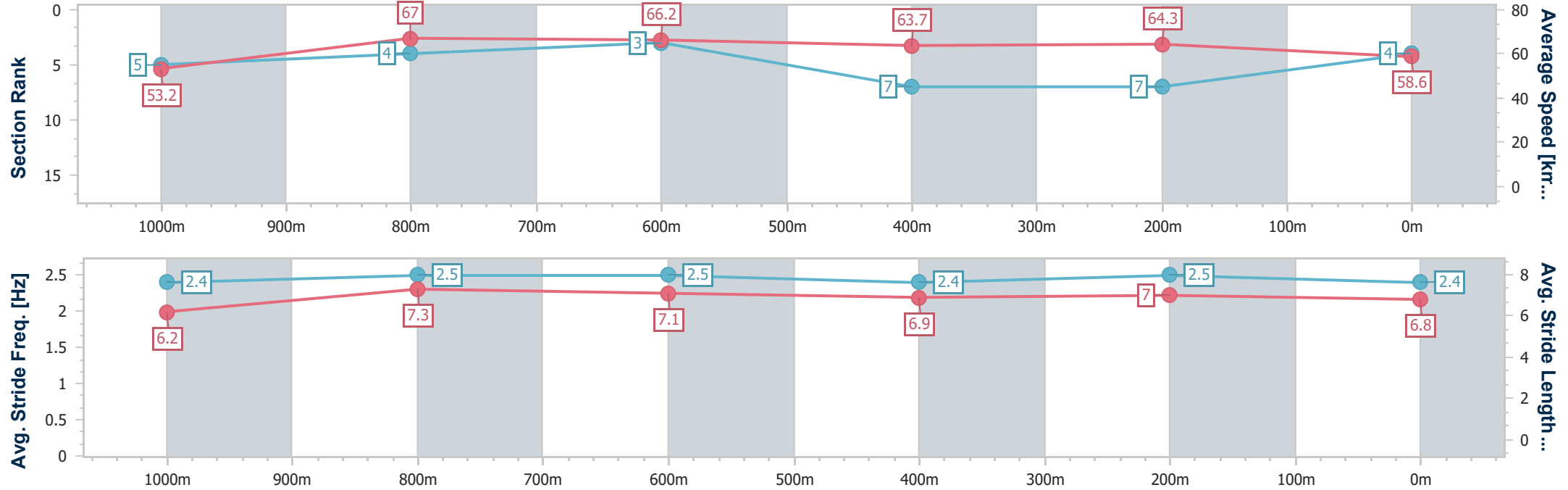
Horse/Jockey Name	Super Duck
Final Rank	4
Fastest Section Time (Section)	0:10.75 (1000m)
Top Speed [km/h] (Section)	67.7 (1000m)
Race State	Finished



Eagle Farm QLD Professional
Race 3: XXXX Colts, Geldings and Entires BENCHMARK 78
Handicap - 1200m
03 May 2025 - 13:14
Track Rating: Soft, Weather: Fine, Rail Position: +7m Entire



Section	Overall	1000m	800m	600m	400m	200m								
Section Times	1:10.39 [4] (0:13.54)	0:56.85 [5] (0:10.75)	0:46.10 [4] (0:10.98)	0:35.12 [3] (0:11.63)	0:23.49 [7] (0:11.19)	0:12.30 [7] (0:12.30)								
Average Speed [km/h]	53.2	67.0	66.2	63.7	64.3	58.6								
Top Speed [km/h]	66.0	67.7	67.5	65.3	66.3	62.8								
Avg. Dist. to Rail [m]	0.8	0.3	2.4	5.5	8.1	7.5								
Avg. Stride Freq. [Hz]	2.4	2.5	2.5	2.4	2.5	2.4								
Avg. Stride Length [m]	6.2	7.3	7.1	6.9	7.0	6.8								





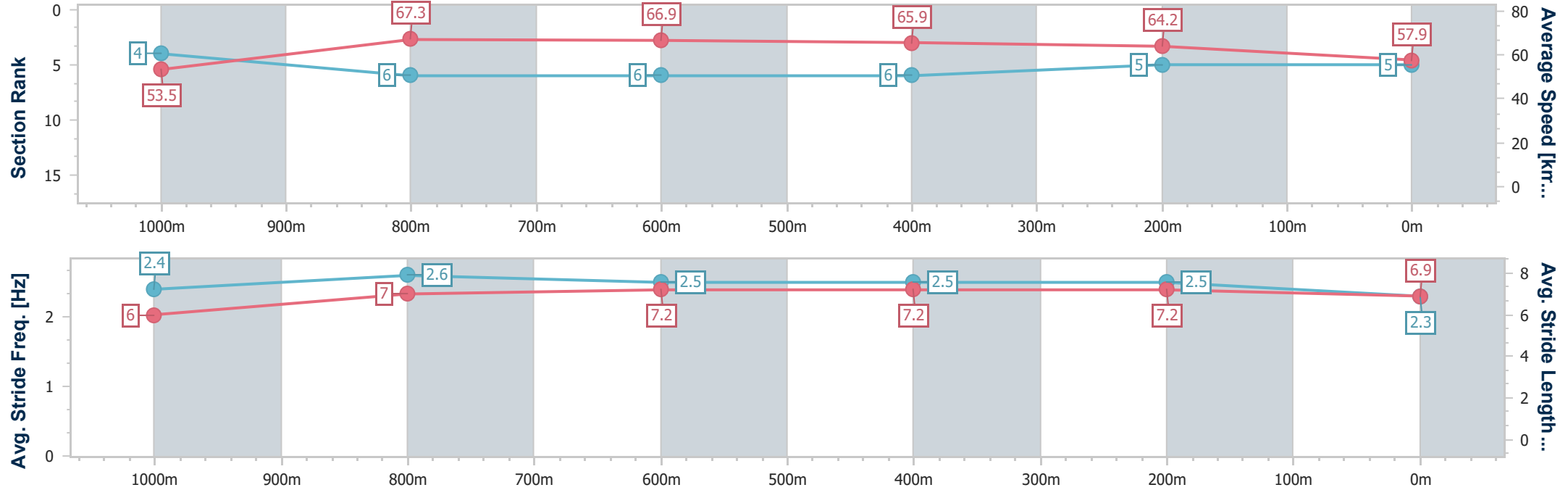
Horse/Jockey Name	Acres Away
Final Rank	5
Fastest Section Time (Section)	0:11.00 (800m)
Top Speed [km/h] (Section)	68.4 (1000m)
Race State	Finished



Eagle Farm QLD Professional
Race 3: XXXX Colts, Geldings and Entires BENCHMARK 78
Handicap - 1200m
03 May 2025 - 13:14
Track Rating: Soft, Weather: Fine, Rail Position: +7m Entire



Section	Overall	1000m	800m	600m	400m	200m								
Section Times	1:10.39 [5] (0:13.52)	0:56.87 [4] (0:11.02)	0:45.85 [6] (0:11.00)	0:34.85 [6] (0:11.20)	0:23.65 [6] (0:11.21)	0:12.44 [5] (0:12.44)								
Average Speed [km/h]	53.5	67.3	66.9	65.9	64.2	57.9								
Top Speed [km/h]	66.7	68.4	67.7	66.9	66.4	62.7								
Avg. Dist. to Rail [m]	6.8	6.2	4.7	4.8	4.5	2.2								
Avg. Stride Freq. [Hz]	2.4	2.6	2.5	2.5	2.5	2.3								
Avg. Stride Length [m]	6.0	7.0	7.2	7.2	7.2	6.9								



[] Ranking at each section and finish
-.-.- No data available at this section
NA No data available



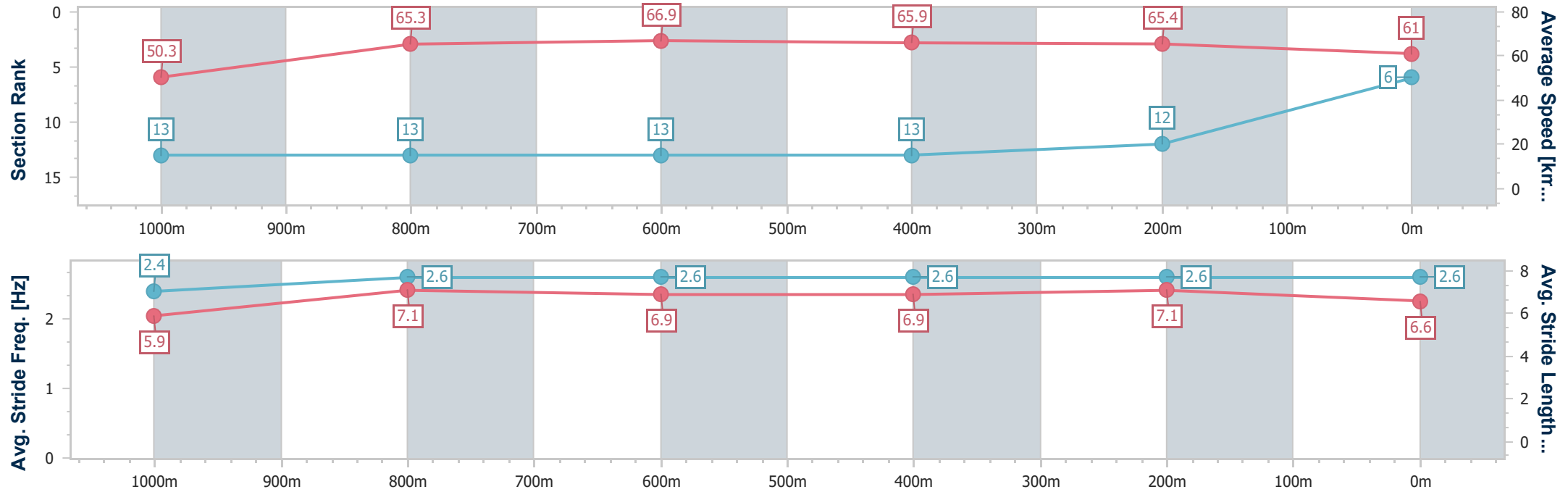
Horse/Jockey Name	Fighting Idol
Final Rank	6
Fastest Section Time (Section)	0:10.95 (800m)
Top Speed [km/h] (Section)	67.6 (800m)
Race State	Finished



Eagle Farm QLD Professional
Race 3: XXXX Colts, Geldings and Entires BENCHMARK 78
Handicap - 1200m
03 May 2025 - 13:14
Track Rating: Soft, Weather: Fine, Rail Position: +7m Entire



Section	Overall	1000m	800m	600m	400m	200m								
Section Times	1:10.42 [6] (0:14.35)	0:56.07 [13] (0:11.14)	0:44.93 [13] (0:10.95)	0:33.98 [13] (0:11.14)	0:22.84 [13] (0:11.06)	0:11.78 [12] (0:11.78)								
Average Speed [km/h]	50.3	65.3	66.9	65.9	65.4	61.0								
Top Speed [km/h]	63.3	67.1	67.6	66.9	66.4	63.9								
Avg. Dist. to Rail [m]	6.7	2.2	3.8	3.9	3.7	6.5								
Avg. Stride Freq. [Hz]	2.4	2.6	2.6	2.6	2.6	2.6								
Avg. Stride Length [m]	5.9	7.1	6.9	6.9	7.1	6.6								





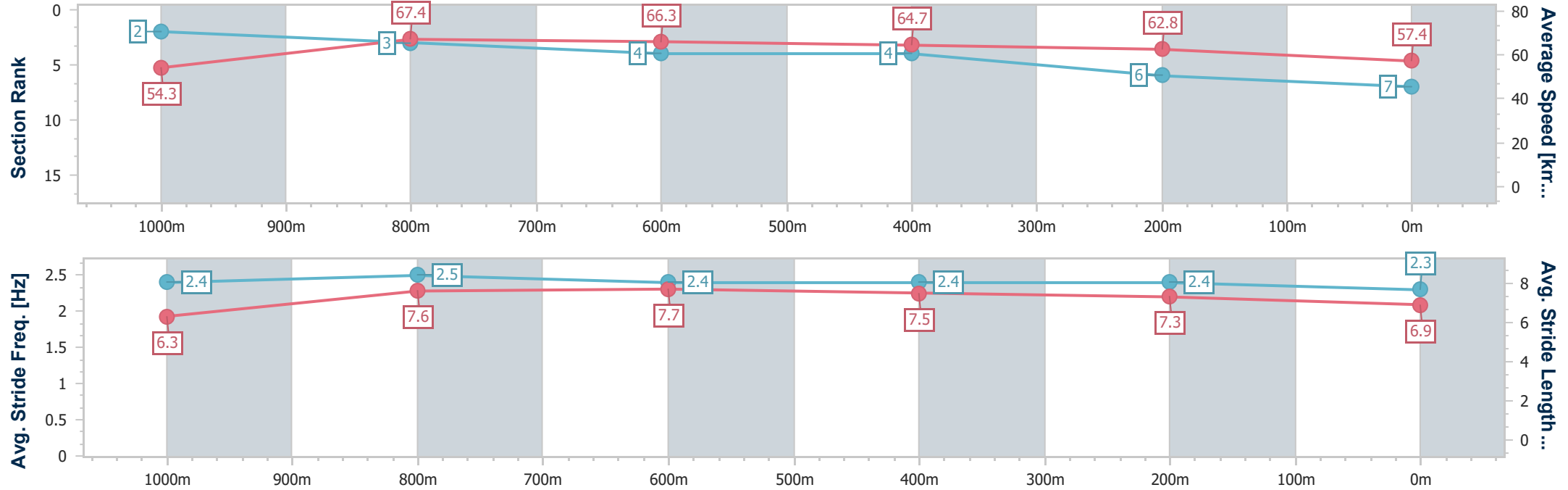
Horse/Jockey Name	Maximum Vortex
Final Rank	7
Fastest Section Time (Section)	0:10.91 (1000m)
Top Speed [km/h] (Section)	68.6 (1000m)
Race State	Finished



Eagle Farm QLD Professional
Race 3: XXXX Colts, Geldings and Entires BENCHMARK 78
Handicap - 1200m
03 May 2025 - 13:14
Track Rating: Soft, Weather: Fine, Rail Position: +7m Entire



Section	Overall	1000m	800m	600m	400m	200m								
Section Times	1:10.51 [7] (0:13.32)	0:57.19 [2] (0:10.91)	0:46.28 [3] (0:11.06)	0:35.22 [4] (0:11.24)	0:23.98 [4] (0:11.46)	0:12.52 [6] (0:12.52)								
Average Speed [km/h]	54.3	67.4	66.3	64.7	62.8	57.4								
Top Speed [km/h]	67.4	68.6	68.1	66.6	66.6	61.3								
Avg. Dist. to Rail [m]	4.6	4.2	4.0	2.0	1.3	1.2								
Avg. Stride Freq. [Hz]	2.4	2.5	2.4	2.4	2.4	2.3								
Avg. Stride Length [m]	6.3	7.6	7.7	7.5	7.3	6.9								





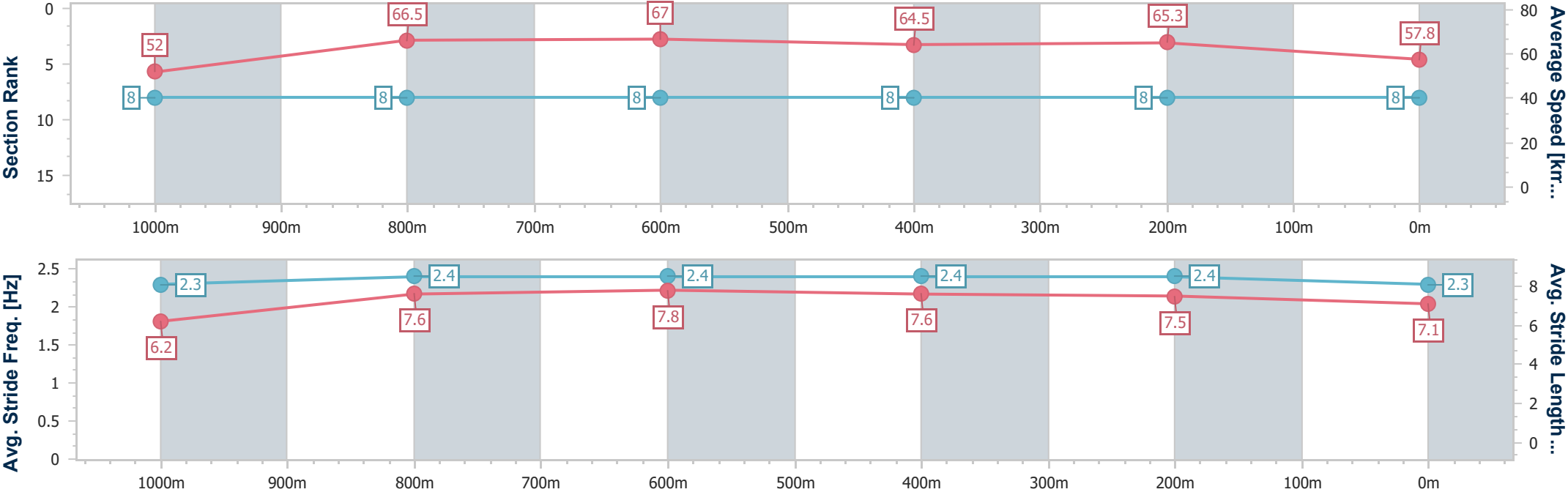
Horse/Jockey Name	Bring Me Kash
Final Rank	8
Fastest Section Time (Section)	0:10.91 (800m)
Top Speed [km/h] (Section)	68.5 (800m)
Race State	Finished



Eagle Farm QLD Professional
Race 3: XXXX Colts, Geldings and Entires BENCHMARK 78
Handicap - 1200m
03 May 2025 - 13:14
Track Rating: Soft, Weather: Fine, Rail Position: +7m Entire



Section	Overall	1000m	800m	600m	400m	200m							
Section Times	1:10.56 [8] (0:13.83)	0:56.73 [8] (0:11.00)	0:45.73 [8] (0:10.91)	0:34.82 [8] (0:11.35)	0:23.47 [8] (0:11.07)	0:12.40 [8] (0:12.40)							
Average Speed [km/h]	52.0	66.5	67.0	64.5	65.3	57.8							
Top Speed [km/h]	63.9	68.0	68.5	67.7	67.6	61.9							
Avg. Dist. to Rail [m]	2.9	2.6	3.5	3.8	3.4	1.8							
Avg. Stride Freq. [Hz]	2.3	2.4	2.4	2.4	2.4	2.3							
Avg. Stride Length [m]	6.2	7.6	7.8	7.6	7.5	7.1							





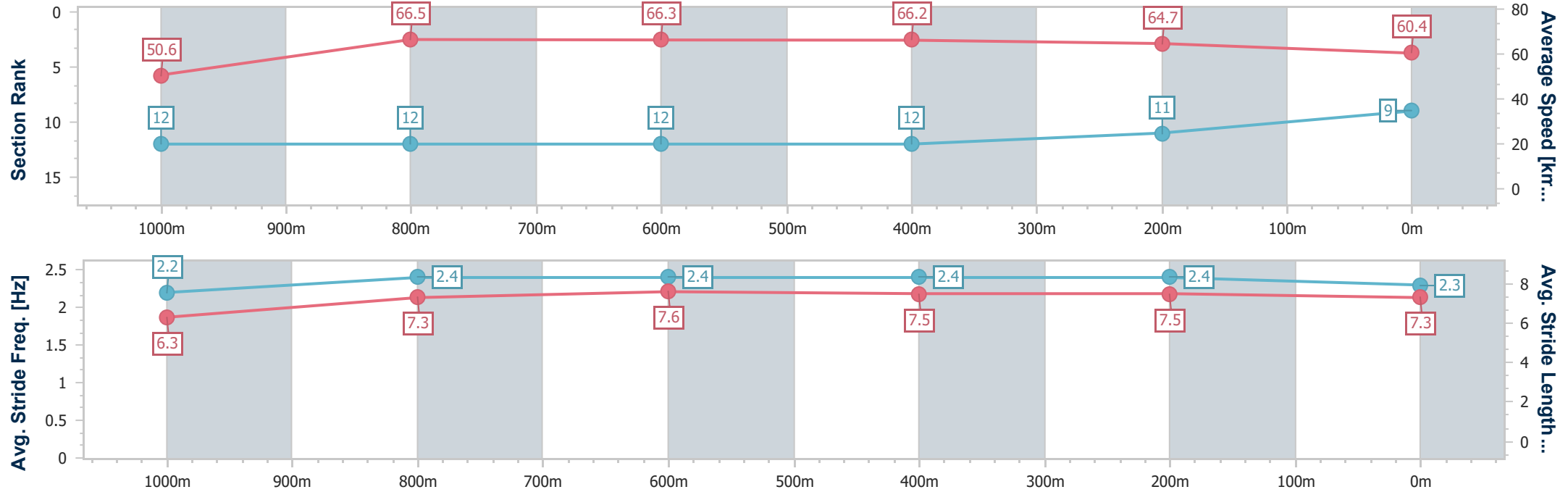
Horse/Jockey Name	Starry Eyes
Final Rank	9
Fastest Section Time (Section)	0:11.05 (800m)
Top Speed [km/h] (Section)	67.3 (1000m)
Race State	Finished



Eagle Farm QLD Professional
Race 3: XXXX Colts, Geldings and Entires BENCHMARK 78
Handicap - 1200m
03 May 2025 - 13:14
Track Rating: Soft, Weather: Fine, Rail Position: +7m Entire



Section	Overall	1000m	800m	600m	400m	200m								
Section Times	1:10.59 [9] (0:14.28)	0:56.31 [12] (0:11.08)	0:45.23 [12] (0:11.05)	0:34.18 [12] (0:11.13)	0:23.05 [12] (0:11.08)	0:11.97 [11] (0:11.97)								
Average Speed [km/h]	50.6	66.5	66.3	66.2	64.7	60.4								
Top Speed [km/h]	66.0	67.3	66.9	66.7	65.8	63.0								
Avg. Dist. to Rail [m]	10.0	4.8	3.8	4.7	8.2	8.1								
Avg. Stride Freq. [Hz]	2.2	2.4	2.4	2.4	2.4	2.3								
Avg. Stride Length [m]	6.3	7.3	7.6	7.5	7.5	7.3								





Horse/Jockey Name	Mio Sorrento
Final Rank	10
Fastest Section Time (Section)	0:10.97 (800m)
Top Speed [km/h] (Section)	68.0 (1000m)
Race State	Finished

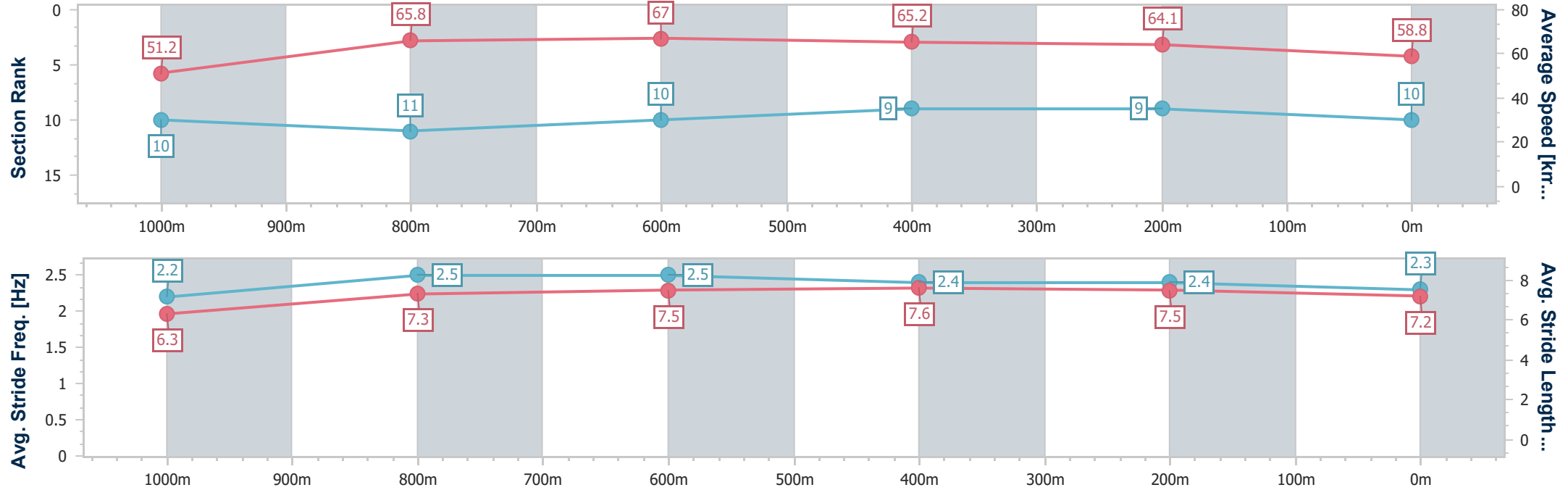


Eagle Farm QLD Professional
Race 3: XXXX Colts, Geldings and Entires BENCHMARK 78
Handicap - 1200m
03 May 2025 - 13:14
Track Rating: Soft, Weather: Fine, Rail Position: +7m Entire



BRISBANE
RACING CLUB

Section	Overall	1000m	800m	600m	400m	200m								
Section Times	1:10.72 [10] (0:14.09)	0:56.63 [10] (0:11.09)	0:45.54 [11] (0:10.97)	0:34.57 [10] (0:11.11)	0:23.46 [9] (0:11.21)	0:12.25 [9] (0:12.25)								
Average Speed [km/h]	51.2	65.8	67.0	65.2	64.1	58.8								
Top Speed [km/h]	63.3	68.0	67.8	66.1	66.6	62.4								
Avg. Dist. to Rail [m]	1.7	3.5	4.1	1.1	1.4	1.3								
Avg. Stride Freq. [Hz]	2.2	2.5	2.5	2.4	2.4	2.3								
Avg. Stride Length [m]	6.3	7.3	7.5	7.6	7.5	7.2								





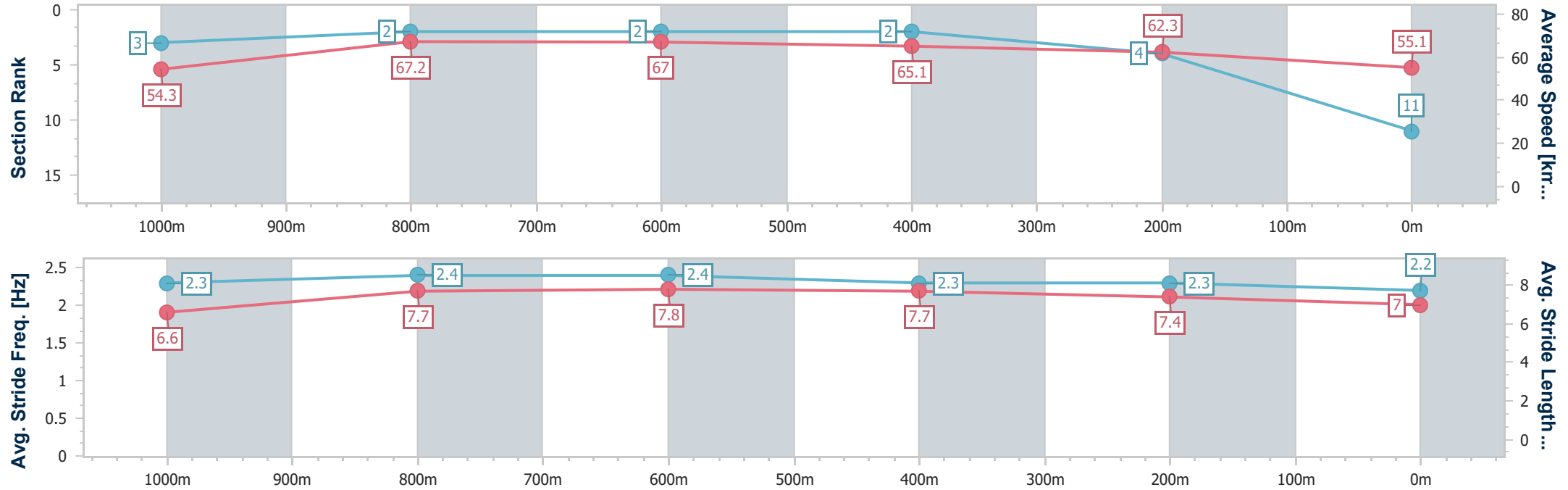
Horse/Jockey Name	Shot Of Whiskey
Final Rank	11
Fastest Section Time (Section)	0:10.85 (1000m)
Top Speed [km/h] (Section)	69.8 (1000m)
Race State	Finished



Eagle Farm QLD Professional
Race 3: XXXX Colts, Geldings and Entires BENCHMARK 78
Handicap - 1200m
03 May 2025 - 13:14
Track Rating: Soft, Weather: Fine, Rail Position: +7m Entire



Section	Overall	1000m	800m	600m	400m	200m								
Section Times	1:10.99 [11] (0:13.33)	0:57.66 [3] (0:10.85)	0:46.81 [2] (0:10.99)	0:35.82 [2] (0:11.19)	0:24.63 [2] (0:11.54)	0:13.09 [4] (0:13.09)								
Average Speed [km/h]	54.3	67.2	67.0	65.1	62.3	55.1								
Top Speed [km/h]	68.2	69.8	69.8	67.1	65.9	58.6								
Avg. Dist. to Rail [m]	8.0	3.3	4.9	1.9	0.3	0.3								
Avg. Stride Freq. [Hz]	2.3	2.4	2.4	2.3	2.3	2.2								
Avg. Stride Length [m]	6.6	7.7	7.8	7.7	7.4	7.0								





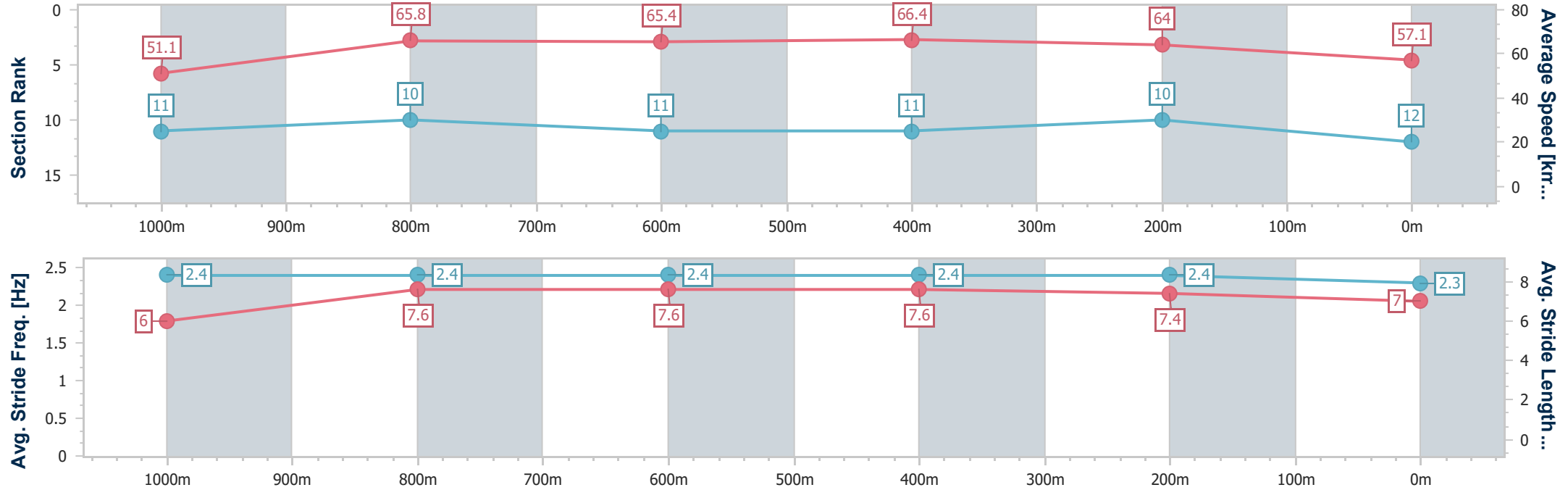
Horse/Jockey Name	Kooled
Final Rank	12
Fastest Section Time (Section)	0:11.04 (1000m)
Top Speed [km/h] (Section)	68.2 (1000m)
Race State	Finished



Eagle Farm QLD Professional
Race 3: XXXX Colts, Geldings and Entires BENCHMARK 78
Handicap - 1200m
03 May 2025 - 13:14
Track Rating: Soft, Weather: Fine, Rail Position: +7m Entire



Section	Overall	1000m	800m	600m	400m	200m							
Section Times	1:11.18 [12] (0:14.14)	0:57.04 [11] (0:11.04)	0:46.00 [10] (0:11.10)	0:34.90 [11] (0:11.05)	0:23.85 [11] (0:11.25)	0:12.60 [10] (0:12.60)							
Average Speed [km/h]	51.1	65.8	65.4	66.4	64.0	57.1							
Top Speed [km/h]	64.3	68.2	67.7	67.7	66.7	61.3							
Avg. Dist. to Rail [m]	5.1	2.5	1.8	3.7	6.4	6.6							
Avg. Stride Freq. [Hz]	2.4	2.4	2.4	2.4	2.4	2.3							
Avg. Stride Length [m]	6.0	7.6	7.6	7.6	7.4	7.0							





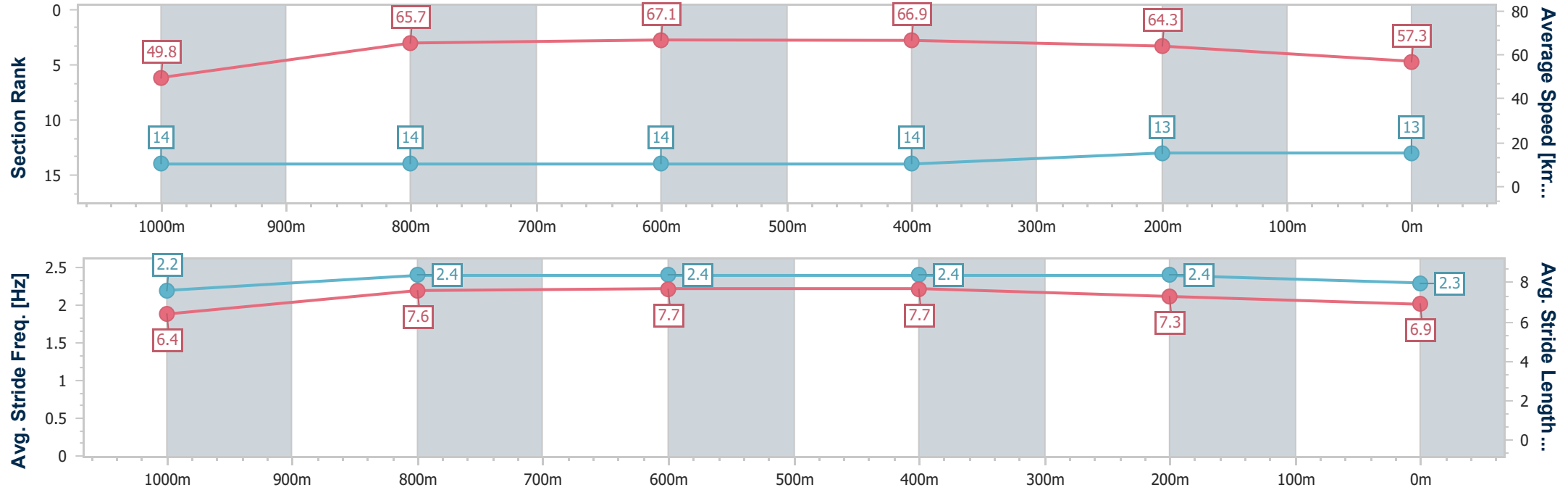
Horse/Jockey Name	Eagle Hawk Star
Final Rank	13
Fastest Section Time (Section)	0:10.97 (800m)
Top Speed [km/h] (Section)	68.9 (600m)
Race State	Finished



Eagle Farm QLD Professional
Race 3: XXXX Colts, Geldings and Entires BENCHMARK 78
Handicap - 1200m
03 May 2025 - 13:14
Track Rating: Soft, Weather: Fine, Rail Position: +7m Entire



Section	Overall	1000m	800m	600m	400m	200m							
Section Times	1:11.43 [13] (0:14.49)	0:56.94 [14] (0:11.15)	0:45.79 [14] (0:10.97)	0:34.82 [14] (0:11.06)	0:23.76 [14] (0:11.17)	0:12.59 [13] (0:12.59)							
Average Speed [km/h]	49.8	65.7	67.1	66.9	64.3	57.3							
Top Speed [km/h]	64.8	67.0	68.6	68.9	66.7	61.9							
Avg. Dist. to Rail [m]	7.5	3.1	4.6	5.6	9.3	9.0							
Avg. Stride Freq. [Hz]	2.2	2.4	2.4	2.4	2.4	2.3							
Avg. Stride Length [m]	6.4	7.6	7.7	7.7	7.3	6.9							





Horse/Jockey Name	Heika
Final Rank	14
Fastest Section Time (Section)	0:10.91 (1000m)
Top Speed [km/h] (Section)	67.9 (1000m)
Race State	Finished

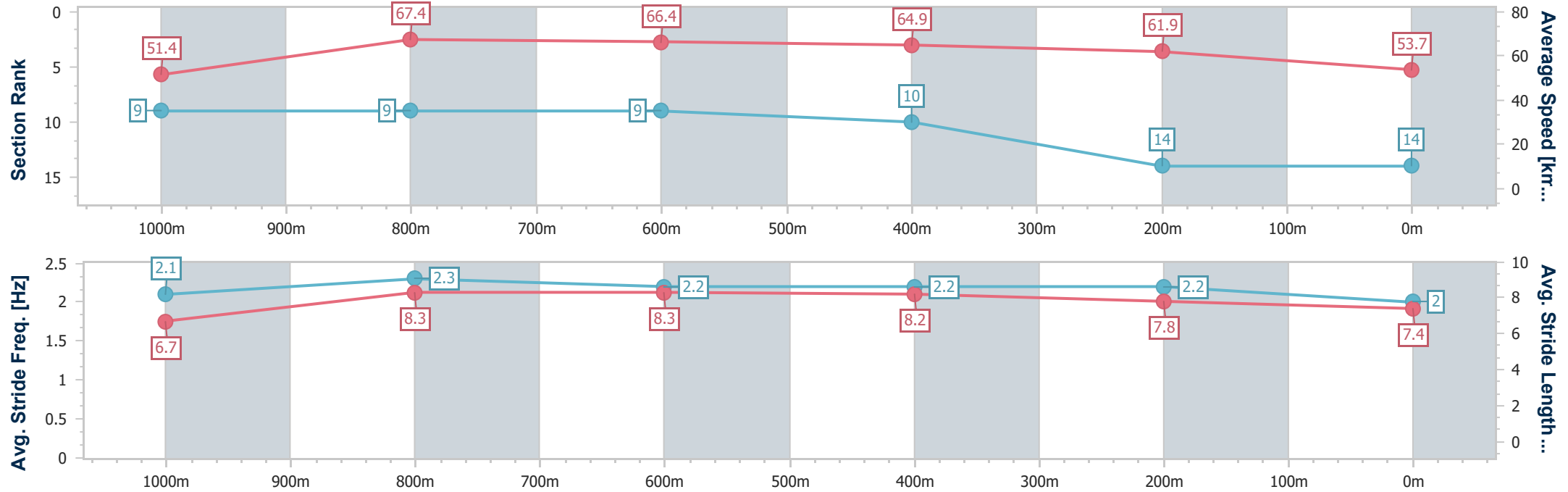


Eagle Farm QLD Professional
Race 3: XXXX Colts, Geldings and Entires BENCHMARK 78
Handicap - 1200m
03 May 2025 - 13:14
Track Rating: Soft, Weather: Fine, Rail Position: +7m Entire



BRISBANE
RACING CLUB

Section	Overall	1000m	800m	600m	400m	200m								
Section Times	1:12.35 [14] (0:14.06)	0:58.29 [9] (0:10.91)	0:47.38 [9] (0:11.09)	0:36.29 [9] (0:11.24)	0:25.05 [10] (0:11.64)	0:13.41 [14] (0:13.41)								
Average Speed [km/h]	51.4	67.4	66.4	64.9	61.9	53.7								
Top Speed [km/h]	67.1	67.9	67.3	66.4	64.2	58.3								
Avg. Dist. to Rail [m]	8.3	4.7	4.5	3.3	4.3	4.2								
Avg. Stride Freq. [Hz]	2.1	2.3	2.2	2.2	2.2	2.0								
Avg. Stride Length [m]	6.7	8.3	8.3	8.2	7.8	7.4								





Eagle Farm QLD Professional

Race 4: THE STAR BENCHMARK 90 Handicap - 1835m

03 May 2025 - 13:48



BRISBANE
RACING CLUB

Track Rating: Soft, Weather: Fine, Rail Position: +7m Entire

Section						Overall	1600m	1400m	1200m	1000m	800m	600m	Last 600m		
Field Times						1:51.07 (0:16.04)	1:35.03 (0:11.42)	1:23.61 (0:11.67)	1:11.94 (0:12.23)	0:59.71 (0:12.50)	0:47.21 (0:12.33)	0:34.88 (0:11.48)	0:34.88		
Rank	TAB	Horse/Jockey	Barrier	Top Speed [km/h]	Fastest Section										Distance Travelled [m]
1	1	RISING PACIFIC	8	68.2	0:10.84	1:51.07 [1]	1:34.30 [9]	1:22.51 [8]	1:10.49 [8]	0:58.52 [8]	0:46.22 [8]	0:34.25 [8]	0:34.25		
		Andrew Mallyon		400m	400m	(0:16.77)	(0:11.79)	(0:12.02)	(0:11.97)	(0:12.30)	(0:11.97)	(0:11.56)			
2	3	MANZOICE	10	66.8	0:10.98	1:51.25 [2]	1:34.15 [11]	1:22.32 [11]	1:10.22 [12]	0:58.28 [12]	0:46.01 [11]	0:34.22 [11]	0:34.22	-2	
		Ryan Maloney		400m	400m	(0:17.10)	(0:11.83)	(0:12.10)	(0:11.94)	(0:12.27)	(0:11.79)	(0:11.57)			
3	12	THE RIGHT WAY	5	65.3	0:11.39	1:51.27 [3]	1:35.23 [1]	1:23.79 [2]	1:11.93 [2]	0:59.72 [2]	0:47.26 [2]	0:34.99 [2]	0:34.99	-11	
		Emily Lang		400m	600m	(0:16.04)	(0:11.44)	(0:11.86)	(0:12.21)	(0:12.46)	(0:12.27)	(0:11.39)			
4	10	YET HE MOVES	11	66.8	0:10.94	1:51.28 [4]	1:34.27 [10]	1:22.56 [10]	1:10.56 [10]	0:58.65 [9]	0:46.41 [9]	0:34.40 [10]	0:34.40	-5	
		Ron Stewart		400m	400m	(0:17.01)	(0:11.71)	(0:12.00)	(0:11.91)	(0:12.24)	(0:12.01)	(0:11.67)			
5	5	VICTORY WIN	2	65.3	0:11.21	1:51.29 [5]	1:34.87 [4]	1:23.23 [4]	1:11.31 [4]	0:59.32 [4]	0:47.06 [4]	0:34.97 [3]	0:34.97	-4	
		Craig Williams		400m	400m	(0:16.42)	(0:11.64)	(0:11.92)	(0:11.99)	(0:12.26)	(0:12.09)	(0:11.61)			
6	2	WARP SPEED	1	64.9	0:11.25	1:51.37 [6]	1:34.94 [5]	1:23.27 [5]	1:11.33 [5]	0:59.31 [5]	0:46.97 [5]	0:34.83 [6]	0:34.83	-9	
		Cody Collis		400m	400m	(0:16.43)	(0:11.67)	(0:11.94)	(0:12.02)	(0:12.34)	(0:12.14)	(0:11.75)			
7	9	DEMON DARB	9	67.5	0:11.23	1:51.54 [7]	1:35.11 [6]	1:23.19 [7]	1:11.19 [7]	0:59.22 [7]	0:46.87 [7]	0:34.92 [7]	0:34.92	+3	
		Bailey Wheeler		600m	400m	(0:16.43)	(0:11.92)	(0:12.00)	(0:11.97)	(0:12.35)	(0:11.95)	(0:11.41)			
8	11	KORUTO	12	65.9	0:11.11	1:51.69 [8]	1:34.52 [12]	1:22.66 [12]	1:10.70 [11]	0:58.76 [11]	0:46.44 [12]	0:34.52 [12]	0:34.52	-4	
		Angela Jones		400m	400m	(0:17.17)	(0:11.86)	(0:11.96)	(0:11.94)	(0:12.32)	(0:11.92)	(0:11.71)			
9	7	RED TOP	7	64.9	0:11.32	1:51.78 [9]	1:35.11 [7]	1:23.46 [6]	1:11.51 [6]	0:59.53 [6]	0:47.32 [6]	0:35.26 [5]	0:35.26	-5	
		Cejay Graham		400m	400m	(0:16.67)	(0:11.65)	(0:11.95)	(0:11.98)	(0:12.21)	(0:12.06)	(0:11.76)			
10	4	POLITICAL DEBATE	6	65.5	0:11.24	1:52.73 [10]	1:36.51 [3]	1:25.27 [1]	1:13.60 [1]	1:01.37 [1]	0:48.87 [1]	0:36.54 [1]	0:36.54	+2	
		Tim Clark		1600m	1600m	(0:16.22)	(0:11.24)	(0:11.67)	(0:12.23)	(0:12.50)	(0:12.33)	(0:11.72)			

Did Not Finish: Fleur Du Monde (#6)

Scratched: Twigman (#14), Naval Seal (#13), Step On Fire (#15)



Eagle Farm QLD Professional
Race 4: THE STAR BENCHMARK 90 Handicap - 1835m
03 May 2025 - 13:48



Track Rating: Soft, Weather: Fine, Rail Position: +7m Entire

Section					Overall	1600m	1400m	1200m	1000m	800m	600m	Last 600m		
Field Times					1:51.07 (0:16.04)	1:35.03 (0:11.42)	1:23.61 (0:11.67)	1:11.94 (0:12.23)	0:59.71 (0:12.50)	0:47.21 (0:12.33)	0:34.88 (0:11.48)	0:34.88		
Rank	TAB	Horse/Jockey	Barrier	Top Speed [km/h]	Fastest Section									Distance Travelled [m]
11	8	CAPRICE DES DIEUX	3	65.4	0:11.53	1:53.68 [11]	1:37.51 [2]	1:25.98 [3]	1:14.12 [3]	1:01.91 [3]	0:49.46 [3]	0:37.27 [4]	0:37.27	-6
		Robbie Dolan		1600m	1600m	(0:16.17)	(0:11.53)	(0:11.86)	(0:12.21)	(0:12.45)	(0:12.19)	(0:11.87)		

Did Not Finish: Fleur Du Monde (#6)

Scratched: Twigman (#14), Naval Seal (#13), Step On Fire (#15)



Eagle Farm QLD Professional
Race 4: THE STAR BENCHMARK 90 Handicap - 1835m
03 May 2025 - 13:48



Track Rating: Soft, Weather: Fine, Rail Position: +7m Entire

Section						400m	200m			Last 600m		
Field Times						0:23.40 (0:11.46)	0:11.94 (0:11.94)			0:34.88		
Rank	TAB	Horse/Jockey	Barrier	Top Speed [km/h]	Fastest Section			Margin			Distance Travelled [m]	
1	1	RISING PACIFIC	8	68.2	0:10.84	0:22.69 [8]	0:11.85 [3]	1:51.07			0:34.25	
		Andrew Mallyon		400m	400m	(0:10.84)	(0:11.85)					
2	3	MANZOICE	10	66.8	0:10.98	0:22.65 [10]	0:11.67 [7]	1.06L			0:34.22	-2
		Ryan Maloney		400m	400m	(0:10.98)	(0:11.67)					
3	12	THE RIGHT WAY	5	65.3	0:11.39	0:23.60 [1]	0:12.14 [1]	1.16L			0:34.99	-11
		Emily Lang		400m	600m	(0:11.46)	(0:12.14)					
4	10	YET HE MOVES	11	66.8	0:10.94	0:22.73 [9]	0:11.79 [5]	1.24L			0:34.40	-5
		Ron Stewart		400m	400m	(0:10.94)	(0:11.79)					
5	5	VICTORY WIN	2	65.3	0:11.21	0:23.36 [3]	0:12.15 [2]	1.28L			0:34.97	-4
		Craig Williams		400m	400m	(0:11.21)	(0:12.15)					
6	2	WARP SPEED	1	64.9	0:11.25	0:23.08 [7]	0:11.83 [6]	1.74L			0:34.83	-9
		Cody Collis		400m	400m	(0:11.25)	(0:11.83)					
7	9	DEMON DARB	9	67.5	0:11.23	0:23.51 [4]	0:12.28 [4]	2.74L			0:34.92	+3
		Bailey Wheeler		600m	400m	(0:11.23)	(0:12.28)					
8	11	KORUTO	12	65.9	0:11.11	0:22.81 [12]	0:11.70 [10]	3.63L			0:34.52	-4
		Angela Jones		400m	400m	(0:11.11)	(0:11.70)					
9	7	RED TOP	7	64.9	0:11.32	0:23.50 [6]	0:12.18 [8]	4.19L			0:35.26	-5
		Cejay Graham		400m	400m	(0:11.32)	(0:12.18)					
10	4	POLITICAL DEBATE	6	65.5	0:11.24	0:24.82 [2]	0:13.12 [9]	9.73L			0:36.54	+2
		Tim Clark		1600m	1600m	(0:11.70)	(0:13.12)					

Did Not Finish: Fleur Du Monde (#6)

Scratched: Twigman (#14), Naval Seal (#13), Step On Fire (#15)



Eagle Farm QLD Professional
Race 4: THE STAR BENCHMARK 90 Handicap - 1835m
03 May 2025 - 13:48



Track Rating: Soft, Weather: Fine, Rail Position: +7m Entire

Section		400m		200m		Last 600m	
Field Times		0:23.40 (0:11.46)		0:11.94 (0:11.94)		0:34.88	
Rank	TAB Horse/Jockey	Barrier	Top Speed [km/h]	Fastest Section	Margin		Distance Travelled [m]
11	8 CAPRICE DES DIEUX	3	65.4	0:11.53	0:25.40 [5]	0:13.62 [11]	15.33L
	Robbie Dolan		1600m	1600m	(0:11.78)	(0:13.62)	
						0:37.27	-6

Did Not Finish: Fleur Du Monde (#6)

Scratched: Twigman (#14), Naval Seal (#13), Step On Fire (#15)



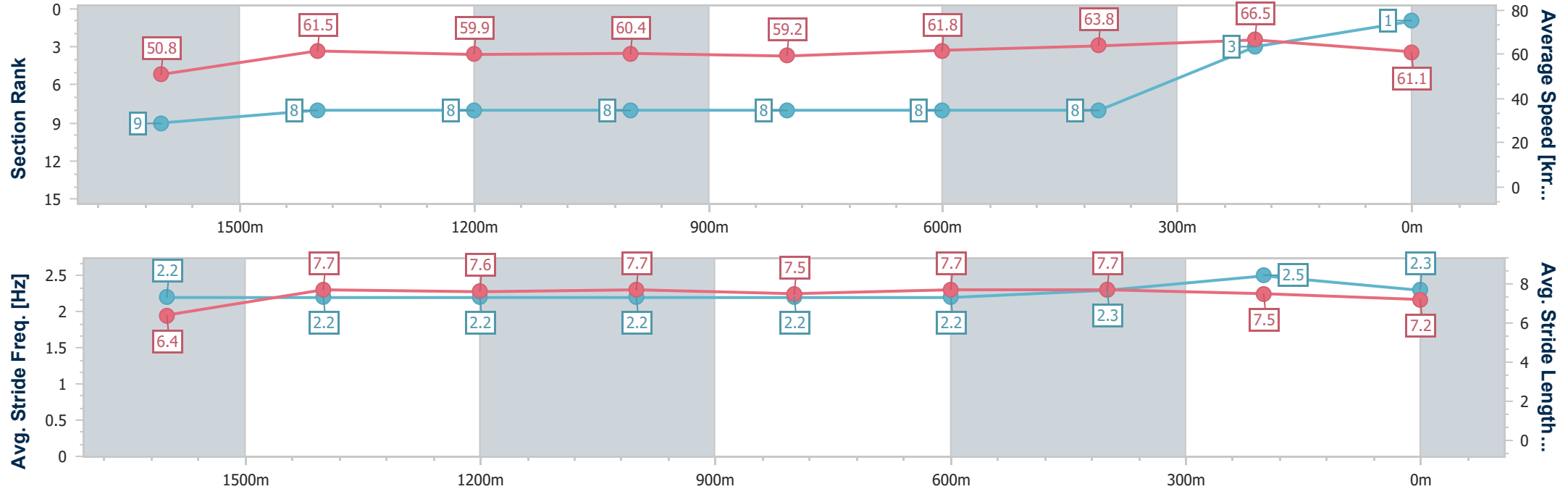
Horse/Jockey Name	Rising Pacific
Final Rank	1
Fastest Section Time (Section)	0:10.84 (400m)
Top Speed [km/h] (Section)	68.2 (400m)
Race State	Finished



Eagle Farm QLD Professional
Race 4: THE STAR BENCHMARK 90 Handicap - 1835m
03 May 2025 - 13:48
Track Rating: Soft, Weather: Fine, Rail Position: +7m Entire



Section	Overall	1600m	1400m	1200m	1000m	800m	600m	400m	200m				
Section Times	1:51.07 [1] (0:16.77)	1:34.30 [9] (0:11.79)	1:22.51 [8] (0:12.02)	1:10.49 [8] (0:11.97)	0:58.52 [8] (0:12.30)	0:46.22 [8] (0:11.97)	0:34.25 [8] (0:11.56)	0:22.69 [8] (0:10.84)	0:11.85 [3] (0:11.85)				
Average Speed [km/h]	50.8	61.5	59.9	60.4	59.2	61.8	63.8	66.5	61.1				
Top Speed [km/h]	60.9	62.1	62.0	60.9	60.6	62.8	67.5	68.2	64.7				
Avg. Dist. to Rail [m]	4.2	1.5	1.7	2.6	3.4	5.2	5.2	7.5	6.3				
Avg. Stride Freq. [Hz]	2.2	2.2	2.2	2.2	2.2	2.2	2.3	2.5	2.3				
Avg. Stride Length [m]	6.4	7.7	7.6	7.7	7.5	7.7	7.7	7.5	7.2				



[] Ranking at each section and finish
-.-.- No data available at this section
NA No data available



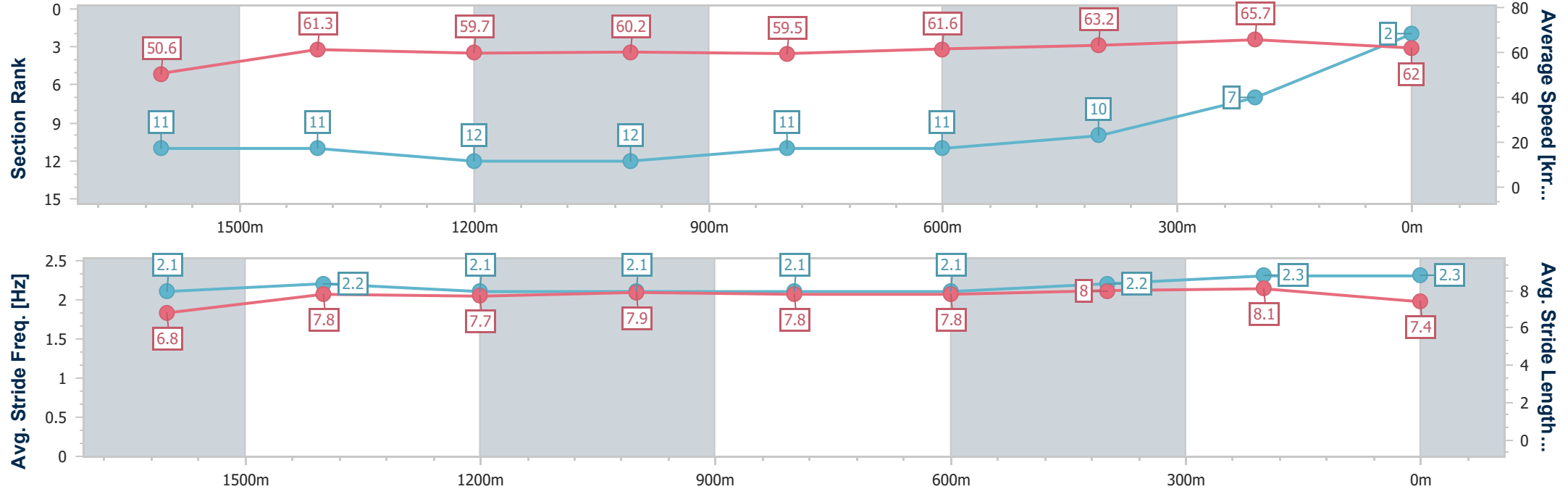
Horse/Jockey Name	Manzoice
Final Rank	2
Fastest Section Time (Section)	0:10.98 (400m)
Top Speed [km/h] (Section)	66.8 (400m)
Race State	Finished



Eagle Farm QLD Professional
Race 4: THE STAR BENCHMARK 90 Handicap - 1835m
03 May 2025 - 13:48
Track Rating: Soft, Weather: Fine, Rail Position: +7m Entire



Section	Overall	1600m	1400m	1200m	1000m	800m	600m	400m	200m				
Section Times	1:51.25 [2] (0:17.10)	1:34.15 [11] (0:11.83)	1:22.32 [11] (0:12.10)	1:10.22 [12] (0:11.94)	0:58.28 [12] (0:12.27)	0:46.01 [11] (0:11.79)	0:34.22 [11] (0:11.57)	0:22.65 [10] (0:10.98)	0:11.67 [7] (0:11.67)				
Average Speed [km/h]	50.6	61.3	59.7	60.2	59.5	61.6	63.2	65.7	62.0				
Top Speed [km/h]	61.5	62.1	61.5	60.8	60.3	63.1	65.7	66.8	64.0				
Avg. Dist. to Rail [m]	8.1	1.9	2.0	2.3	2.3	2.6	3.5	5.5	6.4				
Avg. Stride Freq. [Hz]	2.1	2.2	2.1	2.1	2.1	2.1	2.2	2.3	2.3				
Avg. Stride Length [m]	6.8	7.8	7.7	7.9	7.8	7.8	8.0	8.1	7.4				





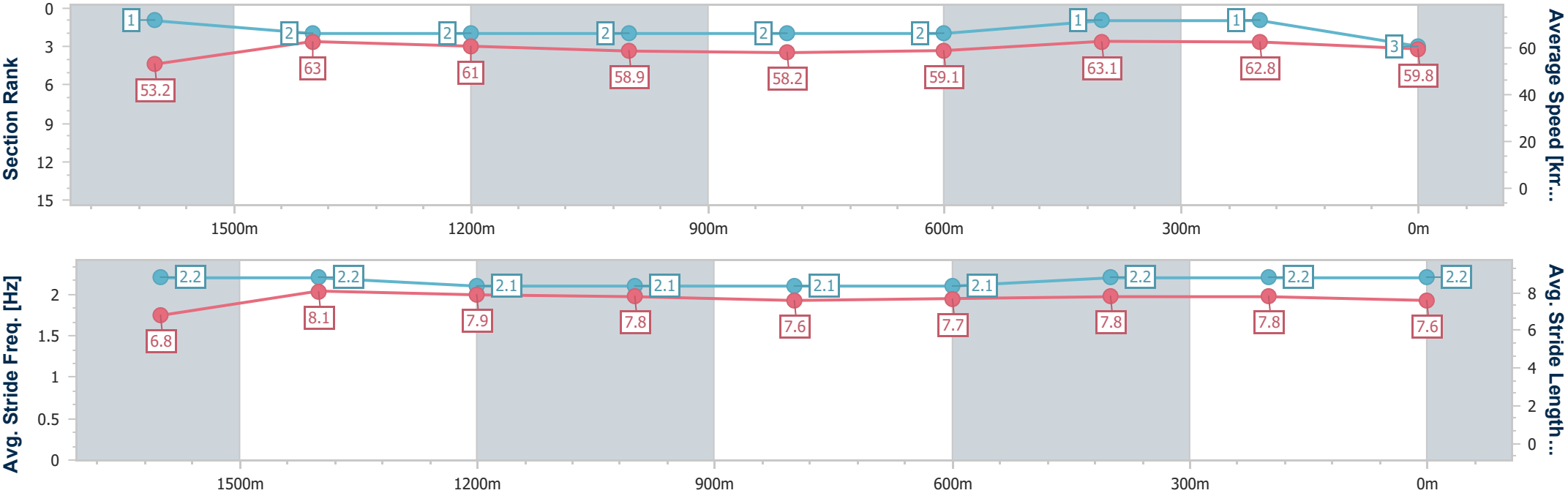
Horse/Jockey Name	The Right Way
Final Rank	3
Fastest Section Time (Section)	0:11.39 (600m)
Top Speed [km/h] (Section)	65.3 (400m)
Race State	Finished



Eagle Farm QLD Professional
Race 4: THE STAR BENCHMARK 90 Handicap - 1835m
03 May 2025 - 13:48
Track Rating: Soft, Weather: Fine, Rail Position: +7m Entire



Section	Overall	1600m	1400m	1200m	1000m	800m	600m	400m	200m				
Section Times	1:51.27 [3] (0:16.04)	1:35.23 [1] (0:11.44)	1:23.79 [2] (0:11.86)	1:11.93 [2] (0:12.21)	0:59.72 [2] (0:12.46)	0:47.26 [2] (0:12.27)	0:34.99 [2] (0:11.39)	0:23.60 [1] (0:11.46)	0:12.14 [1] (0:12.14)				
Average Speed [km/h]	53.2	63.0	61.0	58.9	58.2	59.1	63.1	62.8	59.8				
Top Speed [km/h]	63.6	63.3	63.1	59.5	59.2	59.5	65.3	65.3	60.8				
Avg. Dist. to Rail [m]	4.0	1.0	1.4	2.2	1.4	1.2	0.3	1.4	3.1				
Avg. Stride Freq. [Hz]	2.2	2.2	2.1	2.1	2.1	2.1	2.2	2.2	2.2				
Avg. Stride Length [m]	6.8	8.1	7.9	7.8	7.6	7.7	7.8	7.8	7.6				





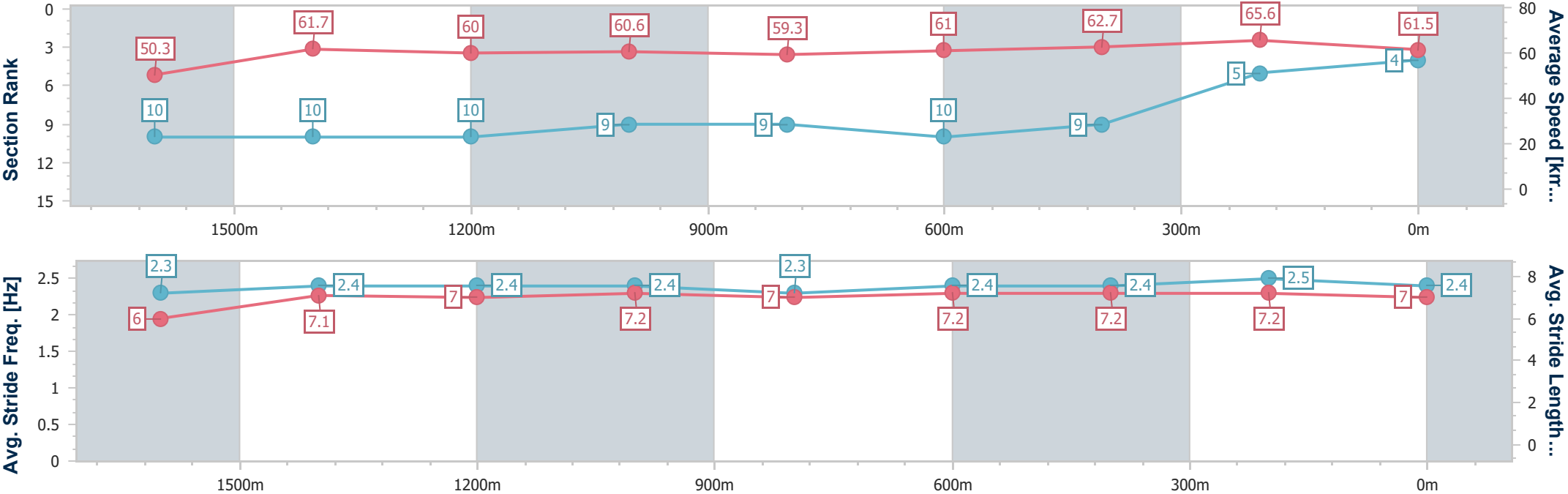
Horse/Jockey Name	Yet He Moves
Final Rank	4
Fastest Section Time (Section)	0:10.94 (400m)
Top Speed [km/h] (Section)	66.8 (400m)
Race State	Finished



Eagle Farm QLD Professional
Race 4: THE STAR BENCHMARK 90 Handicap - 1835m
03 May 2025 - 13:48
Track Rating: Soft, Weather: Fine, Rail Position: +7m Entire



Section	Overall	1600m	1400m	1200m	1000m	800m	600m	400m	200m				
Section Times	1:51.28 [4] (0:17.01)	1:34.27 [10] (0:11.71)	1:22.56 [10] (0:12.00)	1:10.56 [10] (0:11.91)	0:58.65 [9] (0:12.24)	0:46.41 [9] (0:12.01)	0:34.40 [10] (0:11.67)	0:22.73 [9] (0:10.94)	0:11.79 [5] (0:11.79)				
Average Speed [km/h]	50.3	61.7	60.0	60.6	59.3	61.0	62.7	65.6	61.5				
Top Speed [km/h]	62.0	63.2	62.9	61.7	61.2	62.7	64.7	66.8	64.8				
Avg. Dist. to Rail [m]	6.4	0.8	0.6	1.3	1.9	3.3	3.0	5.2	7.4				
Avg. Stride Freq. [Hz]	2.3	2.4	2.4	2.4	2.3	2.4	2.4	2.5	2.4				
Avg. Stride Length [m]	6.0	7.1	7.0	7.2	7.0	7.2	7.2	7.2	7.0				





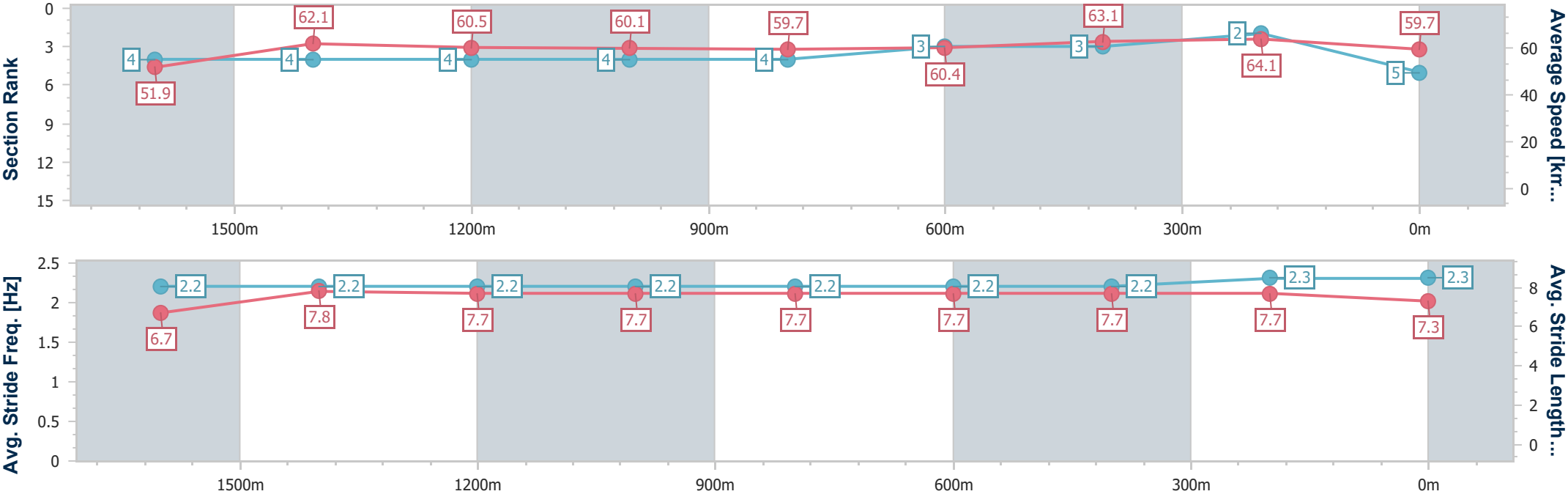
Horse/Jockey Name	Victory Win
Final Rank	5
Fastest Section Time (Section)	0:11.21 (400m)
Top Speed [km/h] (Section)	65.3 (400m)
Race State	Finished



Eagle Farm QLD Professional
Race 4: THE STAR BENCHMARK 90 Handicap - 1835m
03 May 2025 - 13:48
Track Rating: Soft, Weather: Fine, Rail Position: +7m Entire



Section	Overall	1600m	1400m	1200m	1000m	800m	600m	400m	200m				
Section Times	1:51.29 [5] (0:16.42)	1:34.87 [4] (0:11.64)	1:23.23 [4] (0:11.92)	1:11.31 [4] (0:11.99)	0:59.32 [4] (0:12.26)	0:47.06 [4] (0:12.09)	0:34.97 [3] (0:11.61)	0:23.36 [3] (0:11.21)	0:12.15 [2] (0:12.15)				
Average Speed [km/h]	51.9	62.1	60.5	60.1	59.7	60.4	63.1	64.1	59.7				
Top Speed [km/h]	62.4	63.1	61.4	60.7	60.8	61.8	64.8	65.3	63.5				
Avg. Dist. to Rail [m]	3.0	2.0	1.7	2.5	3.3	3.3	3.2	6.2	5.3				
Avg. Stride Freq. [Hz]	2.2	2.2	2.2	2.2	2.2	2.2	2.2	2.3	2.3				
Avg. Stride Length [m]	6.7	7.8	7.7	7.7	7.7	7.7	7.7	7.7	7.3				





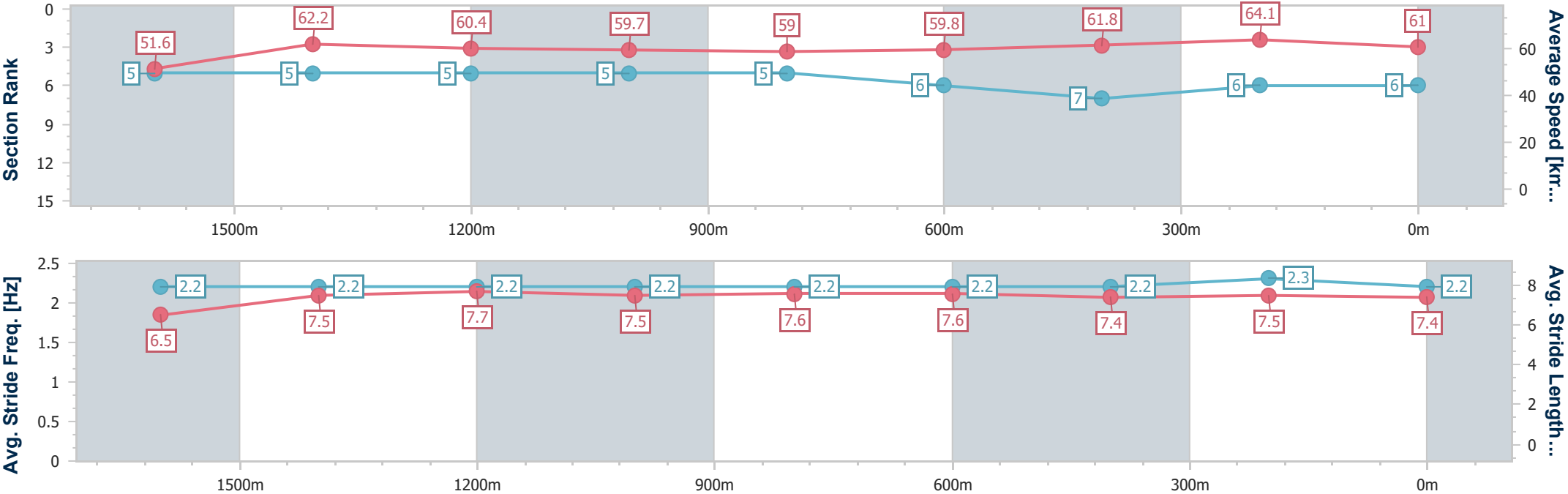
Horse/Jockey Name	Warp Speed
Final Rank	6
Fastest Section Time (Section)	0:11.25 (400m)
Top Speed [km/h] (Section)	64.9 (400m)
Race State	Finished



Eagle Farm QLD Professional
Race 4: THE STAR BENCHMARK 90 Handicap - 1835m
03 May 2025 - 13:48
Track Rating: Soft, Weather: Fine, Rail Position: +7m Entire



Section	Overall	1600m	1400m	1200m	1000m	800m	600m	400m	200m				
Section Times	1:51.37 [6] (0:16.43)	1:34.94 [5] (0:11.67)	1:23.27 [5] (0:11.94)	1:11.33 [5] (0:12.02)	0:59.31 [5] (0:12.34)	0:46.97 [5] (0:12.14)	0:34.83 [6] (0:11.75)	0:23.08 [7] (0:11.25)	0:11.83 [6] (0:11.83)				
Average Speed [km/h]	51.6	62.2	60.4	59.7	59.0	59.8	61.8	64.1	61.0				
Top Speed [km/h]	61.9	62.7	61.4	60.6	59.7	60.6	64.5	64.9	63.0				
Avg. Dist. to Rail [m]	2.6	1.0	0.7	1.4	1.8	2.2	1.7	2.0	1.2				
Avg. Stride Freq. [Hz]	2.2	2.2	2.2	2.2	2.2	2.2	2.2	2.3	2.2				
Avg. Stride Length [m]	6.5	7.5	7.7	7.5	7.6	7.6	7.4	7.5	7.4				





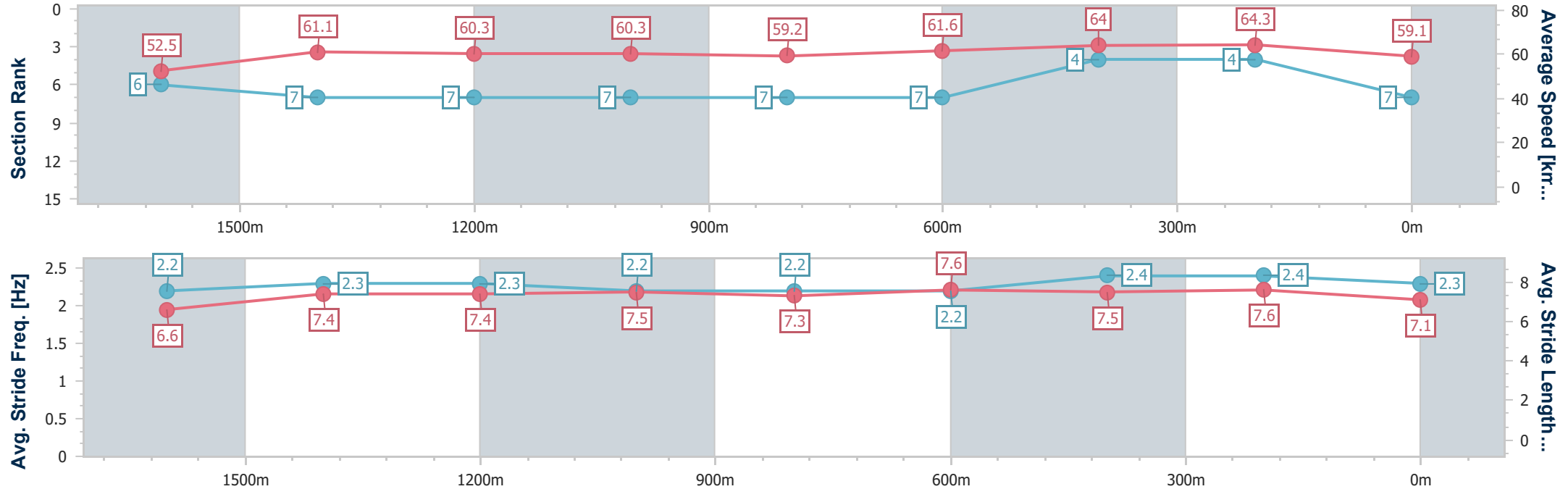
Horse/Jockey Name	Demon Darb
Final Rank	7
Fastest Section Time (Section)	0:11.23 (400m)
Top Speed [km/h] (Section)	67.5 (600m)
Race State	Finished



Eagle Farm QLD Professional
Race 4: THE STAR BENCHMARK 90 Handicap - 1835m
03 May 2025 - 13:48
Track Rating: Soft, Weather: Fine, Rail Position: +7m Entire



Section	Overall	1600m	1400m	1200m	1000m	800m	600m	400m	200m				
Section Times	1:51.54 [7] (0:16.43)	1:35.11 [6] (0:11.92)	1:23.19 [7] (0:12.00)	1:11.19 [7] (0:11.97)	0:59.22 [7] (0:12.35)	0:46.87 [7] (0:11.95)	0:34.92 [7] (0:11.41)	0:23.51 [4] (0:11.23)	0:12.28 [4] (0:12.28)				
Average Speed [km/h]	52.5	61.1	60.3	60.3	59.2	61.6	64.0	64.3	59.1				
Top Speed [km/h]	64.1	62.3	61.1	60.9	60.1	62.2	67.5	66.7	62.3				
Avg. Dist. to Rail [m]	6.6	4.2	3.4	3.5	3.4	4.4	3.8	4.7	5.6				
Avg. Stride Freq. [Hz]	2.2	2.3	2.3	2.2	2.2	2.2	2.4	2.4	2.3				
Avg. Stride Length [m]	6.6	7.4	7.4	7.5	7.3	7.6	7.5	7.6	7.1				





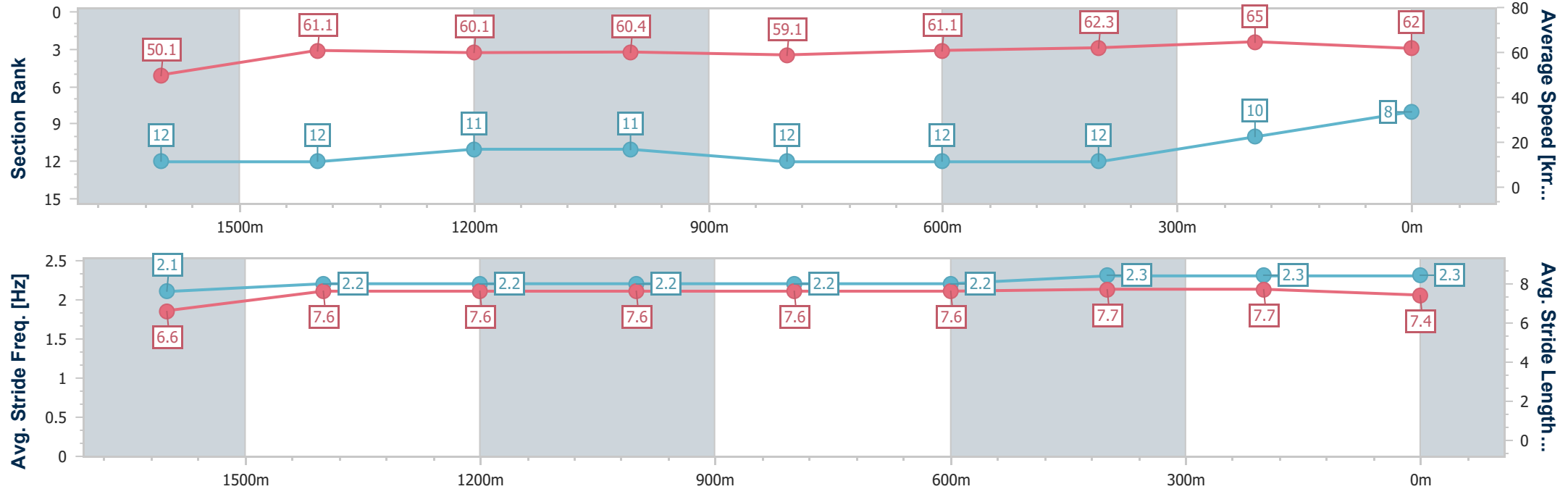
Horse/Jockey Name	Koruto
Final Rank	8
Fastest Section Time (Section)	0:11.11 (400m)
Top Speed [km/h] (Section)	65.9 (400m)
Race State	Finished



Eagle Farm QLD Professional
Race 4: THE STAR BENCHMARK 90 Handicap - 1835m
03 May 2025 - 13:48
Track Rating: Soft, Weather: Fine, Rail Position: +7m Entire



Section	Overall	1600m	1400m	1200m	1000m	800m	600m	400m	200m				
Section Times	1:51.69 [8] (0:17.17)	1:34.52 [12] (0:11.86)	1:22.66 [12] (0:11.96)	1:10.70 [11] (0:11.94)	0:58.76 [11] (0:12.32)	0:46.44 [12] (0:11.92)	0:34.52 [12] (0:11.71)	0:22.81 [12] (0:11.11)	0:11.70 [10] (0:11.70)				
Average Speed [km/h]	50.1	61.1	60.1	60.4	59.1	61.1	62.3	65.0	62.0				
Top Speed [km/h]	62.1	62.9	63.1	60.7	59.6	63.0	64.9	65.9	64.2				
Avg. Dist. to Rail [m]	7.7	0.6	0.8	1.5	2.3	3.1	2.5	5.2	3.7				
Avg. Stride Freq. [Hz]	2.1	2.2	2.2	2.2	2.2	2.2	2.3	2.3	2.3				
Avg. Stride Length [m]	6.6	7.6	7.6	7.6	7.6	7.6	7.7	7.7	7.4				





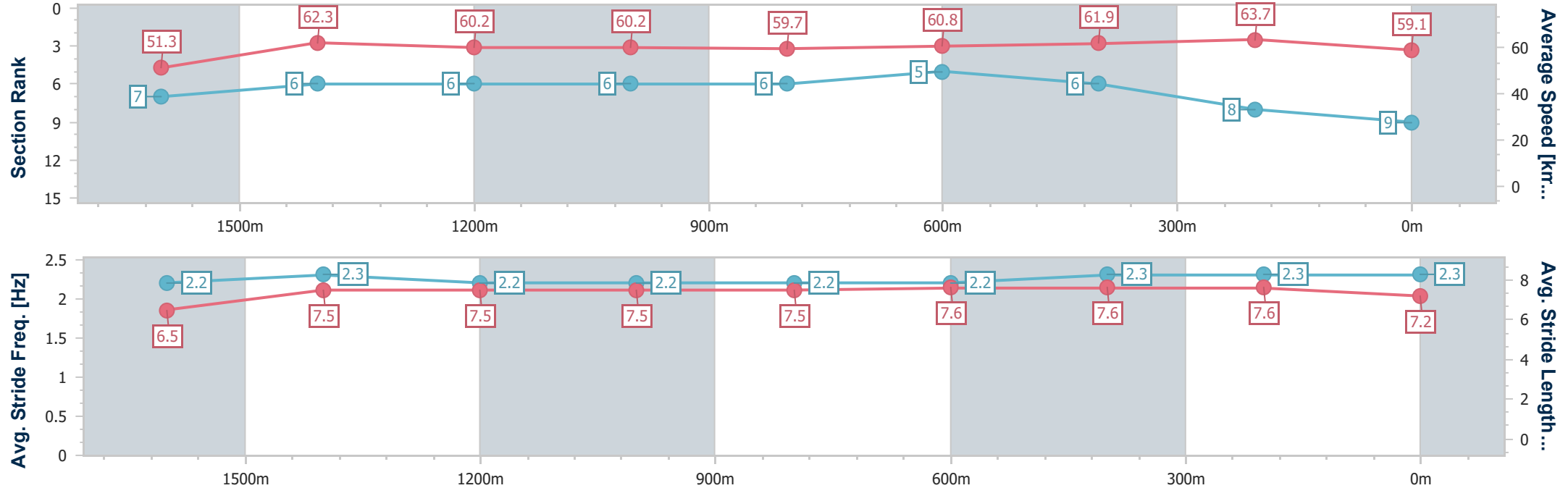
Horse/Jockey Name	Red Top
Final Rank	9
Fastest Section Time (Section)	0:11.32 (400m)
Top Speed [km/h] (Section)	64.9 (400m)
Race State	Finished



Eagle Farm QLD Professional
Race 4: THE STAR BENCHMARK 90 Handicap - 1835m
03 May 2025 - 13:48
Track Rating: Soft, Weather: Fine, Rail Position: +7m Entire



Section	Overall	1600m	1400m	1200m	1000m	800m	600m	400m	200m				
Section Times	1:51.78 [9] (0:16.67)	1:35.11 [7] (0:11.65)	1:23.46 [6] (0:11.95)	1:11.51 [6] (0:11.98)	0:59.53 [6] (0:12.21)	0:47.32 [6] (0:12.06)	0:35.26 [5] (0:11.76)	0:23.50 [6] (0:11.32)	0:12.18 [8] (0:12.18)				
Average Speed [km/h]	51.3	62.3	60.2	60.2	59.7	60.8	61.9	63.7	59.1				
Top Speed [km/h]	61.7	62.9	61.9	60.7	60.9	61.1	63.9	64.9	62.2				
Avg. Dist. to Rail [m]	5.0	1.6	1.5	1.8	2.4	3.8	2.6	3.6	4.3				
Avg. Stride Freq. [Hz]	2.2	2.3	2.2	2.2	2.2	2.2	2.3	2.3	2.3				
Avg. Stride Length [m]	6.5	7.5	7.5	7.5	7.5	7.6	7.6	7.6	7.2				





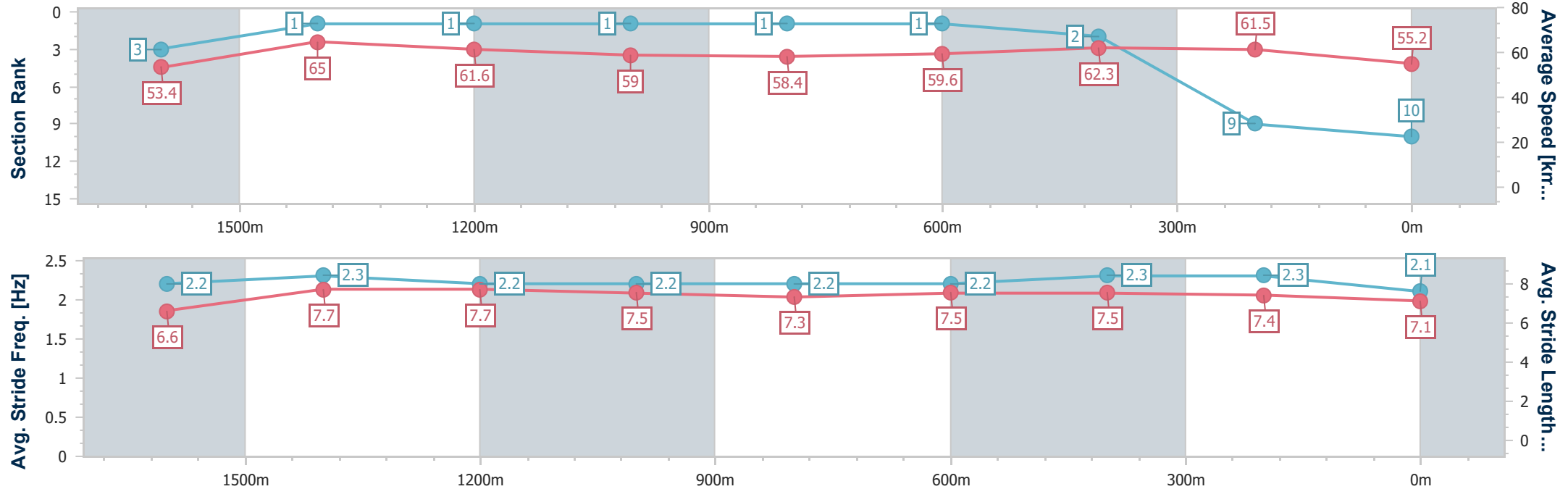
Horse/Jockey Name	Political Debate
Final Rank	10
Fastest Section Time (Section)	0:11.24 (1600m)
Top Speed [km/h] (Section)	65.5 (1600m)
Race State	Finished



Eagle Farm QLD Professional
Race 4: THE STAR BENCHMARK 90 Handicap - 1835m
03 May 2025 - 13:48
Track Rating: Soft, Weather: Fine, Rail Position: +7m Entire



Section	Overall	1600m	1400m	1200m	1000m	800m	600m	400m	200m				
Section Times	1:52.73 [10] (0:16.22)	1:36.51 [3] (0:11.24)	1:25.27 [1] (0:11.67)	1:13.60 [1] (0:12.23)	1:01.37 [1] (0:12.50)	0:48.87 [1] (0:12.33)	0:36.54 [1] (0:11.72)	0:24.82 [2] (0:11.70)	0:13.12 [9] (0:13.12)				
Average Speed [km/h]	53.4	65.0	61.6	59.0	58.4	59.6	62.3	61.5	55.2				
Top Speed [km/h]	64.7	65.5	64.4	59.7	59.2	60.7	64.4	63.5	59.6				
Avg. Dist. to Rail [m]	7.1	4.2	0.8	0.9	2.8	4.3	3.3	1.2	1.9				
Avg. Stride Freq. [Hz]	2.2	2.3	2.2	2.2	2.2	2.2	2.3	2.3	2.1				
Avg. Stride Length [m]	6.6	7.7	7.7	7.5	7.3	7.5	7.5	7.4	7.1				





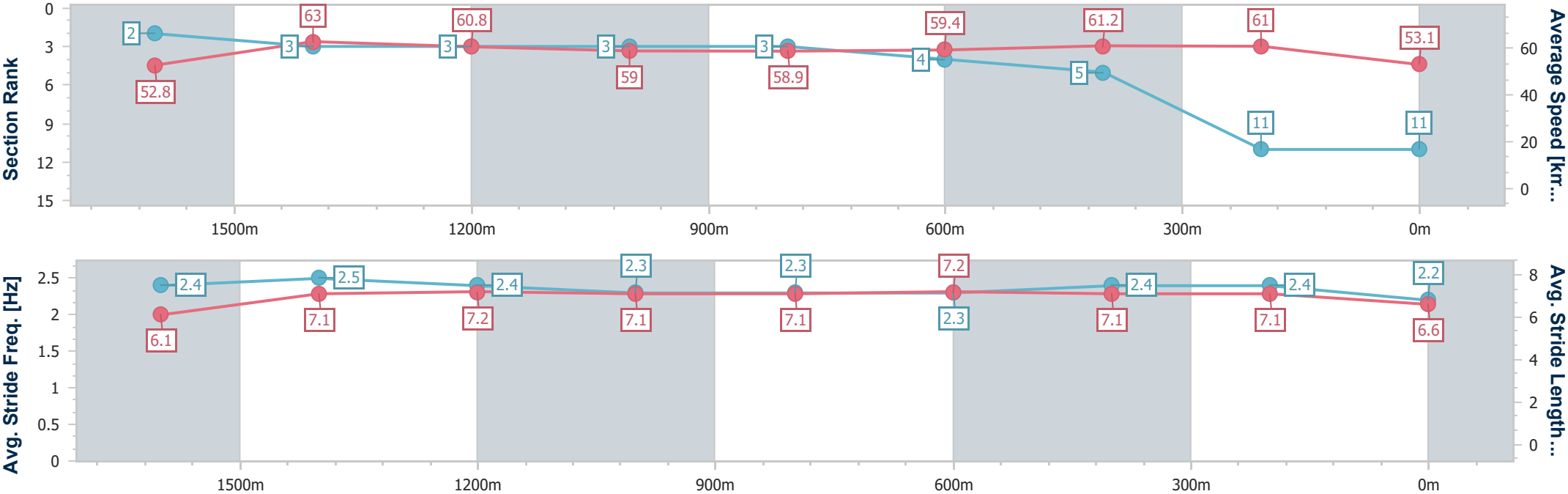
Horse/Jockey Name	Caprice Des Dieux
Final Rank	11
Fastest Section Time (Section)	0:11.53 (1600m)
Top Speed [km/h] (Section)	65.4 (1600m)
Race State	Finished



Eagle Farm QLD Professional
Race 4: THE STAR BENCHMARK 90 Handicap - 1835m
03 May 2025 - 13:48
Track Rating: Soft, Weather: Fine, Rail Position: +7m Entire



Section	Overall	1600m	1400m	1200m	1000m	800m	600m	400m	200m				
Section Times	1:53.68 [11] (0:16.17)	1:37.51 [2] (0:11.53)	1:25.98 [3] (0:11.86)	1:14.12 [3] (0:12.21)	1:01.91 [3] (0:12.45)	0:49.46 [3] (0:12.19)	0:37.27 [4] (0:11.87)	0:25.40 [5] (0:11.78)	0:13.62 [11] (0:13.62)				
Average Speed [km/h]	52.8	63.0	60.8	59.0	58.9	59.4	61.2	61.0	53.1				
Top Speed [km/h]	64.5	65.4	63.6	59.6	59.2	59.9	62.5	63.5	60.0				
Avg. Dist. to Rail [m]	3.3	2.7	2.3	2.6	2.8	2.4	1.5	3.5	2.1				
Avg. Stride Freq. [Hz]	2.4	2.5	2.4	2.3	2.3	2.3	2.4	2.4	2.2				
Avg. Stride Length [m]	6.1	7.1	7.2	7.1	7.1	7.2	7.1	7.1	6.6				





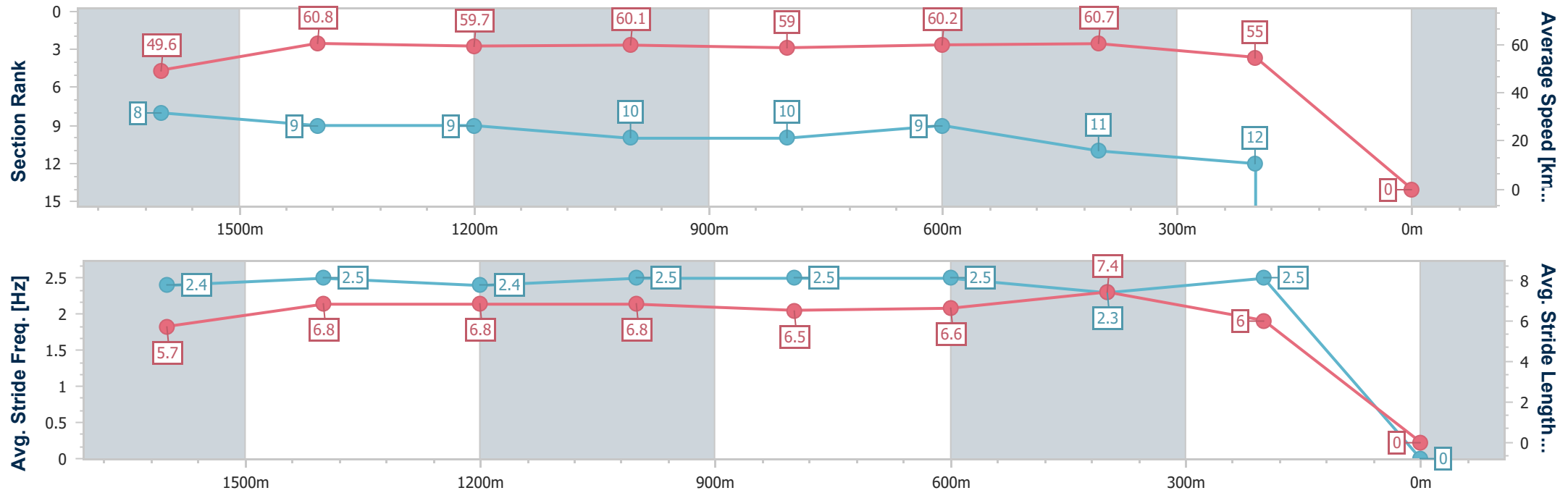
Horse/Jockey Name	Fleur Du Monde
Final Rank	2147483647
Fastest Section Time (Section)	0:11.85 (600m)
Top Speed [km/h] (Section)	62.5 (600m)
Race State	DidNotFinish



Eagle Farm QLD Professional
Race 4: THE STAR BENCHMARK 90 Handicap - 1835m
03 May 2025 - 13:48
Track Rating: Soft, Weather: Fine, Rail Position: +7m Entire



Section	Overall	1600m	1400m	1200m	1000m	800m	600m	400m	200m				
Section Times	0:00.00 [2147483647] 1 (0:16.75)	0:00.00 [8] (0:11.86)	0:00.00 [9] (0:12.05)	0:00.00 [9] (0:11.99)	0:00.00 [10] (0:12.22)	0:00.00 [10] (0:12.00)	0:00.00 [9] (0:11.85)	0:00.00 [11] (0:13.10)	-:--:-				
Average Speed [km/h]	49.6	60.8	59.7	60.1	59.0	60.2	60.7	55.0	0.0				
Top Speed [km/h]	62.3	61.6	61.5	61.4	61.5	61.9	62.5	61.7	--:-				
Avg. Dist. to Rail [m]	4.8	1.2	0.2	0.5	0.7	0.7	0.5	2.5	0.0				
Avg. Stride Freq. [Hz]	2.4	2.5	2.4	2.5	2.5	2.5	2.3	2.5	--:-				
Avg. Stride Length [m]	5.7	6.8	6.8	6.8	6.5	6.6	7.4	6.0	--:-				



[] Ranking at each section and finish
-:-:- No data available at this section
NA No data available

[] Ranking at each section and finish
-:-:- No data available at this section
NA No data available



Eagle Farm QLD Professional

Race 5: MORETON HIRE BENCHMARK 85 Handicap - 1400m

03 May 2025 - 14:23



BRISBANE
RACING CLUB

Track Rating: Good 4, Weather: Fine, Rail Position: +7m Entire

Section						Overall	1200m	1000m	800m	600m	400m	Last 600m	
Field Times						1:22.62 (0:13.43)	1:09.19 (0:10.96)	0:58.23 (0:11.10)	0:47.13 (0:12.77)	0:34.36 (0:11.60)	0:22.76 (0:11.02)	0:00.00	
Rank	TAB	Horse/Jockey	Barrier	Top Speed [km/h]	Fastest Section							Distance Travelled [m]	
1	10	TAVS	4	66.1	0:11.02	1:22.62 [1]	1:08.98 [5]	0:57.81 [3]	0:46.09 [4]	0:34.28 [3]	0:22.76 [1]	0:34.28	
		Noel Callow		1200m	400m	(0:13.64)	(0:11.17)	(0:11.72)	(0:11.81)	(0:11.52)	(0:11.02)		
2	14	REDZOUST	1	66.8	0:10.98	1:23.10 [2]	1:09.48 [4]	0:58.12 [6]	0:46.17 [6]	0:34.29 [6]	0:22.82 [6]	0:34.29 +4	
		Cejay Graham		400m	400m	(0:13.62)	(0:11.36)	(0:11.95)	(0:11.88)	(0:11.47)	(0:10.98)		
3	4	SECRET PLAN	6	69.0	0:10.96	1:23.36 [3]	1:09.93 [1]	0:58.97 [1]	0:46.97 [3]	0:35.10 [2]	0:23.46 [2]	0:35.10 +2	
		Cody Collis		1200m	1200m	(0:13.43)	(0:10.96)	(0:12.00)	(0:11.87)	(0:11.64)	(0:11.35)		
4	3	SUBSTANTIAL	5	66.5	0:11.25	1:23.39 [4]	1:09.83 [3]	0:58.55 [4]	0:46.76 [5]	0:34.90 [4]	0:23.19 [5]	0:34.90 +6	
		Tim Clark		1200m	400m	(0:13.56)	(0:11.28)	(0:11.79)	(0:11.86)	(0:11.71)	(0:11.25)		
5	7	FELIX THE SCAT	10	88.1	0:10.26	1:23.45 [5]	1:09.48 [7]	0:58.22 [7]	0:47.96 [1]	0:34.60 [8]	0:23.07 [7]	0:34.60 +8	
		Mark Du Plessis		1000m	1000m	(0:13.97)	(0:11.26)	(0:10.26)	(0:13.36)	(0:11.53)	(0:11.06)		
6	11	ANEMACORE	2	65.7	0:11.27	1:23.53 [6]	1:09.35 [8]	0:58.08 [8]	0:46.35 [8]	0:34.63 [9]	0:23.10 [8]	0:34.63 +5	
		Robbie Dolan		400m	1200m	(0:14.18)	(0:11.27)	(0:11.73)	(0:11.72)	(0:11.53)	(0:11.32)		
7	9	NOAH 'N' A DEEL	11	66.3	0:11.12	1:23.62 [7]	1:09.25 [9]	0:58.09 [9]	0:46.23 [10]	0:34.58 [10]	0:22.98 [10]	0:34.58 +11	
		Martin Harley		400m	400m	(0:14.37)	(0:11.16)	(0:11.86)	(0:11.65)	(0:11.60)	(0:11.12)		
8	6	CADETSHIP	3	65.6	0:11.26	1:23.80 [8]	1:10.12 [6]	0:58.86 [5]	0:46.84 [7]	0:35.20 [5]	0:23.63 [4]	0:35.20 +7	
		Craig Williams		1200m	1200m	(0:13.68)	(0:11.26)	(0:12.02)	(0:11.64)	(0:11.57)	(0:11.27)		
9	2	MISSISSIPPI PRINCE	9	65.5	0:11.19	1:24.14 [9]	1:09.47 [10]	0:58.28 [10]	0:46.90 [9]	0:35.33 [7]	0:23.65 [9]	0:35.33 +10	
		Emily Lang		1200m	1200m	(0:14.67)	(0:11.19)	(0:11.38)	(0:11.57)	(0:11.68)	(0:11.33)		
10	8	FLASHING STEEL	8	Data was not able to be tracked for this horse		-:-:-	-:-:-	-:-:-	-:-:-	-:-:-	-:-:-	-:-:-	
		Andrew Mallyon											

Scratched: En Pointe (#12), Lost In Transit (#1), Tojaki (#13)

Report Created: Sat 3 May 2025 17:01 GMT+10

(Note: Timing is based on position data)

Page 1/15

[] Ranking at each section and finish
-:-:- No data available at this section
NA No data available

SCN Saddle cloth number
DNF Did not finish
DNT Did not track

data processed by  TRIPLESDATA



Eagle Farm QLD Professional

Race 5: MORETON HIRE BENCHMARK 85 Handicap - 1400m

03 May 2025 - 14:23



BRISBANE
RACING CLUB

Track Rating: Good 4, Weather: Fine, Rail Position: +7m Entire

Section					Overall	1200m	1000m	800m	600m	400m	Last 600m		
Field Times					1:22.62 (0:13.43)	1:09.19 (0:10.96)	0:58.23 (0:11.10)	0:47.13 (0:12.77)	0:34.36 (0:11.60)	0:22.76 (0:11.02)	0:00.00		
Rank	TAB	Horse/Jockey	Barrier	Top Speed [km/h]	Fastest Section								Distance Travelled [m]
11	5	BLAKMAX	7	67.3	0:11.03	1:24.75 [11]	1:11.24 [2]	1:00.21 [2]	0:48.40 [2]	0:36.49 [1]	0:24.72 [3]	0:36.49	+6
		Ryan Maloney		1200m	1200m	(0:13.51)	(0:11.03)	(0:11.81)	(0:11.91)	(0:11.77)	(0:11.60)		

Scratched: En Pointe (#12), Lost In Transit (#1), Tojaki (#13)



Eagle Farm QLD Professional
Race 5: MORETON HIRE BENCHMARK 85 Handicap - 1400m
03 May 2025 - 14:23



Track Rating: Good 4, Weather: Fine, Rail Position: +7m Entire

Section Field Times						200m 0:11.74 (0:11.74)			Last 600m 0:00.00		
Rank	TAB	Horse/Jockey	Barrier	Top Speed [km/h]	Fastest Section	Margin	Margin			Distance Travelled [m]	
1	10	TAVS	4	66.1	0:11.02	0:11.74 [1]	1:22.62		0:34.28		
		Noel Callow		1200m	400m	(0:11.74)					
2	14	REDZOUST	1	66.8	0:10.98	0:11.84 [3]	2.84L		0:34.29		+4
		Cejay Graham		400m	400m	(0:11.84)					
3	4	SECRET PLAN	6	69.0	0:10.96	0:12.11 [2]	4.34L		0:35.10		+2
		Cody Collis		1200m	1200m	(0:12.11)					
4	3	SUBSTANTIAL	5	66.5	0:11.25	0:11.94 [6]	4.53L		0:34.90		+6
		Tim Clark		1200m	400m	(0:11.94)					
5	7	FELIX THE SCAT	10	88.1	0:10.26	0:12.01 [5]	4.89L		0:34.60		+8
		Mark Du Plessis		1000m	1000m	(0:12.01)					
6	11	ANEMACORE	2	65.7	0:11.27	0:11.78 [8]	5.38L		0:34.63		+5
		Robbie Dolan		400m	1200m	(0:11.78)					
7	9	NOAH 'N' A DEEL	11	66.3	0:11.12	0:11.86 [9]	5.87L		0:34.58		+11
		Martin Harley		400m	400m	(0:11.86)					
8	6	CADETSHIP	3	65.6	0:11.26	0:12.36 [4]	6.93L		0:35.20		+7
		Craig Williams		1200m	1200m	(0:12.36)					
9	2	MISSISSIPPI PRINCE	9	65.5	0:11.19	0:12.32 [10]	8.95L		0:35.33		+10
		Emily Lang		1200m	1200m	(0:12.32)					
10	8	FLASHING STEEL	8	Data was not able to be tracked for this horse		---	9.42L		---		---
		Andrew Mallyon									

Scratched: En Pointe (#12), Lost In Transit (#1), Tojaki (#13)



Eagle Farm QLD Professional
Race 5: MORETON HIRE BENCHMARK 85 Handicap - 1400m
03 May 2025 - 14:23



Track Rating: Good 4, Weather: Fine, Rail Position: +7m Entire

Section					200m	Last 600m			
Field Times					0:11.74 (0:11.74)	0:00.00			
Rank	TAB	Horse/Jockey	Barrier	Top Speed [km/h]	Fastest Section	Margin	Distance Travelled [m]		
11	5	BLAKMAX	7	67.3	0:11.03	0:13.12 [7]	12.54L	0:36.49	
		Ryan Maloney		1200m	1200m	(0:13.12)			

Scratched: En Pointe (#12), Lost In Transit (#1), Tojaki (#13)



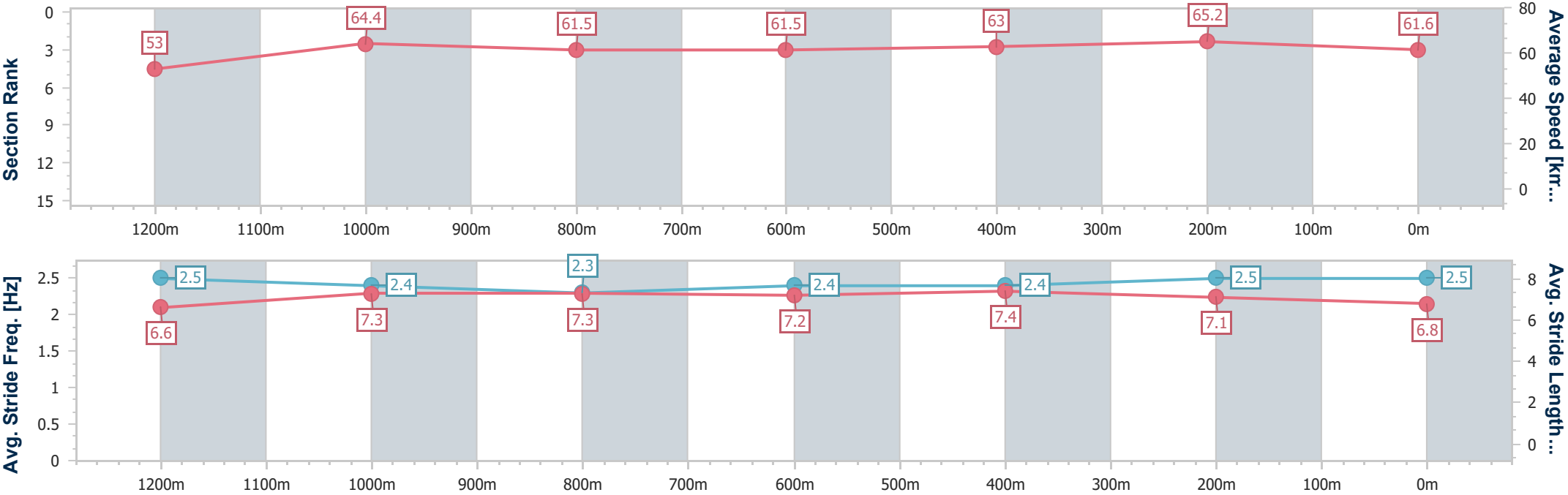
Horse/Jockey Name	Tavs
Final Rank	1
Fastest Section Time (Section)	0:11.02 (400m)
Top Speed [km/h] (Section)	66.1 (1200m)
Race State	Finished



Eagle Farm QLD Professional
Race 5: MORETON HIRE BENCHMARK 85 Handicap - 1400m
03 May 2025 - 14:23
Track Rating: Good 4, Weather: Fine, Rail Position: +7m Entire



Section	Overall	1200m	1000m	800m	600m	400m	200m						
Section Times	1:22.62 [1] (0:13.64)	1:08.98 [5] (0:11.17)	0:57.81 [3] (0:11.72)	0:46.09 [4] (0:11.81)	0:34.28 [3] (0:11.52)	0:22.76 [1] (0:11.02)	0:11.74 [1] (0:11.74)						
Average Speed [km/h]	53.0	64.4	61.5	61.5	63.0	65.2	61.6						
Top Speed [km/h]	65.0	66.1	62.3	62.1	65.2	65.9	64.3						
Avg. Dist. to Rail [m]	3.7	1.7	0.6	0.9	2.0	5.4	3.7						
Avg. Stride Freq. [Hz]	2.5	2.4	2.3	2.4	2.4	2.5	2.5						
Avg. Stride Length [m]	6.6	7.3	7.3	7.2	7.4	7.1	6.8						





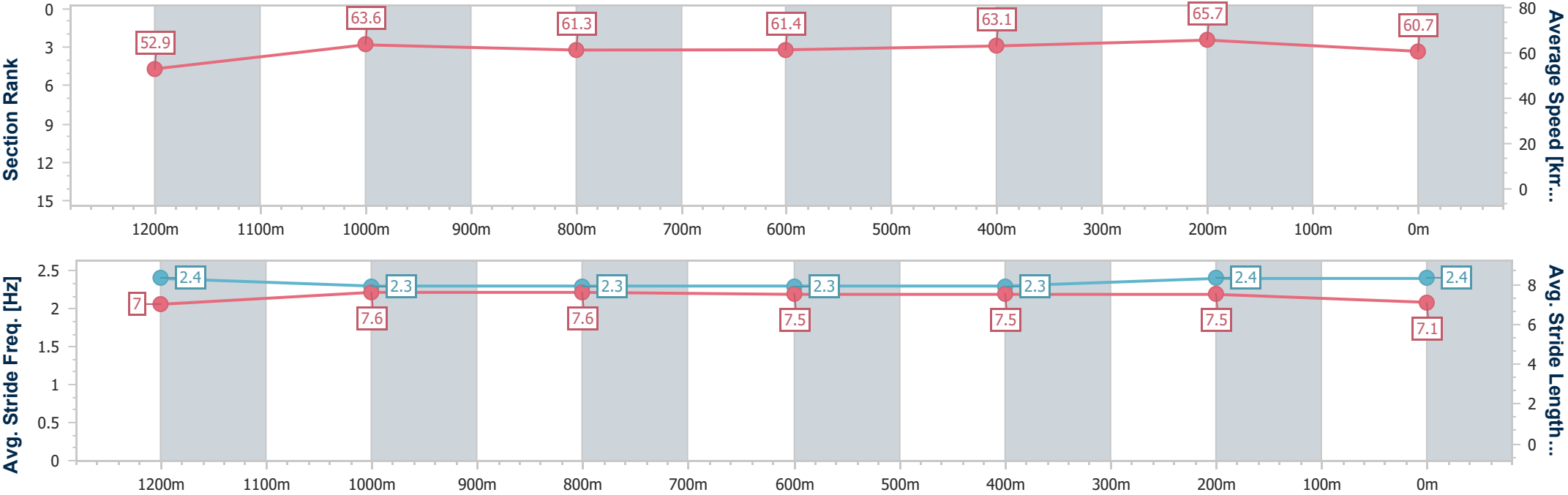
Horse/Jockey Name	Redzoust
Final Rank	2
Fastest Section Time (Section)	0:10.98 (400m)
Top Speed [km/h] (Section)	66.8 (400m)
Race State	Finished



Eagle Farm QLD Professional
Race 5: MORETON HIRE BENCHMARK 85 Handicap - 1400m
03 May 2025 - 14:23
Track Rating: Good 4, Weather: Fine, Rail Position: +7m Entire



Section	Overall	1200m	1000m	800m	600m	400m	200m						
Section Times	1:23.10 [2] (0:13.62)	1:09.48 [4] (0:11.36)	0:58.12 [6] (0:11.95)	0:46.17 [6] (0:11.88)	0:34.29 [6] (0:11.47)	0:22.82 [6] (0:10.98)	0:11.84 [3] (0:11.84)						
Average Speed [km/h]	52.9	63.6	61.3	61.4	63.1	65.7	60.7						
Top Speed [km/h]	65.3	65.1	63.1	62.5	66.5	66.8	64.9						
Avg. Dist. to Rail [m]	2.5	3.6	3.5	2.6	1.1	1.8	1.4						
Avg. Stride Freq. [Hz]	2.4	2.3	2.3	2.3	2.3	2.4	2.4						
Avg. Stride Length [m]	7.0	7.6	7.6	7.5	7.5	7.5	7.1						





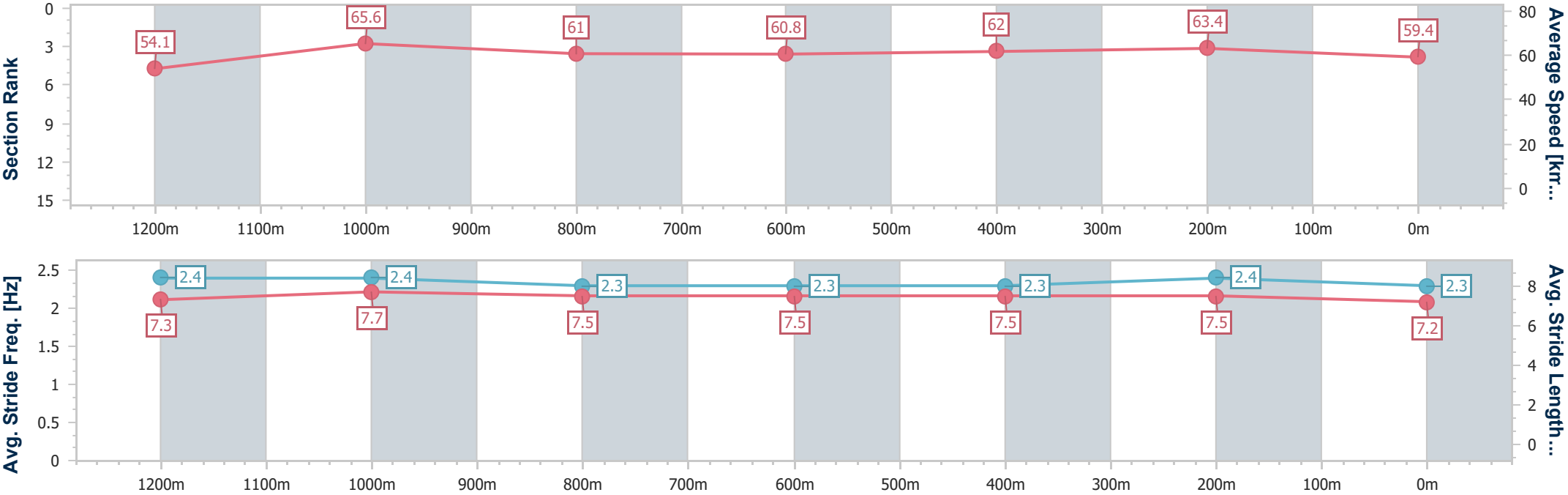
Horse/Jockey Name	Secret Plan
Final Rank	3
Fastest Section Time (Section)	0:10.96 (1200m)
Top Speed [km/h] (Section)	69.0 (1200m)
Race State	Finished



Eagle Farm QLD Professional
Race 5: MORETON HIRE BENCHMARK 85 Handicap - 1400m
03 May 2025 - 14:23
Track Rating: Good 4, Weather: Fine, Rail Position: +7m Entire



Section	Overall	1200m	1000m	800m	600m	400m	200m						
Section Times	1:23.36 [3] (0:13.43)	1:09.93 [1] (0:10.96)	0:58.97 [1] (0:12.00)	0:46.97 [3] (0:11.87)	0:35.10 [2] (0:11.64)	0:23.46 [2] (0:11.35)	0:12.11 [2] (0:12.11)						
Average Speed [km/h]	54.1	65.6	61.0	60.8	62.0	63.4	59.4						
Top Speed [km/h]	68.3	69.0	62.6	62.2	64.2	64.5	62.4						
Avg. Dist. to Rail [m]	6.7	4.0	2.7	1.3	0.7	2.7	3.5						
Avg. Stride Freq. [Hz]	2.4	2.4	2.3	2.3	2.3	2.4	2.3						
Avg. Stride Length [m]	7.3	7.7	7.5	7.5	7.5	7.5	7.2						





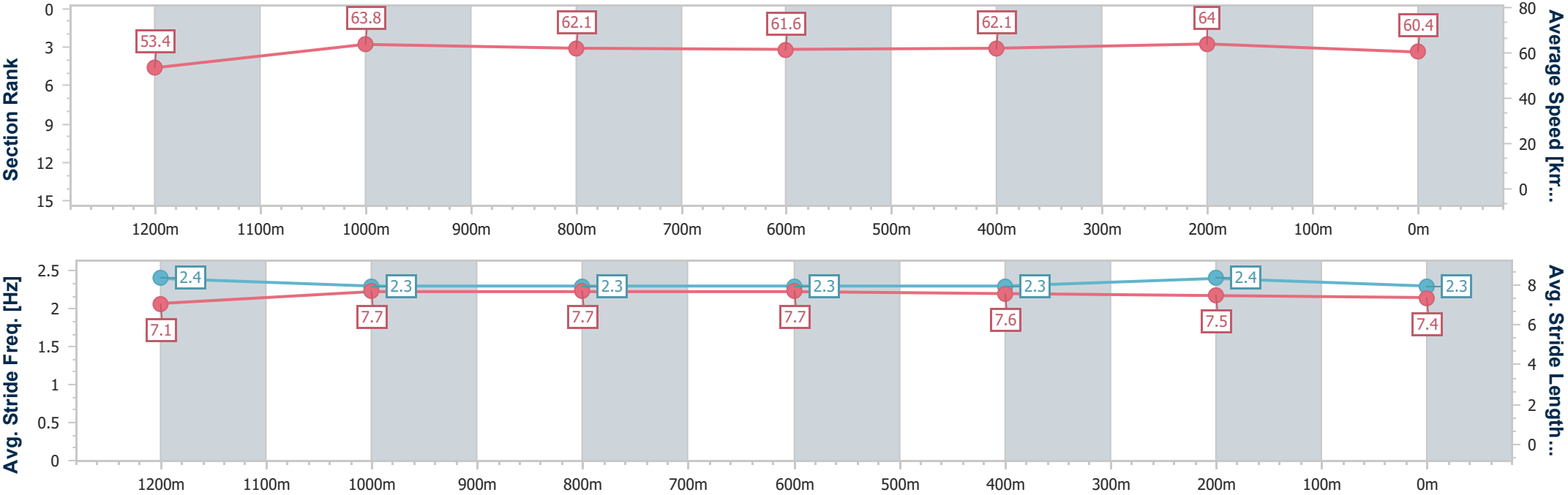
Horse/Jockey Name	Substantial
Final Rank	4
Fastest Section Time (Section)	0:11.25 (400m)
Top Speed [km/h] (Section)	66.5 (1200m)
Race State	Finished



Eagle Farm QLD Professional
Race 5: MORETON HIRE BENCHMARK 85 Handicap - 1400m
03 May 2025 - 14:23
Track Rating: Good 4, Weather: Fine, Rail Position: +7m Entire



Section	Overall	1200m	1000m	800m	600m	400m	200m						
Section Times	1:23.39 [4] (0:13.56)	1:09.83 [3] (0:11.28)	0:58.55 [4] (0:11.79)	0:46.76 [5] (0:11.86)	0:34.90 [4] (0:11.71)	0:23.19 [5] (0:11.25)	0:11.94 [6] (0:11.94)						
Average Speed [km/h]	53.4	63.8	62.1	61.6	62.1	64.0	60.4						
Top Speed [km/h]	66.1	66.5	63.0	62.5	63.2	65.1	63.3						
Avg. Dist. to Rail [m]	4.8	3.2	3.1	3.1	2.0	3.0	4.8						
Avg. Stride Freq. [Hz]	2.4	2.3	2.3	2.3	2.3	2.4	2.3						
Avg. Stride Length [m]	7.1	7.7	7.7	7.7	7.6	7.5	7.4						





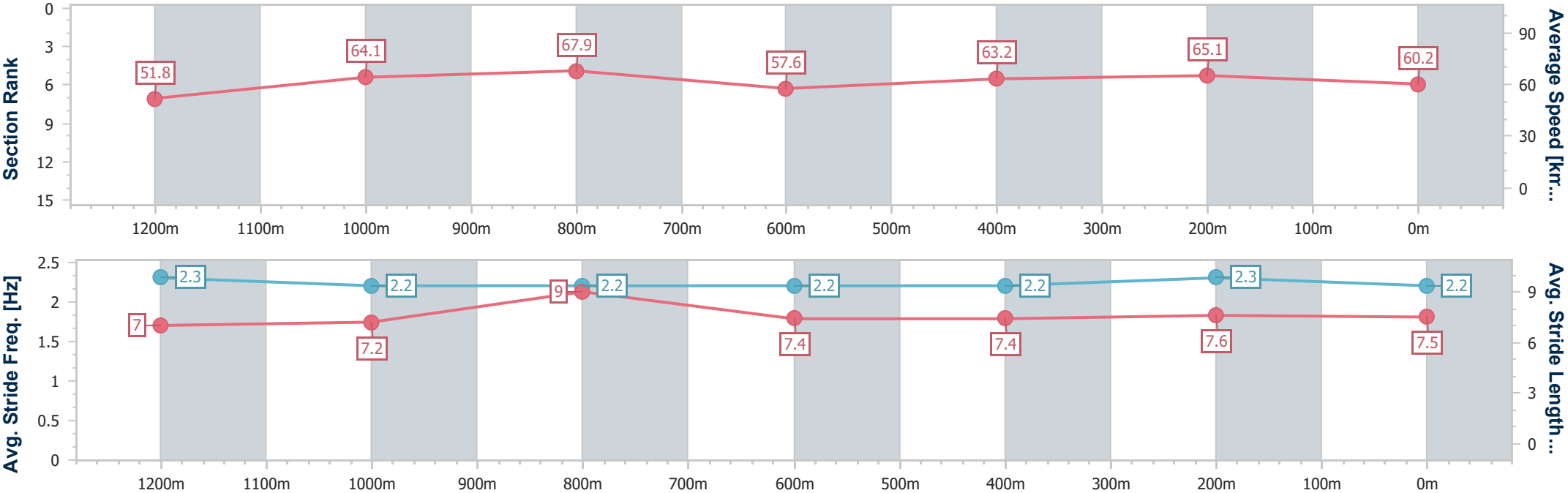
Horse/Jockey Name	Felix The Scat
Final Rank	5
Fastest Section Time (Section)	0:10.26 (1000m)
Top Speed [km/h] (Section)	88.1 (1000m)
Race State	Finished



Eagle Farm QLD Professional
Race 5: MORETON HIRE BENCHMARK 85 Handicap - 1400m
03 May 2025 - 14:23
Track Rating: Good 4, Weather: Fine, Rail Position: +7m Entire



Section	Overall	1200m	1000m	800m	600m	400m	200m						
Section Times	1:23.45 [5] (0:13.97)	1:09.48 [7] (0:11.26)	0:58.22 [7] (0:10.26)	0:47.96 [1] (0:13.36)	0:34.60 [8] (0:11.53)	0:23.07 [7] (0:11.06)	0:12.01 [5] (0:12.01)						
Average Speed [km/h]	51.8	64.1	67.9	57.6	63.2	65.1	60.2						
Top Speed [km/h]	64.6	64.8	88.1	77.4	65.0	66.4	63.8						
Avg. Dist. to Rail [m]	6.8	3.6	4.4	4.3	2.7	6.7	7.1						
Avg. Stride Freq. [Hz]	2.3	2.2	2.2	2.2	2.2	2.3	2.2						
Avg. Stride Length [m]	7.0	7.2	9.0	7.4	7.4	7.6	7.5						





Horse/Jockey Name	Anemacore
Final Rank	6
Fastest Section Time (Section)	0:11.27 (1200m)
Top Speed [km/h] (Section)	65.7 (400m)
Race State	Finished

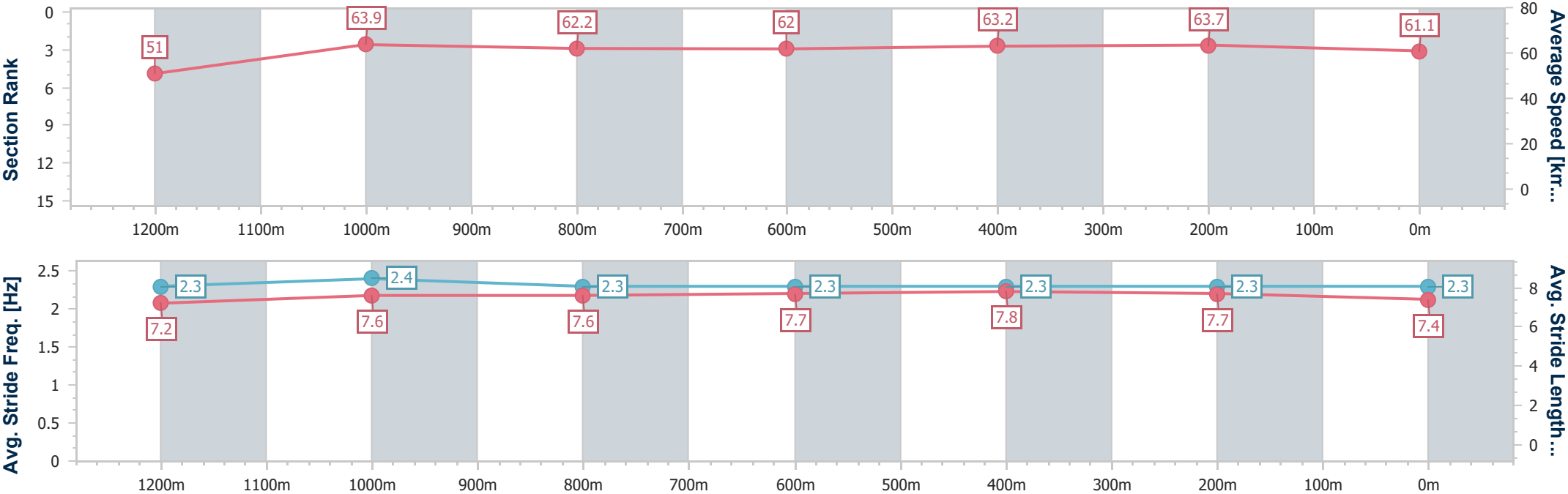


Eagle Farm QLD Professional
Race 5: MORETON HIRE BENCHMARK 85 Handicap - 1400m
03 May 2025 - 14:23
Track Rating: Good 4, Weather: Fine, Rail Position: +7m Entire



BRISBANE
RACING CLUB

Section	Overall	1200m	1000m	800m	600m	400m	200m						
Section Times	1:23.53 [6] (0:14.18)	1:09.35 [8] (0:11.27)	0:58.08 [8] (0:11.73)	0:46.35 [8] (0:11.72)	0:34.63 [9] (0:11.53)	0:23.10 [8] (0:11.32)	0:11.78 [8] (0:11.78)						
Average Speed [km/h]	51.0	63.9	62.2	62.0	63.2	63.7	61.1						
Top Speed [km/h]	64.2	65.0	63.8	63.8	65.3	65.7	63.0						
Avg. Dist. to Rail [m]	2.7	2.6	2.7	2.4	2.7	4.6	3.5						
Avg. Stride Freq. [Hz]	2.3	2.4	2.3	2.3	2.3	2.3	2.3						
Avg. Stride Length [m]	7.2	7.6	7.6	7.7	7.8	7.7	7.4						





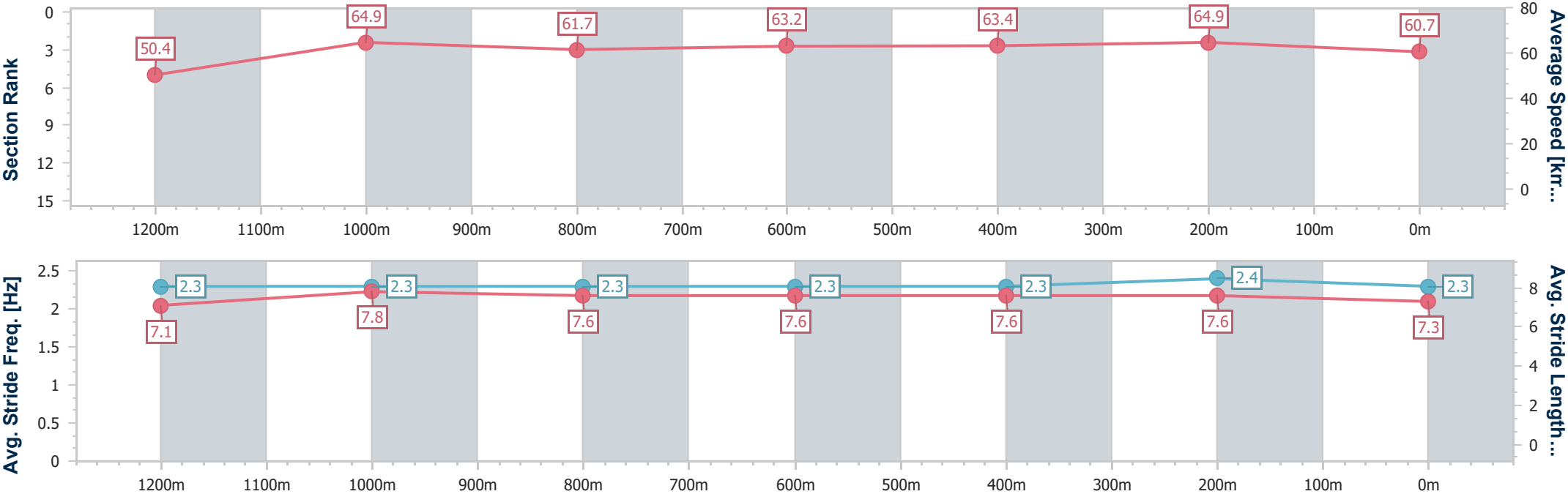
Horse/Jockey Name	Noah 'N' A Deel
Final Rank	7
Fastest Section Time (Section)	0:11.12 (400m)
Top Speed [km/h] (Section)	66.3 (400m)
Race State	Finished



Eagle Farm QLD Professional
Race 5: MORETON HIRE BENCHMARK 85 Handicap - 1400m
03 May 2025 - 14:23
Track Rating: Good 4, Weather: Fine, Rail Position: +7m Entire



Section	Overall	1200m	1000m	800m	600m	400m	200m						
Section Times	1:23.62 [7] (0:14.37)	1:09.25 [9] (0:11.16)	0:58.09 [9] (0:11.86)	0:46.23 [10] (0:11.65)	0:34.58 [10] (0:11.60)	0:22.98 [10] (0:11.12)	0:11.86 [9] (0:11.86)						
Average Speed [km/h]	50.4	64.9	61.7	63.2	63.4	64.9	60.7						
Top Speed [km/h]	64.4	66.2	63.8	64.2	65.0	66.3	64.1						
Avg. Dist. to Rail [m]	8.5	4.1	4.1	4.4	4.6	8.9	9.3						
Avg. Stride Freq. [Hz]	2.3	2.3	2.3	2.3	2.3	2.4	2.3						
Avg. Stride Length [m]	7.1	7.8	7.6	7.6	7.6	7.6	7.3						





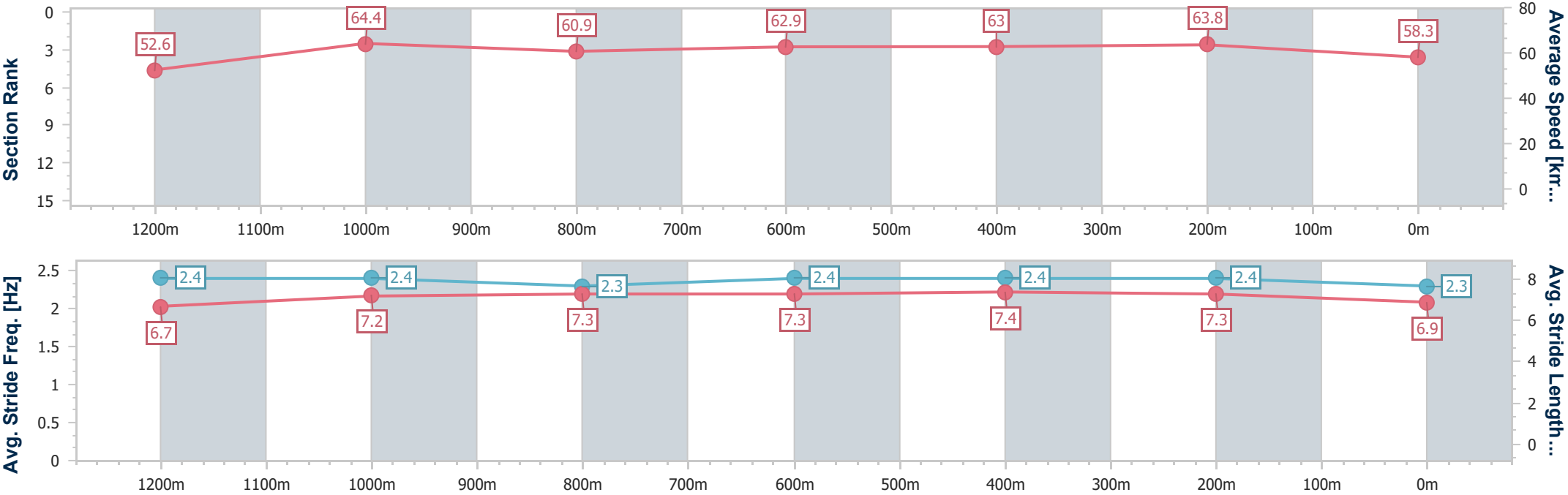
Horse/Jockey Name	Cadetship
Final Rank	8
Fastest Section Time (Section)	0:11.26 (1200m)
Top Speed [km/h] (Section)	65.6 (1200m)
Race State	Finished



Eagle Farm QLD Professional
Race 5: MORETON HIRE BENCHMARK 85 Handicap - 1400m
03 May 2025 - 14:23
Track Rating: Good 4, Weather: Fine, Rail Position: +7m Entire



Section	Overall	1200m	1000m	800m	600m	400m	200m						
Section Times	1:23.80 [8] (0:13.68)	1:10.12 [6] (0:11.26)	0:58.86 [5] (0:12.02)	0:46.84 [7] (0:11.64)	0:35.20 [5] (0:11.57)	0:23.63 [4] (0:11.27)	0:12.36 [4] (0:12.36)						
Average Speed [km/h]	52.6	64.4	60.9	62.9	63.0	63.8	58.3						
Top Speed [km/h]	64.4	65.6	62.0	64.2	65.0	65.1	61.5						
Avg. Dist. to Rail [m]	3.4	3.8	3.9	3.6	2.9	3.6	4.0						
Avg. Stride Freq. [Hz]	2.4	2.4	2.3	2.4	2.4	2.4	2.3						
Avg. Stride Length [m]	6.7	7.2	7.3	7.3	7.4	7.3	6.9						





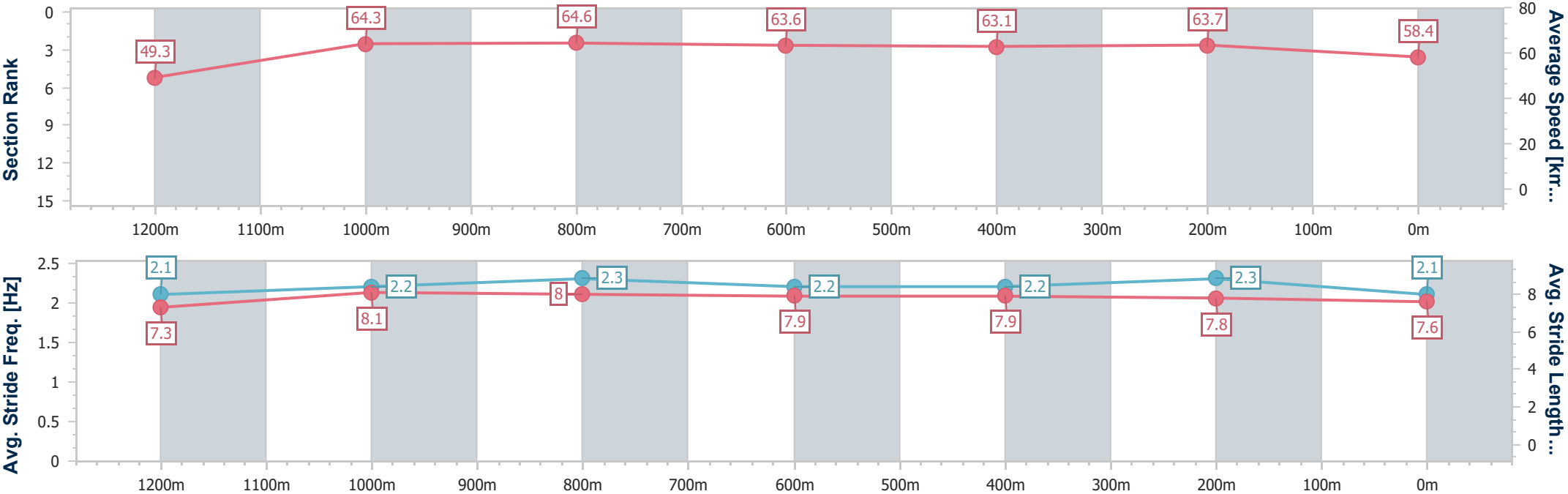
Horse/Jockey Name	Mississippi Prince
Final Rank	9
Fastest Section Time (Section)	0:11.19 (1200m)
Top Speed [km/h] (Section)	65.5 (1200m)
Race State	Finished



Eagle Farm QLD Professional
Race 5: MORETON HIRE BENCHMARK 85 Handicap - 1400m
03 May 2025 - 14:23
Track Rating: Good 4, Weather: Fine, Rail Position: +7m Entire



Section	Overall	1200m	1000m	800m	600m	400m	200m						
Section Times	1:24.14 [9] (0:14.67)	1:09.47 [10] (0:11.19)	0:58.28 [10] (0:11.38)	0:46.90 [9] (0:11.57)	0:35.33 [7] (0:11.68)	0:23.65 [9] (0:11.33)	0:12.32 [10] (0:12.32)						
Average Speed [km/h]	49.3	64.3	64.6	63.6	63.1	63.7	58.4						
Top Speed [km/h]	63.9	65.5	65.5	64.8	64.7	65.5	62.3						
Avg. Dist. to Rail [m]	6.8	3.7	4.4	4.9	4.7	9.7	9.8						
Avg. Stride Freq. [Hz]	2.1	2.2	2.3	2.2	2.2	2.3	2.1						
Avg. Stride Length [m]	7.3	8.1	8.0	7.9	7.9	7.8	7.6						





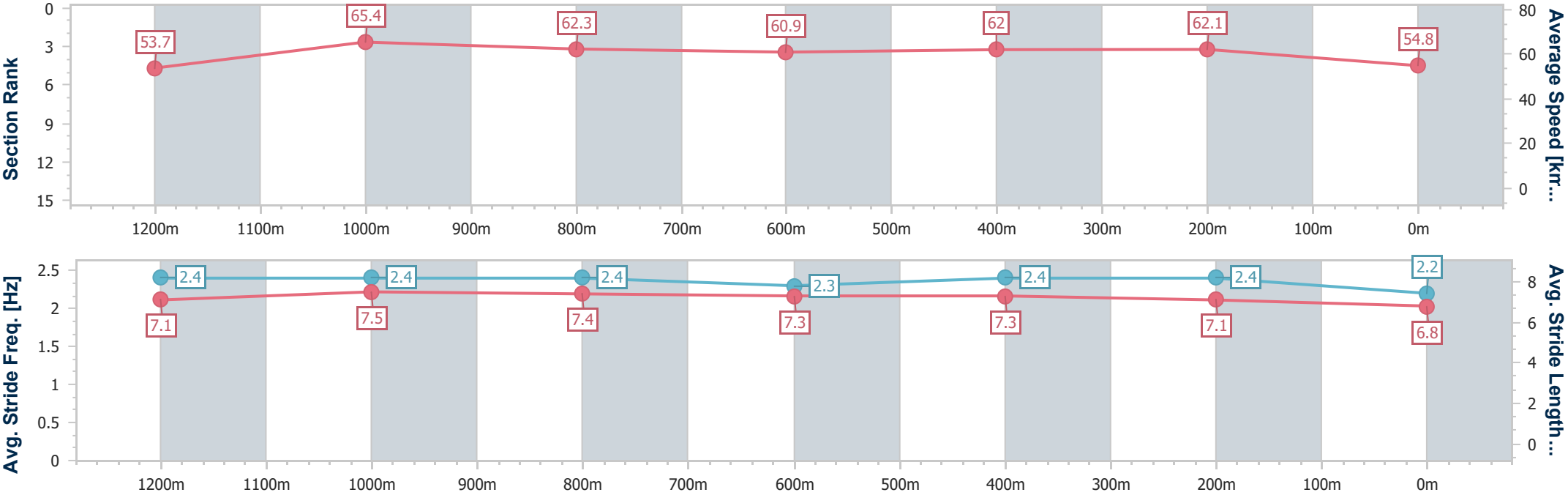
Horse/Jockey Name	Blakmax
Final Rank	11
Fastest Section Time (Section)	0:11.03 (1200m)
Top Speed [km/h] (Section)	67.3 (1200m)
Race State	Finished



Eagle Farm QLD Professional
Race 5: MORETON HIRE BENCHMARK 85 Handicap - 1400m
03 May 2025 - 14:23
Track Rating: Good 4, Weather: Fine, Rail Position: +7m Entire



Section	Overall	1200m	1000m	800m	600m	400m	200m						
Section Times	1:24.75 [11] (0:13.51)	1:11.24 [2] (0:11.03)	1:00.21 [2] (0:11.81)	0:48.40 [2] (0:11.91)	0:36.49 [1] (0:11.77)	0:24.72 [3] (0:11.60)	0:13.12 [7] (0:13.12)						
Average Speed [km/h]	53.7	65.4	62.3	60.9	62.0	62.1	54.8						
Top Speed [km/h]	67.0	67.3	63.1	62.8	63.0	63.6	60.2						
Avg. Dist. to Rail [m]	7.7	5.7	3.6	2.6	2.1	5.2	6.1						
Avg. Stride Freq. [Hz]	2.4	2.4	2.4	2.3	2.4	2.4	2.2						
Avg. Stride Length [m]	7.1	7.5	7.4	7.3	7.3	7.1	6.8						





Horse/Jockey Name	Flashing Steel
Final Rank	10
Fastest Section Time (Section)	--:--
Top Speed [km/h] (Section)	--
Race State	DidNotTrack



Eagle Farm QLD Professional
Race 5: MORETON HIRE BENCHMARK 85 Handicap - 1400m
03 May 2025 - 14:23
Track Rating: Good 4, Weather: Fine, Rail Position: +7m Entire



Section	Overall	1200m	1000m	800m	600m	400m	200m						
Section Times	--:--	--:--	--:--	--:--	--:--	--:--	--:--						
Average Speed [km/h]	--	--	--	--	--	--	--						
Top Speed [km/h]	--	--	--	--	--	--	--						
Avg. Dist. to Rail [m]	-	-	-	-	-	-	-						
Avg. Stride Freq. [Hz]	--	--	--	--	--	--	--						
Avg. Stride Length [m]	--	--	--	--	--	--	--						

[] Ranking at each section and finish
--:-- No data available at this section
NA No data available



Eagle Farm QLD Professional
Race 6: LADBROKES DALRELLO STAKES - 1000m
03 May 2025 - 14:59



Track Rating: Good 4, Weather: Fine, Rail Position: +7m Entire

Section						Overall	800m	600m	400m	200m			Last 600m		
Field Times						0:57.88 (0:12.96)	0:44.92 (0:10.38)	0:34.54 (0:11.05)	0:23.49 (0:11.33)	0:12.16 (0:12.16)			0:34.54		
Rank	TAB	Horse/Jockey	Barrier	Top Speed [km/h]	Fastest Section								Margin		
1	1	COOL ARCHIE	6	70.3	0:10.47	0:57.88 [1]	0:44.62 [4]	0:34.15 [3]	0:23.06 [5]	0:12.05 [2]	0:57.88	0:34.15			
		Martin Harley		800m	800m	(0:13.26)	(0:10.47)	(0:11.09)	(0:11.01)	(0:12.05)					
2	2	TORQUE TO BE SURE	5	71.5	0:10.38	0:57.92 [2]	0:44.45 [6]	0:34.07 [6]	0:23.14 [3]	0:12.04 [3]	0.23L	0:34.07			
		Andrew Mallyon		800m	800m	(0:13.47)	(0:10.38)	(0:10.93)	(0:11.10)	(0:12.04)					
3	12	MIDNIGHT SPIRIT	4	71.5	0:10.53	0:58.27 [3]	0:44.78 [7]	0:34.25 [8]	0:23.15 [8]	0:11.98 [8]	2.28L	0:34.25			
		Angela Jones		800m	800m	(0:13.49)	(0:10.53)	(0:11.10)	(0:11.17)	(0:11.98)					
4	9	GET READY LASS	10	71.8	0:10.69	0:58.28 [4]	0:45.14 [3]	0:34.45 [5]	0:23.48 [4]	0:12.34 [5]	2.37L	0:34.45			
		Robbie Dolan		Overall	800m	(0:13.14)	(0:10.69)	(0:10.97)	(0:11.14)	(0:12.34)					
5	3	THE BEAR	2	69.6	0:10.48	0:58.36 [5]	0:44.92 [5]	0:34.44 [7]	0:23.41 [7]	0:12.16 [7]	2.8L	0:34.44			
		Justin Stanley		800m	800m	(0:13.44)	(0:10.48)	(0:11.03)	(0:11.25)	(0:12.16)					
6	6	AMOSU	7	70.2	0:10.53	0:58.36 [6]	0:44.20 [10]	0:33.67 [10]	0:22.92 [10]	0:11.96 [9]	2.81L	0:33.67			
		Craig Williams		800m	800m	(0:14.16)	(0:10.53)	(0:10.75)	(0:10.96)	(0:11.96)					
7	10	MILESTONE	1	72.2	0:10.48	0:58.40 [7]	0:45.35 [2]	0:34.87 [2]	0:23.73 [2]	0:12.51 [4]	3.02L	0:34.87			
		Tiffani Brooker		800m	800m	(0:13.05)	(0:10.48)	(0:11.14)	(0:11.22)	(0:12.51)					
8	7	DARN HOT LADY	3	71.5	0:10.38	0:58.53 [8]	0:45.57 [1]	0:35.19 [1]	0:24.14 [1]	0:12.81 [1]	3.83L	0:35.19			
		Kyle Wilson-Taylor		800m	800m	(0:12.96)	(0:10.38)	(0:11.05)	(0:11.33)	(0:12.81)					
9	5	YUNA IS PIERATA	8	72.1	0:10.32	0:58.82 [9]	0:45.32 [8]	0:35.00 [4]	0:23.99 [6]	0:12.77 [6]	5.54L	0:35.00			
		Cody Collis		800m	800m	(0:13.50)	(0:10.32)	(0:11.01)	(0:11.22)	(0:12.77)					
10	8	GOBI DESERT	9	69.3	0:10.70	1:00.00 [10]	0:46.45 [9]	0:35.75 [9]	0:24.70 [9]	0:13.14 [10]	12.45L	0:35.75			
		Damien Thornton		800m	800m	(0:13.55)	(0:10.70)	(0:11.05)	(0:11.56)	(0:13.14)					

Scratched: Lockyer (#13), Before Anyone Else (#15), Earn To Burn (#4), Provoker (#16), Ritualize (#11), Scriptus Vivace (#14)



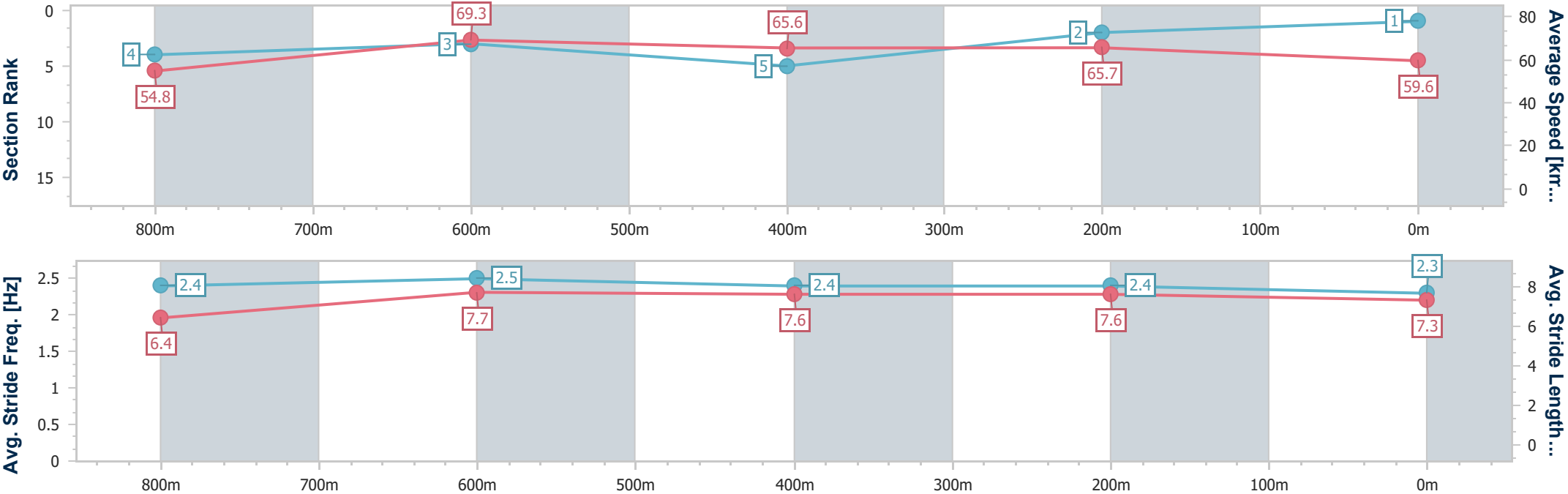
Horse/Jockey Name	Cool Archie
Final Rank	1
Fastest Section Time (Section)	0:10.47 (800m)
Top Speed [km/h] (Section)	70.3 (800m)
Race State	Finished



Eagle Farm QLD Professional
Race 6: LADBROKES DALRELLO STAKES - 1000m
03 May 2025 - 14:59
Track Rating: Good 4, Weather: Fine, Rail Position: +7m Entire



Section	Overall	800m	600m	400m	200m										
Section Times	0:57.88 [1] (0:13.26)	0:44.62 [4] (0:10.47)	0:34.15 [3] (0:11.09)	0:23.06 [5] (0:11.01)	0:12.05 [2] (0:12.05)										
Average Speed [km/h]	54.8	69.3	65.6	65.7	59.6										
Top Speed [km/h]	70.1	70.3	67.1	67.3	64.6										
Avg. Dist. to Rail [m]	4.6	1.2	2.9	5.8	8.1										
Avg. Stride Freq. [Hz]	2.4	2.5	2.4	2.4	2.3										
Avg. Stride Length [m]	6.4	7.7	7.6	7.6	7.3										





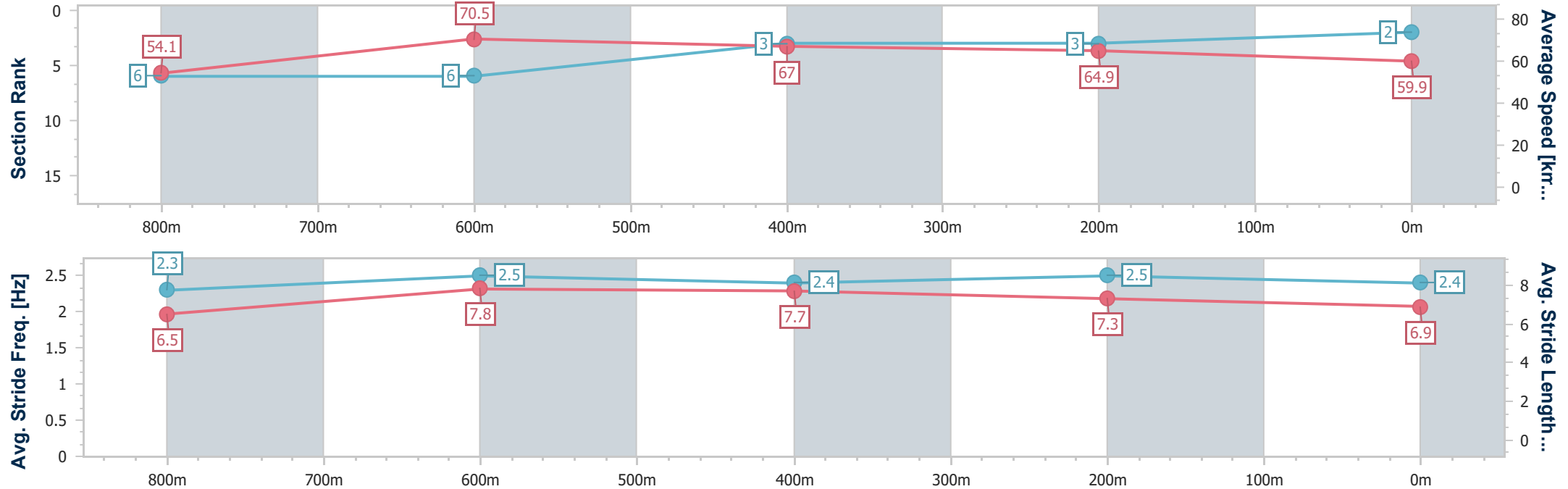
Horse/Jockey Name	Torque To Be Sure
Final Rank	2
Fastest Section Time (Section)	0:10.38 (800m)
Top Speed [km/h] (Section)	71.5 (800m)
Race State	Finished



Eagle Farm QLD Professional
Race 6: LADBROKES DALRELLO STAKES - 1000m
03 May 2025 - 14:59
Track Rating: Good 4, Weather: Fine, Rail Position: +7m Entire



Section	Overall	800m	600m	400m	200m														
Section Times	0:57.92 [2] (0:13.47)	0:44.45 [6] (0:10.38)	0:34.07 [6] (0:10.93)	0:23.14 [3] (0:11.10)	0:12.04 [3] (0:12.04)														
Average Speed [km/h]	54.1	70.5	67.0	64.9	59.9														
Top Speed [km/h]	69.4	71.5	68.9	66.1	63.9														
Avg. Dist. to Rail [m]	4.5	3.3	3.6	8.9	12.4														
Avg. Stride Freq. [Hz]	2.3	2.5	2.4	2.5	2.4														
Avg. Stride Length [m]	6.5	7.8	7.7	7.3	6.9														





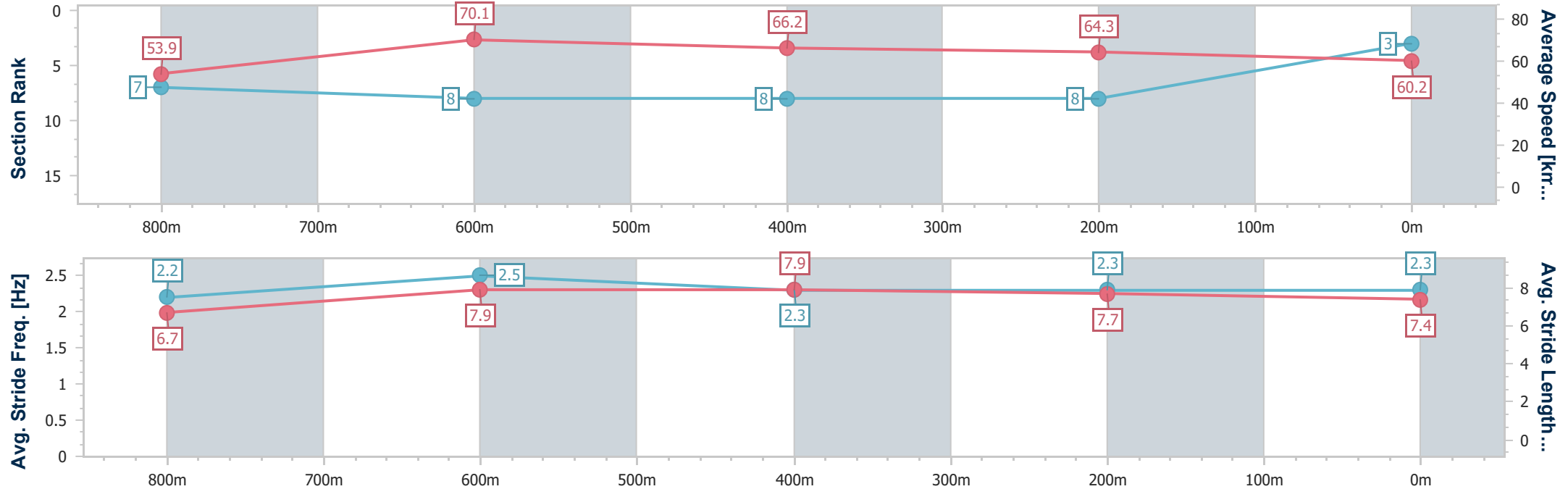
Horse/Jockey Name	Midnight Spirit
Final Rank	3
Fastest Section Time (Section)	0:10.53 (800m)
Top Speed [km/h] (Section)	71.5 (800m)
Race State	Finished



Eagle Farm QLD Professional
Race 6: LADBROKES DALRELLO STAKES - 1000m
03 May 2025 - 14:59
Track Rating: Good 4, Weather: Fine, Rail Position: +7m Entire



Section	Overall	800m	600m	400m	200m										
Section Times	0:58.27 [3] (0:13.49)	0:44.78 [7] (0:10.53)	0:34.25 [8] (0:11.10)	0:23.15 [8] (0:11.17)	0:11.98 [8] (0:11.98)										
Average Speed [km/h]	53.9	70.1	66.2	64.3	60.2										
Top Speed [km/h]	70.7	71.5	68.5	65.2	63.4										
Avg. Dist. to Rail [m]	3.9	5.3	4.2	5.1	3.9										
Avg. Stride Freq. [Hz]	2.2	2.5	2.3	2.3	2.3										
Avg. Stride Length [m]	6.7	7.9	7.9	7.7	7.4										





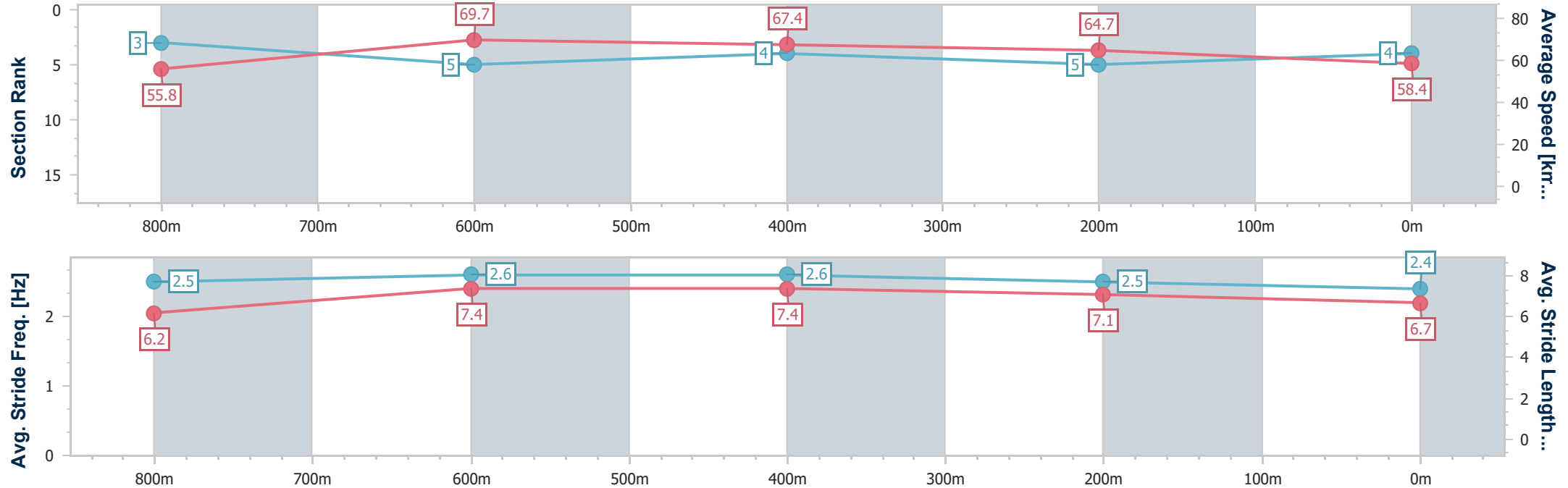
Horse/Jockey Name	Get Ready Lass
Final Rank	4
Fastest Section Time (Section)	0:10.69 (800m)
Top Speed [km/h] (Section)	71.8 (Overall)
Race State	Finished



Eagle Farm QLD Professional
Race 6: LADBROKES DALRELLO STAKES - 1000m
03 May 2025 - 14:59
Track Rating: Good 4, Weather: Fine, Rail Position: +7m Entire



Section	Overall	800m	600m	400m	200m										
Section Times	0:58.28 [4] (0:13.14)	0:45.14 [3] (0:10.69)	0:34.45 [5] (0:10.97)	0:23.48 [4] (0:11.14)	0:12.34 [5] (0:12.34)										
Average Speed [km/h]	55.8	69.7	67.4	64.7	58.4										
Top Speed [km/h]	71.8	71.4	70.0	67.9	61.9										
Avg. Dist. to Rail [m]	9.6	7.5	5.7	7.8	7.5										
Avg. Stride Freq. [Hz]	2.5	2.6	2.6	2.5	2.4										
Avg. Stride Length [m]	6.2	7.4	7.4	7.1	6.7										





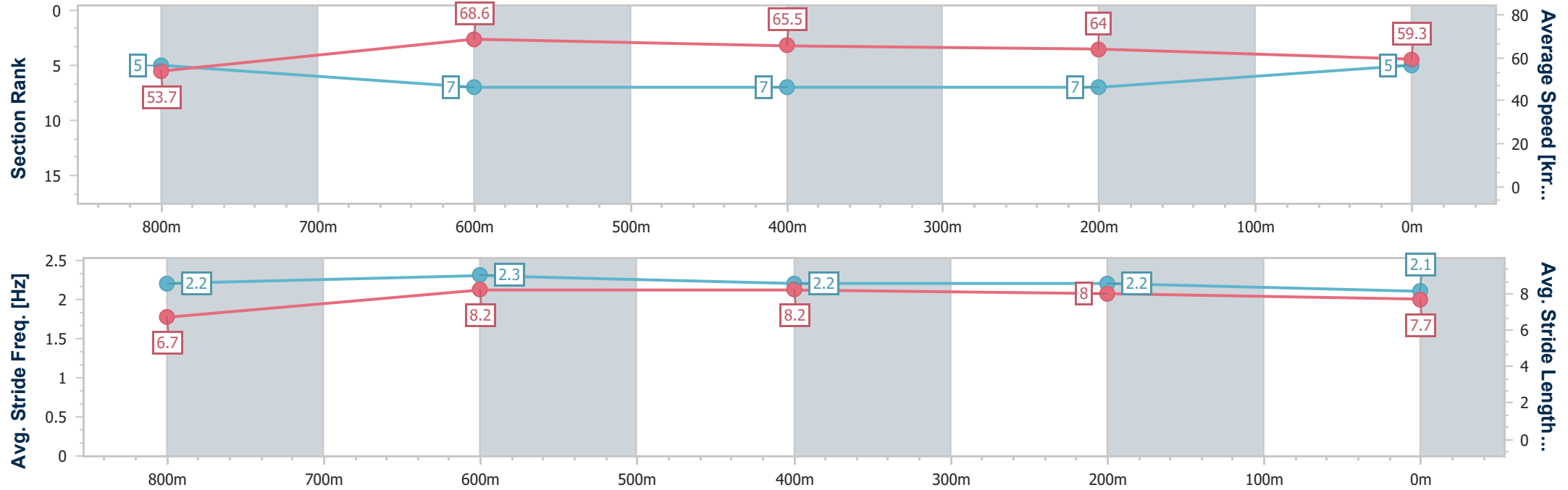
Horse/Jockey Name	The Bear
Final Rank	5
Fastest Section Time (Section)	0:10.48 (800m)
Top Speed [km/h] (Section)	69.6 (800m)
Race State	Finished



Eagle Farm QLD Professional
Race 6: LADBROKES DALRELLO STAKES - 1000m
03 May 2025 - 14:59
Track Rating: Good 4, Weather: Fine, Rail Position: +7m Entire



Section	Overall	800m	600m	400m	200m															
Section Times	0:58.36 [5] (0:13.44)	0:44.92 [5] (0:10.48)	0:34.44 [7] (0:11.03)	0:23.41 [7] (0:11.25)	0:12.16 [7] (0:12.16)															
Average Speed [km/h]	53.7	68.6	65.5	64.0	59.3															
Top Speed [km/h]	69.2	69.6	67.9	65.0	62.8															
Avg. Dist. to Rail [m]	1.1	0.2	1.0	3.6	4.2															
Avg. Stride Freq. [Hz]	2.2	2.3	2.2	2.2	2.1															
Avg. Stride Length [m]	6.7	8.2	8.2	8.0	7.7															





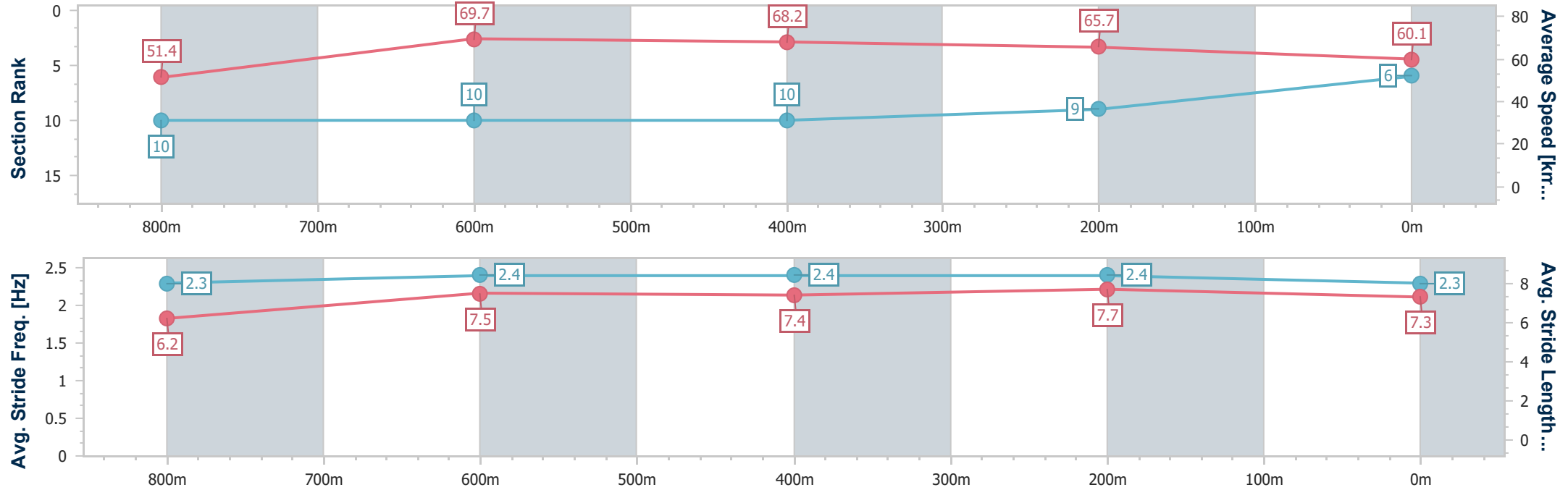
Horse/Jockey Name	Amosu
Final Rank	6
Fastest Section Time (Section)	0:10.53 (800m)
Top Speed [km/h] (Section)	70.2 (800m)
Race State	Finished



Eagle Farm QLD Professional
Race 6: LADBROKES DALRELLO STAKES - 1000m
03 May 2025 - 14:59
Track Rating: Good 4, Weather: Fine, Rail Position: +7m Entire



Section	Overall	800m	600m	400m	200m															
Section Times	0:58.36 [6] (0:14.16)	0:44.20 [10] (0:10.53)	0:33.67 [10] (0:10.75)	0:22.92 [10] (0:10.96)	0:11.96 [9] (0:11.96)															
Average Speed [km/h]	51.4	69.7	68.2	65.7	60.1															
Top Speed [km/h]	67.1	70.2	69.5	67.0	63.4															
Avg. Dist. to Rail [m]	5.0	3.7	4.1	8.1	9.0															
Avg. Stride Freq. [Hz]	2.3	2.4	2.4	2.4	2.3															
Avg. Stride Length [m]	6.2	7.5	7.4	7.7	7.3															





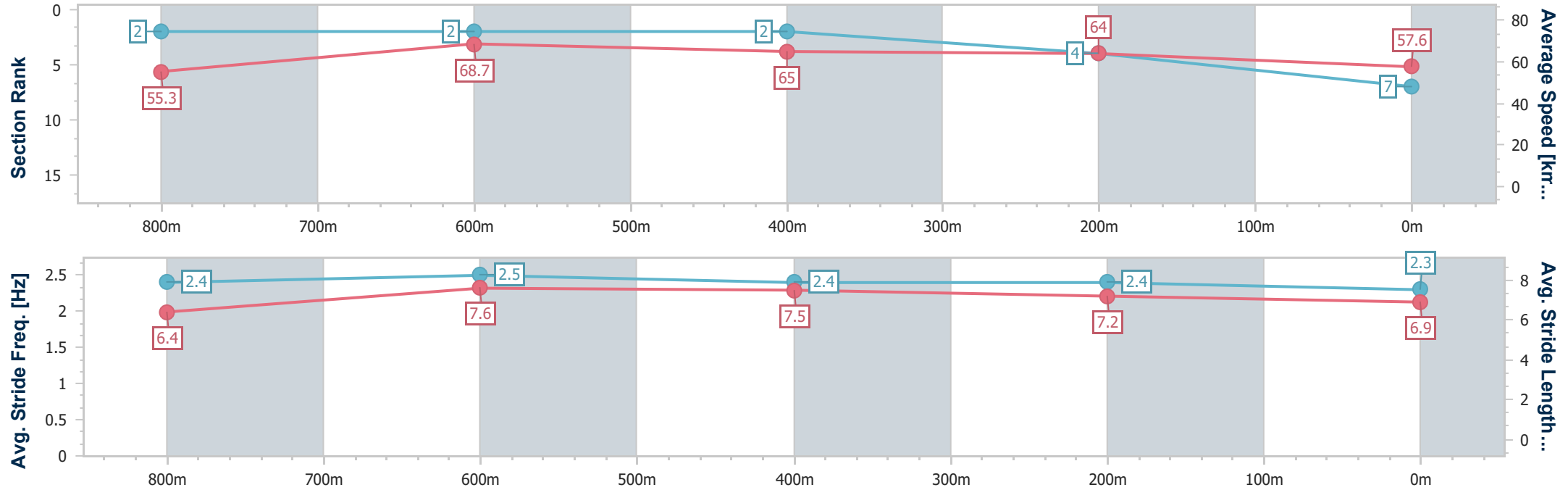
Horse/Jockey Name	Milestone
Final Rank	7
Fastest Section Time (Section)	0:10.48 (800m)
Top Speed [km/h] (Section)	72.2 (800m)
Race State	Finished



Eagle Farm QLD Professional
Race 6: LADBROKES DALRELLO STAKES - 1000m
03 May 2025 - 14:59
Track Rating: Good 4, Weather: Fine, Rail Position: +7m Entire



Section	Overall	800m	600m	400m	200m										
Section Times	0:58.40 [7] (0:13.05)	0:45.35 [2] (0:10.48)	0:34.87 [2] (0:11.14)	0:23.73 [2] (0:11.22)	0:12.51 [4] (0:12.51)										
Average Speed [km/h]	55.3	68.7	65.0	64.0	57.6										
Top Speed [km/h]	72.2	72.2	67.0	65.9	61.2										
Avg. Dist. to Rail [m]	1.1	0.6	0.9	2.3	2.7										
Avg. Stride Freq. [Hz]	2.4	2.5	2.4	2.4	2.3										
Avg. Stride Length [m]	6.4	7.6	7.5	7.2	6.9										





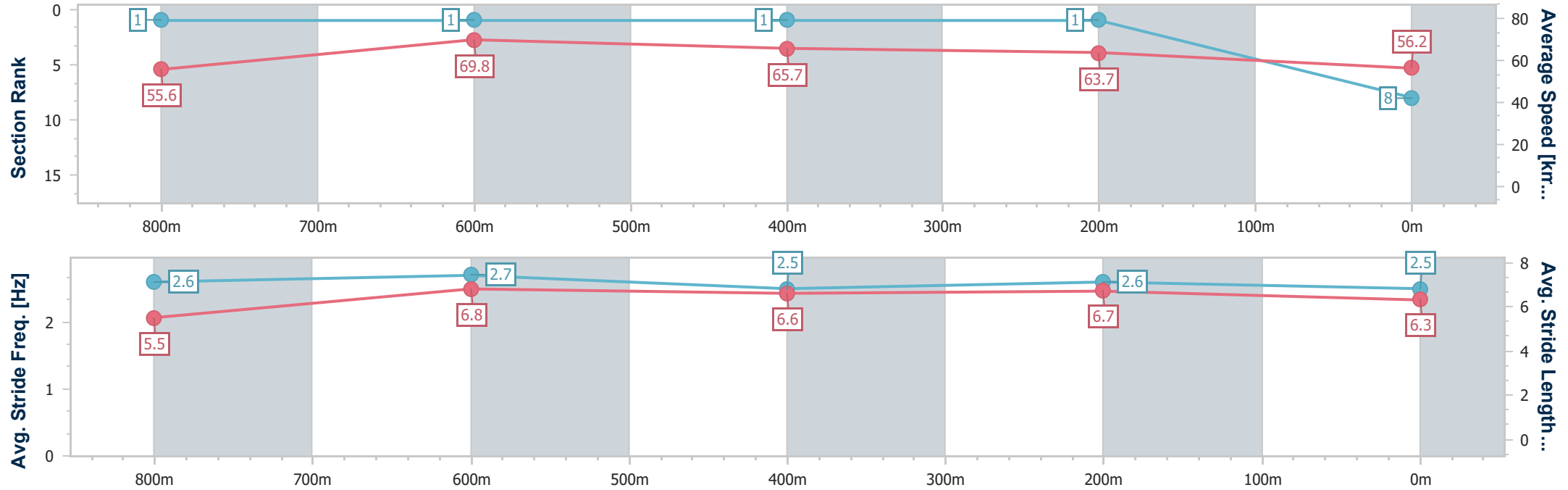
Horse/Jockey Name	Darn Hot Lady
Final Rank	8
Fastest Section Time (Section)	0:10.38 (800m)
Top Speed [km/h] (Section)	71.5 (800m)
Race State	Finished



Eagle Farm QLD Professional
Race 6: LADBROKES DALRELLO STAKES - 1000m
03 May 2025 - 14:59
Track Rating: Good 4, Weather: Fine, Rail Position: +7m Entire



Section	Overall	800m	600m	400m	200m										
Section Times	0:58.53 [8] (0:12.96)	0:45.57 [1] (0:10.38)	0:35.19 [1] (0:11.05)	0:24.14 [1] (0:11.33)	0:12.81 [1] (0:12.81)										
Average Speed [km/h]	55.6	69.8	65.7	63.7	56.2										
Top Speed [km/h]	71.2	71.5	66.8	65.1	60.3										
Avg. Dist. to Rail [m]	2.3	1.0	2.1	6.7	8.0										
Avg. Stride Freq. [Hz]	2.6	2.7	2.5	2.6	2.5										
Avg. Stride Length [m]	5.5	6.8	6.6	6.7	6.3										





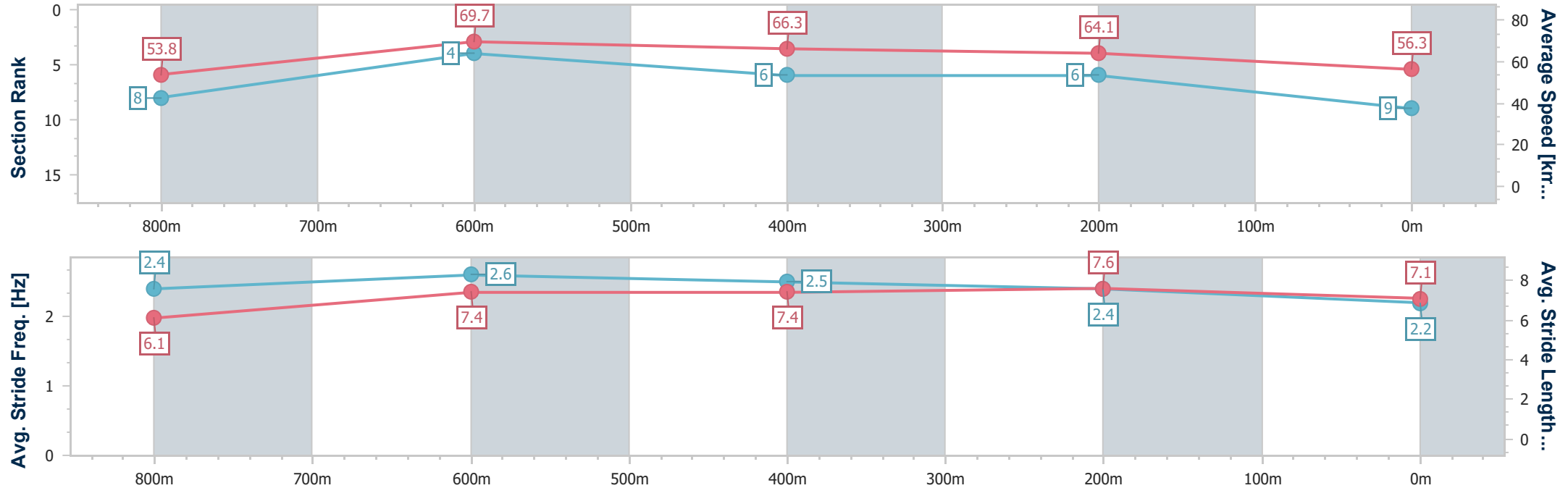
Horse/Jockey Name	Yuna Is Pierata
Final Rank	9
Fastest Section Time (Section)	0:10.32 (800m)
Top Speed [km/h] (Section)	72.1 (800m)
Race State	Finished



Eagle Farm QLD Professional
Race 6: LADBROKES DALRELLO STAKES - 1000m
03 May 2025 - 14:59
Track Rating: Good 4, Weather: Fine, Rail Position: +7m Entire



Section	Overall	800m	600m	400m	200m										
Section Times	0:58.82 [9] (0:13.50)	0:45.32 [8] (0:10.32)	0:35.00 [4] (0:11.01)	0:23.99 [6] (0:11.22)	0:12.77 [6] (0:12.77)										
Average Speed [km/h]	53.8	69.7	66.3	64.1	56.3										
Top Speed [km/h]	72.0	72.1	67.4	66.9	61.9										
Avg. Dist. to Rail [m]	5.2	0.4	2.8	5.8	4.5										
Avg. Stride Freq. [Hz]	2.4	2.6	2.5	2.4	2.2										
Avg. Stride Length [m]	6.1	7.4	7.4	7.6	7.1										





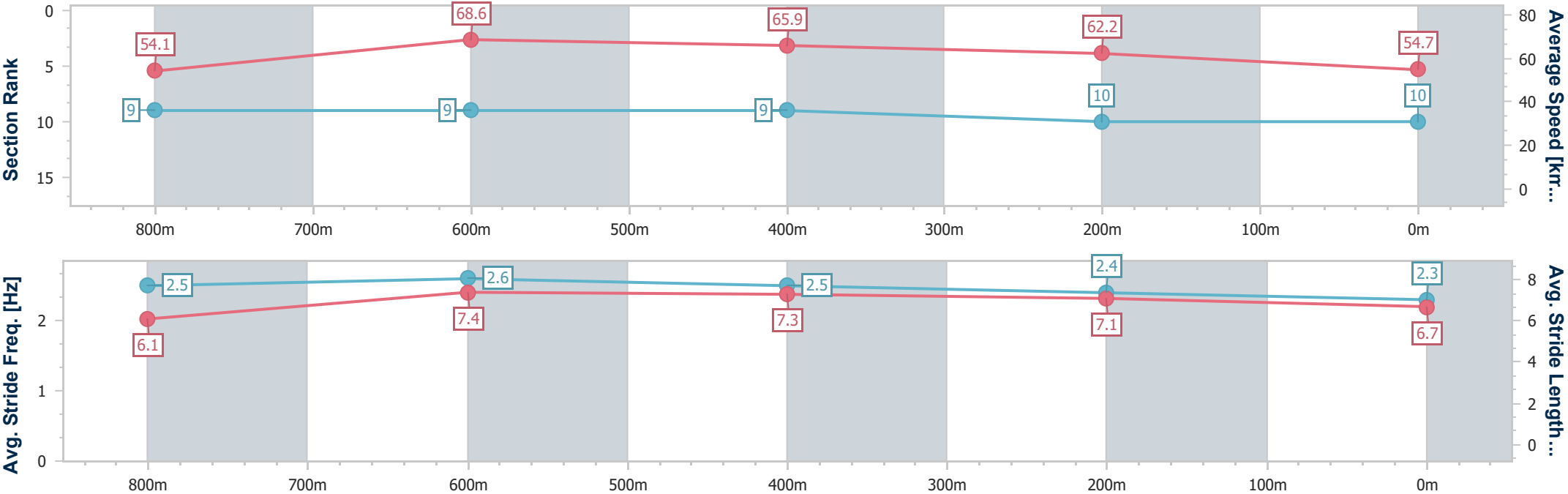
Horse/Jockey Name	Gobi Desert
Final Rank	10
Fastest Section Time (Section)	0:10.70 (800m)
Top Speed [km/h] (Section)	69.3 (800m)
Race State	Finished



Eagle Farm QLD Professional
Race 6: LADBROKES DALRELLO STAKES - 1000m
03 May 2025 - 14:59
Track Rating: Good 4, Weather: Fine, Rail Position: +7m Entire



Section	Overall	800m	600m	400m	200m															
Section Times	1:00.00 [10] (0:13.55)	0:46.45 [9] (0:10.70)	0:35.75 [9] (0:11.05)	0:24.70 [9] (0:11.56)	0:13.14 [10] (0:13.14)															
Average Speed [km/h]	54.1	68.6	65.9	62.2	54.7															
Top Speed [km/h]	69.2	69.3	67.7	64.1	59.7															
Avg. Dist. to Rail [m]	8.0	4.4	2.2	5.4	7.1															
Avg. Stride Freq. [Hz]	2.5	2.6	2.5	2.4	2.3															
Avg. Stride Length [m]	6.1	7.4	7.3	7.1	6.7															





Eagle Farm QLD Professional
Race 7: SKY RACING QUEENSLAND GUINEAS - 1600m
03 May 2025 - 15:33



Track Rating: Good 4, Weather: Fine, Rail Position: +7m Entire

Section						Overall	1400m	1200m	1000m	800m	600m	400m	Last 600m		
Field Times						1:34.93 (0:13.55)	1:21.38 (0:10.85)	1:10.53 (0:10.93)	0:59.60 (0:11.98)	0:47.62 (0:12.16)	0:35.46 (0:11.66)	0:23.80 (0:11.55)	0:35.46		
Rank	TAB	Horse/Jockey	Barrier	Top Speed [km/h]	Fastest Section									Distance Travelled [m]	
1	4	DEPTH OF CHARACTER	4	67.6	0:10.85	1:34.93 [1]	1:21.14 [7]	1:10.29 [6]	0:59.18 [5]	0:47.14 [4]	0:35.09 [4]	0:23.62 [3]	0:35.09		
		Noel Callow		1400m	1400m	(0:13.79)	(0:10.85)	(0:11.11)	(0:12.04)	(0:12.05)	(0:11.47)	(0:11.37)			
2	16	CHURCHILL'S CHOICE	8	68.7	0:10.85	1:35.33 [2]	1:21.56 [6]	1:10.71 [5]	0:59.55 [6]	0:47.52 [5]	0:35.48 [5]	0:23.80 [5]	0:35.48 +5		
		Koby Jennings		1400m	1400m	(0:13.77)	(0:10.85)	(0:11.16)	(0:12.03)	(0:12.04)	(0:11.68)	(0:11.41)			
3	5	BEAU DAZZLER	3	66.9	0:10.88	1:35.42 [3]	1:21.55 [8]	1:10.67 [8]	0:59.40 [7]	0:47.42 [7]	0:35.31 [7]	0:23.82 [6]	0:35.31 -7		
		Jag Guthmann-Chester		1400m	1400m	(0:13.87)	(0:10.88)	(0:11.27)	(0:11.98)	(0:12.11)	(0:11.49)	(0:11.47)			
4	1	SHANGRI LA SPRING	11	68.6	0:10.85	1:35.54 [4]	1:21.99 [1]	1:11.14 [1]	1:00.21 [1]	0:48.22 [2]	0:36.07 [1]	0:24.41 [1]	0:36.07 -4		
		Tim Clark		1200m	1400m	(0:13.55)	(0:10.85)	(0:10.93)	(0:11.99)	(0:12.15)	(0:11.66)	(0:11.66)			
5	10	OUR BENEFACTOR	13	67.3	0:11.04	1:35.76 [5]	1:21.58 [12]	1:10.54 [12]	0:59.36 [12]	0:47.33 [12]	0:35.28 [12]	0:23.83 [12]	0:35.28 +5		
		Martin Harley		Overall	1400m	(0:14.18)	(0:11.04)	(0:11.18)	(0:12.03)	(0:12.05)	(0:11.45)	(0:11.39)			
6	2	WONDER BOY	7	67.7	0:10.76	1:35.80 [6]	1:22.11 [5]	1:11.35 [2]	1:00.36 [2]	0:48.49 [1]	0:36.28 [2]	0:24.59 [2]	0:36.28 +2		
		Jamie Mott		1400m	1400m	(0:13.69)	(0:10.76)	(0:10.99)	(0:11.87)	(0:12.21)	(0:11.69)	(0:11.70)			
7	3	BOOMTOWN BOSS	9	66.8	0:11.11	1:35.81 [7]	1:21.87 [9]	1:10.76 [11]	0:59.46 [11]	0:47.58 [10]	0:35.56 [9]	0:23.97 [10]	0:35.56 +9		
		Emily Lang		1200m	1400m	(0:13.94)	(0:11.11)	(0:11.30)	(0:11.88)	(0:12.02)	(0:11.59)	(0:11.32)			
8	7	TARDELLI	12	67.8	0:10.83	1:35.86 [8]	1:21.75 [11]	1:10.92 [10]	0:59.78 [8]	0:47.73 [9]	0:35.59 [10]	0:24.18 [7]	0:35.59 +7		
		Michael McNab		1400m	1400m	(0:14.11)	(0:10.83)	(0:11.14)	(0:12.05)	(0:12.14)	(0:11.41)	(0:11.41)			
9	6	IMPERIALIST	6	68.0	0:10.98	1:36.02 [9]	1:21.74 [13]	1:10.76 [13]	0:59.61 [13]	0:47.49 [13]	0:35.46 [13]	0:23.96 [13]	0:35.46 -1		
		Ryan Maloney		1200m	1400m	(0:14.28)	(0:10.98)	(0:11.15)	(0:12.12)	(0:12.03)	(0:11.50)	(0:11.41)			
10	14	WARRIOR FOR PEACE	5	67.0	0:10.86	1:36.21 [10]	1:22.15 [10]	1:11.29 [9]	1:00.06 [9]	0:47.97 [11]	0:35.85 [11]	0:24.32 [11]	0:35.85 +3		
		Damien Thornton		1400m	1400m	(0:14.06)	(0:10.86)	(0:11.23)	(0:12.09)	(0:12.12)	(0:11.53)	(0:11.59)			

Scratched: Croupier (#12), Liberty Park (#11), Real Class (#15), Alabama Fox (#17)



Eagle Farm QLD Professional
Race 7: SKY RACING QUEENSLAND GUINEAS - 1600m
03 May 2025 - 15:33



Track Rating: Good 4, Weather: Fine, Rail Position: +7m Entire

Section					Overall	1400m	1200m	1000m	800m	600m	400m	Last 600m		
Field Times					1:34.93 (0:13.55)	1:21.38 (0:10.85)	1:10.53 (0:10.93)	0:59.60 (0:11.98)	0:47.62 (0:12.16)	0:35.46 (0:11.66)	0:23.80 (0:11.55)	0:35.46		
Rank	TAB	Horse/Jockey	Barrier	Top Speed [km/h]	Fastest Section								Distance Travelled [m]	
11	8	SUPERALLOY	1	67.2	0:10.88	1:36.30 [11]	1:22.62 [4]	1:11.74 [4]	1:00.74 [3]	0:48.82 [3]	0:36.64 [3]	0:24.87 [4]	0:36.64	-3
		Bailey Wheeler		1400m	1400m	(0:13.68)	(0:10.88)	(0:11.00)	(0:11.92)	(0:12.18)	(0:11.77)	(0:11.86)		
12	13	ORIENTE	2	67.4	0:10.90	1:37.04 [12]	1:23.41 [2]	1:12.51 [3]	1:01.30 [4]	0:49.18 [6]	0:37.00 [6]	0:25.29 [8]	0:37.00	+4
		Rikki Jamieson		1400m	1400m	(0:13.63)	(0:10.90)	(0:11.21)	(0:12.12)	(0:12.18)	(0:11.71)	(0:11.91)		
13	9	INTERJECTION	10	67.4	0:11.03	1:37.07 [13]	1:23.44 [3]	1:12.41 [7]	1:00.90 [10]	0:48.95 [8]	0:36.87 [8]	0:25.27 [9]	0:36.87	+6
		Craig Williams		1400m	1400m	(0:13.63)	(0:11.03)	(0:11.51)	(0:11.95)	(0:12.08)	(0:11.60)	(0:11.53)		

Scratched: Croupier (#12), Liberty Park (#11), Real Class (#15), Alabama Fox (#17)



Eagle Farm QLD Professional
Race 7: SKY RACING QUEENSLAND GUINEAS - 1600m
03 May 2025 - 15:33



Track Rating: Good 4, Weather: Fine, Rail Position: +7m Entire

Section Field Times				200m 0:12.25 (0:12.25)		Last 600m 0:35.46			
Rank	TAB	Horse/Jockey	Barrier	Top Speed [km/h]	Fastest Section	Margin			Distance Travelled [m]
1	4	DEPTH OF CHARACTER	4	67.6	0:10.85	0:12.25 [1]	1:34.93		0:35.09
		Noel Callow		1400m	1400m	(0:12.25)			
2	16	CHURCHILL'S CHOICE	8	68.7	0:10.85	0:12.39 [4]	2.35L		0:35.48 +5
		Koby Jennings		1400m	1400m	(0:12.39)			
3	5	BEAU DAZZLER	3	66.9	0:10.88	0:12.35 [5]	2.88L		0:35.31 -7
		Jag Guthmann-Chester		1400m	1400m	(0:12.35)			
4	1	SHANGRI LA SPRING	11	68.6	0:10.85	0:12.75 [2]	3.58L		0:36.07 -4
		Tim Clark		1200m	1400m	(0:12.75)			
5	10	OUR BENEFACTOR	13	67.3	0:11.04	0:12.44 [9]	4.92L		0:35.28 +5
		Martin Harley		Overall	1400m	(0:12.44)			
6	2	WONDER BOY	7	67.7	0:10.76	0:12.89 [3]	5.15L		0:36.28 +2
		Jamie Mott		1400m	1400m	(0:12.89)			
7	3	BOOMTOWN BOSS	9	66.8	0:11.11	0:12.65 [7]	5.21L		0:35.56 +9
		Emily Lang		1200m	1400m	(0:12.65)			
8	7	TARDELLI	12	67.8	0:10.83	0:12.77 [6]	5.46L		0:35.59 +7
		Michael McNab		1400m	1400m	(0:12.77)			
9	6	IMPERIALIST	6	68.0	0:10.98	0:12.55 [11]	6.44L		0:35.46 -1
		Ryan Maloney		1200m	1400m	(0:12.55)			
10	14	WARRIOR FOR PEACE	5	67.0	0:10.86	0:12.73 [12]	7.55L		0:35.85 +3
		Damien Thornton		1400m	1400m	(0:12.73)			

Scratched: Croupier (#12), Liberty Park (#11), Real Class (#15), Alabama Fox (#17)

Report Created: Sat 3 May 2025 16:26 GMT+10

(Note: Timing is based on position data)

Page 3/17

[] Ranking at each section and finish
-:-:- No data available at this section
NA No data available

SCN Saddle cloth number
DNF Did not finish
DNT Did not track

data processed by  TRIPLESDATA



Eagle Farm QLD Professional
Race 7: SKY RACING QUEENSLAND GUINEAS - 1600m
03 May 2025 - 15:33



Track Rating: Good 4, Weather: Fine, Rail Position: +7m Entire

Section Field Times		200m 0:12.25 (0:12.25)		Last 600m 0:35.46					
Rank	TAB	Horse/Jockey	Barrier	Top Speed [km/h]	Fastest Section	Margin		Distance Travelled [m]	
11	8	SUPERALLOY	1	67.2	0:10.88	0:13.01 [8]	8.07L	0:36.64	-3
		Bailey Wheeler		1400m	1400m	(0:13.01)			
12	13	ORIENTE	2	67.4	0:10.90	0:13.38 [13]	12.41L	0:37.00	+4
		Rikki Jamieson		1400m	1400m	(0:13.38)			
13	9	INTERJECTION	10	67.4	0:11.03	0:13.74 [10]	12.61L	0:36.87	+6
		Craig Williams		1400m	1400m	(0:13.74)			

Scratched: Croupier (#12), Liberty Park (#11), Real Class (#15), Alabama Fox (#17)



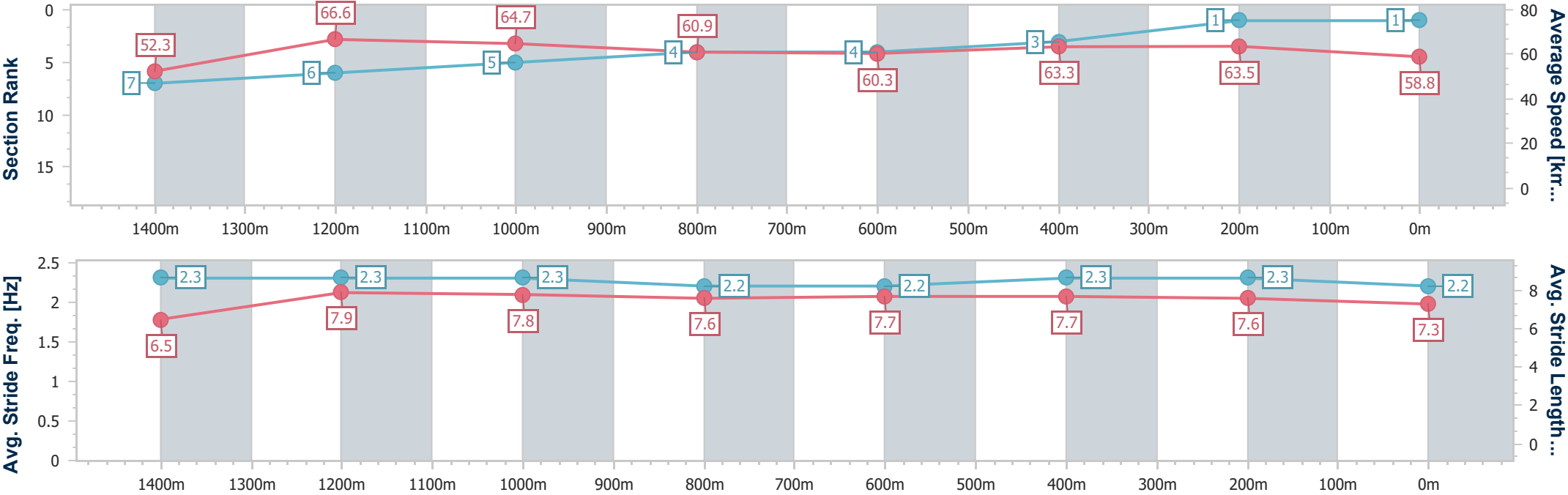
Horse/Jockey Name	Depth Of Character
Final Rank	1
Fastest Section Time (Section)	0:10.85 (1400m)
Top Speed [km/h] (Section)	67.6 (1400m)
Race State	Finished



Eagle Farm QLD Professional
Race 7: SKY RACING QUEENSLAND GUINEAS - 1600m
03 May 2025 - 15:33
Track Rating: Good 4, Weather: Fine, Rail Position: +7m Entire



Section	Overall	1400m	1200m	1000m	800m	600m	400m	200m					
Section Times	1:34.93 [1] (0:13.79)	1:21.14 [7] (0:10.85)	1:10.29 [6] (0:11.11)	0:59.18 [5] (0:12.04)	0:47.14 [4] (0:12.05)	0:35.09 [4] (0:11.47)	0:23.62 [3] (0:11.37)	0:12.25 [1] (0:12.25)					
Average Speed [km/h]	52.3	66.6	64.7	60.9	60.3	63.3	63.5	58.8					
Top Speed [km/h]	67.5	67.6	66.3	63.1	61.5	65.1	65.0	62.0					
Avg. Dist. to Rail [m]	4.9	1.9	2.3	3.0	2.4	2.0	3.9	3.1					
Avg. Stride Freq. [Hz]	2.3	2.3	2.3	2.2	2.2	2.3	2.3	2.2					
Avg. Stride Length [m]	6.5	7.9	7.8	7.6	7.7	7.7	7.6	7.3					





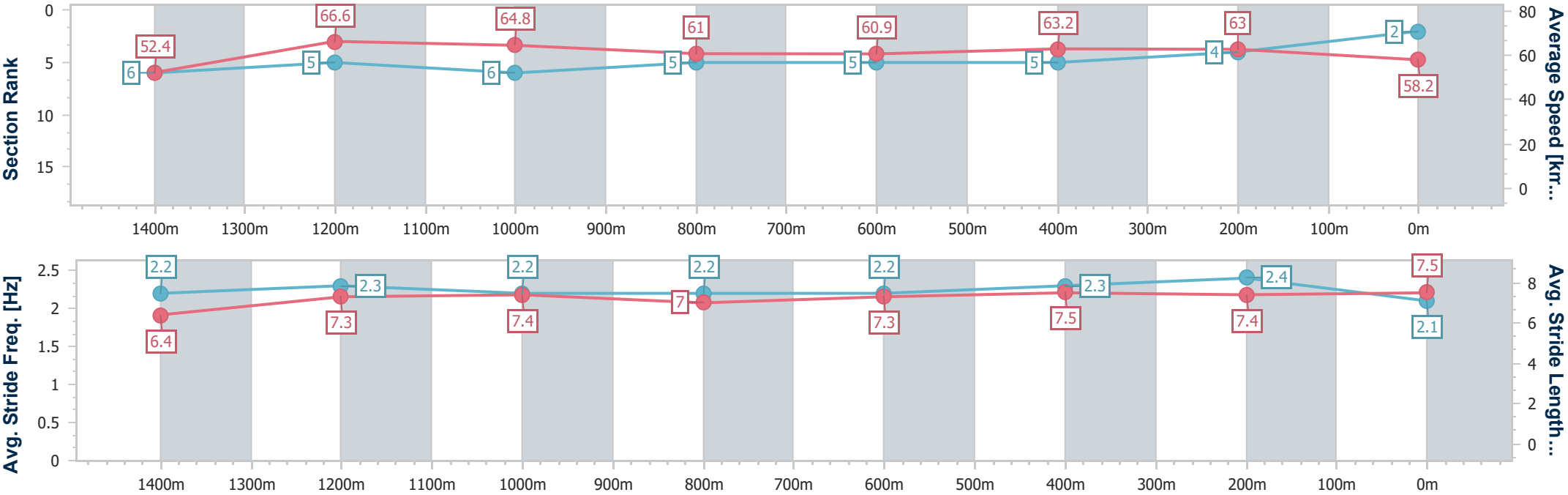
Horse/Jockey Name	Churchill's Choice
Final Rank	2
Fastest Section Time (Section)	0:10.85 (1400m)
Top Speed [km/h] (Section)	68.7 (1400m)
Race State	Finished



Eagle Farm QLD Professional
Race 7: SKY RACING QUEENSLAND GUINEAS - 1600m
03 May 2025 - 15:33
Track Rating: Good 4, Weather: Fine, Rail Position: +7m Entire



Section	Overall	1400m	1200m	1000m	800m	600m	400m	200m					
Section Times	1:35.33 [2] (0:13.77)	1:21.56 [6] (0:10.85)	1:10.71 [5] (0:11.16)	0:59.55 [6] (0:12.03)	0:47.52 [5] (0:12.04)	0:35.48 [5] (0:11.68)	0:23.80 [5] (0:11.41)	0:12.39 [4] (0:12.39)					
Average Speed [km/h]	52.4	66.6	64.8	61.0	60.9	63.2	63.0	58.2					
Top Speed [km/h]	65.5	68.7	68.5	62.7	61.8	64.4	64.4	60.8					
Avg. Dist. to Rail [m]	8.8	4.1	3.9	4.2	3.8	4.9	6.9	7.3					
Avg. Stride Freq. [Hz]	2.2	2.3	2.2	2.2	2.2	2.3	2.4	2.1					
Avg. Stride Length [m]	6.4	7.3	7.4	7.0	7.3	7.5	7.4	7.5					





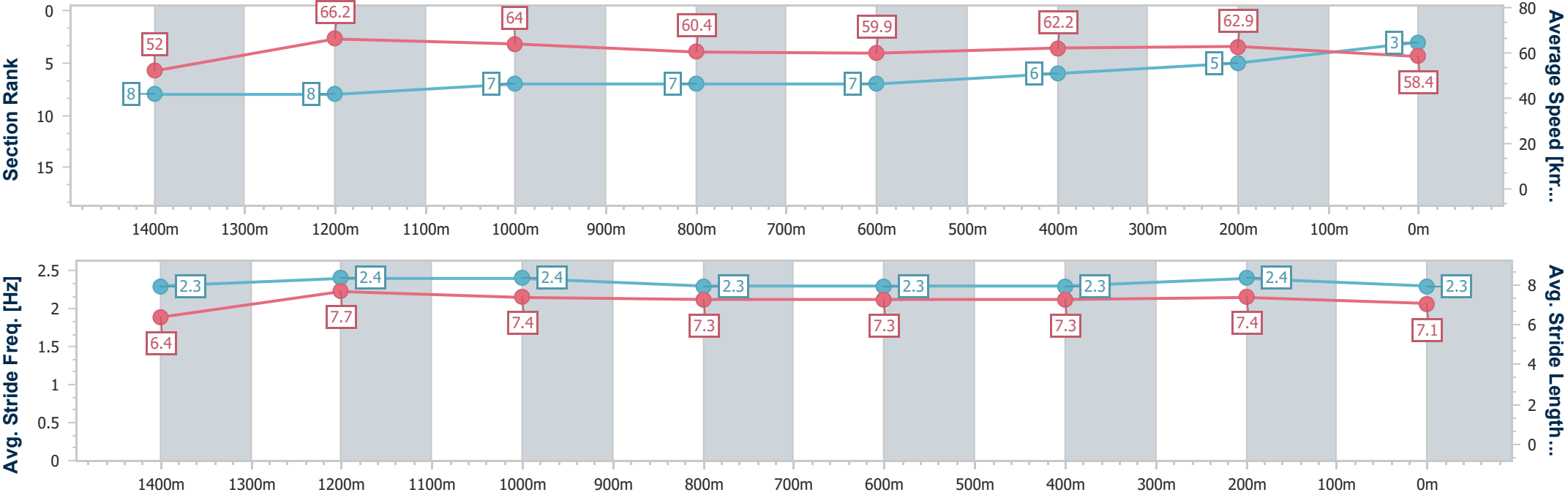
Horse/Jockey Name	Beau Dazzler
Final Rank	3
Fastest Section Time (Section)	0:10.88 (1400m)
Top Speed [km/h] (Section)	66.9 (1400m)
Race State	Finished



Eagle Farm QLD Professional
Race 7: SKY RACING QUEENSLAND GUINEAS - 1600m
03 May 2025 - 15:33
Track Rating: Good 4, Weather: Fine, Rail Position: +7m Entire



Section	Overall	1400m	1200m	1000m	800m	600m	400m	200m					
Section Times	1:35.42 [3] (0:13.87)	1:21.55 [8] (0:10.88)	1:10.67 [8] (0:11.27)	0:59.40 [7] (0:11.98)	0:47.42 [7] (0:12.11)	0:35.31 [7] (0:11.49)	0:23.82 [6] (0:11.47)	0:12.35 [5] (0:12.35)					
Average Speed [km/h]	52.0	66.2	64.0	60.4	59.9	62.2	62.9	58.4					
Top Speed [km/h]	66.0	66.9	66.7	61.7	61.6	64.4	64.0	61.3					
Avg. Dist. to Rail [m]	4.2	0.7	0.8	1.2	1.3	1.2	1.6	3.9					
Avg. Stride Freq. [Hz]	2.3	2.4	2.4	2.3	2.3	2.3	2.4	2.3					
Avg. Stride Length [m]	6.4	7.7	7.4	7.3	7.3	7.3	7.4	7.1					





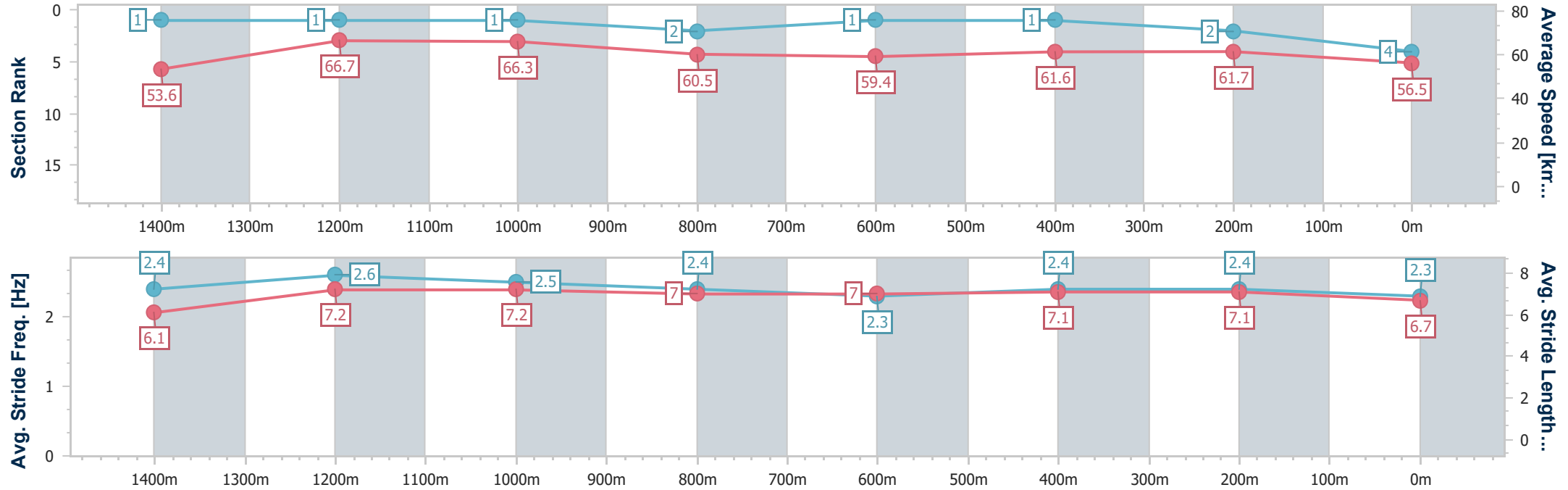
Horse/Jockey Name	Shangri La Spring
Final Rank	4
Fastest Section Time (Section)	0:10.85 (1400m)
Top Speed [km/h] (Section)	68.6 (1200m)
Race State	Finished



Eagle Farm QLD Professional
Race 7: SKY RACING QUEENSLAND GUINEAS - 1600m
03 May 2025 - 15:33
Track Rating: Good 4, Weather: Fine, Rail Position: +7m Entire



Section	Overall	1400m	1200m	1000m	800m	600m	400m	200m					
Section Times	1:35.54 [4] (0:13.55)	1:21.99 [1] (0:10.85)	1:11.14 [1] (0:10.93)	1:00.21 [1] (0:11.99)	0:48.22 [2] (0:12.15)	0:36.07 [1] (0:11.66)	0:24.41 [1] (0:11.66)	0:12.75 [2] (0:12.75)					
Average Speed [km/h]	53.6	66.7	66.3	60.5	59.4	61.6	61.7	56.5					
Top Speed [km/h]	67.9	68.1	68.6	61.5	59.9	63.1	63.7	59.6					
Avg. Dist. to Rail [m]	12.6	9.2	5.2	1.6	0.9	0.6	0.7	1.3					
Avg. Stride Freq. [Hz]	2.4	2.6	2.5	2.4	2.3	2.4	2.4	2.3					
Avg. Stride Length [m]	6.1	7.2	7.2	7.0	7.0	7.1	7.1	6.7					





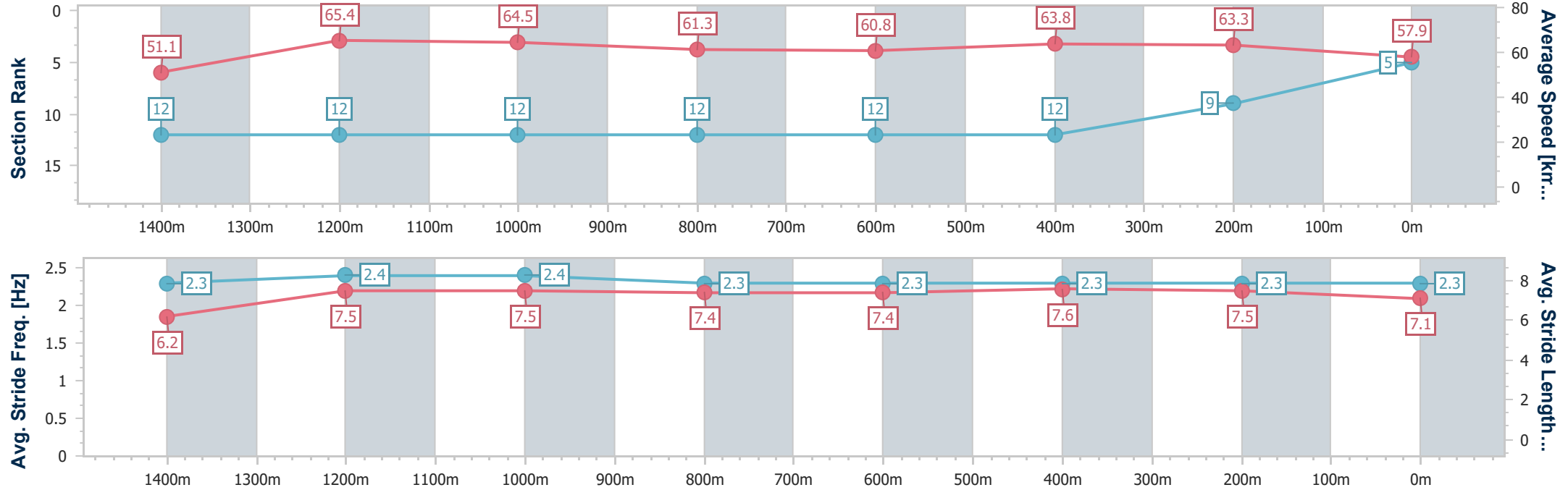
Horse/Jockey Name	Our Benefactor
Final Rank	5
Fastest Section Time (Section)	0:11.04 (1400m)
Top Speed [km/h] (Section)	67.3 (Overall)
Race State	Finished



Eagle Farm QLD Professional
Race 7: SKY RACING QUEENSLAND GUINEAS - 1600m
03 May 2025 - 15:33
Track Rating: Good 4, Weather: Fine, Rail Position: +7m Entire



Section	Overall	1400m	1200m	1000m	800m	600m	400m	200m					
Section Times	1:35.76 [5] (0:14.18)	1:21.58 [12] (0:11.04)	1:10.54 [12] (0:11.18)	0:59.36 [12] (0:12.03)	0:47.33 [12] (0:12.05)	0:35.28 [12] (0:11.45)	0:23.83 [12] (0:11.39)	0:12.44 [9] (0:12.44)					
Average Speed [km/h]	51.1	65.4	64.5	61.3	60.8	63.8	63.3	57.9					
Top Speed [km/h]	67.3	67.0	66.7	62.3	62.2	66.1	66.0	60.2					
Avg. Dist. to Rail [m]	12.1	4.1	4.1	4.7	3.9	3.0	5.6	5.8					
Avg. Stride Freq. [Hz]	2.3	2.4	2.4	2.3	2.3	2.3	2.3	2.3					
Avg. Stride Length [m]	6.2	7.5	7.5	7.4	7.4	7.6	7.5	7.1					





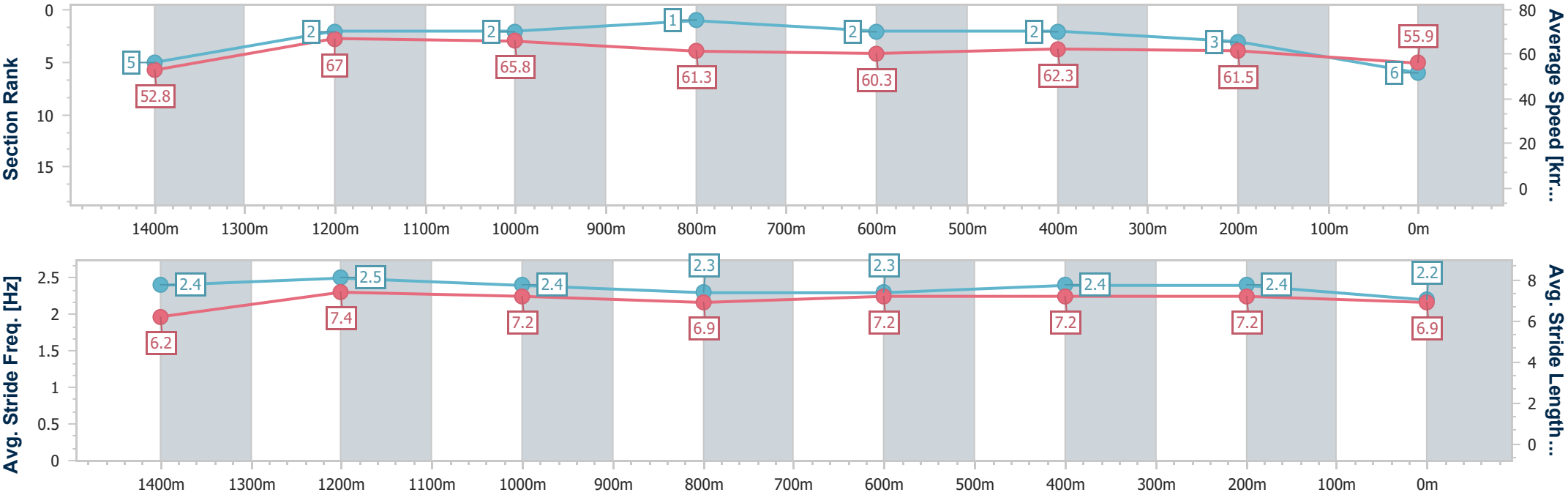
Horse/Jockey Name	Wonder Boy
Final Rank	6
Fastest Section Time (Section)	0:10.76 (1400m)
Top Speed [km/h] (Section)	67.7 (1400m)
Race State	Finished



Eagle Farm QLD Professional
Race 7: SKY RACING QUEENSLAND GUINEAS - 1600m
03 May 2025 - 15:33
Track Rating: Good 4, Weather: Fine, Rail Position: +7m Entire



Section	Overall	1400m	1200m	1000m	800m	600m	400m	200m					
Section Times	1:35.80 [6] (0:13.69)	1:22.11 [5] (0:10.76)	1:11.35 [2] (0:10.99)	1:00.36 [2] (0:11.87)	0:48.49 [1] (0:12.21)	0:36.28 [2] (0:11.69)	0:24.59 [2] (0:11.70)	0:12.89 [3] (0:12.89)					
Average Speed [km/h]	52.8	67.0	65.8	61.3	60.3	62.3	61.5	55.9					
Top Speed [km/h]	67.3	67.7	66.8	63.9	61.5	63.1	63.4	59.6					
Avg. Dist. to Rail [m]	8.0	3.6	2.5	2.8	3.8	3.1	4.6	4.3					
Avg. Stride Freq. [Hz]	2.4	2.5	2.4	2.3	2.3	2.4	2.4	2.2					
Avg. Stride Length [m]	6.2	7.4	7.2	6.9	7.2	7.2	7.2	6.9					





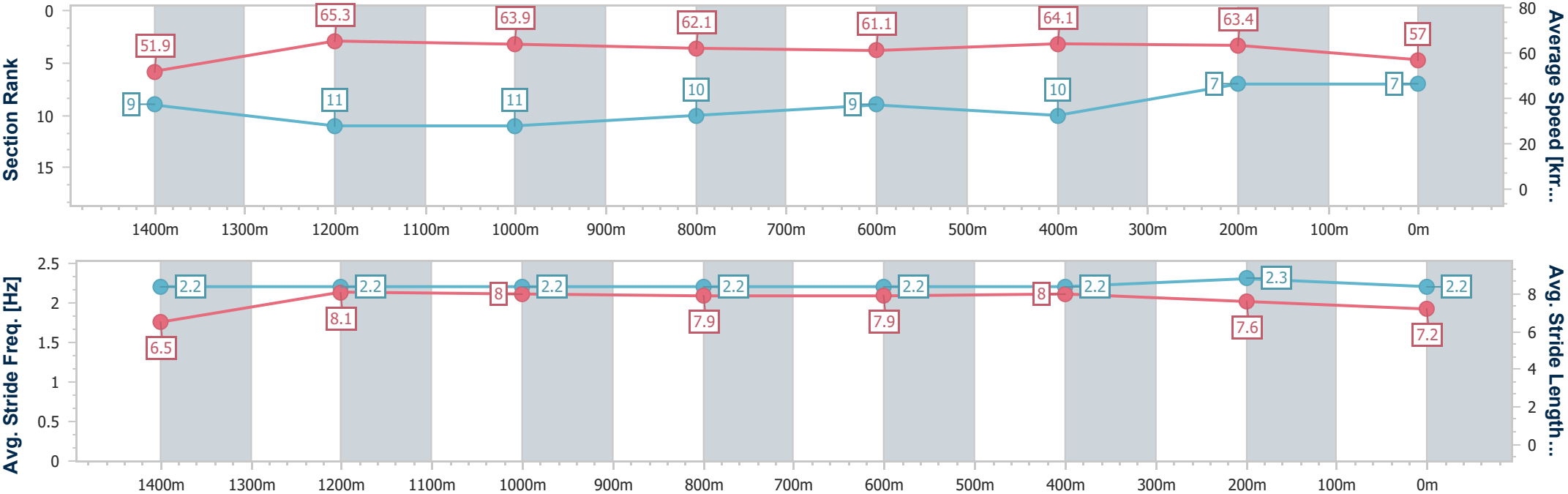
Horse/Jockey Name	Boomtown Boss
Final Rank	7
Fastest Section Time (Section)	0:11.11 (1400m)
Top Speed [km/h] (Section)	66.8 (1200m)
Race State	Finished



Eagle Farm QLD Professional
Race 7: SKY RACING QUEENSLAND GUINEAS - 1600m
03 May 2025 - 15:33
Track Rating: Good 4, Weather: Fine, Rail Position: +7m Entire



Section	Overall	1400m	1200m	1000m	800m	600m	400m	200m					
Section Times	1:35.81 [7] (0:13.94)	1:21.87 [9] (0:11.11)	1:10.76 [11] (0:11.30)	0:59.46 [11] (0:11.88)	0:47.58 [10] (0:12.02)	0:35.56 [9] (0:11.59)	0:23.97 [10] (0:11.32)	0:12.65 [7] (0:12.65)					
Average Speed [km/h]	51.9	65.3	63.9	62.1	61.1	64.1	63.4	57.0					
Top Speed [km/h]	63.8	66.7	66.8	63.8	62.9	65.2	64.9	61.0					
Avg. Dist. to Rail [m]	9.7	4.3	4.1	5.0	4.9	6.3	9.6	8.7					
Avg. Stride Freq. [Hz]	2.2	2.2	2.2	2.2	2.2	2.2	2.3	2.2					
Avg. Stride Length [m]	6.5	8.1	8.0	7.9	7.9	8.0	7.6	7.2					





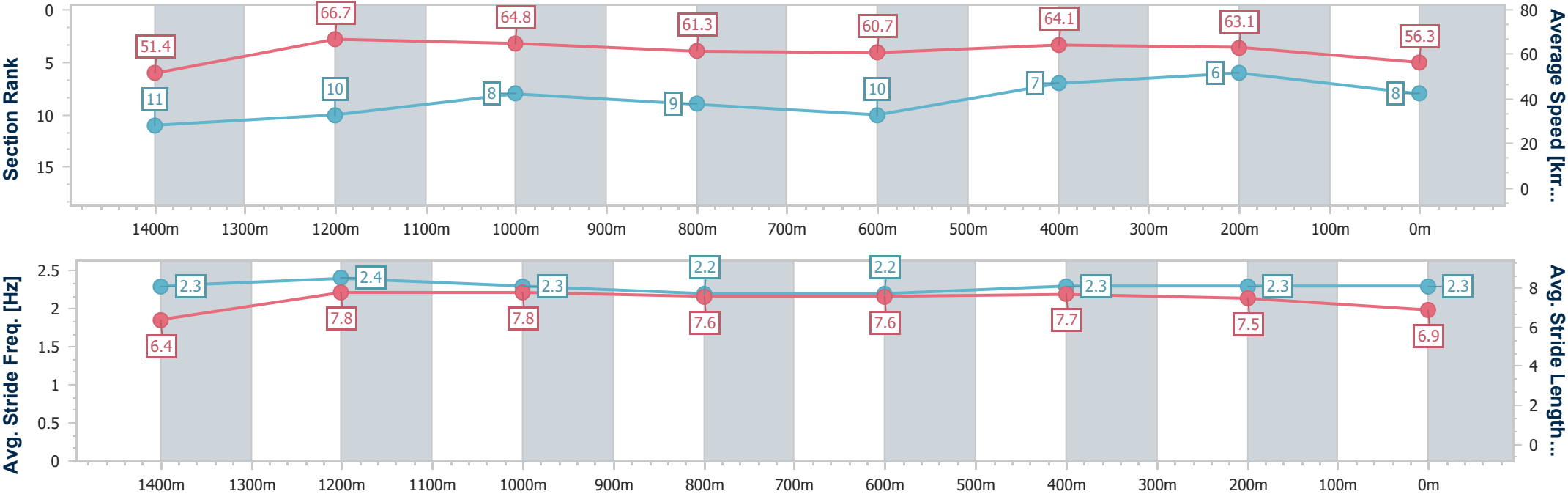
Horse/Jockey Name	Tardelli
Final Rank	8
Fastest Section Time (Section)	0:10.83 (1400m)
Top Speed [km/h] (Section)	67.8 (1400m)
Race State	Finished



Eagle Farm QLD Professional
Race 7: SKY RACING QUEENSLAND GUINEAS - 1600m
03 May 2025 - 15:33
Track Rating: Good 4, Weather: Fine, Rail Position: +7m Entire



Section	Overall	1400m	1200m	1000m	800m	600m	400m	200m					
Section Times	1:35.86 [8] (0:14.11)	1:21.75 [11] (0:10.83)	1:10.92 [10] (0:11.14)	0:59.78 [8] (0:12.05)	0:47.73 [9] (0:12.14)	0:35.59 [10] (0:11.41)	0:24.18 [7] (0:11.41)	0:12.77 [6] (0:12.77)					
Average Speed [km/h]	51.4	66.7	64.8	61.3	60.7	64.1	63.1	56.3					
Top Speed [km/h]	67.2	67.8	66.8	63.9	62.8	66.0	65.0	60.0					
Avg. Dist. to Rail [m]	10.6	3.6	4.1	5.2	5.2	3.7	4.8	5.3					
Avg. Stride Freq. [Hz]	2.3	2.4	2.3	2.2	2.2	2.3	2.3	2.3					
Avg. Stride Length [m]	6.4	7.8	7.8	7.6	7.6	7.7	7.5	6.9					





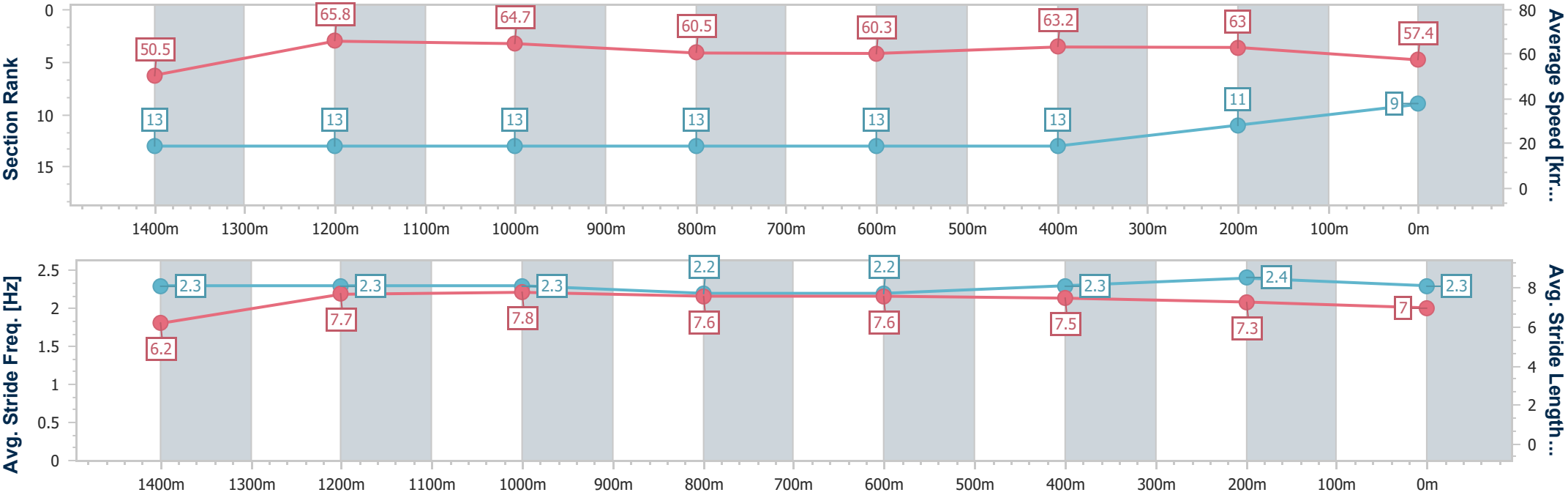
Horse/Jockey Name	Imperialist
Final Rank	9
Fastest Section Time (Section)	0:10.98 (1400m)
Top Speed [km/h] (Section)	68.0 (1200m)
Race State	Finished



Eagle Farm QLD Professional
Race 7: SKY RACING QUEENSLAND GUINEAS - 1600m
03 May 2025 - 15:33
Track Rating: Good 4, Weather: Fine, Rail Position: +7m Entire



Section	Overall	1400m	1200m	1000m	800m	600m	400m	200m					
Section Times	1:36.02 [9] (0:14.28)	1:21.74 [13] (0:10.98)	1:10.76 [13] (0:11.15)	0:59.61 [13] (0:12.12)	0:47.49 [13] (0:12.03)	0:35.46 [13] (0:11.50)	0:23.96 [13] (0:11.41)	0:12.55 [11] (0:12.55)					
Average Speed [km/h]	50.5	65.8	64.7	60.5	60.3	63.2	63.0	57.4					
Top Speed [km/h]	65.6	67.8	68.0	61.4	61.4	65.3	64.6	60.9					
Avg. Dist. to Rail [m]	7.8	2.4	2.9	3.4	1.7	1.9	4.0	4.1					
Avg. Stride Freq. [Hz]	2.3	2.3	2.3	2.2	2.2	2.3	2.4	2.3					
Avg. Stride Length [m]	6.2	7.7	7.8	7.6	7.6	7.5	7.3	7.0					





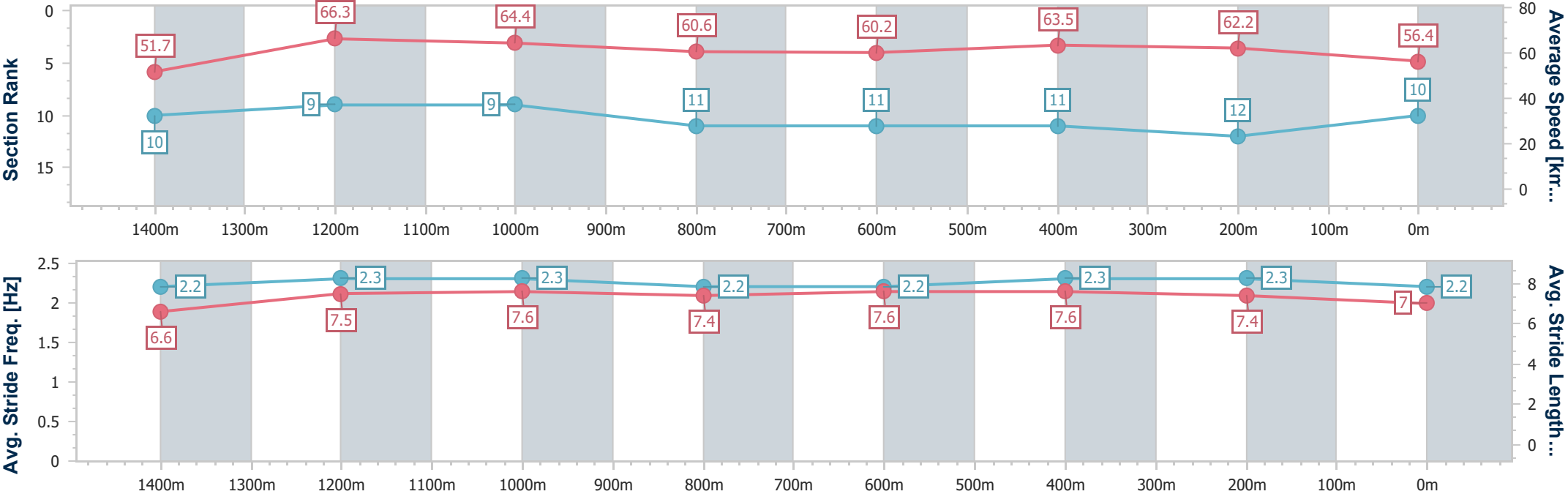
Horse/Jockey Name	Warrior For Peace
Final Rank	10
Fastest Section Time (Section)	0:10.86 (1400m)
Top Speed [km/h] (Section)	67.0 (1400m)
Race State	Finished



Eagle Farm QLD Professional
Race 7: SKY RACING QUEENSLAND GUINEAS - 1600m
03 May 2025 - 15:33
Track Rating: Good 4, Weather: Fine, Rail Position: +7m Entire



Section	Overall	1400m	1200m	1000m	800m	600m	400m	200m					
Section Times	1:36.21 [10] (0:14.06)	1:22.15 [10] (0:10.86)	1:11.29 [9] (0:11.23)	1:00.06 [9] (0:12.09)	0:47.97 [11] (0:12.12)	0:35.85 [11] (0:11.53)	0:24.32 [11] (0:11.59)	0:12.73 [12] (0:12.73)					
Average Speed [km/h]	51.7	66.3	64.4	60.6	60.2	63.5	62.2	56.4					
Top Speed [km/h]	66.7	67.0	66.3	62.1	61.6	64.3	64.1	59.4					
Avg. Dist. to Rail [m]	7.0	2.3	2.2	3.5	3.6	3.1	3.3	2.3					
Avg. Stride Freq. [Hz]	2.2	2.3	2.3	2.2	2.2	2.3	2.3	2.2					
Avg. Stride Length [m]	6.6	7.5	7.6	7.4	7.6	7.6	7.4	7.0					





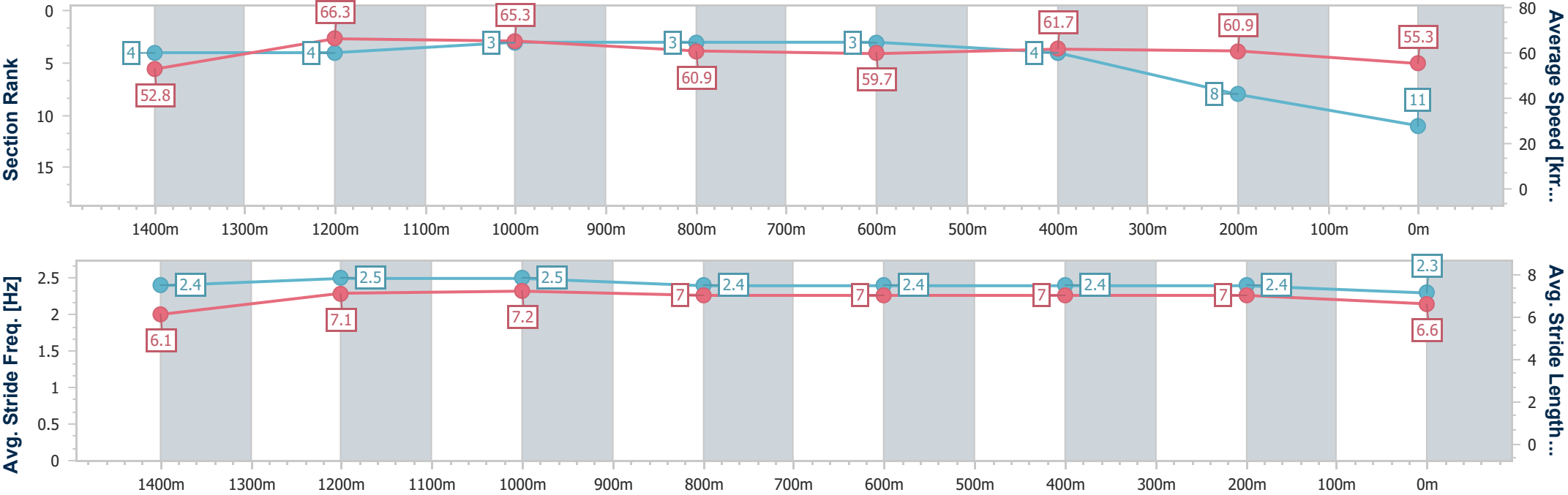
Horse/Jockey Name	Superalloy
Final Rank	11
Fastest Section Time (Section)	0:10.88 (1400m)
Top Speed [km/h] (Section)	67.2 (1400m)
Race State	Finished



Eagle Farm QLD Professional
Race 7: SKY RACING QUEENSLAND GUINEAS - 1600m
03 May 2025 - 15:33
Track Rating: Good 4, Weather: Fine, Rail Position: +7m Entire



Section	Overall	1400m	1200m	1000m	800m	600m	400m	200m					
Section Times	1:36.30 [11] (0:13.68)	1:22.62 [4] (0:10.88)	1:11.74 [4] (0:11.00)	1:00.74 [3] (0:11.92)	0:48.82 [3] (0:12.18)	0:36.64 [3] (0:11.77)	0:24.87 [4] (0:11.86)	0:13.01 [8] (0:13.01)					
Average Speed [km/h]	52.8	66.3	65.3	60.9	59.7	61.7	60.9	55.3					
Top Speed [km/h]	66.2	67.2	67.1	61.9	60.4	63.2	62.5	58.8					
Avg. Dist. to Rail [m]	4.3	1.2	2.0	1.4	2.6	1.5	2.6	3.8					
Avg. Stride Freq. [Hz]	2.4	2.5	2.5	2.4	2.4	2.4	2.4	2.3					
Avg. Stride Length [m]	6.1	7.1	7.2	7.0	7.0	7.0	7.0	6.6					





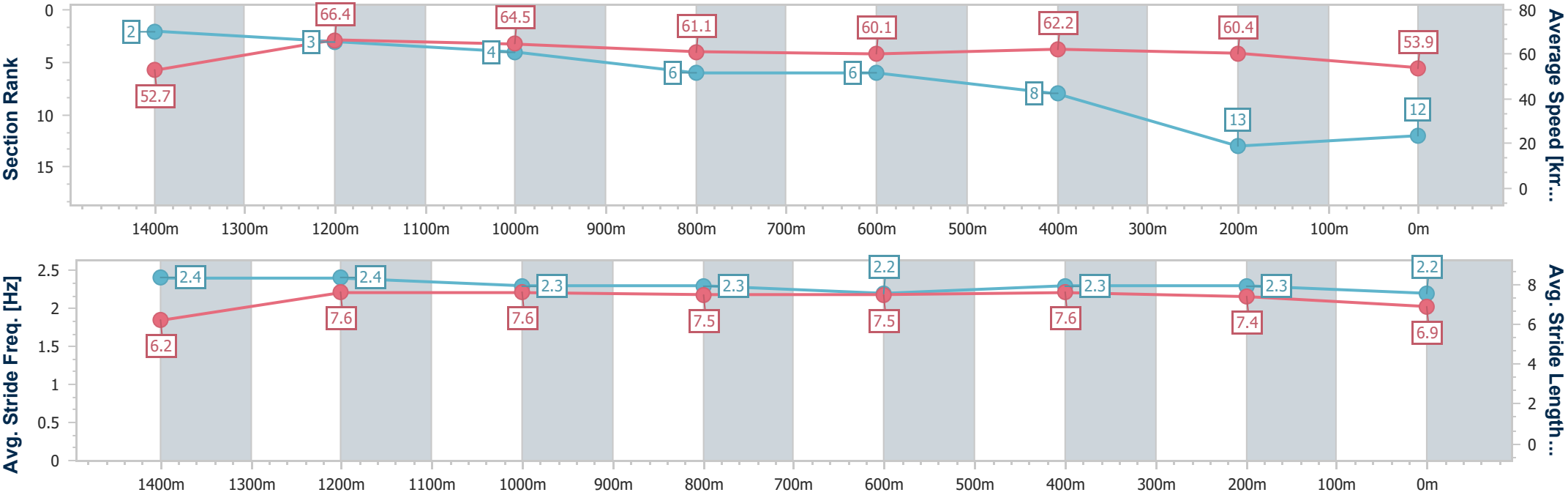
Horse/Jockey Name	Oriente
Final Rank	12
Fastest Section Time (Section)	0:10.90 (1400m)
Top Speed [km/h] (Section)	67.4 (1400m)
Race State	Finished



Eagle Farm QLD Professional
Race 7: SKY RACING QUEENSLAND GUINEAS - 1600m
03 May 2025 - 15:33
Track Rating: Good 4, Weather: Fine, Rail Position: +7m Entire



Section	Overall	1400m	1200m	1000m	800m	600m	400m	200m					
Section Times	1:37.04 [12] (0:13.63)	1:23.41 [2] (0:10.90)	1:12.51 [3] (0:11.21)	1:01.30 [4] (0:12.12)	0:49.18 [6] (0:12.18)	0:37.00 [6] (0:11.71)	0:25.29 [8] (0:11.91)	0:13.38 [13] (0:13.38)					
Average Speed [km/h]	52.7	66.4	64.5	61.1	60.1	62.2	60.4	53.9					
Top Speed [km/h]	66.4	67.4	65.9	63.6	61.1	63.2	62.4	58.9					
Avg. Dist. to Rail [m]	4.7	3.4	4.6	5.5	4.3	2.2	5.8	7.2					
Avg. Stride Freq. [Hz]	2.4	2.4	2.3	2.3	2.2	2.3	2.3	2.2					
Avg. Stride Length [m]	6.2	7.6	7.6	7.5	7.5	7.6	7.4	6.9					





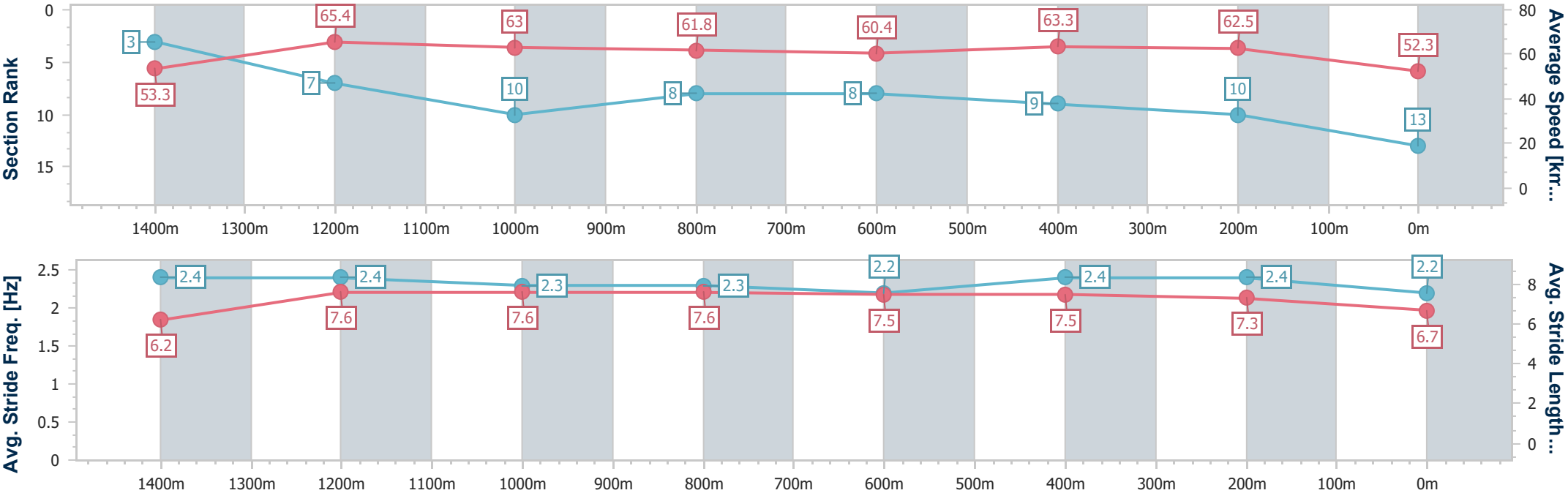
Horse/Jockey Name	Interjection
Final Rank	13
Fastest Section Time (Section)	0:11.03 (1400m)
Top Speed [km/h] (Section)	67.4 (1400m)
Race State	Finished



Eagle Farm QLD Professional
Race 7: SKY RACING QUEENSLAND GUINEAS - 1600m
03 May 2025 - 15:33
Track Rating: Good 4, Weather: Fine, Rail Position: +7m Entire



Section	Overall	1400m	1200m	1000m	800m	600m	400m	200m					
Section Times	1:37.07 [13] (0:13.63)	1:23.44 [3] (0:11.03)	1:12.41 [7] (0:11.51)	1:00.90 [10] (0:11.95)	0:48.95 [8] (0:12.08)	0:36.87 [8] (0:11.60)	0:25.27 [9] (0:11.53)	0:13.74 [10] (0:13.74)					
Average Speed [km/h]	53.3	65.4	63.0	61.8	60.4	63.3	62.5	52.3					
Top Speed [km/h]	67.1	67.4	64.3	63.0	62.3	64.3	64.8	58.5					
Avg. Dist. to Rail [m]	11.0	6.4	5.0	5.1	3.7	4.0	6.7	6.8					
Avg. Stride Freq. [Hz]	2.4	2.4	2.3	2.3	2.2	2.4	2.4	2.2					
Avg. Stride Length [m]	6.2	7.6	7.6	7.6	7.5	7.5	7.3	6.7					





Eagle Farm QLD Professional
Race 8: U&U RECRUITMENT VICTORY STAKES - 1200m
03 May 2025 - 16:14



Track Rating: Good 4, Weather: Fine, Rail Position: +7m Entire

Section						Overall	1000m	800m	600m	400m	200m	Last 600m			
Field Times						1:09.60 (0:13.16)	0:56.44 (0:10.98)	0:45.46 (0:11.30)	0:34.16 (0:11.34)	0:22.82 (0:11.11)	0:11.71 (0:11.71)	0:34.16			
Rank	TAB	Horse/Jockey	Barrier	Top Speed [km/h]	Fastest Section									Margin	Distance Travelled [m]
1	13	LIBERTAD	2	68.7	0:10.72	1:09.60 [1]	0:55.94 [10]	0:44.91 [8]	0:33.50 [8]	0:22.43 [5]	0:11.71 [1]	1:09.60	0:33.50		
		Jamie Mott		400m	400m	(0:13.66)	(0:11.03)	(0:11.41)	(0:11.07)	(0:10.72)	(0:11.71)				
2	4	JEDIBEEL	5	69.0	0:10.71	1:09.61 [2]	0:55.87 [11]	0:44.58 [11]	0:33.25 [11]	0:22.20 [9]	0:11.49 [4]	0.04L	0:33.25	-1	
		Robbie Dolan		400m	400m	(0:13.74)	(0:11.29)	(0:11.33)	(0:11.05)	(0:10.71)	(0:11.49)				
3	2	GOLDEN MILE	16	69.0	0:10.63	1:09.89 [3]	0:56.02 [12]	0:44.69 [12]	0:33.40 [12]	0:22.32 [12]	0:11.69 [5]	1.69L	0:33.40	+2	
		Angela Jones		400m	400m	(0:13.87)	(0:11.33)	(0:11.29)	(0:11.08)	(0:10.63)	(0:11.69)				
4	1	ROTHFIRE	6	68.2	0:10.97	1:09.91 [4]	0:56.74 [2]	0:45.77 [1]	0:34.47 [1]	0:23.13 [1]	0:11.99 [2]	1.82L	0:34.47	-1	
		Mark Du Plessis		1000m	1000m	(0:13.17)	(0:10.97)	(0:11.30)	(0:11.34)	(0:11.14)	(0:11.99)				
5	8	CANNONBALL	8	68.1	0:10.83	1:10.10 [5]	0:56.51 [8]	0:45.22 [10]	0:33.89 [10]	0:22.62 [10]	0:11.79 [10]	2.9L	0:33.89	+4	
		Noel Callow		400m	400m	(0:13.59)	(0:11.29)	(0:11.33)	(0:11.27)	(0:10.83)	(0:11.79)				
6	9	WATERFORD	9	69.3	0:10.70	1:10.10 [6]	0:55.93 [14]	0:44.87 [13]	0:33.40 [13]	0:22.34 [13]	0:11.64 [12]	2.91L	0:33.40	+1	
		Alysha Collett		400m	400m	(0:14.17)	(0:11.06)	(0:11.47)	(0:11.06)	(0:10.70)	(0:11.64)				
7	6	FREEDOM RALLY	3	67.4	0:11.07	1:10.15 [7]	0:56.79 [5]	0:45.60 [5]	0:34.16 [7]	0:22.95 [6]	0:11.88 [9]	3.21L	0:34.16	-2	
		Ryan Maloney		1000m	400m	(0:13.36)	(0:11.19)	(0:11.44)	(0:11.21)	(0:11.07)	(0:11.88)				
8	11	KING KAPA	4	66.6	0:11.11	1:10.17 [8]	0:56.64 [7]	0:45.49 [7]	0:34.19 [6]	0:22.89 [7]	0:11.78 [11]	3.35L	0:34.19	-2	
		Cejay Graham		400m	400m	(0:13.53)	(0:11.15)	(0:11.30)	(0:11.30)	(0:11.11)	(0:11.78)				
9	12	PAYLINE	13	69.8	0:10.72	1:10.20 [9]	0:56.01 [15]	0:44.71 [15]	0:33.34 [15]	0:22.38 [15]	0:11.66 [14]	3.49L	0:33.34	+3	
		Justin Huxtable		400m	400m	(0:14.19)	(0:11.30)	(0:11.37)	(0:10.96)	(0:10.72)	(0:11.66)				
10	16	ABOUNDING	12	67.4	0:10.93	1:10.33 [10]	0:56.95 [6]	0:45.68 [6]	0:34.37 [5]	0:22.99 [8]	0:12.06 [8]	4.27L	0:34.37	+8	
		Martin Harley		1000m	400m	(0:13.38)	(0:11.27)	(0:11.31)	(0:11.38)	(0:10.93)	(0:12.06)				

Scratched: Lady Laguna (#15)



Eagle Farm QLD Professional
Race 8: U&U RECRUITMENT VICTORY STAKES - 1200m
03 May 2025 - 16:14



Track Rating: Good 4, Weather: Fine, Rail Position: +7m Entire

Section		Overall				1000m	800m	600m	400m	200m	Last 600m		
Field Times		1:09.60				0:56.44	0:45.46	0:34.16	0:22.82	0:11.71	0:34.16		
		(0:13.16)				(0:10.98)	(0:11.30)	(0:11.34)	(0:11.11)	(0:11.71)			
Rank	TAB Horse/Jockey	Barrier	Top Speed [km/h]	Fastest Section							Margin	Distance Travelled [m]	
11	10 CIFRADO	15	67.2	0:11.00	1:10.39 [11]	0:56.74 [9]	0:45.57 [9]	0:34.20 [9]	0:22.90 [11]	0:11.90 [13]	4.64L	0:34.20	+5
	Kyle Wilson-Taylor		400m	400m	(0:13.65)	(0:11.17)	(0:11.37)	(0:11.30)	(0:11.00)	(0:11.90)			
12	14 COLEMAN	7	68.3	0:10.78	1:10.42 [12]	0:56.36 [13]	0:45.01 [14]	0:33.68 [14]	0:22.63 [14]	0:11.85 [15]	4.78L	0:33.68	+3
	Bailey Wheeler		400m	400m	(0:14.06)	(0:11.35)	(0:11.33)	(0:11.05)	(0:10.78)	(0:11.85)			
13	7 HIDDEN WEALTH	14	69.2	0:10.99	1:10.53 [13]	0:57.31 [3]	0:46.32 [3]	0:34.99 [3]	0:23.64 [2]	0:12.51 [3]	5.48L	0:34.99	+6
	Tim Clark		Overall	1000m	(0:13.22)	(0:10.99)	(0:11.33)	(0:11.35)	(0:11.13)	(0:12.51)			
14	17 EL MORZILLO	10	69.2	0:10.82	1:10.63 [14]	0:56.25 [16]	0:45.12 [16]	0:33.73 [16]	0:22.64 [16]	0:11.82 [16]	6.03L	0:33.73	+8
	Damien Thornton		400m	400m	(0:14.38)	(0:11.13)	(0:11.39)	(0:11.09)	(0:10.82)	(0:11.82)			
15	5 FAR TOO EASY	11	66.6	0:11.11	1:10.80 [15]	0:57.54 [4]	0:46.36 [4]	0:35.01 [4]	0:23.65 [4]	0:12.54 [6]	7.07L	0:35.01	+1
	Craig Williams		1000m	400m	(0:13.26)	(0:11.18)	(0:11.35)	(0:11.36)	(0:11.11)	(0:12.54)			
16	3 COAL CRUSHER	1	68.5	0:11.04	1:11.28 [16]	0:58.12 [1]	0:47.08 [2]	0:35.81 [2]	0:24.34 [3]	0:13.02 [6]	9.86L	0:35.81	-3
	Andrew Mallyon		Overall	1000m	(0:13.16)	(0:11.04)	(0:11.27)	(0:11.47)	(0:11.32)	(0:13.02)			

Scratched: Lady Laguna (#15)



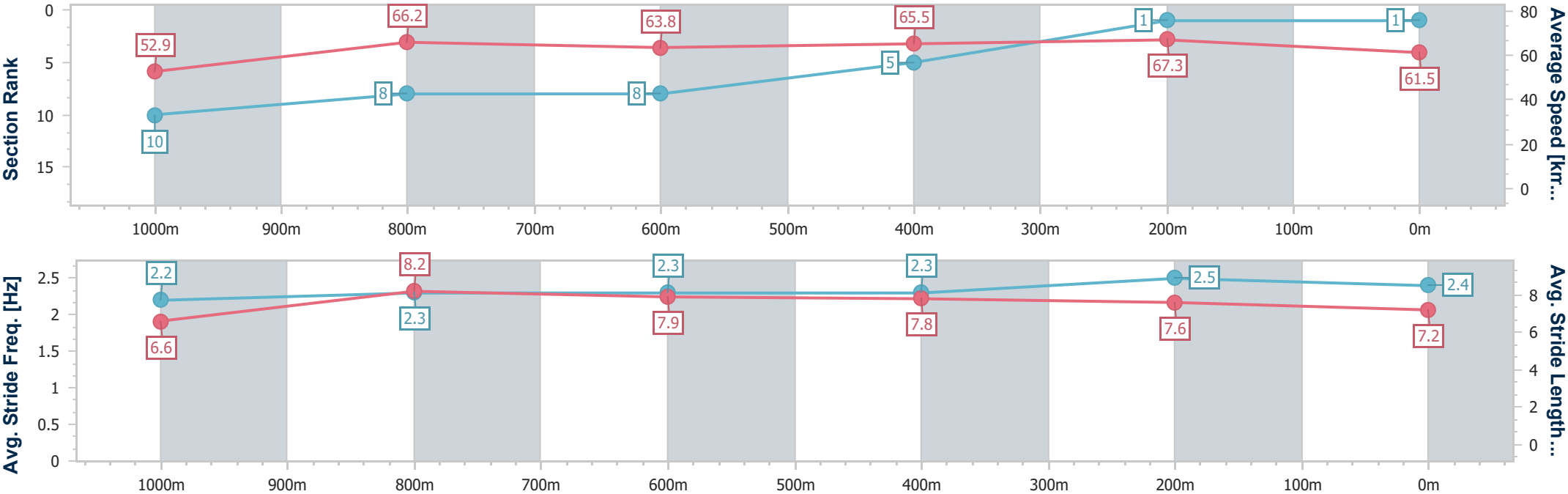
Horse/Jockey Name	Libertad
Final Rank	1
Fastest Section Time (Section)	0:10.72 (400m)
Top Speed [km/h] (Section)	68.7 (400m)
Race State	Finished



Eagle Farm QLD Professional
Race 8: U&U RECRUITMENT VICTORY STAKES - 1200m
03 May 2025 - 16:14
Track Rating: Good 4, Weather: Fine, Rail Position: +7m Entire



Section	Overall	1000m	800m	600m	400m	200m							
Section Times	1:09.60 [1] (0:13.66)	0:55.94 [10] (0:11.03)	0:44.91 [8] (0:11.41)	0:33.50 [8] (0:11.07)	0:22.43 [5] (0:10.72)	0:11.71 [1] (0:11.71)							
Average Speed [km/h]	52.9	66.2	63.8	65.5	67.3	61.5							
Top Speed [km/h]	67.9	67.4	64.9	66.8	68.7	65.0							
Avg. Dist. to Rail [m]	2.5	2.6	2.6	1.7	2.0	1.9							
Avg. Stride Freq. [Hz]	2.2	2.3	2.3	2.3	2.5	2.4							
Avg. Stride Length [m]	6.6	8.2	7.9	7.8	7.6	7.2							





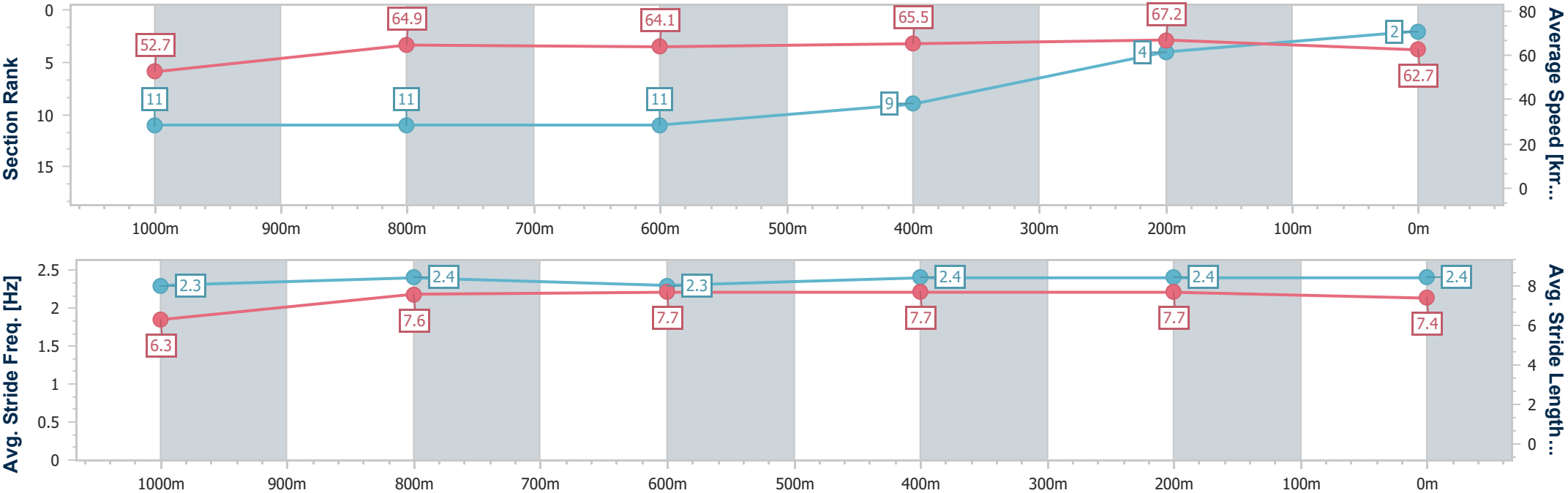
Horse/Jockey Name	Jedibeel
Final Rank	2
Fastest Section Time (Section)	0:10.71 (400m)
Top Speed [km/h] (Section)	69.0 (400m)
Race State	Finished



Eagle Farm QLD Professional
Race 8: U&U RECRUITMENT VICTORY STAKES - 1200m
03 May 2025 - 16:14
Track Rating: Good 4, Weather: Fine, Rail Position: +7m Entire



Section	Overall	1000m	800m	600m	400m	200m							
Section Times	1:09.61 [2] (0:13.74)	0:55.87 [11] (0:11.29)	0:44.58 [11] (0:11.33)	0:33.25 [11] (0:11.05)	0:22.20 [9] (0:10.71)	0:11.49 [4] (0:11.49)							
Average Speed [km/h]	52.7	64.9	64.1	65.5	67.2	62.7							
Top Speed [km/h]	66.2	65.8	65.0	66.7	69.0	64.9							
Avg. Dist. to Rail [m]	4.7	3.3	1.8	1.3	2.4	1.1							
Avg. Stride Freq. [Hz]	2.3	2.4	2.3	2.4	2.4	2.4							
Avg. Stride Length [m]	6.3	7.6	7.7	7.7	7.7	7.4							





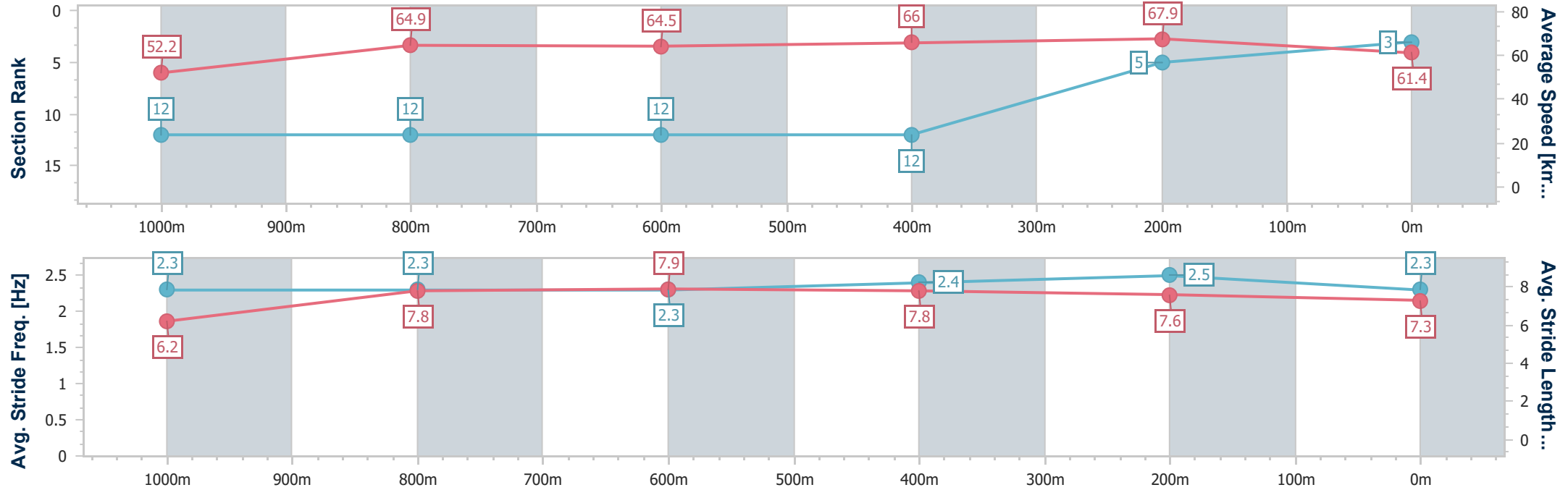
Horse/Jockey Name	Golden Mile
Final Rank	3
Fastest Section Time (Section)	0:10.63 (400m)
Top Speed [km/h] (Section)	69.0 (400m)
Race State	Finished



Eagle Farm QLD Professional
Race 8: U&U RECRUITMENT VICTORY STAKES - 1200m
03 May 2025 - 16:14
Track Rating: Good 4, Weather: Fine, Rail Position: +7m Entire



Section	Overall	1000m	800m	600m	400m	200m							
Section Times	1:09.89 [3] (0:13.87)	0:56.02 [12] (0:11.33)	0:44.69 [12] (0:11.29)	0:33.40 [12] (0:11.08)	0:22.32 [12] (0:10.63)	0:11.69 [5] (0:11.69)							
Average Speed [km/h]	52.2	64.9	64.5	66.0	67.9	61.4							
Top Speed [km/h]	65.7	65.8	65.6	67.1	69.0	64.5							
Avg. Dist. to Rail [m]	11.4	3.9	2.5	3.3	5.7	6.2							
Avg. Stride Freq. [Hz]	2.3	2.3	2.3	2.4	2.5	2.3							
Avg. Stride Length [m]	6.2	7.8	7.9	7.8	7.6	7.3							





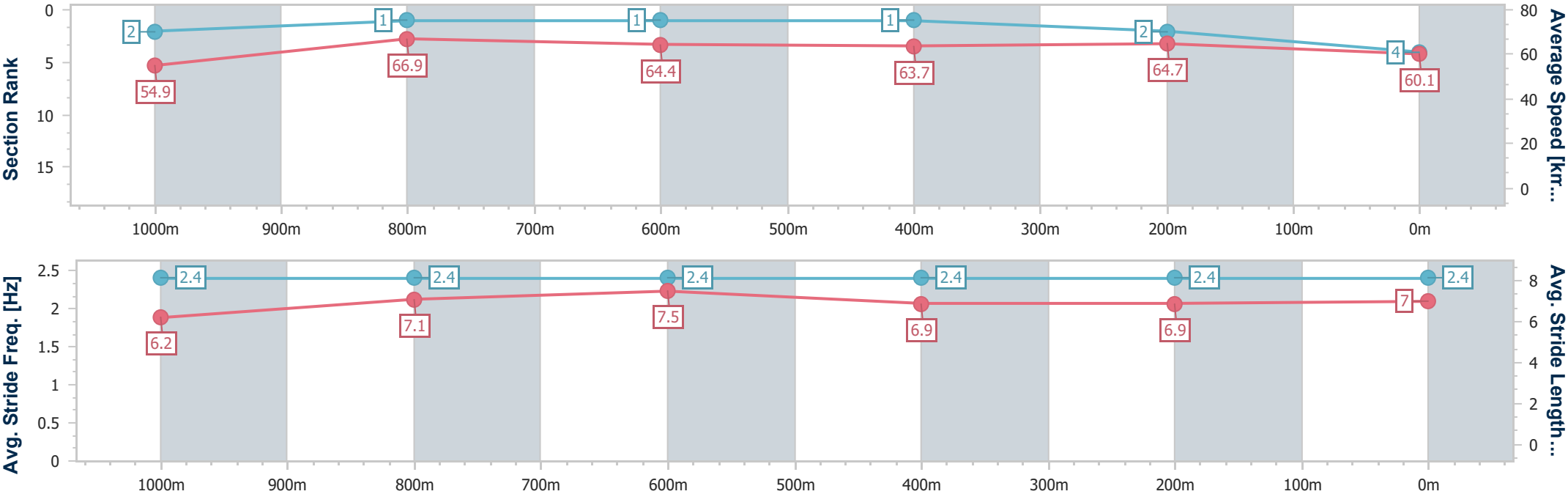
Horse/Jockey Name	Rothfire
Final Rank	4
Fastest Section Time (Section)	0:10.97 (1000m)
Top Speed [km/h] (Section)	68.2 (1000m)
Race State	Finished



Eagle Farm QLD Professional
Race 8: U&U RECRUITMENT VICTORY STAKES - 1200m
03 May 2025 - 16:14
Track Rating: Good 4, Weather: Fine, Rail Position: +7m Entire



Section	Overall	1000m	800m	600m	400m	200m							
Section Times	1:09.91 [4] (0:13.17)	0:56.74 [2] (0:10.97)	0:45.77 [1] (0:11.30)	0:34.47 [1] (0:11.34)	0:23.13 [1] (0:11.14)	0:11.99 [2] (0:11.99)							
Average Speed [km/h]	54.9	66.9	64.4	63.7	64.7	60.1							
Top Speed [km/h]	67.9	68.2	66.1	65.2	65.5	63.1							
Avg. Dist. to Rail [m]	4.8	3.9	2.6	0.8	1.7	3.3							
Avg. Stride Freq. [Hz]	2.4	2.4	2.4	2.4	2.4	2.4							
Avg. Stride Length [m]	6.2	7.1	7.5	6.9	6.9	7.0							





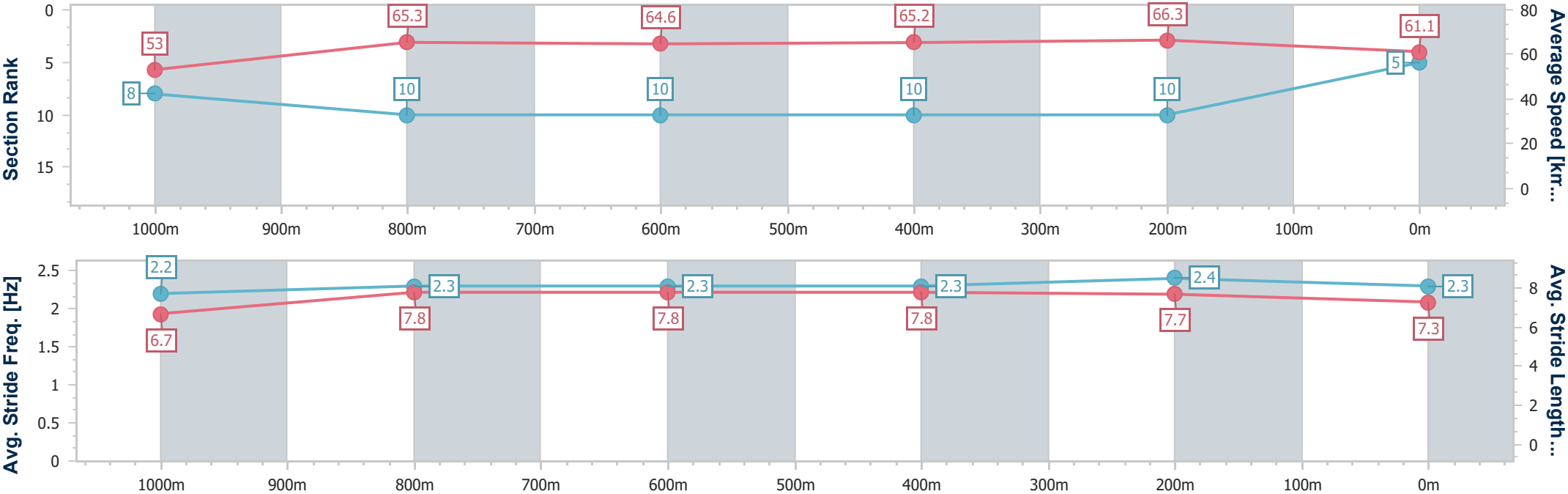
Horse/Jockey Name	Cannonball
Final Rank	5
Fastest Section Time (Section)	0:10.83 (400m)
Top Speed [km/h] (Section)	68.1 (400m)
Race State	Finished



Eagle Farm QLD Professional
Race 8: U&U RECRUITMENT VICTORY STAKES - 1200m
03 May 2025 - 16:14
Track Rating: Good 4, Weather: Fine, Rail Position: +7m Entire



Section	Overall	1000m	800m	600m	400m	200m							
Section Times	1:10.10 [5] (0:13.59)	0:56.51 [8] (0:11.29)	0:45.22 [10] (0:11.33)	0:33.89 [10] (0:11.27)	0:22.62 [10] (0:10.83)	0:11.79 [10] (0:11.79)							
Average Speed [km/h]	53.0	65.3	64.6	65.2	66.3	61.1							
Top Speed [km/h]	65.2	66.3	65.4	67.5	68.1	63.9							
Avg. Dist. to Rail [m]	5.9	4.0	3.8	4.2	6.0	4.8							
Avg. Stride Freq. [Hz]	2.2	2.3	2.3	2.3	2.4	2.3							
Avg. Stride Length [m]	6.7	7.8	7.8	7.8	7.7	7.3							





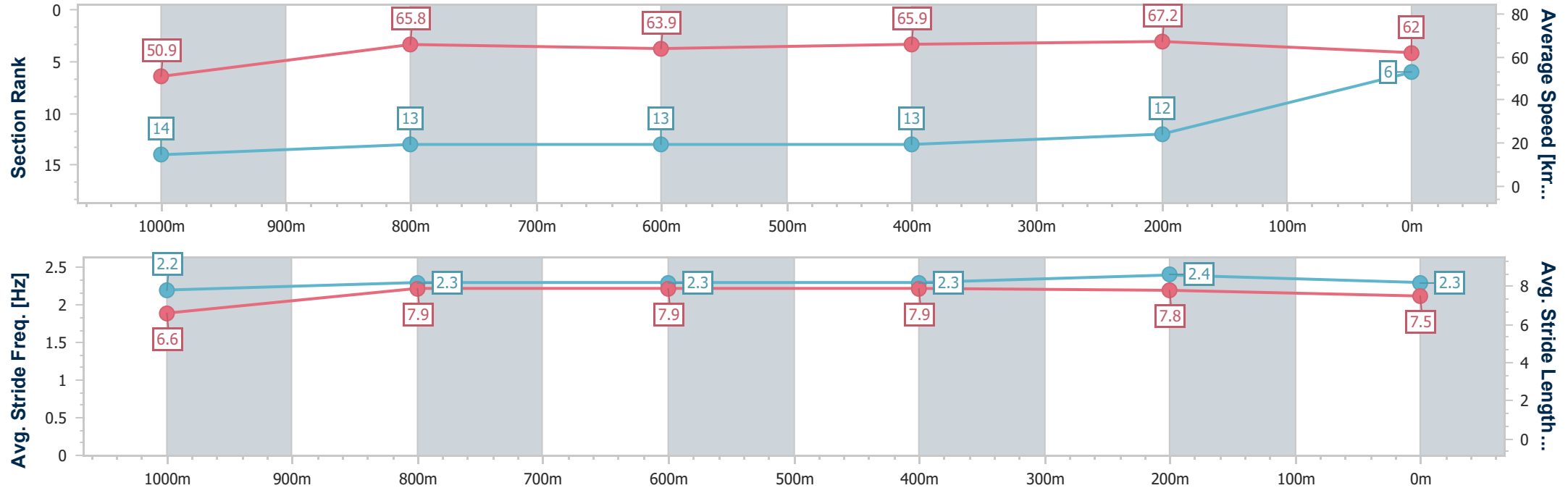
Horse/Jockey Name	Waterford
Final Rank	6
Fastest Section Time (Section)	0:10.70 (400m)
Top Speed [km/h] (Section)	69.3 (400m)
Race State	Finished



Eagle Farm QLD Professional
Race 8: U&U RECRUITMENT VICTORY STAKES - 1200m
03 May 2025 - 16:14
Track Rating: Good 4, Weather: Fine, Rail Position: +7m Entire



Section	Overall	1000m	800m	600m	400m	200m							
Section Times	1:10.10 [6] (0:14.17)	0:55.93 [14] (0:11.06)	0:44.87 [13] (0:11.47)	0:33.40 [13] (0:11.06)	0:22.34 [13] (0:10.70)	0:11.64 [12] (0:11.64)							
Average Speed [km/h]	50.9	65.8	63.9	65.9	67.2	62.0							
Top Speed [km/h]	64.4	67.3	64.9	67.8	69.3	64.6							
Avg. Dist. to Rail [m]	6.1	2.5	3.3	2.6	4.3	1.8							
Avg. Stride Freq. [Hz]	2.2	2.3	2.3	2.3	2.4	2.3							
Avg. Stride Length [m]	6.6	7.9	7.9	7.9	7.8	7.5							





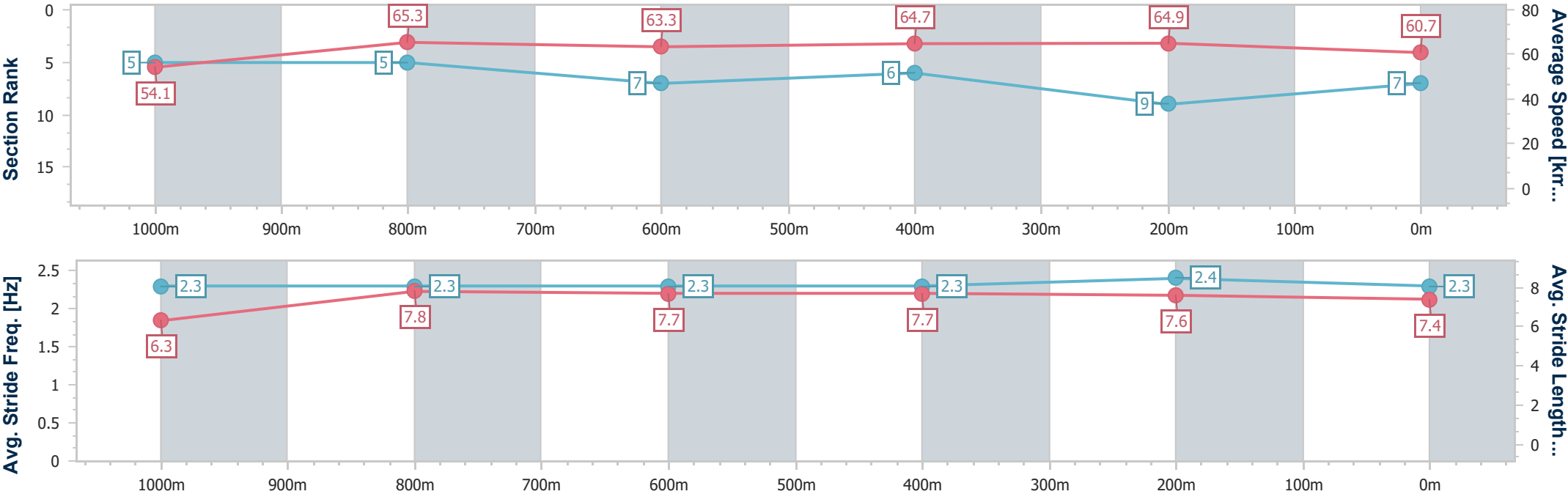
Horse/Jockey Name	Freedom Rally
Final Rank	7
Fastest Section Time (Section)	0:11.07 (400m)
Top Speed [km/h] (Section)	67.4 (1000m)
Race State	Finished



Eagle Farm QLD Professional
Race 8: U&U RECRUITMENT VICTORY STAKES - 1200m
03 May 2025 - 16:14
Track Rating: Good 4, Weather: Fine, Rail Position: +7m Entire



Section	Overall	1000m	800m	600m	400m	200m							
Section Times	1:10.15 [7] (0:13.36)	0:56.79 [5] (0:11.19)	0:45.60 [5] (0:11.44)	0:34.16 [7] (0:11.21)	0:22.95 [6] (0:11.07)	0:11.88 [9] (0:11.88)							
Average Speed [km/h]	54.1	65.3	63.3	64.7	64.9	60.7							
Top Speed [km/h]	66.7	67.4	64.4	65.5	66.1	63.5							
Avg. Dist. to Rail [m]	3.4	3.0	1.6	1.5	3.8	3.4							
Avg. Stride Freq. [Hz]	2.3	2.3	2.3	2.3	2.4	2.3							
Avg. Stride Length [m]	6.3	7.8	7.7	7.7	7.6	7.4							





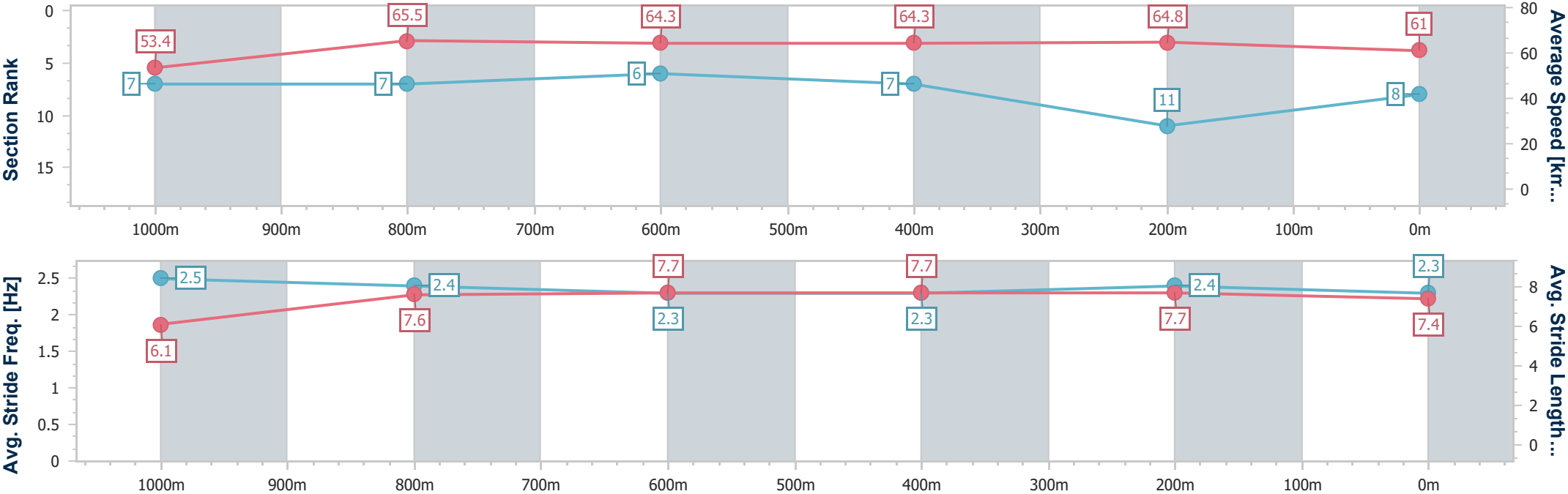
Horse/Jockey Name	King Kapa
Final Rank	8
Fastest Section Time (Section)	0:11.11 (400m)
Top Speed [km/h] (Section)	66.6 (400m)
Race State	Finished



Eagle Farm QLD Professional
Race 8: U&U RECRUITMENT VICTORY STAKES - 1200m
03 May 2025 - 16:14
Track Rating: Good 4, Weather: Fine, Rail Position: +7m Entire



Section	Overall	1000m	800m	600m	400m	200m							
Section Times	1:10.17 [8] (0:13.53)	0:56.64 [7] (0:11.15)	0:45.49 [7] (0:11.30)	0:34.19 [6] (0:11.30)	0:22.89 [7] (0:11.11)	0:11.78 [11] (0:11.78)							
Average Speed [km/h]	53.4	65.5	64.3	64.3	64.8	61.0							
Top Speed [km/h]	66.3	66.5	65.8	66.2	66.6	62.7							
Avg. Dist. to Rail [m]	3.4	2.7	2.1	2.1	3.8	3.6							
Avg. Stride Freq. [Hz]	2.5	2.4	2.3	2.3	2.4	2.3							
Avg. Stride Length [m]	6.1	7.6	7.7	7.7	7.7	7.4							





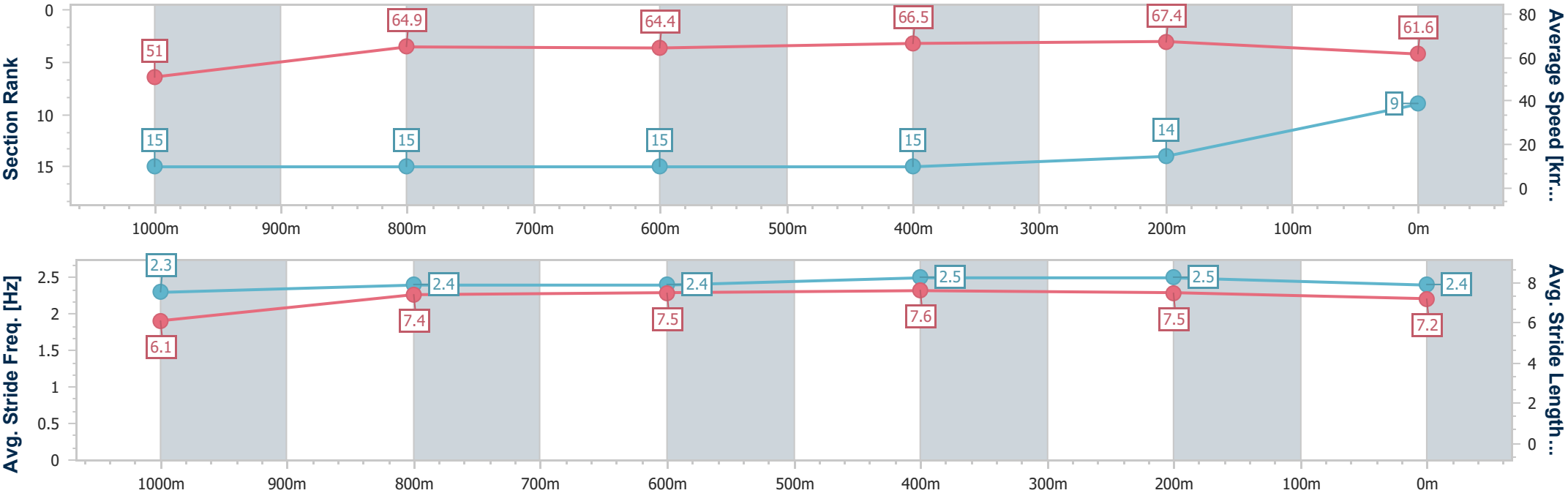
Horse/Jockey Name	Payline
Final Rank	9
Fastest Section Time (Section)	0:10.72 (400m)
Top Speed [km/h] (Section)	69.8 (400m)
Race State	Finished



Eagle Farm QLD Professional
Race 8: U&U RECRUITMENT VICTORY STAKES - 1200m
03 May 2025 - 16:14
Track Rating: Good 4, Weather: Fine, Rail Position: +7m Entire



Section	Overall	1000m	800m	600m	400m	200m							
Section Times	1:10.20 [9] (0:14.19)	0:56.01 [15] (0:11.30)	0:44.71 [15] (0:11.37)	0:33.34 [15] (0:10.96)	0:22.38 [15] (0:10.72)	0:11.66 [14] (0:11.66)							
Average Speed [km/h]	51.0	64.9	64.4	66.5	67.4	61.6							
Top Speed [km/h]	63.2	66.4	66.1	68.4	69.8	65.3							
Avg. Dist. to Rail [m]	8.2	3.6	3.5	3.0	5.0	6.9							
Avg. Stride Freq. [Hz]	2.3	2.4	2.4	2.5	2.5	2.4							
Avg. Stride Length [m]	6.1	7.4	7.5	7.6	7.5	7.2							





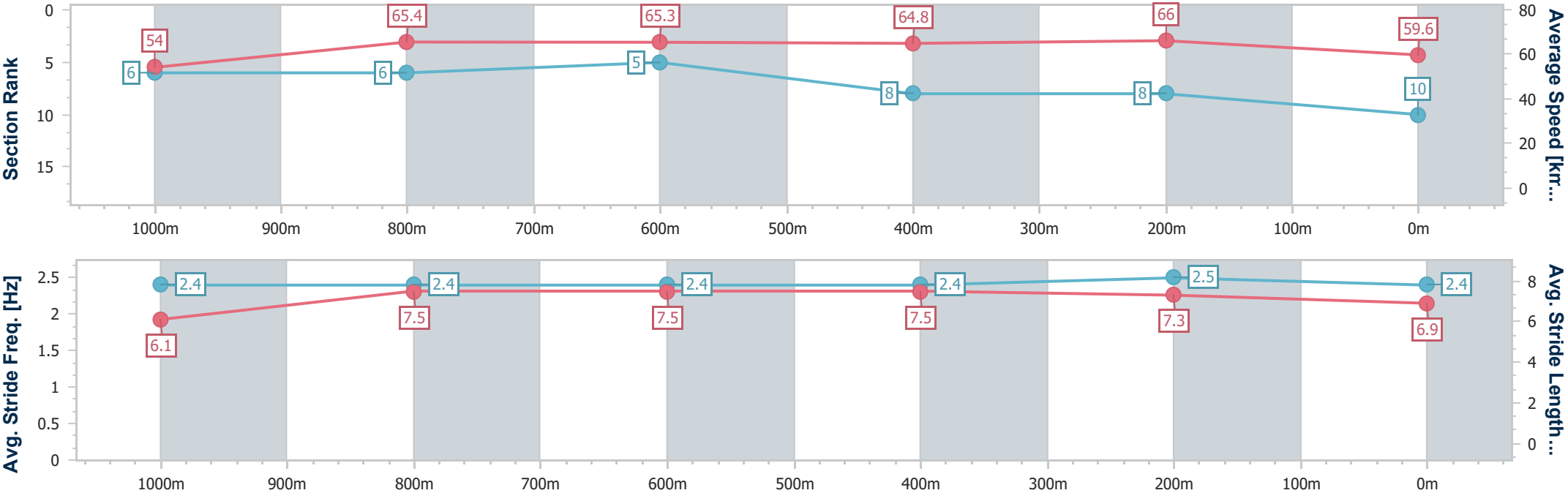
Horse/Jockey Name	Abounding
Final Rank	10
Fastest Section Time (Section)	0:10.93 (400m)
Top Speed [km/h] (Section)	67.4 (1000m)
Race State	Finished



Eagle Farm QLD Professional
Race 8: U&U RECRUITMENT VICTORY STAKES - 1200m
03 May 2025 - 16:14
Track Rating: Good 4, Weather: Fine, Rail Position: +7m Entire



Section	Overall	1000m	800m	600m	400m	200m							
Section Times	1:10.33 [10] (0:13.38)	0:56.95 [6] (0:11.27)	0:45.68 [6] (0:11.31)	0:34.37 [5] (0:11.38)	0:22.99 [8] (0:10.93)	0:12.06 [8] (0:12.06)							
Average Speed [km/h]	54.0	65.4	65.3	64.8	66.0	59.6							
Top Speed [km/h]	67.2	67.4	66.6	67.1	67.2	65.4							
Avg. Dist. to Rail [m]	8.8	5.0	5.5	4.8	6.2	7.5							
Avg. Stride Freq. [Hz]	2.4	2.4	2.4	2.4	2.5	2.4							
Avg. Stride Length [m]	6.1	7.5	7.5	7.5	7.3	6.9							





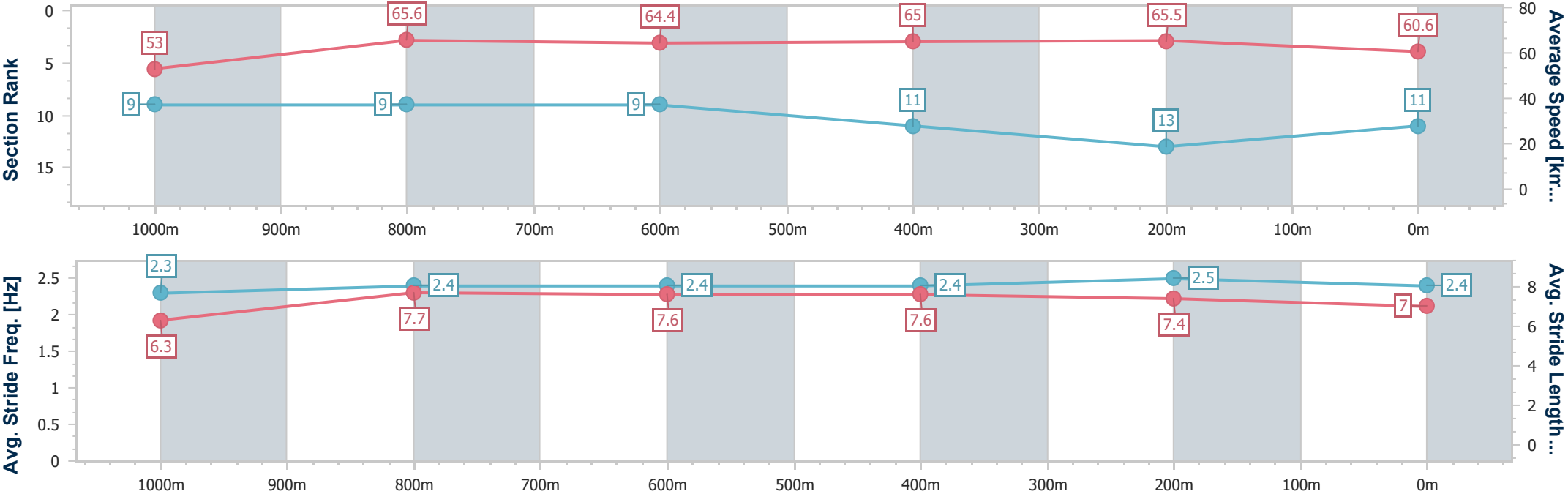
Horse/Jockey Name	Cifrado
Final Rank	11
Fastest Section Time (Section)	0:11.00 (400m)
Top Speed [km/h] (Section)	67.2 (400m)
Race State	Finished



Eagle Farm QLD Professional
Race 8: U&U RECRUITMENT VICTORY STAKES - 1200m
03 May 2025 - 16:14
Track Rating: Good 4, Weather: Fine, Rail Position: +7m Entire



Section	Overall	1000m	800m	600m	400m	200m							
Section Times	1:10.39 [11] (0:13.65)	0:56.74 [9] (0:11.17)	0:45.57 [9] (0:11.37)	0:34.20 [9] (0:11.30)	0:22.90 [11] (0:11.00)	0:11.90 [13] (0:11.90)							
Average Speed [km/h]	53.0	65.6	64.4	65.0	65.5	60.6							
Top Speed [km/h]	66.9	67.0	65.4	66.6	67.2	63.2							
Avg. Dist. to Rail [m]	10.5	3.7	4.0	4.2	6.1	7.7							
Avg. Stride Freq. [Hz]	2.3	2.4	2.4	2.4	2.5	2.4							
Avg. Stride Length [m]	6.3	7.7	7.6	7.6	7.4	7.0							





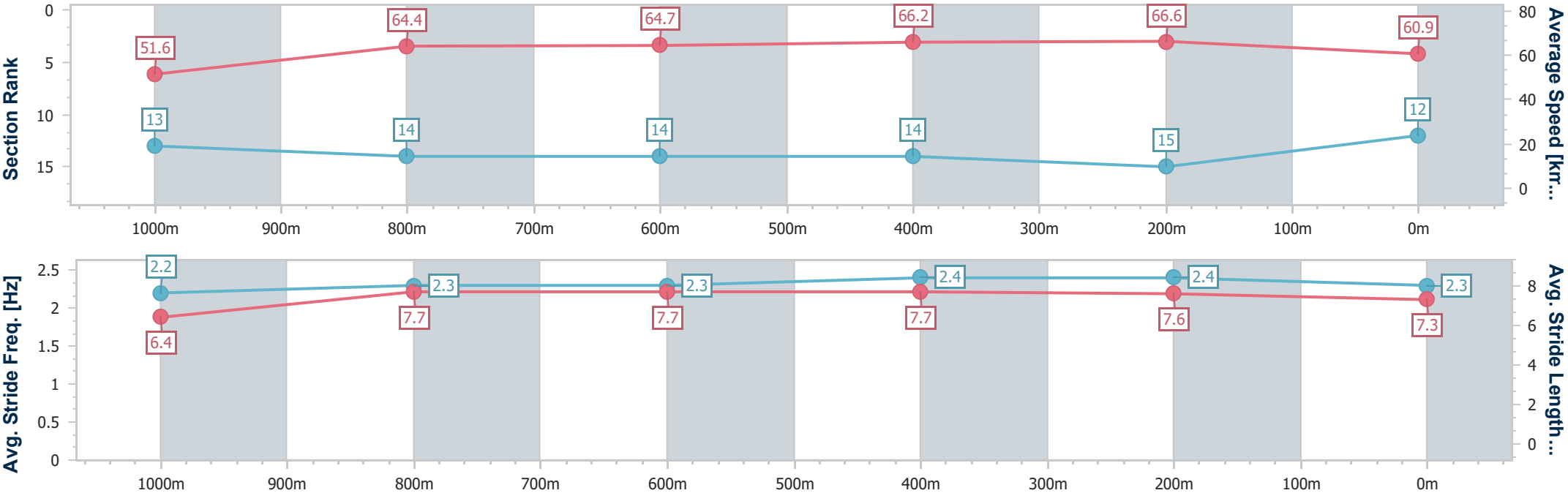
Horse/Jockey Name	Coleman
Final Rank	12
Fastest Section Time (Section)	0:10.78 (400m)
Top Speed [km/h] (Section)	68.3 (400m)
Race State	Finished



Eagle Farm QLD Professional
Race 8: U&U RECRUITMENT VICTORY STAKES - 1200m
03 May 2025 - 16:14
Track Rating: Good 4, Weather: Fine, Rail Position: +7m Entire



Section	Overall	1000m	800m	600m	400m	200m							
Section Times	1:10.42 [12] (0:14.06)	0:56.36 [13] (0:11.35)	0:45.01 [14] (0:11.33)	0:33.68 [14] (0:11.05)	0:22.63 [14] (0:10.78)	0:11.85 [15] (0:11.85)							
Average Speed [km/h]	51.6	64.4	64.7	66.2	66.6	60.9							
Top Speed [km/h]	64.5	66.7	66.0	67.6	68.3	63.7							
Avg. Dist. to Rail [m]	5.6	3.8	3.4	3.2	7.7	9.1							
Avg. Stride Freq. [Hz]	2.2	2.3	2.3	2.4	2.4	2.3							
Avg. Stride Length [m]	6.4	7.7	7.7	7.7	7.6	7.3							





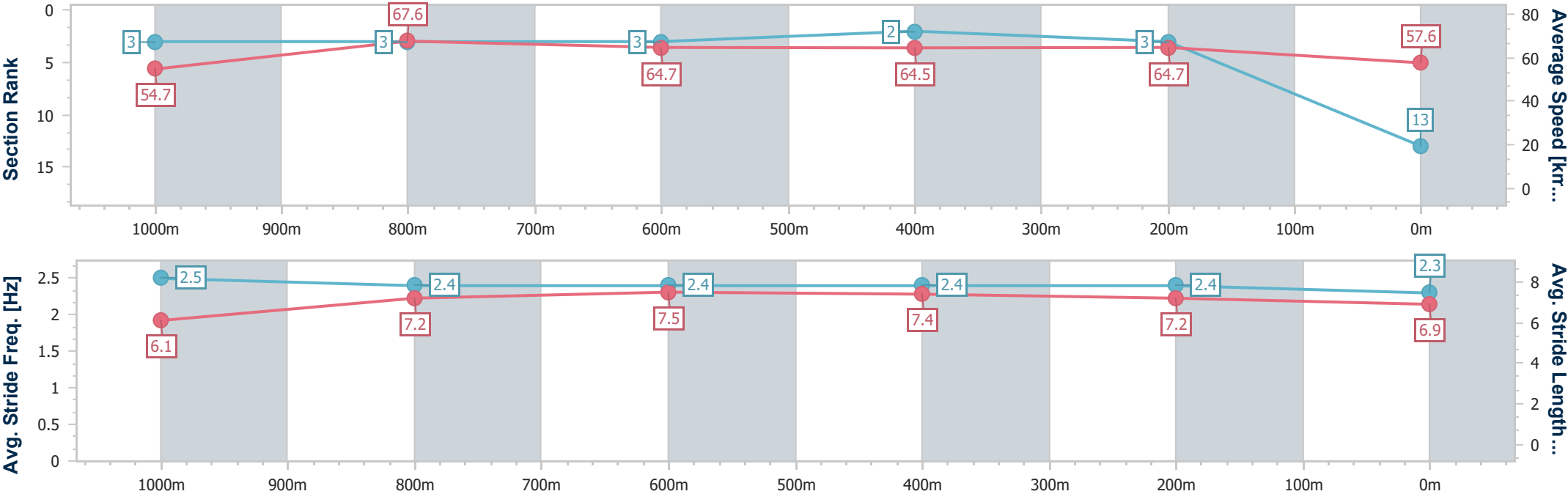
Horse/Jockey Name	Hidden Wealth
Final Rank	13
Fastest Section Time (Section)	0:10.99 (1000m)
Top Speed [km/h] (Section)	69.2 (Overall)
Race State	Finished



Eagle Farm QLD Professional
Race 8: U&U RECRUITMENT VICTORY STAKES - 1200m
03 May 2025 - 16:14
Track Rating: Good 4, Weather: Fine, Rail Position: +7m Entire



Section	Overall	1000m	800m	600m	400m	200m							
Section Times	1:10.53 [13] (0:13.22)	0:57.31 [3] (0:10.99)	0:46.32 [3] (0:11.33)	0:34.99 [3] (0:11.35)	0:23.64 [2] (0:11.13)	0:12.51 [3] (0:12.51)							
Average Speed [km/h]	54.7	67.6	64.7	64.5	64.7	57.6							
Top Speed [km/h]	69.2	68.7	66.3	66.2	66.0	62.4							
Avg. Dist. to Rail [m]	10.3	5.8	4.2	3.3	3.8	4.1							
Avg. Stride Freq. [Hz]	2.5	2.4	2.4	2.4	2.4	2.3							
Avg. Stride Length [m]	6.1	7.2	7.5	7.4	7.2	6.9							





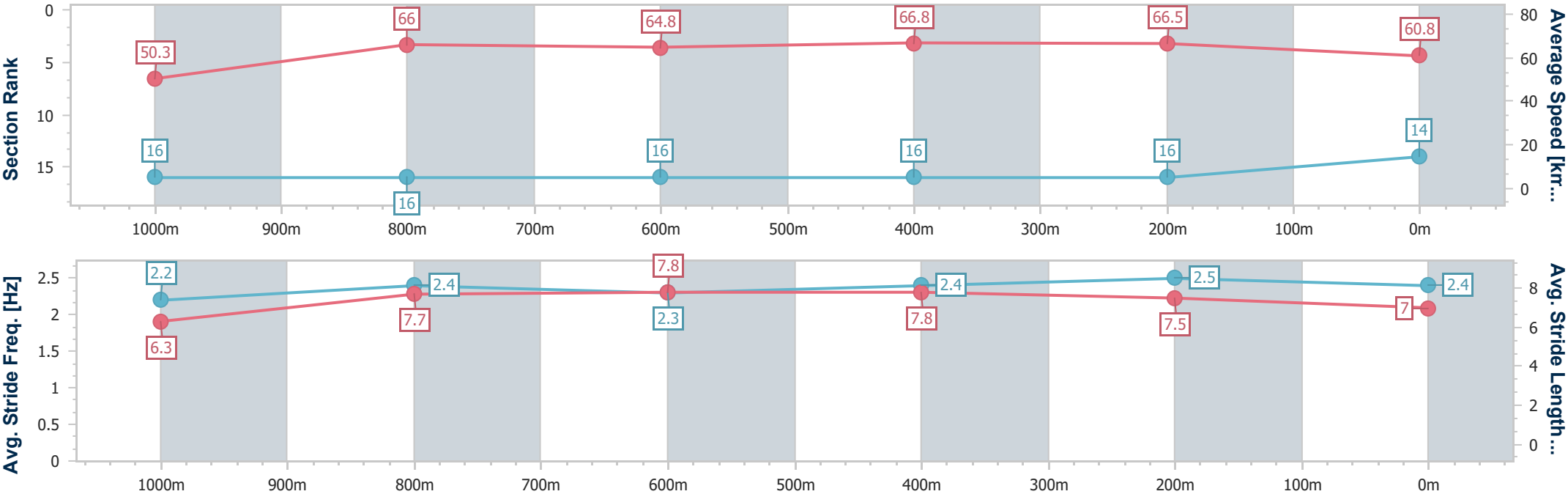
Horse/Jockey Name	El Morzillo
Final Rank	14
Fastest Section Time (Section)	0:10.82 (400m)
Top Speed [km/h] (Section)	69.2 (400m)
Race State	Finished



Eagle Farm QLD Professional
Race 8: U&U RECRUITMENT VICTORY STAKES - 1200m
03 May 2025 - 16:14
Track Rating: Good 4, Weather: Fine, Rail Position: +7m Entire



Section	Overall	1000m	800m	600m	400m	200m							
Section Times	1:10.63 [14] (0:14.38)	0:56.25 [16] (0:11.13)	0:45.12 [16] (0:11.39)	0:33.73 [16] (0:11.09)	0:22.64 [16] (0:10.82)	0:11.82 [16] (0:11.82)							
Average Speed [km/h]	50.3	66.0	64.8	66.8	66.5	60.8							
Top Speed [km/h]	64.9	67.3	66.8	68.6	69.2	64.1							
Avg. Dist. to Rail [m]	7.0	4.2	5.5	6.1	9.8	12.1							
Avg. Stride Freq. [Hz]	2.2	2.4	2.3	2.4	2.5	2.4							
Avg. Stride Length [m]	6.3	7.7	7.8	7.8	7.5	7.0							





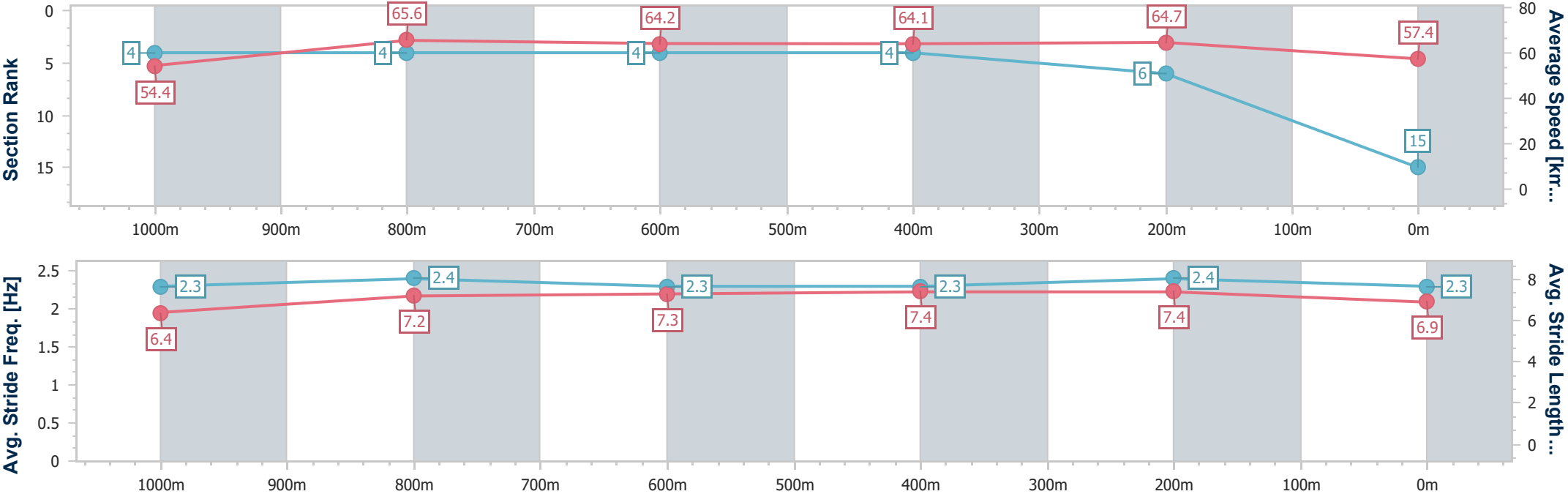
Horse/Jockey Name	Far Too Easy
Final Rank	15
Fastest Section Time (Section)	0:11.11 (400m)
Top Speed [km/h] (Section)	66.6 (1000m)
Race State	Finished



Eagle Farm QLD Professional
Race 8: U&U RECRUITMENT VICTORY STAKES - 1200m
03 May 2025 - 16:14
Track Rating: Good 4, Weather: Fine, Rail Position: +7m Entire



Section	Overall	1000m	800m	600m	400m	200m							
Section Times	1:10.80 [15] (0:13.26)	0:57.54 [4] (0:11.18)	0:46.36 [4] (0:11.35)	0:35.01 [4] (0:11.36)	0:23.65 [4] (0:11.11)	0:12.54 [6] (0:12.54)							
Average Speed [km/h]	54.4	65.6	64.2	64.1	64.7	57.4							
Top Speed [km/h]	66.6	66.6	65.3	65.6	66.5	62.0							
Avg. Dist. to Rail [m]	8.1	3.5	2.4	2.7	4.4	4.6							
Avg. Stride Freq. [Hz]	2.3	2.4	2.3	2.3	2.4	2.3							
Avg. Stride Length [m]	6.4	7.2	7.3	7.4	7.4	6.9							





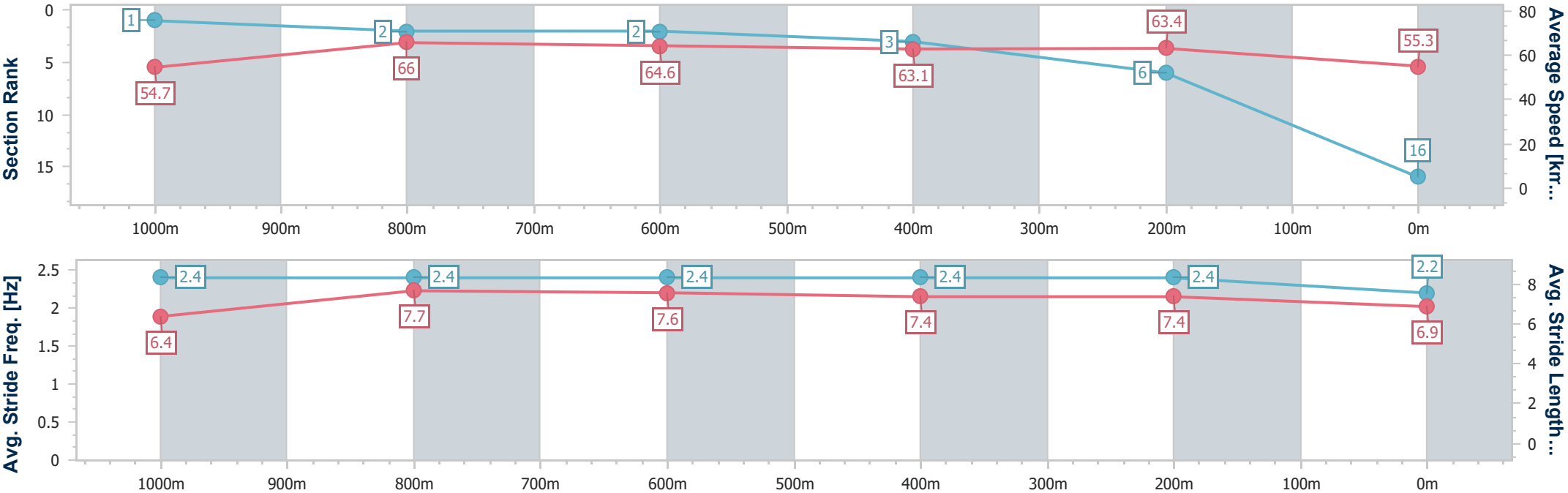
Horse/Jockey Name	Coal Crusher
Final Rank	16
Fastest Section Time (Section)	0:11.04 (1000m)
Top Speed [km/h] (Section)	68.5 (Overall)
Race State	Finished



Eagle Farm QLD Professional
Race 8: U&U RECRUITMENT VICTORY STAKES - 1200m
03 May 2025 - 16:14
Track Rating: Good 4, Weather: Fine, Rail Position: +7m Entire



Section	Overall	1000m	800m	600m	400m	200m								
Section Times	1:11.28 [16] (0:13.16)	0:58.12 [1] (0:11.04)	0:47.08 [2] (0:11.27)	0:35.81 [2] (0:11.47)	0:24.34 [3] (0:11.32)	0:13.02 [6] (0:13.02)								
Average Speed [km/h]	54.7	66.0	64.6	63.1	63.4	55.3								
Top Speed [km/h]	68.5	68.0	65.3	64.7	65.3	60.7								
Avg. Dist. to Rail [m]	2.2	2.4	2.4	0.5	1.1	1.1								
Avg. Stride Freq. [Hz]	2.4	2.4	2.4	2.4	2.4	2.2								
Avg. Stride Length [m]	6.4	7.7	7.6	7.4	7.4	6.9								





Eagle Farm QLD Professional

Race 9: SEVEN QTIS 3YO *** Weights Raised + 7.5kg *** - 1300m

03 May 2025 - 16:52



BRISBANE
RACING CLUB

Track Rating: Good 4, Weather: Fine, Rail Position: +7m Entire

Section					Overall	1200m	1000m	800m	600m	400m	Last 600m		
Field Times					1:17.10 (0:07.67)	1:09.43 (0:11.07)	0:58.36 (0:11.59)	0:46.77 (0:11.87)	0:34.90 (0:11.57)	0:23.33 (0:11.37)	0:34.90		
Rank	TAB	Horse/Jockey	Barrier	Top Speed [km/h]	Fastest Section							Distance Travelled [m]	
1	6	PIERATA'S GEM	2	65.1	0:07.92	1:17.10 [1]	1:09.18 [7]	0:57.87 [7]	0:46.24 [8]	0:34.44 [8]	0:22.91 [6]	0:34.44	
		Cejay Graham		400m	Overall	(0:07.92)	(0:11.31)	(0:11.63)	(0:11.80)	(0:11.53)	(0:11.14)		
2	12	MARAGICAL	1	65.9	0:07.71	1:17.23 [2]	1:09.52 [3]	0:58.27 [2]	0:46.56 [5]	0:34.77 [4]	0:23.13 [4]	0:34.77	+4
		Emily Lang		1200m	Overall	(0:07.71)	(0:11.25)	(0:11.71)	(0:11.79)	(0:11.64)	(0:11.19)		
3	4	FINGERS HUNTER	6	66.7	0:08.12	1:17.25 [3]	1:09.13 [9]	0:57.80 [10]	0:46.23 [10]	0:34.31 [11]	0:22.87 [12]	0:34.31	-1
		Damien Thornton		400m	Overall	(0:08.12)	(0:11.33)	(0:11.57)	(0:11.92)	(0:11.44)	(0:11.18)		
4	5	SAMMY CONQUERS ALL	11	65.6	0:07.91	1:17.29 [4]	1:09.38 [6]	0:58.00 [8]	0:46.46 [7]	0:34.71 [6]	0:23.10 [6]	0:34.71	+11
		Ron Stewart		400m	Overall	(0:07.91)	(0:11.38)	(0:11.54)	(0:11.75)	(0:11.61)	(0:11.14)		
5	3	APUNTAR	5	65.7	0:07.88	1:17.32 [5]	1:09.44 [5]	0:58.22 [5]	0:46.55 [6]	0:34.71 [7]	0:23.10 [8]	0:34.71	+5
		Cody Collis		400m	Overall	(0:07.88)	(0:11.22)	(0:11.67)	(0:11.84)	(0:11.61)	(0:11.25)		
6	2	SNACK BAR	4	66.0	0:07.76	1:17.38 [6]	1:09.62 [4]	0:58.39 [4]	0:46.82 [3]	0:35.16 [2]	0:23.53 [2]	0:35.16	+5
		Craig Williams		1200m	Overall	(0:07.76)	(0:11.23)	(0:11.57)	(0:11.66)	(0:11.63)	(0:11.29)		
7	8	RUINS OF ROME	9	65.3	0:08.15	1:17.44 [7]	1:09.29 [11]	0:57.90 [11]	0:46.34 [11]	0:34.71 [9]	0:23.20 [9]	0:34.71	+8
		Mark Du Plessis		600m	Overall	(0:08.15)	(0:11.39)	(0:11.56)	(0:11.63)	(0:11.51)	(0:11.26)		
8	10	MOSCOW CIRCUS	7	66.2	0:07.67	1:17.54 [8]	1:09.87 [1]	0:58.80 [1]	0:47.21 [1]	0:35.34 [1]	0:23.77 [1]	0:35.34	+5
		Jake Bayliss		1200m	Overall	(0:07.67)	(0:11.07)	(0:11.59)	(0:11.87)	(0:11.57)	(0:11.37)		
9	13	SOCRAZYINLOVE	3	65.3	0:07.70	1:17.61 [9]	1:09.91 [2]	0:58.64 [3]	0:46.94 [4]	0:35.11 [5]	0:23.52 [3]	0:35.11	+4
		Angela Jones		400m	Overall	(0:07.70)	(0:11.27)	(0:11.70)	(0:11.83)	(0:11.59)	(0:11.24)		
10	14	BENGAL DIAMOND	8	66.4	0:08.14	1:17.62 [10]	1:09.48 [10]	0:58.21 [9]	0:46.63 [9]	0:34.84 [10]	0:23.27 [11]	0:34.84	+5
		Madeleine Wishart		400m	Overall	(0:08.14)	(0:11.27)	(0:11.58)	(0:11.79)	(0:11.57)	(0:11.07)		

Scratched: Oriente (#9), I'm Heroic (#7), Laridae (#16), Emirate (#1)

Report Created: Sat 3 May 2025 17:07 GMT+10

(Note: Timing is based on position data)

Page 1/16

[] Ranking at each section and finish
-:-:- No data available at this section
NA No data available

SCN Saddle cloth number
DNF Did not finish
DNT Did not track

data processed by  TRIPLESDATA



Eagle Farm QLD Professional

Race 9: SEVEN QTIS 3YO *** Weights Raised + 7.5kg *** - 1300m

03 May 2025 - 16:52



BRISBANE
RACING CLUB

Track Rating: Good 4, Weather: Fine, Rail Position: +7m Entire

Section						Overall	1200m	1000m	800m	600m	400m	Last 600m	
Field Times						1:17.10 (0:07.67)	1:09.43 (0:11.07)	0:58.36 (0:11.59)	0:46.77 (0:11.87)	0:34.90 (0:11.57)	0:23.33 (0:11.37)	0:34.90	
Rank	TAB	Horse/Jockey	Barrier	Top Speed [km/h]	Fastest Section								Distance Travelled [m]
11	11	DEVINE FORCE	10	65.8	0:08.22	1:18.40 [11]	1:10.18 [12]	0:58.62 [12]	0:46.94 [12]	0:35.35 [12]	0:24.05 [10]	0:35.35	+0
		Robbie Dolan		400m	Overall	(0:08.22)	(0:11.56)	(0:11.68)	(0:11.59)	(0:11.30)	(0:11.26)		
12	15	KETTLEBELL	12	66.4	0:08.09	1:18.84 [12]	1:10.75 [8]	0:59.66 [6]	0:48.30 [2]	0:36.42 [3]	0:24.68 [5]	0:36.42	+10
		Tiffani Brooker		1200m	Overall	(0:08.09)	(0:11.09)	(0:11.36)	(0:11.88)	(0:11.74)	(0:11.69)		

Scratched: Oriente (#9), I'm Heroic (#7), Laridae (#16), Emirate (#1)



Eagle Farm QLD Professional

Race 9: SEVEN QTIS 3YO *** Weights Raised + 7.5kg *** - 1300m

03 May 2025 - 16:52



BRISBANE
RACING CLUB

Track Rating: Good 4, Weather: Fine, Rail Position: +7m Entire

Section Field Times				200m 0:11.96 (0:11.96)		Last 600m 0:34.90			
Rank	TAB	Horse/Jockey	Barrier	Top Speed [km/h]	Fastest Section	Margin			Distance Travelled [m]
1	6	PIERATA'S GEM	2	65.1	0:07.92	0:11.77 [6]	1:17.10		0:34.44
		Cejay Graham		400m	Overall	(0:11.77)			
2	12	MARAGICAL	1	65.9	0:07.71	0:11.94 [3]	0.77L		0:34.77 +4
		Emily Lang		1200m	Overall	(0:11.94)			
3	4	FINGERS HUNTER	6	66.7	0:08.12	0:11.69 [10]	0.87L		0:34.31 -1
		Damien Thornton		400m	Overall	(0:11.69)			
4	5	SAMMY CONQUERS ALL	11	65.6	0:07.91	0:11.96 [5]	1.15L		0:34.71 +11
		Ron Stewart		400m	Overall	(0:11.96)			
5	3	APUNTAR	5	65.7	0:07.88	0:11.85 [8]	1.31L		0:34.71 +5
		Cody Collis		400m	Overall	(0:11.85)			
6	2	SNACK BAR	4	66.0	0:07.76	0:12.24 [1]	1.65L		0:35.16 +5
		Craig Williams		1200m	Overall	(0:12.24)			
7	8	RUINS OF ROME	9	65.3	0:08.15	0:11.94 [9]	2.03L		0:34.71 +8
		Mark Du Plessis		600m	Overall	(0:11.94)			
8	10	MOSCOW CIRCUS	7	66.2	0:07.67	0:12.40 [1]	2.61L		0:35.34 +5
		Jake Bayliss		1200m	Overall	(0:12.40)			
9	13	SOCRAZYINLOVE	3	65.3	0:07.70	0:12.28 [4]	3.04L		0:35.11 +4
		Angela Jones		400m	Overall	(0:12.28)			
10	14	BENGAL DIAMOND	8	66.4	0:08.14	0:12.20 [7]	3.09L		0:34.84 +5
		Madeleine Wishart		400m	Overall	(0:12.20)			

Scratched: Oriente (#9), I'm Heroic (#7), Laridae (#16), Emirate (#1)

Report Created: Sat 3 May 2025 17:07 GMT+10

(Note: Timing is based on position data)

Page 3/16

[] Ranking at each section and finish
-:-:- No data available at this section
NA No data available

SCN Saddle cloth number
DNF Did not finish
DNT Did not track

data processed by  TRIPLESDATA



Eagle Farm QLD Professional

Race 9: SEVEN QTIS 3YO *** Weights Raised + 7.5kg *** - 1300m

03 May 2025 - 16:52



BRISBANE
RACING CLUB

Track Rating: Good 4, Weather: Fine, Rail Position: +7m Entire

Section						200m		Last 600m	
Field Times						0:11.96 (0:11.96)		0:34.90	
Rank	TAB	Horse/Jockey	Barrier	Top Speed [km/h]	Fastest Section	Margin		Distance Travelled [m]	
11	11	DEVINE FORCE	10	65.8	0:08.22	0:12.79 [11]	7.64L	0:35.35	+0
		Robbie Dolan		400m	Overall	(0:12.79)			
12	15	KETTLEBELL	12	66.4	0:08.09	0:12.99 [12]	10.27L	0:36.42	+10
		Tiffani Brooker		1200m	Overall	(0:12.99)			

Scratched: Oriente (#9), I'm Heroic (#7), Laridae (#16), Emirate (#1)



Horse/Jockey Name	Pierata's Gem
Final Rank	1
Fastest Section Time (Section)	0:07.92 (Overall)
Top Speed [km/h] (Section)	65.1 (400m)
Race State	Finished

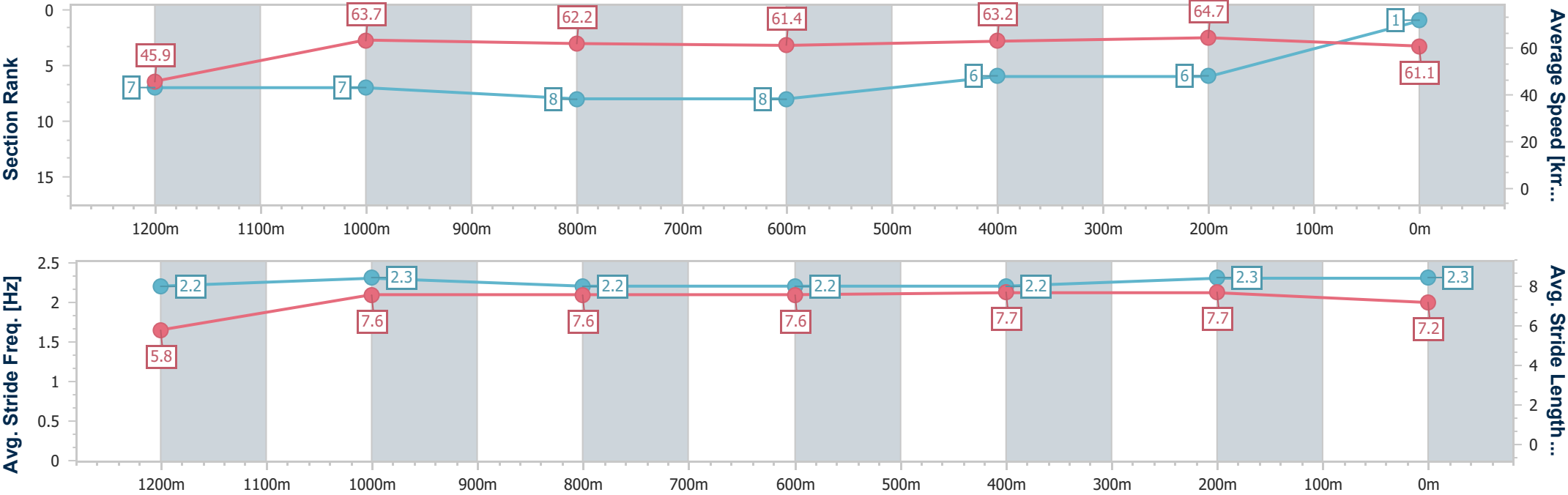


Eagle Farm QLD Professional
Race 9: SEVEN QTIS 3YO *** Weights Raised + 7.5kg *** - 1300m
03 May 2025 - 16:52
Track Rating: Good 4, Weather: Fine, Rail Position: +7m Entire



BRISBANE
RACING CLUB

Section	Overall	1200m	1000m	800m	600m	400m	200m						
Section Times	1:17.10 [1] (0:07.92)	1:09.18 [7] (0:11.31)	0:57.87 [7] (0:11.63)	0:46.24 [8] (0:11.80)	0:34.44 [8] (0:11.53)	0:22.91 [6] (0:11.14)	0:11.77 [6] (0:11.77)						
Average Speed [km/h]	45.9	63.7	62.2	61.4	63.2	64.7	61.1						
Top Speed [km/h]	61.2	64.9	63.0	62.4	64.5	65.1	63.8						
Avg. Dist. to Rail [m]	6.2	2.8	1.6	1.7	1.9	2.8	3.4						
Avg. Stride Freq. [Hz]	2.2	2.3	2.2	2.2	2.2	2.3	2.3						
Avg. Stride Length [m]	5.8	7.6	7.6	7.6	7.7	7.7	7.2						





Horse/Jockey Name	Maragical
Final Rank	2
Fastest Section Time (Section)	0:07.71 (Overall)
Top Speed [km/h] (Section)	65.9 (1200m)
Race State	Finished

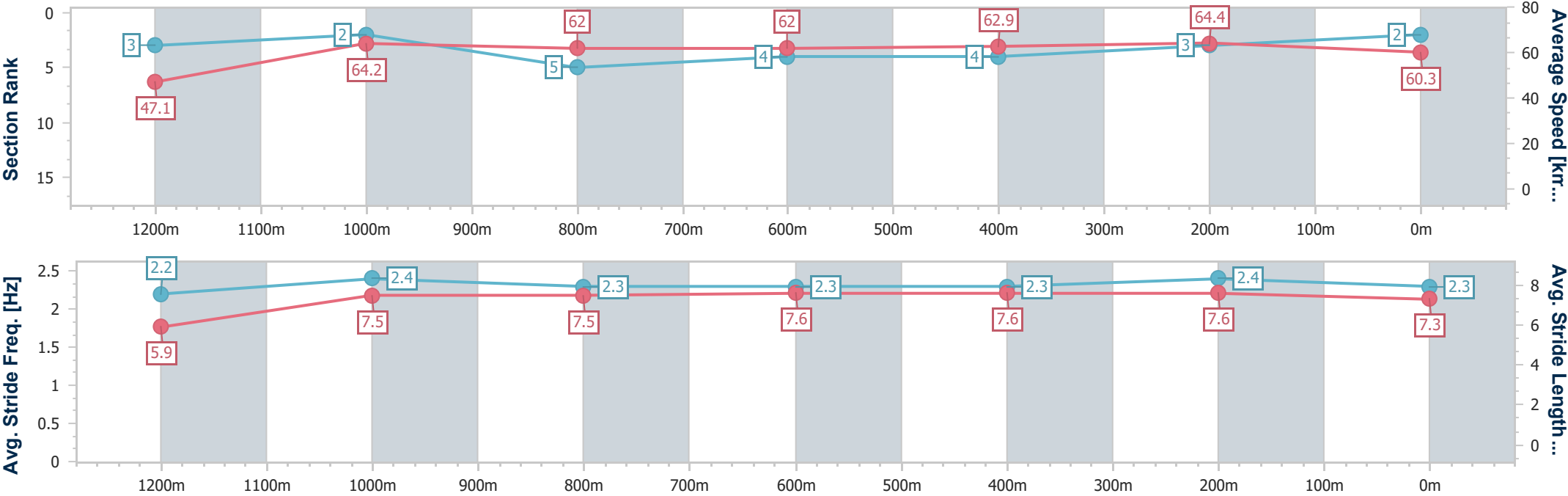


Eagle Farm QLD Professional
Race 9: SEVEN QTIS 3YO *** Weights Raised + 7.5kg *** - 1300m
03 May 2025 - 16:52
Track Rating: Good 4, Weather: Fine, Rail Position: +7m Entire



BRISBANE
RACING CLUB

Section	Overall	1200m	1000m	800m	600m	400m	200m						
Section Times	1:17.23 [2] (0:07.71)	1:09.52 [3] (0:11.25)	0:58.27 [2] (0:11.71)	0:46.56 [5] (0:11.79)	0:34.77 [4] (0:11.64)	0:23.13 [4] (0:11.19)	0:11.94 [3] (0:11.94)						
Average Speed [km/h]	47.1	64.2	62.0	62.0	62.9	64.4	60.3						
Top Speed [km/h]	62.1	65.9	62.8	63.4	65.1	65.4	62.1						
Avg. Dist. to Rail [m]	5.0	2.0	2.2	2.9	3.6	3.6	3.5						
Avg. Stride Freq. [Hz]	2.2	2.4	2.3	2.3	2.3	2.4	2.3						
Avg. Stride Length [m]	5.9	7.5	7.5	7.6	7.6	7.6	7.3						





Horse/Jockey Name	Fingers Hunter
Final Rank	3
Fastest Section Time (Section)	0:08.12 (Overall)
Top Speed [km/h] (Section)	66.7 (400m)
Race State	Finished

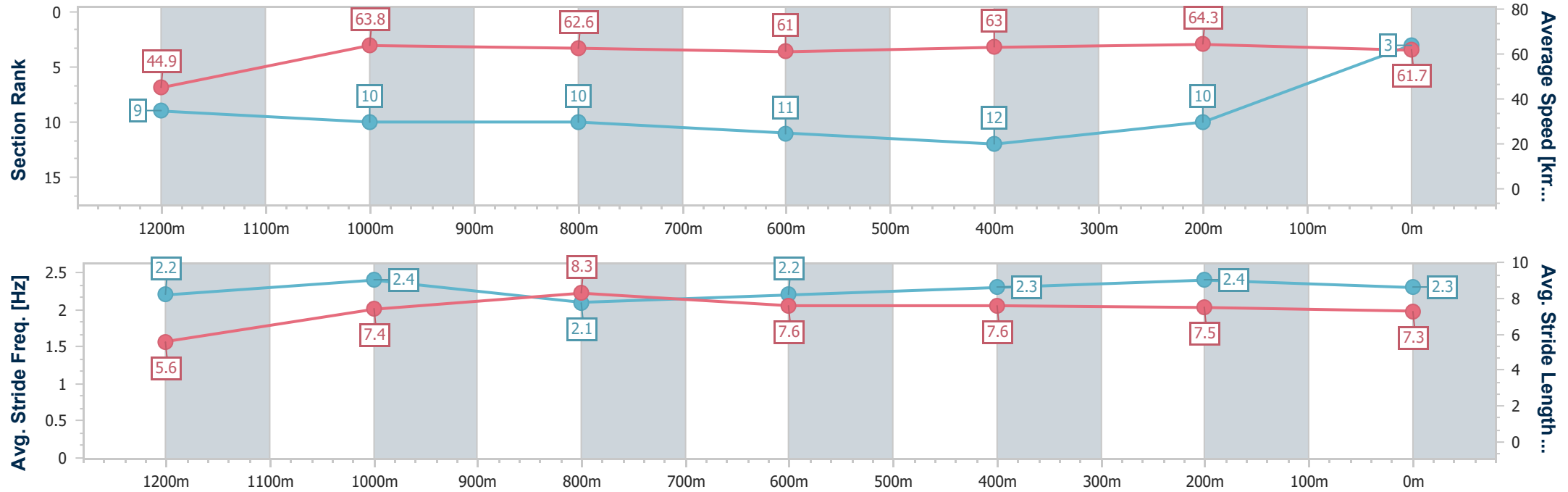


Eagle Farm QLD Professional
Race 9: SEVEN QTIS 3YO *** Weights Raised + 7.5kg *** - 1300m
03 May 2025 - 16:52
Track Rating: Good 4, Weather: Fine, Rail Position: +7m Entire



BRISBANE
RACING CLUB

Section	Overall	1200m	1000m	800m	600m	400m	200m						
Section Times	1:17.25 [3] (0:08.12)	1:09.13 [9] (0:11.33)	0:57.80 [10] (0:11.57)	0:46.23 [10] (0:11.92)	0:34.31 [11] (0:11.44)	0:22.87 [12] (0:11.18)	0:11.69 [10] (0:11.69)						
Average Speed [km/h]	44.9	63.8	62.6	61.0	63.0	64.3	61.7						
Top Speed [km/h]	60.7	65.5	64.3	61.5	65.2	66.7	63.9						
Avg. Dist. to Rail [m]	9.7	2.7	1.7	1.9	0.4	0.5	0.5						
Avg. Stride Freq. [Hz]	2.2	2.4	2.1	2.2	2.3	2.4	2.3						
Avg. Stride Length [m]	5.6	7.4	8.3	7.6	7.6	7.5	7.3						





Horse/Jockey Name	Sammy Conquers All
Final Rank	4
Fastest Section Time (Section)	0:07.91 (Overall)
Top Speed [km/h] (Section)	65.6 (400m)
Race State	Finished

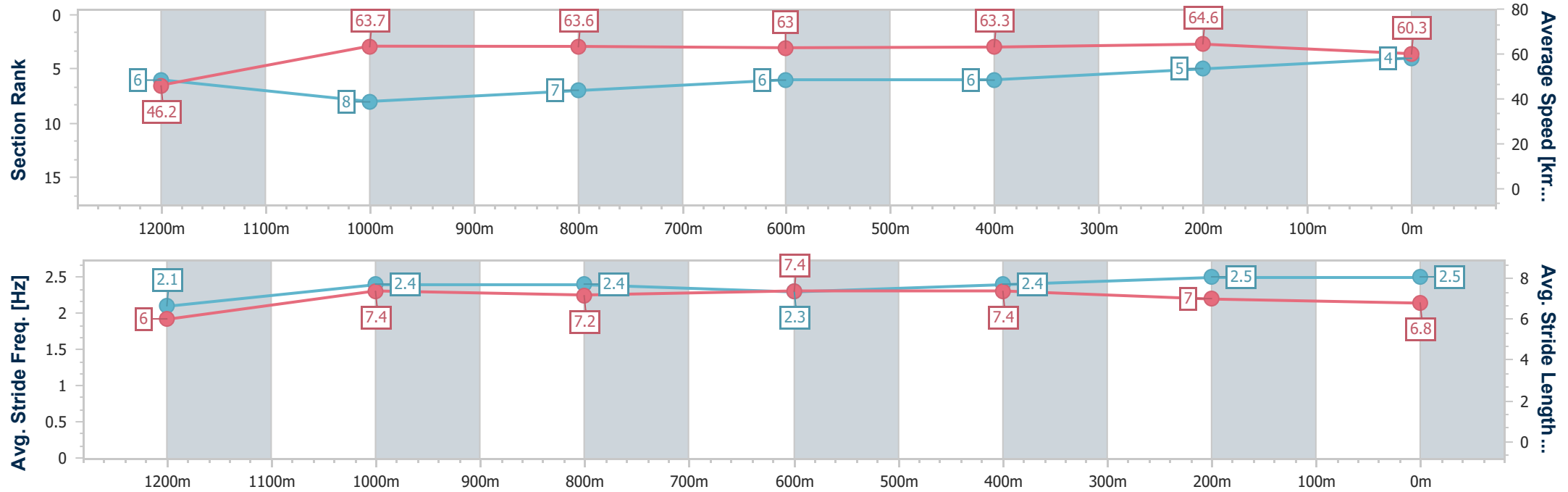


Eagle Farm QLD Professional
Race 9: SEVEN QTIS 3YO *** Weights Raised + 7.5kg *** - 1300m
03 May 2025 - 16:52
Track Rating: Good 4, Weather: Fine, Rail Position: +7m Entire



BRISBANE
RACING CLUB

Section	Overall	1200m	1000m	800m	600m	400m	200m						
Section Times	1:17.29 [4] (0:07.91)	1:09.38 [6] (0:11.38)	0:58.00 [8] (0:11.54)	0:46.46 [7] (0:11.75)	0:34.71 [6] (0:11.61)	0:23.10 [6] (0:11.14)	0:11.96 [5] (0:11.96)						
Average Speed [km/h]	46.2	63.7	63.6	63.0	63.3	64.6	60.3						
Top Speed [km/h]	60.9	64.7	65.4	64.4	64.6	65.6	63.8						
Avg. Dist. to Rail [m]	14.3	5.6	4.6	5.9	4.2	4.3	5.9						
Avg. Stride Freq. [Hz]	2.1	2.4	2.4	2.3	2.4	2.5	2.5						
Avg. Stride Length [m]	6.0	7.4	7.2	7.4	7.4	7.0	6.8						





Horse/Jockey Name	Apuntar
Final Rank	5
Fastest Section Time (Section)	0:07.88 (Overall)
Top Speed [km/h] (Section)	65.7 (400m)
Race State	Finished

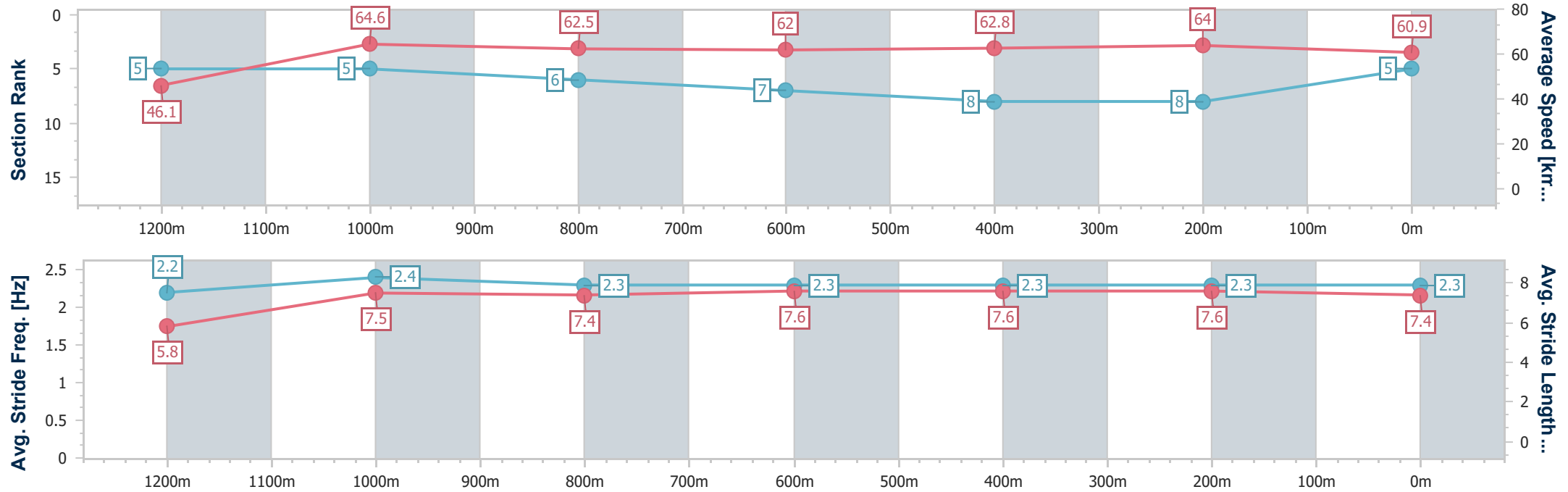


Eagle Farm QLD Professional
Race 9: SEVEN QTIS 3YO *** Weights Raised + 7.5kg *** - 1300m
03 May 2025 - 16:52
Track Rating: Good 4, Weather: Fine, Rail Position: +7m Entire



BRISBANE
RACING CLUB

Section	Overall	1200m	1000m	800m	600m	400m	200m						
Section Times	1:17.32 [5] (0:07.88)	1:09.44 [5] (0:11.22)	0:58.22 [5] (0:11.67)	0:46.55 [6] (0:11.84)	0:34.71 [7] (0:11.61)	0:23.10 [8] (0:11.25)	0:11.85 [8] (0:11.85)						
Average Speed [km/h]	46.1	64.6	62.5	62.0	62.8	64.0	60.9						
Top Speed [km/h]	61.1	65.6	64.0	63.2	65.2	65.7	63.2						
Avg. Dist. to Rail [m]	9.1	3.7	3.4	3.8	2.4	3.4	5.6						
Avg. Stride Freq. [Hz]	2.2	2.4	2.3	2.3	2.3	2.3	2.3						
Avg. Stride Length [m]	5.8	7.5	7.4	7.6	7.6	7.6	7.4						





Horse/Jockey Name	Snack Bar
Final Rank	6
Fastest Section Time (Section)	0:07.76 (Overall)
Top Speed [km/h] (Section)	66.0 (1200m)
Race State	Finished

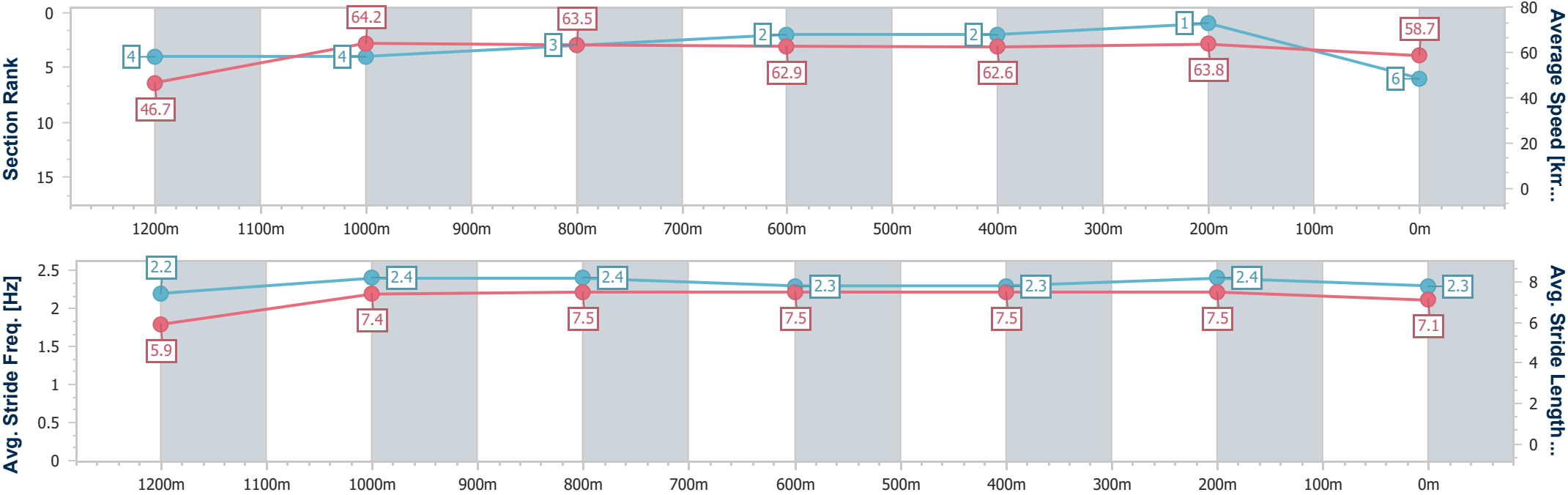


Eagle Farm QLD Professional
Race 9: SEVEN QTIS 3YO *** Weights Raised + 7.5kg *** - 1300m
03 May 2025 - 16:52
Track Rating: Good 4, Weather: Fine, Rail Position: +7m Entire



BRISBANE
RACING CLUB

Section	Overall	1200m	1000m	800m	600m	400m	200m						
Section Times	1:17.38 [6] (0:07.76)	1:09.62 [4] (0:11.23)	0:58.39 [4] (0:11.57)	0:46.82 [3] (0:11.66)	0:35.16 [2] (0:11.63)	0:23.53 [2] (0:11.29)	0:12.24 [1] (0:12.24)						
Average Speed [km/h]	46.7	64.2	63.5	62.9	62.6	63.8	58.7						
Top Speed [km/h]	63.2	66.0	64.6	64.0	63.5	65.5	61.3						
Avg. Dist. to Rail [m]	7.9	3.3	3.6	4.1	2.6	3.2	4.1						
Avg. Stride Freq. [Hz]	2.2	2.4	2.4	2.3	2.3	2.4	2.3						
Avg. Stride Length [m]	5.9	7.4	7.5	7.5	7.5	7.5	7.1						





Horse/Jockey Name	Ruins Of Rome
Final Rank	7
Fastest Section Time (Section)	0:08.15 (Overall)
Top Speed [km/h] (Section)	65.3 (600m)
Race State	Finished

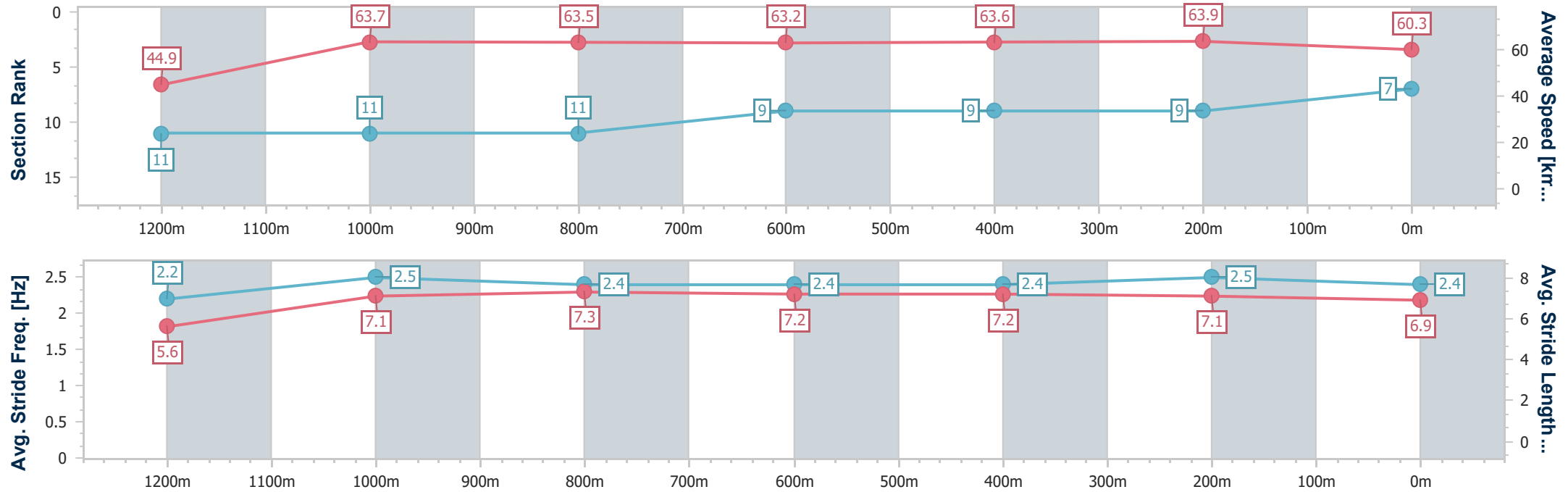


Eagle Farm QLD Professional
Race 9: SEVEN QTIS 3YO *** Weights Raised + 7.5kg *** - 1300m
03 May 2025 - 16:52
Track Rating: Good 4, Weather: Fine, Rail Position: +7m Entire



BRISBANE
RACING CLUB

Section	Overall	1200m	1000m	800m	600m	400m	200m						
Section Times	1:17.44 [7] (0:08.15)	1:09.29 [11] (0:11.39)	0:57.90 [11] (0:11.56)	0:46.34 [11] (0:11.63)	0:34.71 [9] (0:11.51)	0:23.20 [9] (0:11.26)	0:11.94 [9] (0:11.94)						
Average Speed [km/h]	44.9	63.7	63.5	63.2	63.6	63.9	60.3						
Top Speed [km/h]	59.8	65.0	64.9	65.2	65.3	65.2	62.0						
Avg. Dist. to Rail [m]	12.5	5.0	4.4	4.4	3.7	5.3	6.6						
Avg. Stride Freq. [Hz]	2.2	2.5	2.4	2.4	2.4	2.5	2.4						
Avg. Stride Length [m]	5.6	7.1	7.3	7.2	7.2	7.1	6.9						





Horse/Jockey Name	Moscow Circus
Final Rank	8
Fastest Section Time (Section)	0:07.67 (Overall)
Top Speed [km/h] (Section)	66.2 (1200m)
Race State	Finished

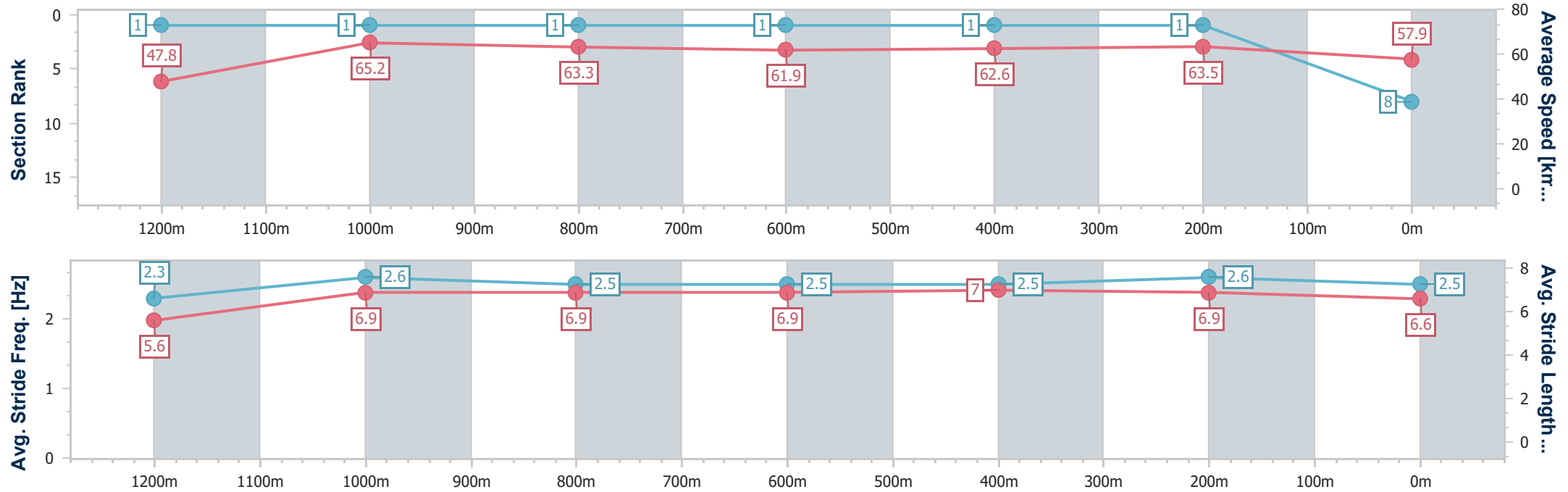


Eagle Farm QLD Professional
Race 9: SEVEN QTIS 3YO *** Weights Raised + 7.5kg *** - 1300m
03 May 2025 - 16:52
Track Rating: Good 4, Weather: Fine, Rail Position: +7m Entire



BRISBANE
RACING CLUB

Section	Overall	1200m	1000m	800m	600m	400m	200m						
Section Times	1:17.54 [8] (0:07.67)	1:09.87 [1] (0:11.07)	0:58.80 [1] (0:11.59)	0:47.21 [1] (0:11.87)	0:35.34 [1] (0:11.57)	0:23.77 [1] (0:11.37)	0:12.40 [1] (0:12.40)						
Average Speed [km/h]	47.8	65.2	63.3	61.9	62.6	63.5	57.9						
Top Speed [km/h]	64.0	66.2	64.3	62.7	63.4	64.5	61.3						
Avg. Dist. to Rail [m]	10.4	5.3	3.8	4.1	1.5	1.6	2.3						
Avg. Stride Freq. [Hz]	2.3	2.6	2.5	2.5	2.5	2.6	2.5						
Avg. Stride Length [m]	5.6	6.9	6.9	6.9	7.0	6.9	6.6						





Horse/Jockey Name	Socrazyinlove
Final Rank	9
Fastest Section Time (Section)	0:07.70 (Overall)
Top Speed [km/h] (Section)	65.3 (400m)
Race State	Finished

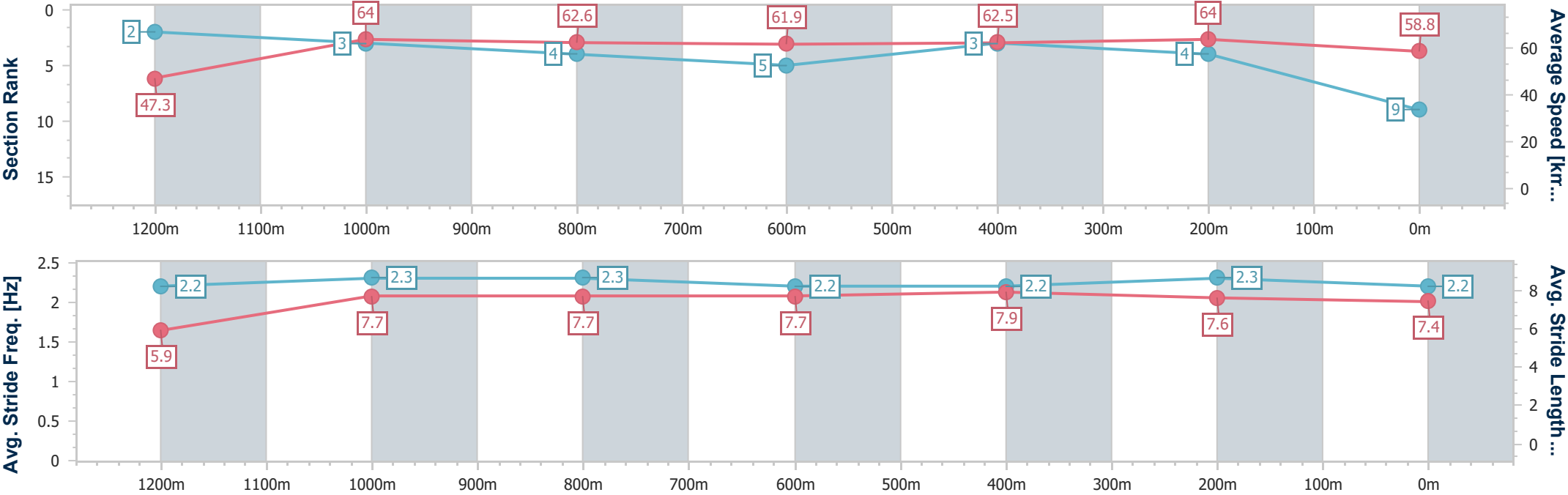


Eagle Farm QLD Professional
Race 9: SEVEN QTIS 3YO *** Weights Raised + 7.5kg *** - 1300m
03 May 2025 - 16:52
Track Rating: Good 4, Weather: Fine, Rail Position: +7m Entire



BRISBANE
RACING CLUB

Section	Overall	1200m	1000m	800m	600m	400m	200m						
Section Times	1:17.61 [9] (0:07.70)	1:09.91 [2] (0:11.27)	0:58.64 [3] (0:11.70)	0:46.94 [4] (0:11.83)	0:35.11 [5] (0:11.59)	0:23.52 [3] (0:11.24)	0:12.28 [4] (0:12.28)						
Average Speed [km/h]	47.3	64.0	62.6	61.9	62.5	64.0	58.8						
Top Speed [km/h]	62.7	65.2	63.4	63.4	64.6	65.3	61.0						
Avg. Dist. to Rail [m]	7.2	3.6	3.8	2.9	1.7	2.0	2.1						
Avg. Stride Freq. [Hz]	2.2	2.3	2.3	2.2	2.2	2.3	2.2						
Avg. Stride Length [m]	5.9	7.7	7.7	7.7	7.9	7.6	7.4						





Horse/Jockey Name	Bengal Diamond
Final Rank	10
Fastest Section Time (Section)	0:08.14 (Overall)
Top Speed [km/h] (Section)	66.4 (400m)
Race State	Finished

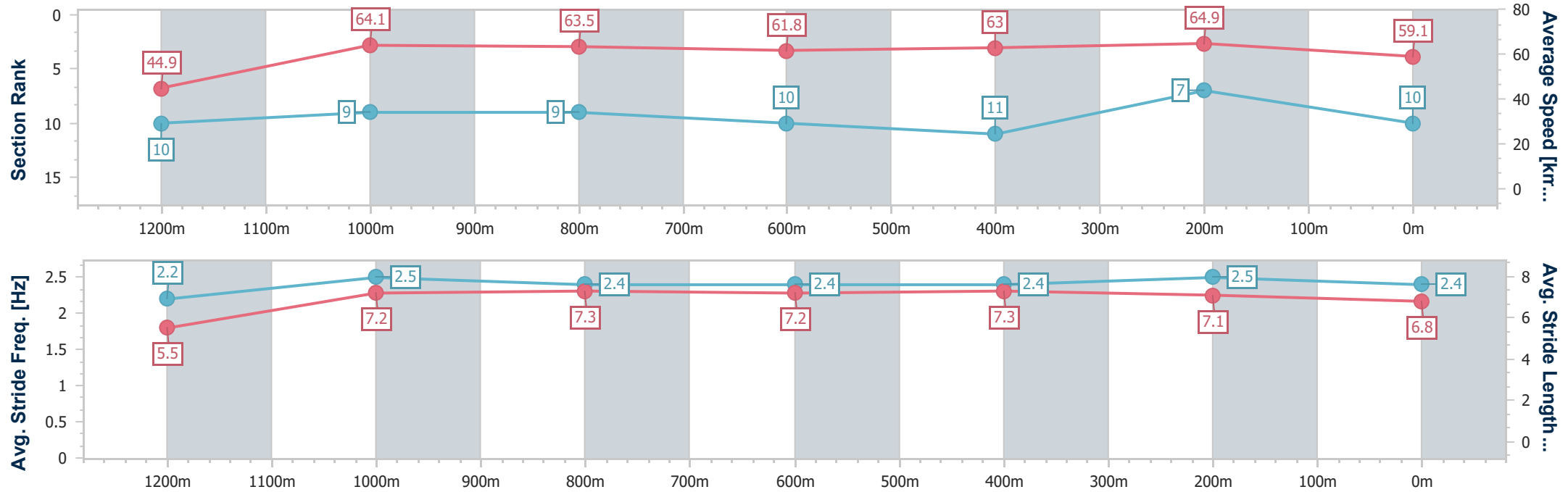


Eagle Farm QLD Professional
Race 9: SEVEN QTIS 3YO *** Weights Raised + 7.5kg *** - 1300m
03 May 2025 - 16:52
Track Rating: Good 4, Weather: Fine, Rail Position: +7m Entire



BRISBANE
RACING CLUB

Section	Overall	1200m	1000m	800m	600m	400m	200m						
Section Times	1:17.62 [10] (0:08.14)	1:09.48 [10] (0:11.27)	0:58.21 [9] (0:11.58)	0:46.63 [9] (0:11.79)	0:34.84 [10] (0:11.57)	0:23.27 [11] (0:11.07)	0:12.20 [7] (0:12.20)						
Average Speed [km/h]	44.9	64.1	63.5	61.8	63.0	64.9	59.1						
Top Speed [km/h]	61.8	65.3	64.7	63.3	64.8	66.4	61.8						
Avg. Dist. to Rail [m]	11.4	4.4	3.6	3.1	2.5	6.4	6.6						
Avg. Stride Freq. [Hz]	2.2	2.5	2.4	2.4	2.4	2.5	2.4						
Avg. Stride Length [m]	5.5	7.2	7.3	7.2	7.3	7.1	6.8						





Horse/Jockey Name	Devine Force
Final Rank	11
Fastest Section Time (Section)	0:08.22 (Overall)
Top Speed [km/h] (Section)	65.8 (400m)
Race State	Finished

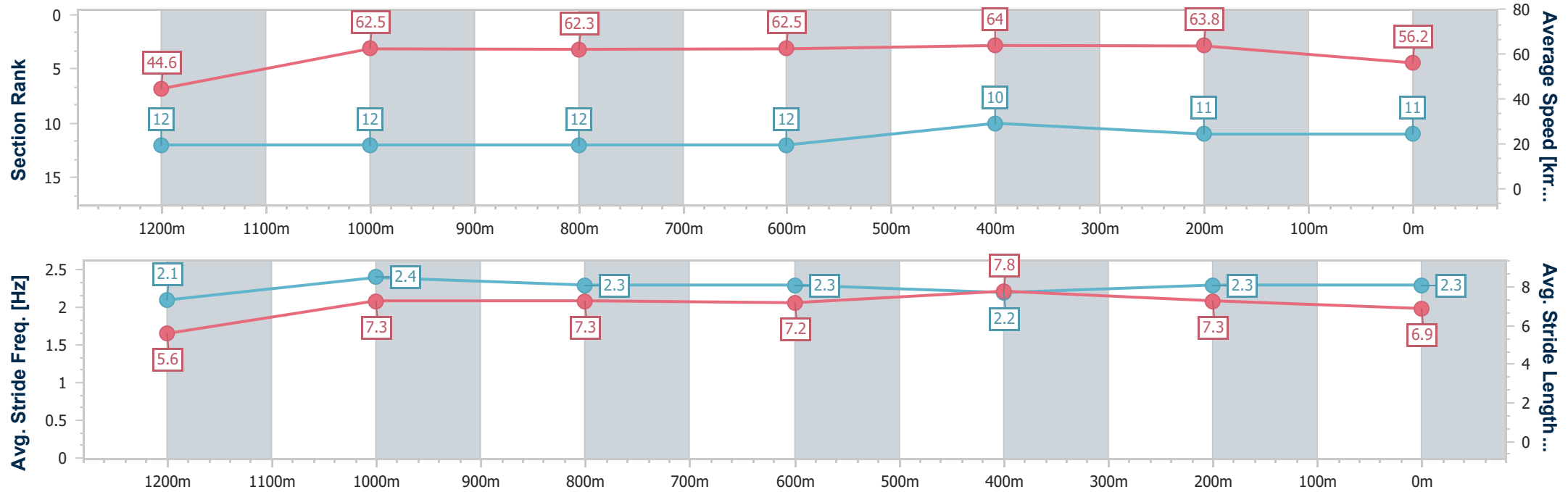


Eagle Farm QLD Professional
Race 9: SEVEN QTIS 3YO *** Weights Raised + 7.5kg *** - 1300m
03 May 2025 - 16:52
Track Rating: Good 4, Weather: Fine, Rail Position: +7m Entire



BRISBANE
RACING CLUB

Section	Overall	1200m	1000m	800m	600m	400m	200m						
Section Times	1:18.40 [11] (0:08.22)	1:10.18 [12] (0:11.56)	0:58.62 [12] (0:11.68)	0:46.94 [12] (0:11.59)	0:35.35 [12] (0:11.30)	0:24.05 [10] (0:11.26)	0:12.79 [11] (0:12.79)						
Average Speed [km/h]	44.6	62.5	62.3	62.5	64.0	63.8	56.2						
Top Speed [km/h]	58.0	63.4	63.4	63.4	65.5	65.8	61.8						
Avg. Dist. to Rail [m]	13.8	5.7	1.9	1.6	0.8	5.3	6.9						
Avg. Stride Freq. [Hz]	2.1	2.4	2.3	2.3	2.2	2.3	2.3						
Avg. Stride Length [m]	5.6	7.3	7.3	7.2	7.8	7.3	6.9						





Horse/Jockey Name	Kettlebell
Final Rank	12
Fastest Section Time (Section)	0:08.09 (Overall)
Top Speed [km/h] (Section)	66.4 (1200m)
Race State	Finished



Eagle Farm QLD Professional
Race 9: SEVEN QTIS 3YO *** Weights Raised + 7.5kg *** - 1300m
03 May 2025 - 16:52
Track Rating: Good 4, Weather: Fine, Rail Position: +7m Entire



BRISBANE
RACING CLUB

Section	Overall	1200m	1000m	800m	600m	400m	200m						
Section Times	1:18.84 [12] (0:08.09)	1:10.75 [8] (0:11.09)	0:59.66 [6] (0:11.36)	0:48.30 [2] (0:11.88)	0:36.42 [3] (0:11.74)	0:24.68 [5] (0:11.69)	0:12.99 [12] (0:12.99)						
Average Speed [km/h]	45.6	65.4	64.9	61.8	62.2	61.6	55.5						
Top Speed [km/h]	61.4	66.4	66.3	63.9	63.4	63.4	59.4						
Avg. Dist. to Rail [m]	16.1	8.2	5.2	4.1	3.6	5.5	5.5						
Avg. Stride Freq. [Hz]	2.0	2.4	2.4	2.3	2.3	2.4	2.3						
Avg. Stride Length [m]	6.1	7.7	7.6	7.5	7.5	7.3	6.8						

