



Eagle Farm QLD Professional  
Race 1: GALLOPERS SPORTS CLUB QTIS Two-Year-Old Maiden Plate -  
1000m

07 May 2025 - 12:33



Track Rating: Soft 6, Weather: Fine, Rail Position: +11m Entire

Section		Overall				800m	600m	400m	200m	Last 600m		
Field Times		0:58.69				0:45.26	0:34.30	0:22.96	0:11.80	0:34.30		
		(0:13.43)				(0:10.96)	(0:11.34)	(0:11.16)	(0:11.80)			
Rank	TAB Horse/Jockey	Barrier	Top Speed [km/h]	Fastest Section					Margin	Distance Travelled [m]		
1	8 SISSTAINABLE	3	68.4	0:10.97	0:58.69 [1]	0:45.13 [4]	0:34.16 [3]	0:22.96 [1]	0:11.80 [1]	0:58.69	0:34.16	
	Andrew Mallyon		800m	800m	(0:13.56)	(0:10.97)	(0:11.20)	(0:11.16)	(0:11.80)			
2	9 SMEXY	1	68.2	0:10.90	0:59.03 [2]	0:45.14 [6]	0:34.24 [5]	0:23.04 [5]	0:11.87 [4]	1.99L	0:34.24	-1
	Tiffani Brooker		800m	800m	(0:13.89)	(0:10.90)	(0:11.20)	(0:11.17)	(0:11.87)			
3	7 PROVOKER	4	66.5	0:11.10	0:59.10 [3]	0:45.58 [2]	0:34.48 [4]	0:23.29 [3]	0:12.11 [2]	2.37L	0:34.48	+3
	Nikita Beriman		Overall	800m	(0:13.52)	(0:11.10)	(0:11.19)	(0:11.18)	(0:12.11)			
4	4 JAGGERY	5	67.0	0:11.00	0:59.18 [4]	0:45.40 [5]	0:34.29 [6]	0:23.03 [8]	0:12.03 [3]	2.86L	0:34.29	+7
	Noel Callow		400m	400m	(0:13.78)	(0:11.11)	(0:11.26)	(0:11.00)	(0:12.03)			
5	11 ARTISTIC ENDEAVOUR	10	68.2	0:11.05	0:59.50 [5]	0:45.24 [10]	0:34.13 [10]	0:23.08 [10]	0:12.03 [8]	4.77L	0:34.13	+4
	Cejay Graham		400m	600m	(0:14.26)	(0:11.11)	(0:11.05)	(0:11.05)	(0:12.03)			
6	12 LOCKYER	9	67.5	0:11.06	0:59.54 [6]	0:45.59 [9]	0:34.46 [8]	0:23.40 [7]	0:12.29 [5]	4.96L	0:34.46	+9
	Ryan Maloney		600m	600m	(0:13.95)	(0:11.13)	(0:11.06)	(0:11.11)	(0:12.29)			
7	14 ZOU ZOU JENNIKA	2	66.5	0:11.16	0:59.77 [7]	0:45.83 [7]	0:34.54 [9]	0:23.36 [9]	0:12.20 [9]	6.33L	0:34.54	+4
	Tahlia Fenlon		600m	400m	(0:13.94)	(0:11.29)	(0:11.18)	(0:11.16)	(0:12.20)			
8	6 ODIN'S MOUNT	8	70.3	0:10.91	1:00.21 [8]	0:46.69 [3]	0:35.78 [2]	0:24.41 [2]	0:12.91 [6]	8.9L	0:35.78	+7
	Anthony Allen		800m	800m	(0:13.52)	(0:10.91)	(0:11.37)	(0:11.50)	(0:12.91)			
9	3 GOLDEN NOTRE	7	67.3	0:10.99	1:00.69 [9]	0:46.75 [8]	0:35.76 [7]	0:24.57 [6]	0:12.89 [10]	11.75L	0:35.76	+3
	Jag Guthmann-Chester		Overall	800m	(0:13.94)	(0:10.99)	(0:11.19)	(0:11.68)	(0:12.89)			
10	15 BELLOVE	6	69.3	0:10.96	1:00.75 [10]	0:47.32 [1]	0:36.36 [1]	0:24.94 [4]	0:13.29 [7]	12.12L	0:36.36	+6
	Damien Thornton		800m	800m	(0:13.43)	(0:10.96)	(0:11.42)	(0:11.65)	(0:13.29)			

Scratched: Bombay Boom (#1), Isti Star (#13), Bourbon County (#2), Manpower (#5), Zellweger (#10), Carbonara (#16), Meet George (#17)

Report Created: Wed 7 May 2025 13:23 GMT+10 (Note: Timing is based on position data)

Page 1/11

[ ] Ranking at each section and finish  
-:-:- No data available at this section  
NA No data available

SCN Saddle cloth number  
DNF Did not finish  
DNT Did not track

data processed by TRIPLES DATA



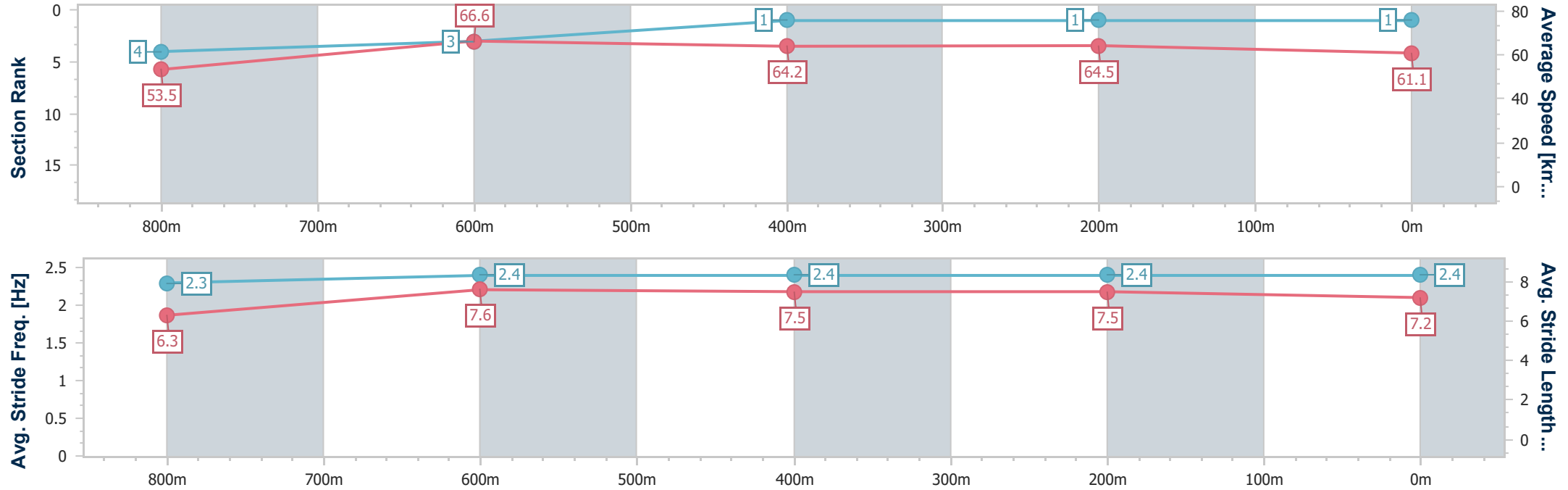
Horse/Jockey Name	Sisustainable
Final Rank	1
Fastest Section Time (Section)	0:10.97 (800m)
Top Speed [km/h] (Section)	68.4 (800m)
Race State	Finished



Eagle Farm QLD Professional  
Race 1: GALLOPERS SPORTS CLUB QTIS Two-Year-Old  
Maiden Plate - 1000m  
07 May 2025 - 12:33  
Track Rating: Soft 6, Weather: Fine, Rail Position: +11m Entire



Section	Overall	800m	600m	400m	200m										
Section Times	0:58.69 [1] (0:13.56)	0:45.13 [4] (0:10.97)	0:34.16 [3] (0:11.20)	0:22.96 [1] (0:11.16)	0:11.80 [1] (0:11.80)										
Average Speed [km/h]	53.5	66.6	64.2	64.5	61.1										
Top Speed [km/h]	67.6	68.4	65.6	65.8	63.5										
Avg. Dist. to Rail [m]	2.7	2.5	0.6	0.6	0.2										
Avg. Stride Freq. [Hz]	2.3	2.4	2.4	2.4	2.4										
Avg. Stride Length [m]	6.3	7.6	7.5	7.5	7.2										





Horse/Jockey Name	Smexy
Final Rank	2
Fastest Section Time (Section)	0:10.90 (800m)
Top Speed [km/h] (Section)	68.2 (800m)
Race State	Finished

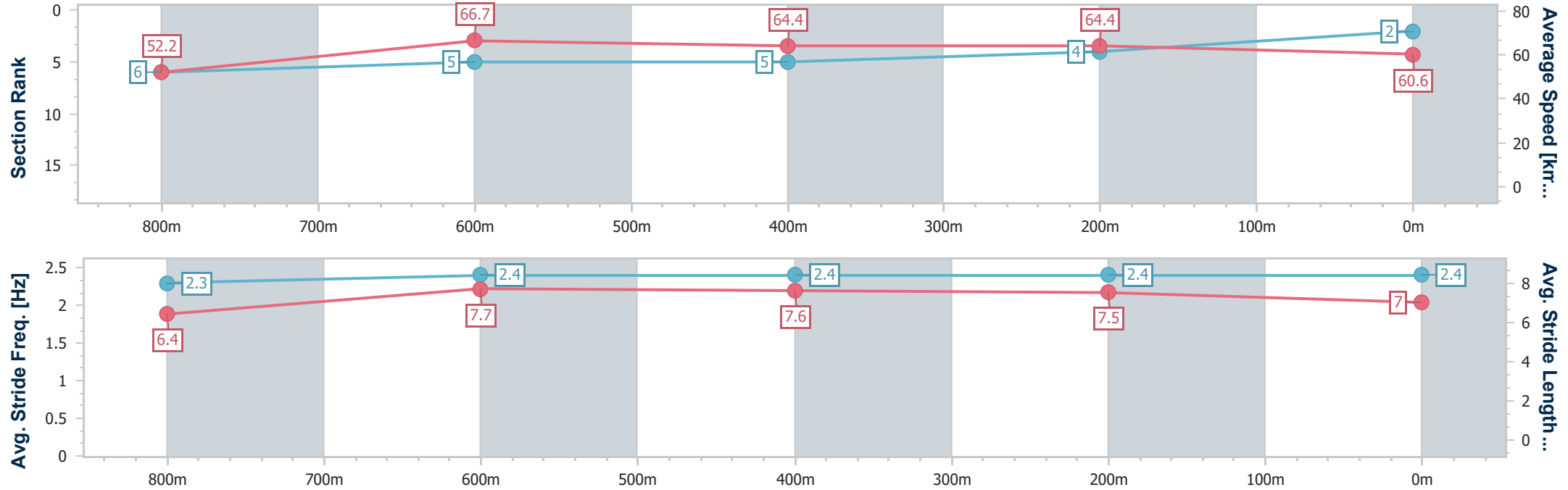


Eagle Farm QLD Professional  
Race 1: GALLOPERS SPORTS CLUB QTIS Two-Year-Old  
Maiden Plate - 1000m  
07 May 2025 - 12:33  
Track Rating: Soft 6, Weather: Fine, Rail Position: +11m Entire



BRISBANE  
RACING CLUB

Section	Overall	800m	600m	400m	200m										
Section Times	0:59.03 [2] (0:13.89)	0:45.14 [6] (0:10.90)	0:34.24 [5] (0:11.20)	0:23.04 [5] (0:11.17)	0:11.87 [4] (0:11.87)										
Average Speed [km/h]	52.2	66.7	64.4	64.4	60.6										
Top Speed [km/h]	66.8	68.2	66.3	66.5	63.5										
Avg. Dist. to Rail [m]	1.8	1.8	0.6	0.6	1.2										
Avg. Stride Freq. [Hz]	2.3	2.4	2.4	2.4	2.4										
Avg. Stride Length [m]	6.4	7.7	7.6	7.5	7.0										



[ ] Ranking at each section and finish  
-.-.- No data available at this section  
NA No data available



Horse/Jockey Name	Provoker
Final Rank	3
Fastest Section Time (Section)	0:11.10 (800m)
Top Speed [km/h] (Section)	66.5 (Overall)
Race State	Finished

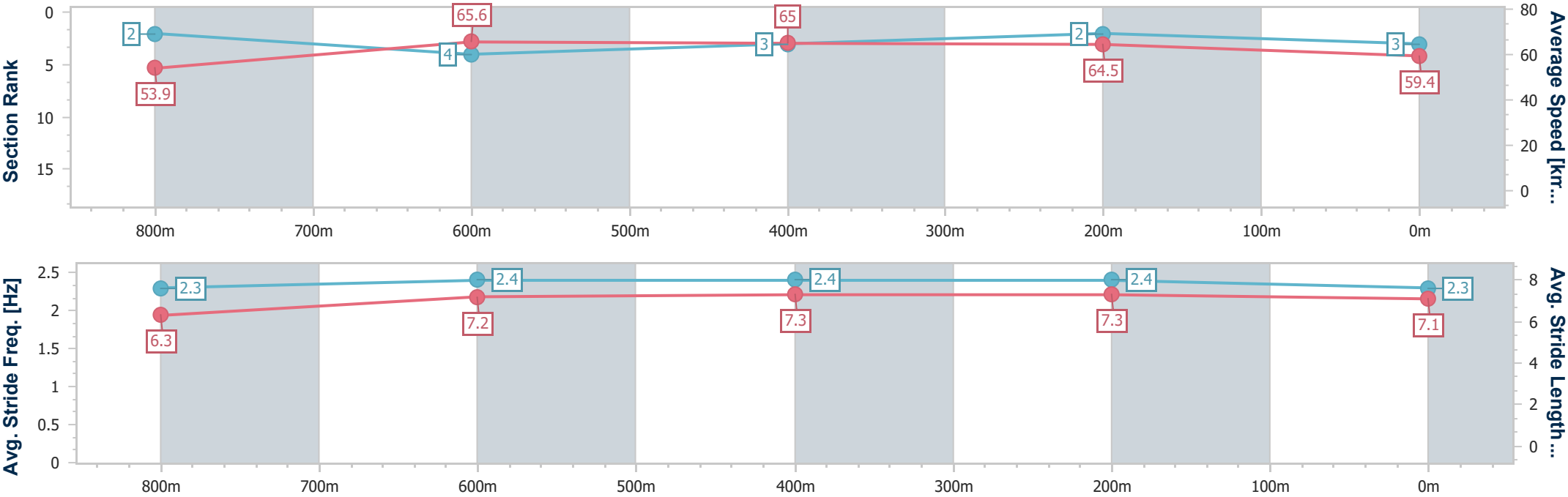


Eagle Farm QLD Professional  
Race 1: GALLOPERS SPORTS CLUB QTIS Two-Year-Old  
Maiden Plate - 1000m  
07 May 2025 - 12:33  
Track Rating: Soft 6, Weather: Fine, Rail Position: +11m Entire



BRISBANE  
RACING CLUB

Section	Overall	800m	600m	400m	200m										
Section Times	0:59.10 [3] (0:13.52)	0:45.58 [2] (0:11.10)	0:34.48 [4] (0:11.19)	0:23.29 [3] (0:11.18)	0:12.11 [2] (0:12.11)										
Average Speed [km/h]	53.9	65.6	65.0	64.5	59.4										
Top Speed [km/h]	66.5	66.5	65.7	66.1	63.2										
Avg. Dist. to Rail [m]	3.3	3.6	1.8	2.2	0.9										
Avg. Stride Freq. [Hz]	2.3	2.4	2.4	2.4	2.3										
Avg. Stride Length [m]	6.3	7.2	7.3	7.3	7.1										





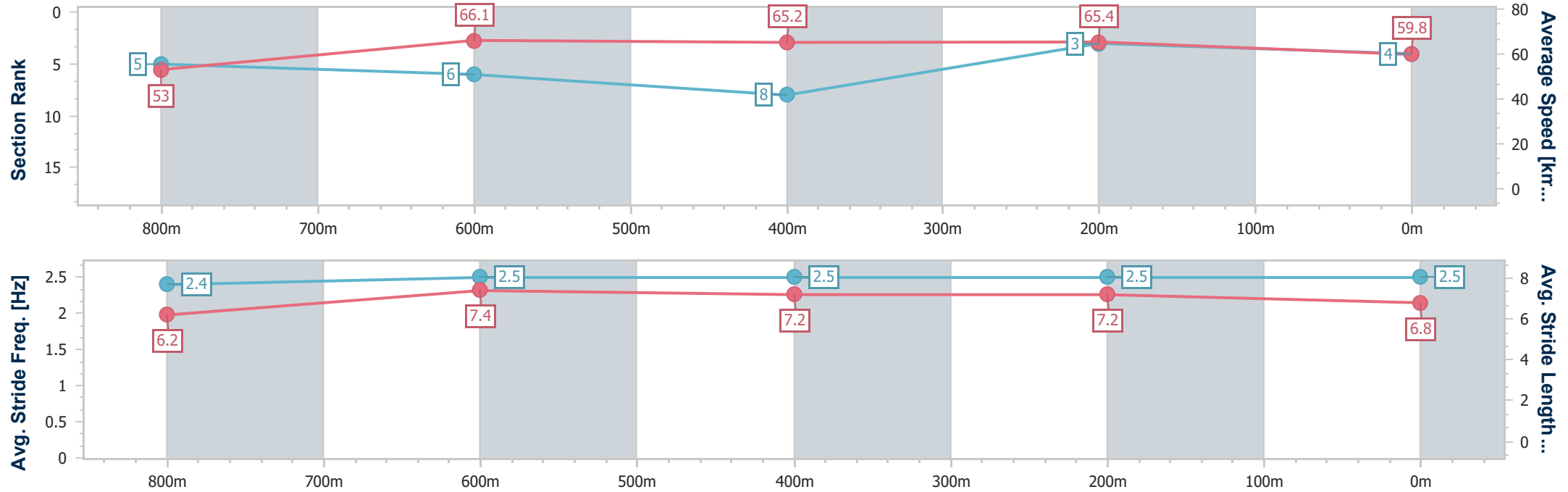
Horse/Jockey Name	Jaggery
Final Rank	4
Fastest Section Time (Section)	0:11.00 (400m)
Top Speed [km/h] (Section)	67.0 (400m)
Race State	Finished



Eagle Farm QLD Professional  
Race 1: GALLOPERS SPORTS CLUB QTIS Two-Year-Old  
Maiden Plate - 1000m  
07 May 2025 - 12:33  
Track Rating: Soft 6, Weather: Fine, Rail Position: +11m Entire



Section	Overall	800m	600m	400m	200m										
Section Times	0:59.18 [4] (0:13.78)	0:45.40 [5] (0:11.11)	0:34.29 [6] (0:11.26)	0:23.03 [8] (0:11.00)	0:12.03 [3] (0:12.03)										
Average Speed [km/h]	53.0	66.1	65.2	65.4	59.8										
Top Speed [km/h]	66.2	66.5	66.5	67.0	63.0										
Avg. Dist. to Rail [m]	4.6	4.2	4.7	6.2	4.2										
Avg. Stride Freq. [Hz]	2.4	2.5	2.5	2.5	2.5										
Avg. Stride Length [m]	6.2	7.4	7.2	7.2	6.8										





Horse/Jockey Name	Artistic Endeavour
Final Rank	5
Fastest Section Time (Section)	0:11.05 (600m)
Top Speed [km/h] (Section)	68.2 (400m)
Race State	Finished

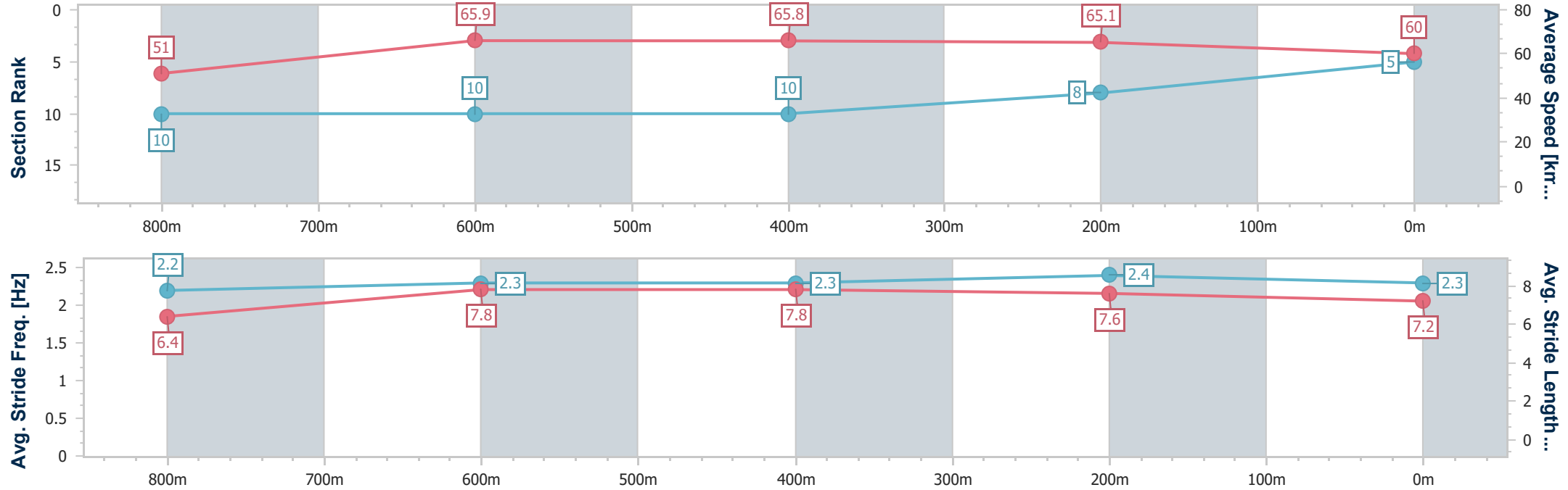


Eagle Farm QLD Professional  
Race 1: GALLOPERS SPORTS CLUB QTIS Two-Year-Old  
Maiden Plate - 1000m  
07 May 2025 - 12:33  
Track Rating: Soft 6, Weather: Fine, Rail Position: +11m Entire



BRISBANE  
RACING CLUB

Section	Overall	800m	600m	400m	200m										
Section Times	0:59.50 [5] (0:14.26)	0:45.24 [10] (0:11.11)	0:34.13 [10] (0:11.05)	0:23.08 [10] (0:11.05)	0:12.03 [8] (0:12.03)										
Average Speed [km/h]	51.0	65.9	65.8	65.1	60.0										
Top Speed [km/h]	66.1	66.5	68.0	68.2	62.9										
Avg. Dist. to Rail [m]	6.1	3.2	2.6	2.3	2.9										
Avg. Stride Freq. [Hz]	2.2	2.3	2.3	2.4	2.3										
Avg. Stride Length [m]	6.4	7.8	7.8	7.6	7.2										



[ ] Ranking at each section and finish  
-.-.- No data available at this section  
NA No data available



Horse/Jockey Name	Lockyer
Final Rank	6
Fastest Section Time (Section)	0:11.06 (600m)
Top Speed [km/h] (Section)	67.5 (600m)
Race State	Finished

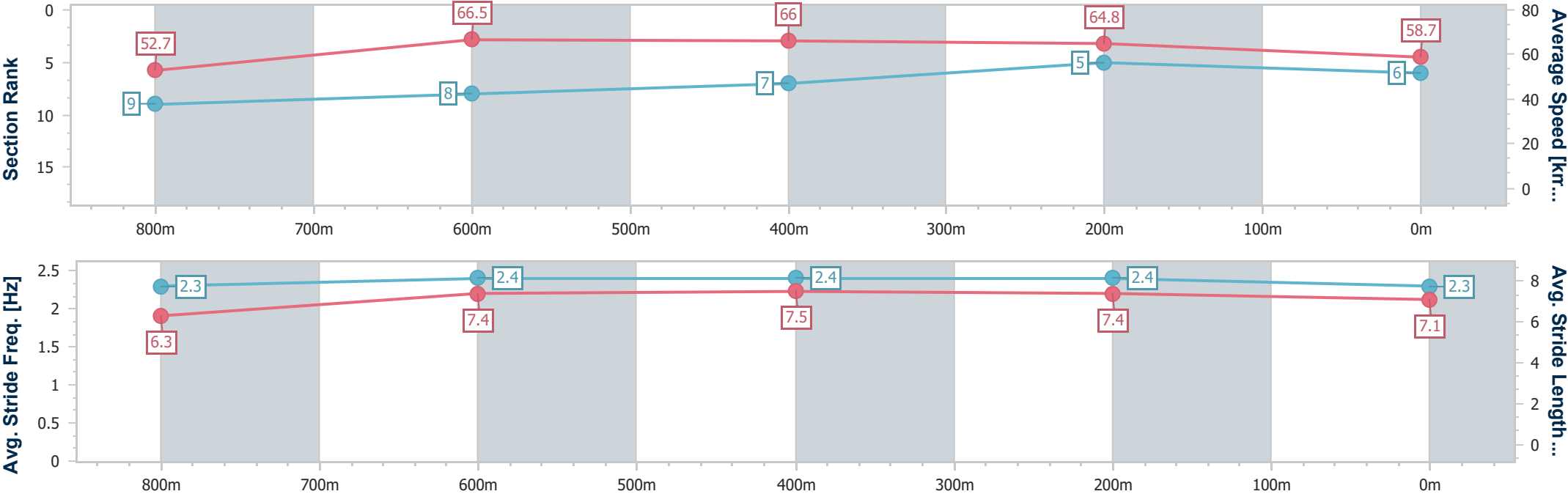


Eagle Farm QLD Professional  
Race 1: GALLOPERS SPORTS CLUB QTIS Two-Year-Old  
Maiden Plate - 1000m  
07 May 2025 - 12:33  
Track Rating: Soft 6, Weather: Fine, Rail Position: +11m Entire



BRISBANE  
RACING CLUB

Section	Overall	800m	600m	400m	200m														
Section Times	0:59.54 [6] (0:13.95)	0:45.59 [9] (0:11.13)	0:34.46 [8] (0:11.06)	0:23.40 [7] (0:11.11)	0:12.29 [5] (0:12.29)														
Average Speed [km/h]	52.7	66.5	66.0	64.8	58.7														
Top Speed [km/h]	66.4	66.9	67.5	66.9	62.2														
Avg. Dist. to Rail [m]	7.5	6.1	3.7	4.4	4.9														
Avg. Stride Freq. [Hz]	2.3	2.4	2.4	2.4	2.3														
Avg. Stride Length [m]	6.3	7.4	7.5	7.4	7.1														





Horse/Jockey Name	Zou Zou Jennika
Final Rank	7
Fastest Section Time (Section)	0:11.16 (400m)
Top Speed [km/h] (Section)	66.5 (600m)
Race State	Finished

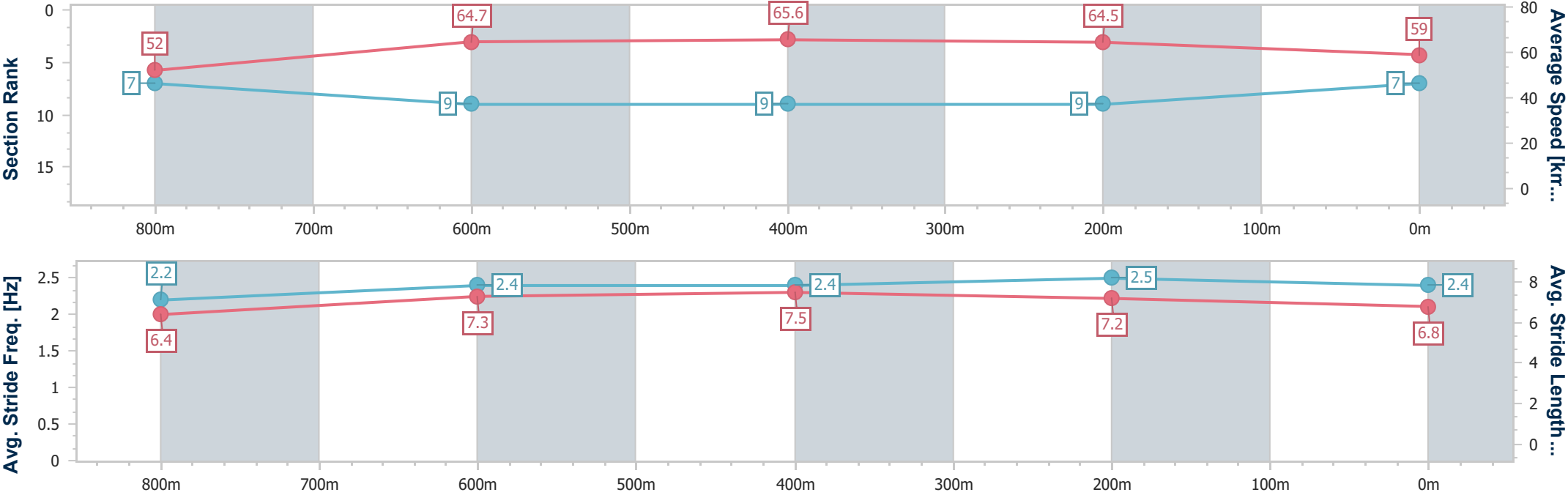


Eagle Farm QLD Professional  
Race 1: GALLOPERS SPORTS CLUB QTIS Two-Year-Old  
Maiden Plate - 1000m  
07 May 2025 - 12:33  
Track Rating: Soft 6, Weather: Fine, Rail Position: +11m Entire



BRISBANE  
RACING CLUB

Section	Overall	800m	600m	400m	200m										
Section Times	0:59.77 [7] (0:13.94)	0:45.83 [7] (0:11.29)	0:34.54 [9] (0:11.18)	0:23.36 [9] (0:11.16)	0:12.20 [9] (0:12.20)										
Average Speed [km/h]	52.0	64.7	65.6	64.5	59.0										
Top Speed [km/h]	65.8	66.0	66.5	66.4	62.5										
Avg. Dist. to Rail [m]	1.5	2.8	3.6	1.2	1.3										
Avg. Stride Freq. [Hz]	2.2	2.4	2.4	2.5	2.4										
Avg. Stride Length [m]	6.4	7.3	7.5	7.2	6.8										







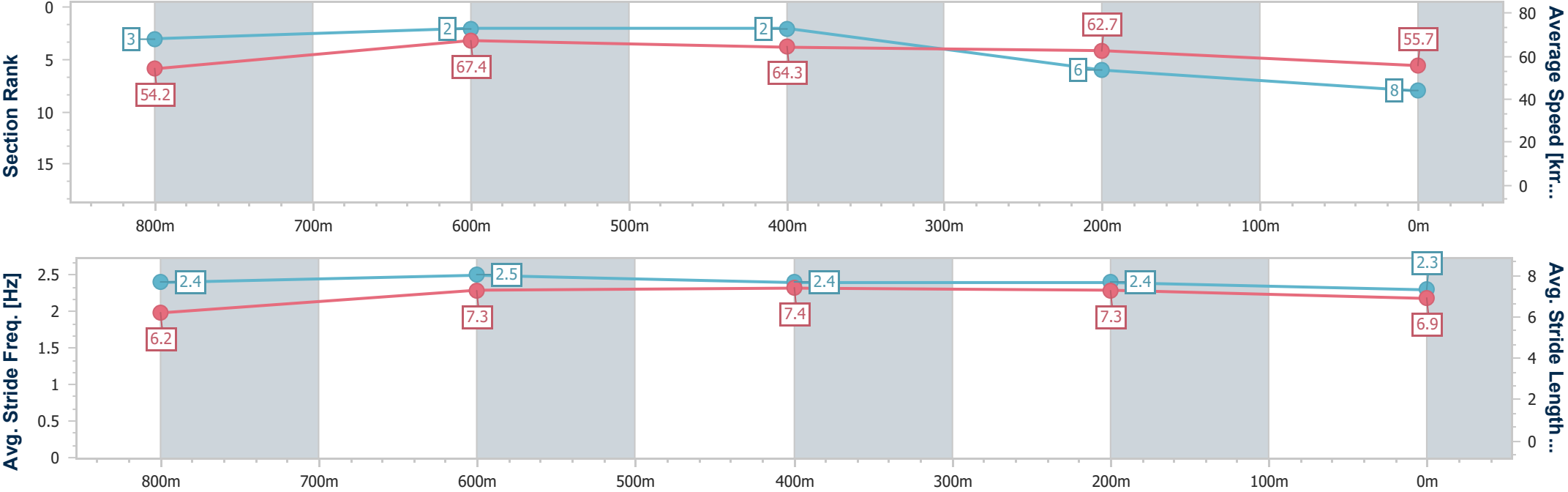
Horse/Jockey Name	Odin's Mount
Final Rank	8
Fastest Section Time (Section)	0:10.91 (800m)
Top Speed [km/h] (Section)	70.3 (800m)
Race State	Finished



Eagle Farm QLD Professional  
Race 1: GALLOPERS SPORTS CLUB QTIS Two-Year-Old  
Maiden Plate - 1000m  
07 May 2025 - 12:33  
Track Rating: Soft 6, Weather: Fine, Rail Position: +11m Entire



Section	Overall	800m	600m	400m	200m														
Section Times	1:00.21 [8] (0:13.52)	0:46.69 [3] (0:10.91)	0:35.78 [2] (0:11.37)	0:24.41 [2] (0:11.50)	0:12.91 [6] (0:12.91)														
Average Speed [km/h]	54.2	67.4	64.3	62.7	55.7														
Top Speed [km/h]	69.6	70.3	65.5	65.2	60.3														
Avg. Dist. to Rail [m]	6.4	5.2	2.9	3.0	1.4														
Avg. Stride Freq. [Hz]	2.4	2.5	2.4	2.4	2.3														
Avg. Stride Length [m]	6.2	7.3	7.4	7.3	6.9														





Horse/Jockey Name	Golden Notre
Final Rank	9
Fastest Section Time (Section)	0:10.99 (800m)
Top Speed [km/h] (Section)	67.3 (Overall)
Race State	Finished

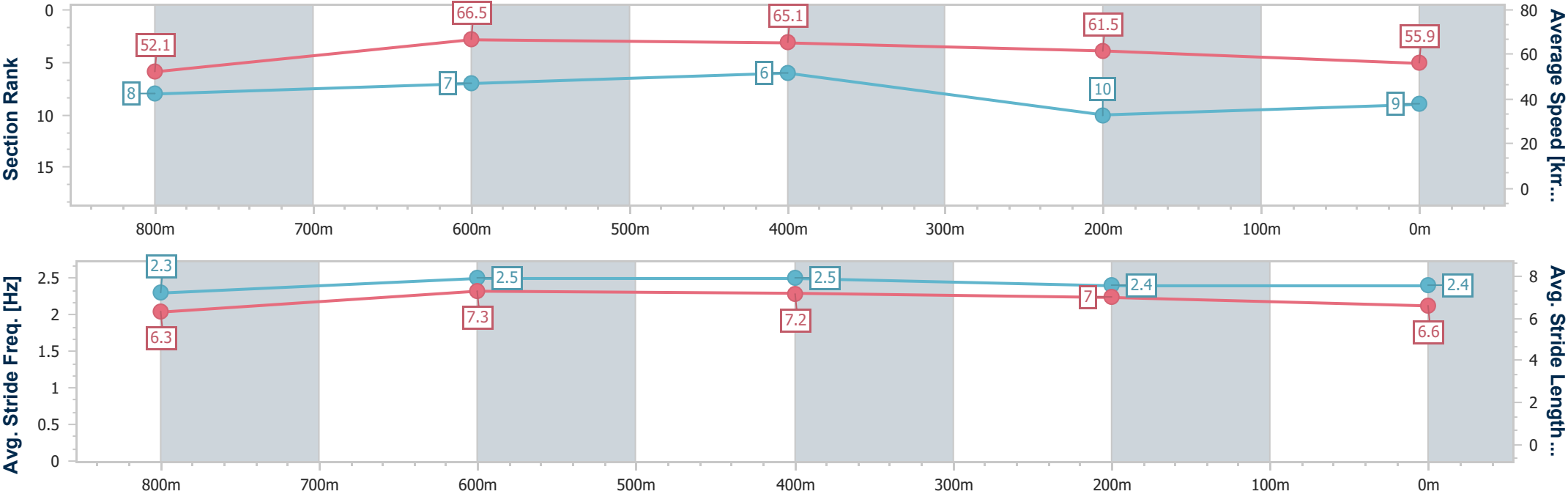


Eagle Farm QLD Professional  
Race 1: GALLOPERS SPORTS CLUB QTIS Two-Year-Old  
Maiden Plate - 1000m  
07 May 2025 - 12:33  
Track Rating: Soft 6, Weather: Fine, Rail Position: +11m Entire



BRISBANE  
RACING CLUB

Section	Overall	800m	600m	400m	200m									
Section Times	1:00.69 [9] (0:13.94)	0:46.75 [8] (0:10.99)	0:35.76 [7] (0:11.19)	0:24.57 [6] (0:11.68)	0:12.89 [10] (0:12.89)									
Average Speed [km/h]	52.1	66.5	65.1	61.5	55.9									
Top Speed [km/h]	67.3	67.1	66.8	64.9	58.6									
Avg. Dist. to Rail [m]	4.7	3.3	2.2	1.5	2.6									
Avg. Stride Freq. [Hz]	2.3	2.5	2.5	2.4	2.4									
Avg. Stride Length [m]	6.3	7.3	7.2	7.0	6.6									





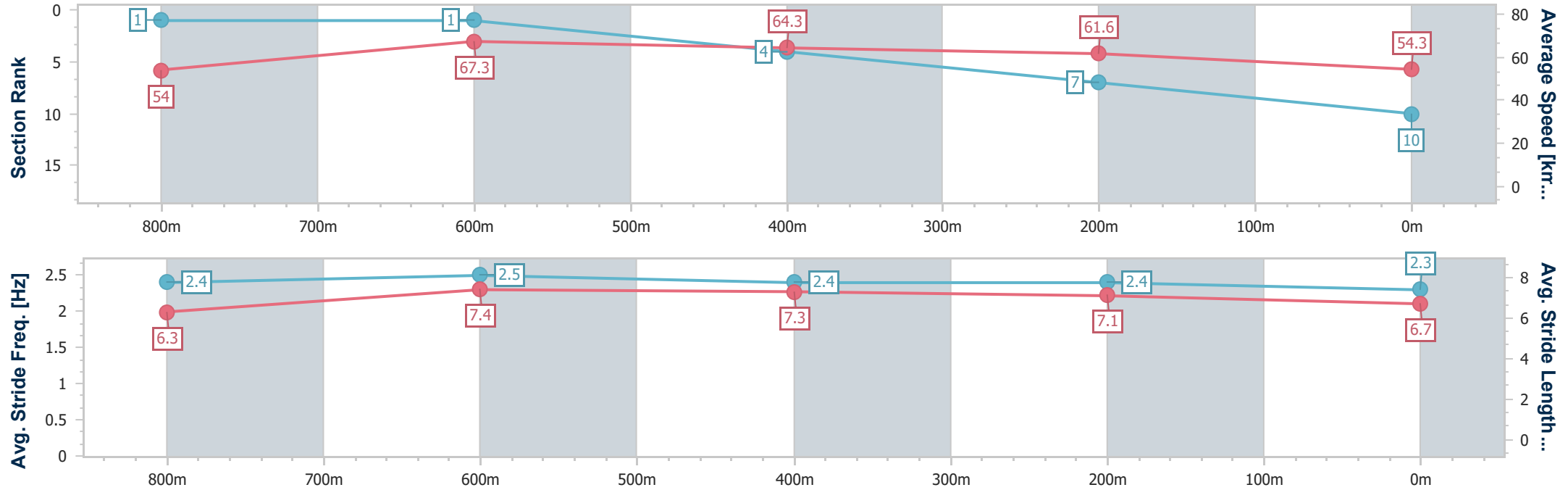
Horse/Jockey Name	Bellove
Final Rank	10
Fastest Section Time (Section)	0:10.96 (800m)
Top Speed [km/h] (Section)	69.3 (800m)
Race State	Finished



Eagle Farm QLD Professional  
Race 1: GALLOPERS SPORTS CLUB QTIS Two-Year-Old  
Maiden Plate - 1000m  
07 May 2025 - 12:33  
Track Rating: Soft 6, Weather: Fine, Rail Position: +11m Entire



Section	Overall	800m	600m	400m	200m										
Section Times	1:00.75 [10] (0:13.43)	0:47.32 [1] (0:10.96)	0:36.36 [1] (0:11.42)	0:24.94 [4] (0:11.65)	0:13.29 [7] (0:13.29)										
Average Speed [km/h]	54.0	67.3	64.3	61.6	54.3										
Top Speed [km/h]	68.3	69.3	64.9	65.0	58.4										
Avg. Dist. to Rail [m]	4.5	5.0	3.9	1.6	1.4										
Avg. Stride Freq. [Hz]	2.4	2.5	2.4	2.4	2.3										
Avg. Stride Length [m]	6.3	7.4	7.3	7.1	6.7										





**Eagle Farm QLD Professional**  
**Race 2: BECOME A BRC MEMBER Maiden Plate - 1400m**  
**07 May 2025 - 13:08**



Track Rating: Soft 6, Weather: Fine, Rail Position: +11m Entire

Section						Overall	1200m	1000m	800m	600m	400m	Last 600m	
Field Times						1:25.88 (0:14.43)	1:11.45 (0:11.92)	0:59.53 (0:12.33)	0:47.20 (0:12.27)	0:34.93 (0:11.66)	0:23.27 (0:11.21)	0:34.93	
Rank	TAB	Horse/Jockey	Barrier	Top Speed [km/h]	Fastest Section								Distance Travelled [m]
1	2	STARSONUS	7	66.4	0:10.99	1:25.88 [1]	1:10.73 [6]	0:58.70 [6]	0:46.58 [6]	0:34.54 [5]	0:22.96 [5]	0:34.54	
		Ryan Maloney		400m	400m	(0:15.15)	(0:12.03)	(0:12.12)	(0:12.04)	(0:11.58)	(0:10.99)		
2	5	FIRST MAN	4	66.5	0:11.14	1:26.10 [2]	1:11.46 [2]	0:59.53 [2]	0:47.33 [2]	0:35.15 [1]	0:23.41 [3]	0:35.15 -1	
		Damien Thornton		400m	400m	(0:14.64)	(0:11.93)	(0:12.20)	(0:12.18)	(0:11.74)	(0:11.14)		
3	10	MISS HIGHFALUTIN	6	65.4	0:11.21	1:26.13 [3]	1:11.70 [1]	0:59.78 [1]	0:47.45 [1]	0:35.16 [2]	0:23.52 [1]	0:35.16 -7	
		Angela Jones		400m	400m	(0:14.43)	(0:11.92)	(0:12.33)	(0:12.29)	(0:11.64)	(0:11.21)		
4	4	BOROGORU	5	66.9	0:11.16	1:26.18 [4]	1:11.31 [3]	0:59.29 [4]	0:47.21 [3]	0:35.06 [3]	0:23.50 [2]	0:35.06 +1	
		Boris Thornton		400m	400m	(0:14.87)	(0:12.02)	(0:12.08)	(0:12.15)	(0:11.56)	(0:11.16)		
5	11	SATURDAYS GIRL	9	66.3	0:10.99	1:26.27 [5]	1:10.59 [9]	0:58.57 [8]	0:46.45 [9]	0:34.46 [9]	0:22.89 [9]	0:34.46 -5	
		Andrew Mallyon		400m	400m	(0:15.68)	(0:12.02)	(0:12.12)	(0:11.99)	(0:11.57)	(0:10.99)		
6	7	SAMMAAN CITY	2	66.0	0:11.21	1:26.45 [6]	1:11.55 [4]	0:59.62 [3]	0:47.41 [4]	0:35.22 [4]	0:23.63 [4]	0:35.22 -6	
		Jake Bayliss		400m	400m	(0:14.90)	(0:11.93)	(0:12.21)	(0:12.19)	(0:11.59)	(0:11.21)		
7	8	TARAVIA	3	64.4	0:11.36	1:26.57 [7]	1:11.54 [5]	0:59.50 [5]	0:47.33 [5]	0:35.23 [6]	0:23.41 [6]	0:35.23 -7	
		Jag Guthmann-Chester		400m	400m	(0:15.03)	(0:12.04)	(0:12.17)	(0:12.10)	(0:11.82)	(0:11.36)		
8	3	ABOVEFORTY	8	65.9	0:11.26	1:26.58 [8]	1:11.03 [8]	0:58.86 [9]	0:46.88 [8]	0:34.85 [8]	0:23.38 [7]	0:34.85 -4	
		Kyle Wilson-Taylor		400m	400m	(0:15.55)	(0:12.17)	(0:11.98)	(0:12.03)	(0:11.47)	(0:11.26)		
9	6	FRATIANNO	1	65.6	0:11.21	1:26.59 [9]	1:11.13 [7]	0:59.06 [7]	0:47.00 [7]	0:34.88 [7]	0:23.22 [8]	0:34.88 -8	
		Justin Huxtable		400m	400m	(0:15.46)	(0:12.07)	(0:12.06)	(0:12.12)	(0:11.66)	(0:11.21)		

Scratched: Supido Rose (#9), National Interest (#1)



**Eagle Farm QLD Professional**  
**Race 2: BECOME A BRC MEMBER Maiden Plate - 1400m**  
**07 May 2025 - 13:08**



Track Rating: Soft 6, Weather: Fine, Rail Position: +11m Entire

Section Field Times				200m 0:12.06 (0:12.06)		Last 600m 0:34.93			
Rank	TAB	Horse/Jockey	Barrier	Top Speed [km/h]	Fastest Section	Margin			Distance Travelled [m]
1	2	STARSONUS	7	66.4	0:10.99	0:11.97 [4]	1:25.88		0:34.54
		Ryan Maloney		400m	400m	(0:11.97)			
2	5	FIRST MAN	4	66.5	0:11.14	0:12.27 [2]	1.32L		0:35.15 -1
		Damien Thornton		400m	400m	(0:12.27)			
3	10	MISS HIGHFALUTIN	6	65.4	0:11.21	0:12.31 [1]	1.45L		0:35.16 -7
		Angela Jones		400m	400m	(0:12.31)			
4	4	BOROGORU	5	66.9	0:11.16	0:12.34 [3]	1.78L		0:35.06 +1
		Boris Thornton		400m	400m	(0:12.34)			
5	11	SATURDAYS GIRL	9	66.3	0:10.99	0:11.90 [6]	2.31L		0:34.46 -5
		Andrew Mallyon		400m	400m	(0:11.90)			
6	7	SAMMAAN CITY	2	66.0	0:11.21	0:12.42 [5]	3.33L		0:35.22 -6
		Jake Bayliss		400m	400m	(0:12.42)			
7	8	TARAVIA	3	64.4	0:11.36	0:12.05 [8]	4.05L		0:35.23 -7
		Jag Guthmann-Chester		400m	400m	(0:12.05)			
8	3	ABOVEFORTY	8	65.9	0:11.26	0:12.12 [7]	4.12L		0:34.85 -4
		Kyle Wilson-Taylor		400m	400m	(0:12.12)			
9	6	FRATIANNO	1	65.6	0:11.21	0:12.01 [9]	4.19L		0:34.88 -8
		Justin Huxtable		400m	400m	(0:12.01)			

Scratched: Supido Rose (#9), National Interest (#1)



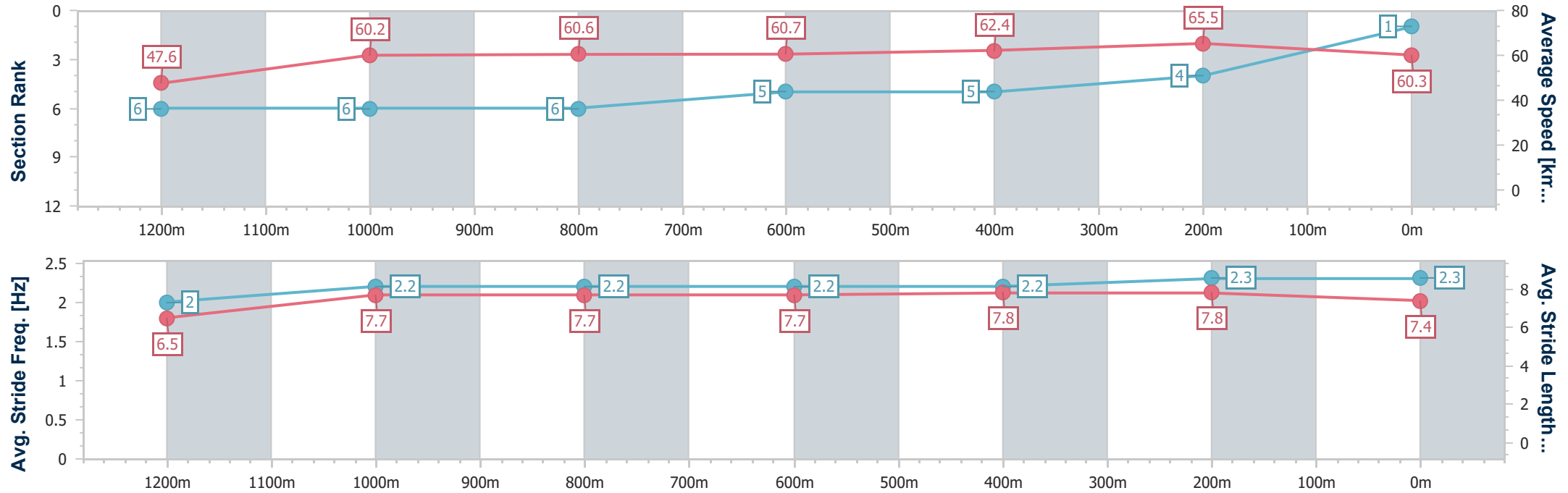
Horse/Jockey Name	Starsonus
Final Rank	1
Fastest Section Time (Section)	0:10.99 (400m)
Top Speed [km/h] (Section)	66.4 (400m)
Race State	Finished



Eagle Farm QLD Professional  
Race 2: BECOME A BRC MEMBER Maiden Plate - 1400m  
07 May 2025 - 13:08  
Track Rating: Soft 6, Weather: Fine, Rail Position: +11m Entire



Section	Overall	1200m	1000m	800m	600m	400m	200m						
Section Times	1:25.88 [1] (0:15.15)	1:10.73 [6] (0:12.03)	0:58.70 [6] (0:12.12)	0:46.58 [6] (0:12.04)	0:34.54 [5] (0:11.58)	0:22.96 [5] (0:10.99)	0:11.97 [4] (0:11.97)						
Average Speed [km/h]	47.6	60.2	60.6	60.7	62.4	65.5	60.3						
Top Speed [km/h]	61.8	61.8	61.5	62.1	65.1	66.4	63.9						
Avg. Dist. to Rail [m]	4.4	3.4	4.5	3.0	1.6	3.0	3.2						
Avg. Stride Freq. [Hz]	2.0	2.2	2.2	2.2	2.2	2.3	2.3						
Avg. Stride Length [m]	6.5	7.7	7.7	7.7	7.8	7.8	7.4						





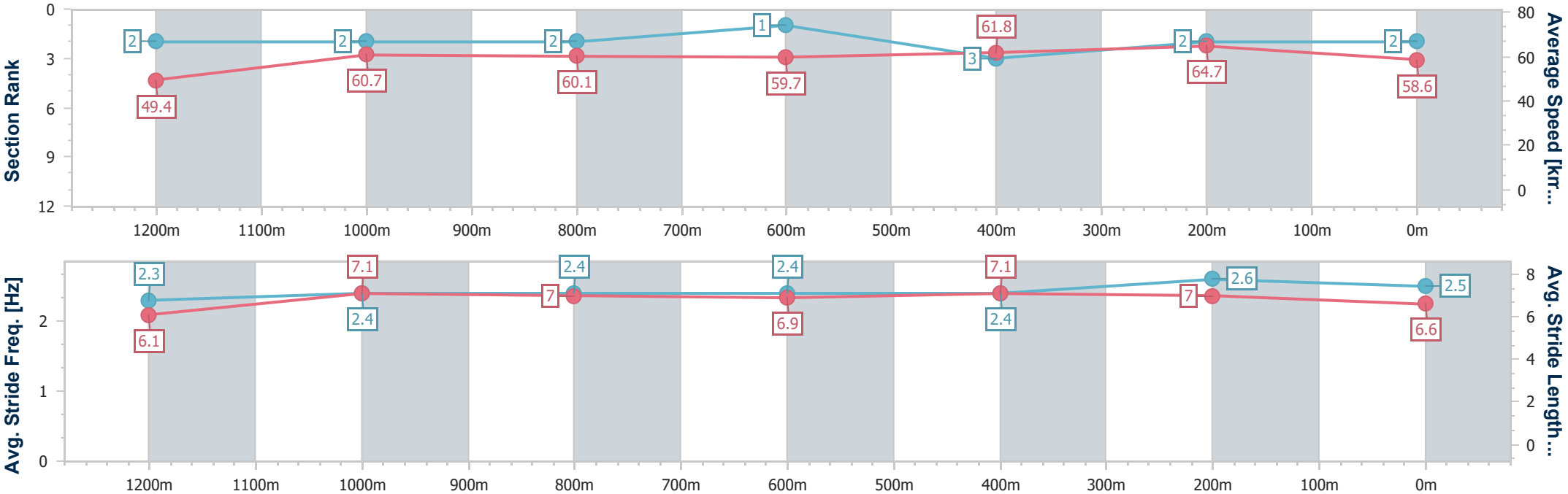
Horse/Jockey Name	First Man
Final Rank	2
Fastest Section Time (Section)	0:11.14 (400m)
Top Speed [km/h] (Section)	66.5 (400m)
Race State	Finished



Eagle Farm QLD Professional  
Race 2: BECOME A BRC MEMBER Maiden Plate - 1400m  
07 May 2025 - 13:08  
Track Rating: Soft 6, Weather: Fine, Rail Position: +11m Entire



Section	Overall	1200m	1000m	800m	600m	400m	200m						
Section Times	1:26.10 [2] (0:14.64)	1:11.46 [2] (0:11.93)	0:59.53 [2] (0:12.20)	0:47.33 [2] (0:12.18)	0:35.15 [1] (0:11.74)	0:23.41 [3] (0:11.14)	0:12.27 [2] (0:12.27)						
Average Speed [km/h]	49.4	60.7	60.1	59.7	61.8	64.7	58.6						
Top Speed [km/h]	61.9	61.6	61.1	60.9	64.8	66.5	62.9						
Avg. Dist. to Rail [m]	3.8	2.8	4.1	2.7	1.6	2.2	1.7						
Avg. Stride Freq. [Hz]	2.3	2.4	2.4	2.4	2.4	2.6	2.5						
Avg. Stride Length [m]	6.1	7.1	7.0	6.9	7.1	7.0	6.6						





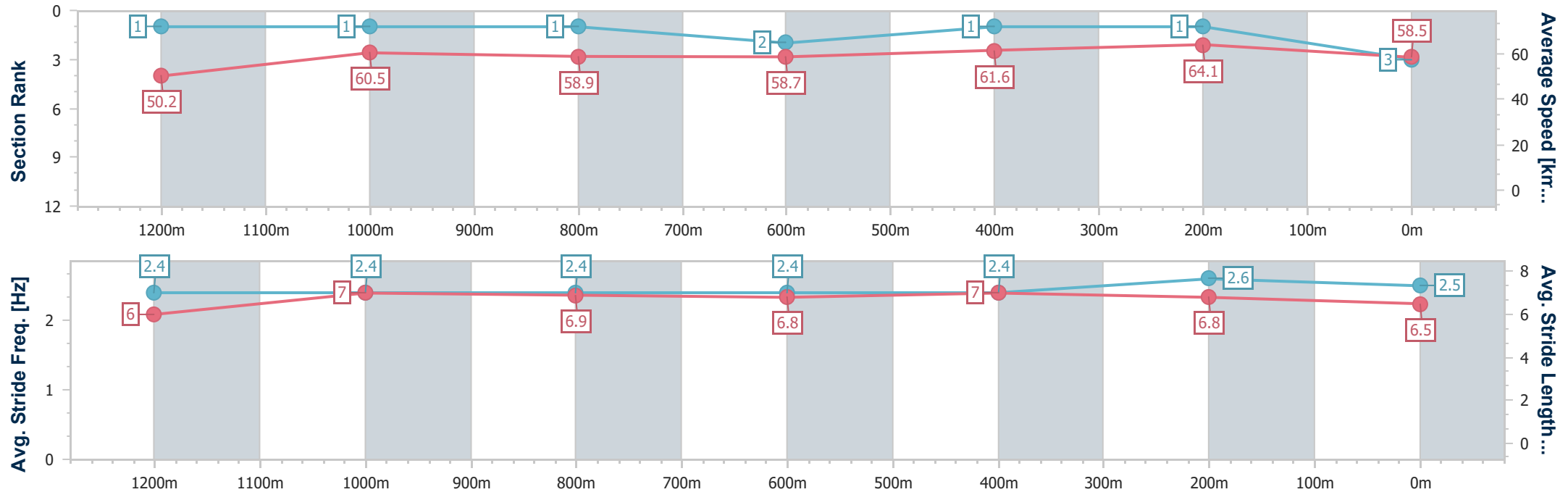
Horse/Jockey Name	Miss Highfalutin
Final Rank	3
Fastest Section Time (Section)	0:11.21 (400m)
Top Speed [km/h] (Section)	65.4 (400m)
Race State	Finished



Eagle Farm QLD Professional  
Race 2: BECOME A BRC MEMBER Maiden Plate - 1400m  
07 May 2025 - 13:08  
Track Rating: Soft 6, Weather: Fine, Rail Position: +11m Entire



Section	Overall	1200m	1000m	800m	600m	400m	200m						
Section Times	1:26.13 [3] (0:14.43)	1:11.70 [1] (0:11.92)	0:59.78 [1] (0:12.33)	0:47.45 [1] (0:12.29)	0:35.16 [2] (0:11.64)	0:23.52 [1] (0:11.21)	0:12.31 [1] (0:12.31)						
Average Speed [km/h]	50.2	60.5	58.9	58.7	61.6	64.1	58.5						
Top Speed [km/h]	61.5	61.7	60.1	60.3	63.9	65.4	62.5						
Avg. Dist. to Rail [m]	4.6	1.7	2.6	1.5	1.5	1.0	0.4						
Avg. Stride Freq. [Hz]	2.4	2.4	2.4	2.4	2.4	2.6	2.5						
Avg. Stride Length [m]	6.0	7.0	6.9	6.8	7.0	6.8	6.5						







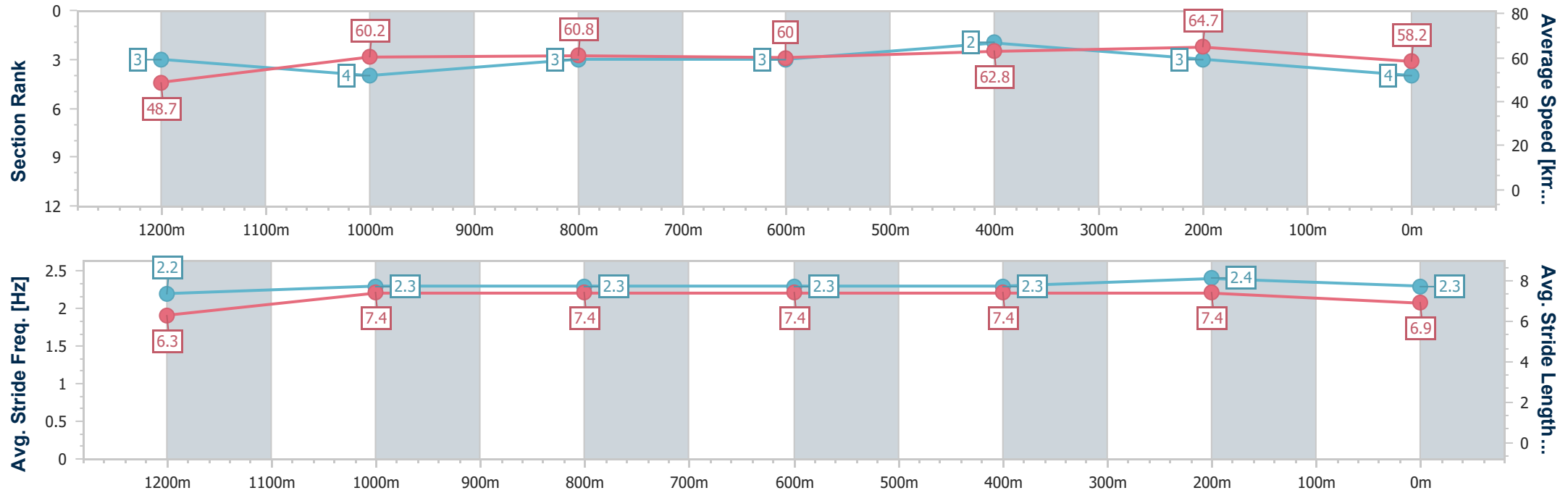
Horse/Jockey Name	Borogoru
Final Rank	4
Fastest Section Time (Section)	0:11.16 (400m)
Top Speed [km/h] (Section)	66.9 (400m)
Race State	Finished



Eagle Farm QLD Professional  
Race 2: BECOME A BRC MEMBER Maiden Plate - 1400m  
07 May 2025 - 13:08  
Track Rating: Soft 6, Weather: Fine, Rail Position: +11m Entire



Section	Overall	1200m	1000m	800m	600m	400m	200m						
Section Times	1:26.18 [4] (0:14.87)	1:11.31 [3] (0:12.02)	0:59.29 [4] (0:12.08)	0:47.21 [3] (0:12.15)	0:35.06 [3] (0:11.56)	0:23.50 [2] (0:11.16)	0:12.34 [3] (0:12.34)						
Average Speed [km/h]	48.7	60.2	60.8	60.0	62.8	64.7	58.2						
Top Speed [km/h]	61.0	61.4	61.3	61.8	66.4	66.9	63.4						
Avg. Dist. to Rail [m]	4.3	3.4	4.1	3.4	2.2	2.0	1.9						
Avg. Stride Freq. [Hz]	2.2	2.3	2.3	2.3	2.3	2.4	2.3						
Avg. Stride Length [m]	6.3	7.4	7.4	7.4	7.4	7.4	6.9						



[ ] Ranking at each section and finish  
-.-.- No data available at this section  
NA No data available



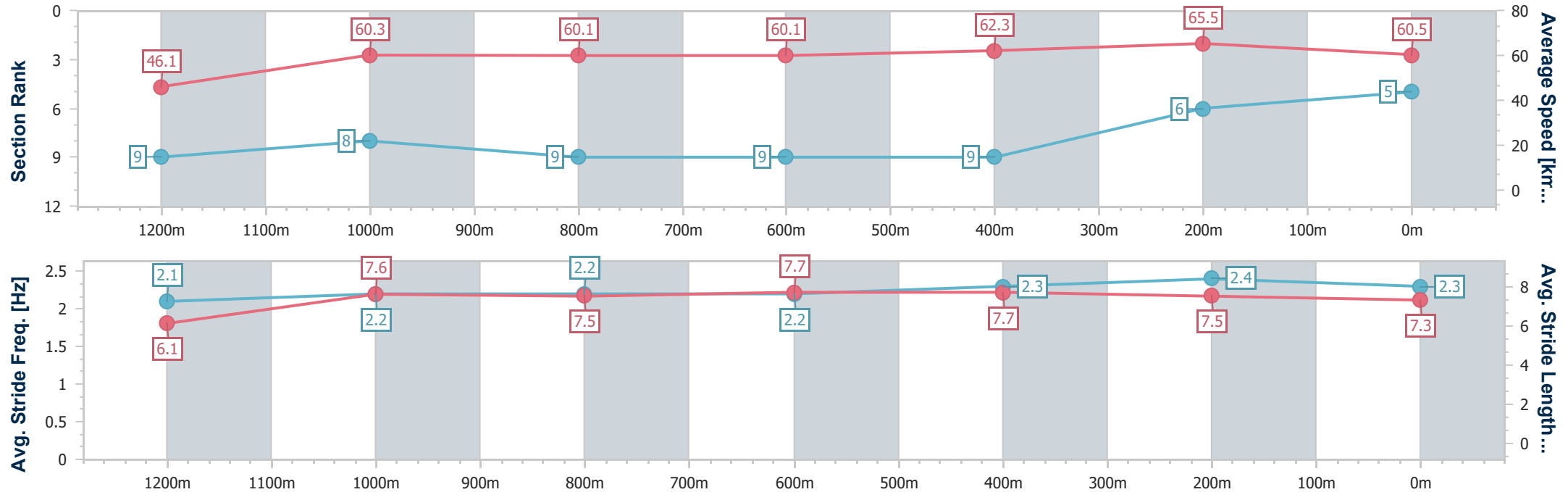
Horse/Jockey Name	Saturdays Girl
Final Rank	5
Fastest Section Time (Section)	0:10.99 (400m)
Top Speed [km/h] (Section)	66.3 (400m)
Race State	Finished



Eagle Farm QLD Professional  
Race 2: BECOME A BRC MEMBER Maiden Plate - 1400m  
07 May 2025 - 13:08  
Track Rating: Soft 6, Weather: Fine, Rail Position: +11m Entire



Section	Overall	1200m	1000m	800m	600m	400m	200m						
Section Times	1:26.27 [5] (0:15.68)	1:10.59 [9] (0:12.02)	0:58.57 [8] (0:12.12)	0:46.45 [9] (0:11.99)	0:34.46 [9] (0:11.57)	0:22.89 [9] (0:10.99)	0:11.90 [6] (0:11.90)						
Average Speed [km/h]	46.1	60.3	60.1	60.1	62.3	65.5	60.5						
Top Speed [km/h]	61.7	61.4	61.5	62.4	64.5	66.3	64.2						
Avg. Dist. to Rail [m]	7.5	2.7	3.1	0.6	0.9	3.2	3.8						
Avg. Stride Freq. [Hz]	2.1	2.2	2.2	2.2	2.3	2.4	2.3						
Avg. Stride Length [m]	6.1	7.6	7.5	7.7	7.7	7.5	7.3						





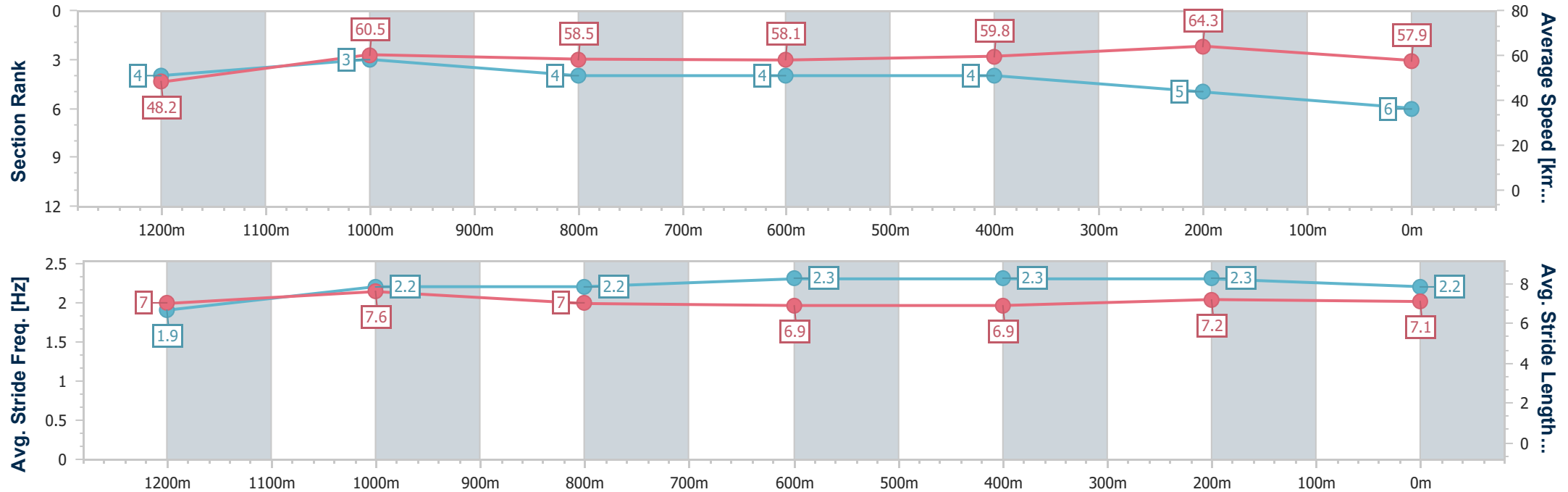
Horse/Jockey Name	Sammaan City
Final Rank	6
Fastest Section Time (Section)	0:11.21 (400m)
Top Speed [km/h] (Section)	66.0 (400m)
Race State	Finished



Eagle Farm QLD Professional  
Race 2: BECOME A BRC MEMBER Maiden Plate - 1400m  
07 May 2025 - 13:08  
Track Rating: Soft 6, Weather: Fine, Rail Position: +11m Entire



Section	Overall	1200m	1000m	800m	600m	400m	200m						
Section Times	1:26.45 [6] (0:14.90)	1:11.55 [4] (0:11.93)	0:59.62 [3] (0:12.21)	0:47.41 [4] (0:12.19)	0:35.22 [4] (0:11.59)	0:23.63 [4] (0:11.21)	0:12.42 [5] (0:12.42)						
Average Speed [km/h]	48.2	60.5	58.5	58.1	59.8	64.3	57.9						
Top Speed [km/h]	61.3	61.3	60.1	59.4	63.8	66.0	62.8						
Avg. Dist. to Rail [m]	1.0	0.4	1.3	3.8	7.7	7.2	6.1						
Avg. Stride Freq. [Hz]	1.9	2.2	2.2	2.3	2.3	2.3	2.2						
Avg. Stride Length [m]	7.0	7.6	7.0	6.9	6.9	7.2	7.1						





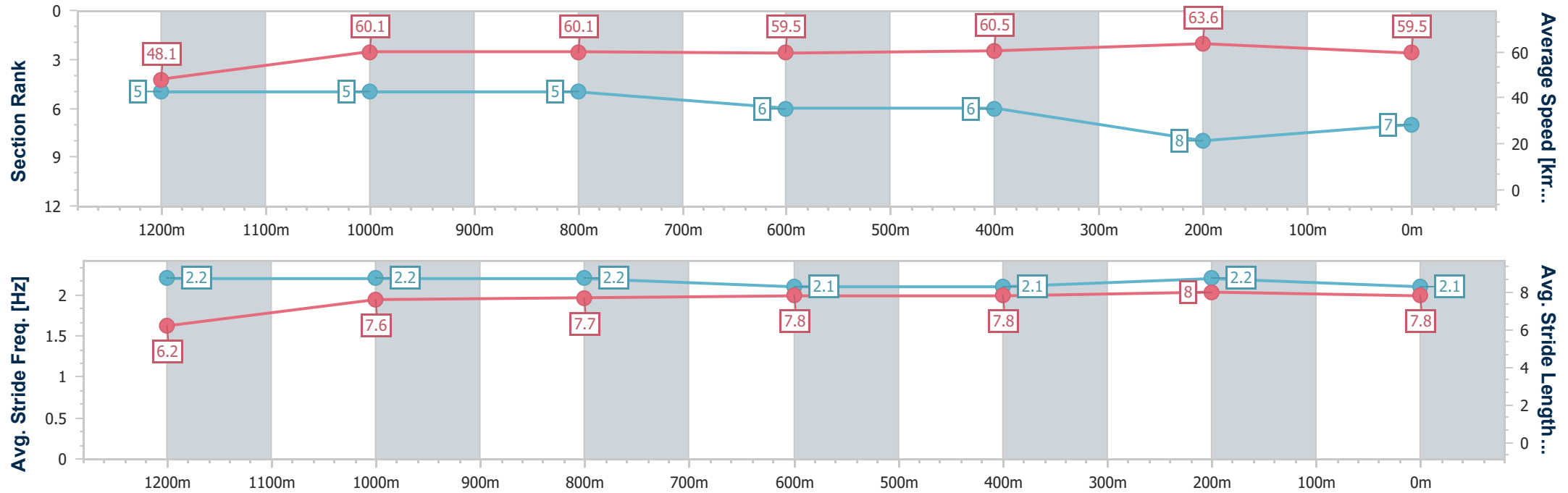
Horse/Jockey Name	Taravia
Final Rank	7
Fastest Section Time (Section)	0:11.36 (400m)
Top Speed [km/h] (Section)	64.4 (400m)
Race State	Finished



Eagle Farm QLD Professional  
Race 2: BECOME A BRC MEMBER Maiden Plate - 1400m  
07 May 2025 - 13:08  
Track Rating: Soft 6, Weather: Fine, Rail Position: +11m Entire



Section	Overall	1200m	1000m	800m	600m	400m	200m						
Section Times	1:26.57 [7] (0:15.03)	1:11.54 [5] (0:12.04)	0:59.50 [5] (0:12.17)	0:47.33 [5] (0:12.10)	0:35.23 [6] (0:11.82)	0:23.41 [6] (0:11.36)	0:12.05 [8] (0:12.05)						
Average Speed [km/h]	48.1	60.1	60.1	59.5	60.5	63.6	59.5						
Top Speed [km/h]	60.4	60.5	60.5	60.4	63.2	64.4	61.8						
Avg. Dist. to Rail [m]	2.7	3.4	3.3	0.7	1.7	1.1	0.5						
Avg. Stride Freq. [Hz]	2.2	2.2	2.2	2.1	2.1	2.2	2.1						
Avg. Stride Length [m]	6.2	7.6	7.7	7.8	7.8	8.0	7.8						





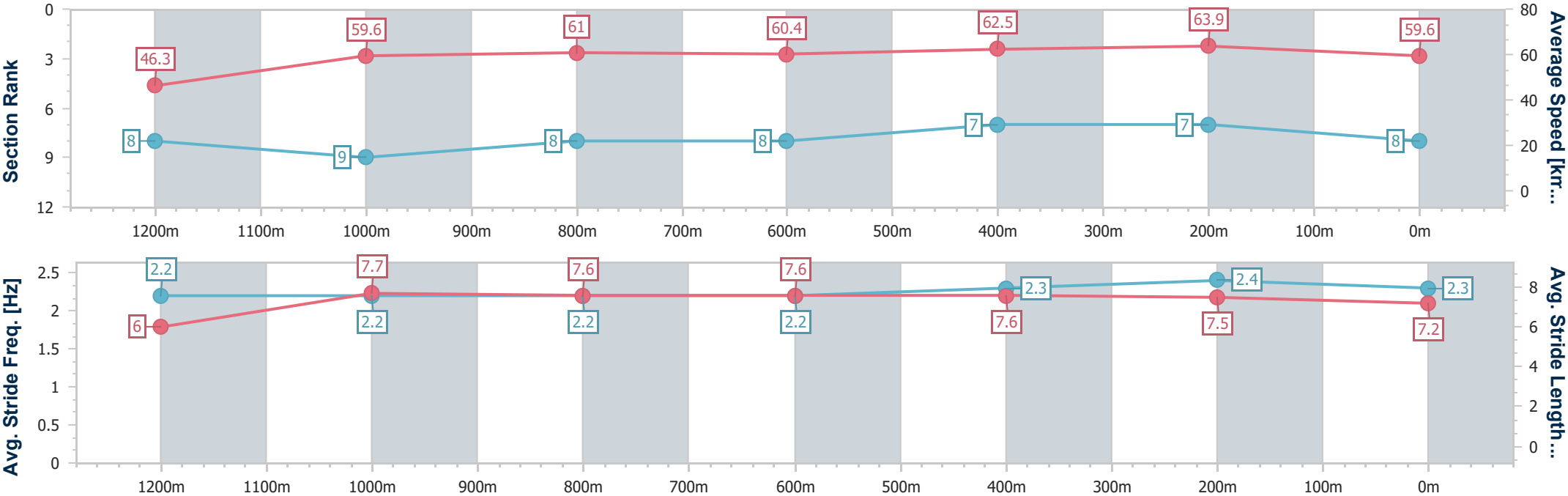
Horse/Jockey Name	Aboveforty
Final Rank	8
Fastest Section Time (Section)	0:11.26 (400m)
Top Speed [km/h] (Section)	65.9 (400m)
Race State	Finished



Eagle Farm QLD Professional  
Race 2: BECOME A BRC MEMBER Maiden Plate - 1400m  
07 May 2025 - 13:08  
Track Rating: Soft 6, Weather: Fine, Rail Position: +11m Entire



Section	Overall	1200m	1000m	800m	600m	400m	200m						
Section Times	1:26.58 [8] (0:15.55)	1:11.03 [8] (0:12.17)	0:58.86 [9] (0:11.98)	0:46.88 [8] (0:12.03)	0:34.85 [8] (0:11.47)	0:23.38 [7] (0:11.26)	0:12.12 [7] (0:12.12)						
Average Speed [km/h]	46.3	59.6	61.0	60.4	62.5	63.9	59.6						
Top Speed [km/h]	59.7	60.2	61.9	62.8	65.5	65.9	62.3						
Avg. Dist. to Rail [m]	5.6	3.7	3.4	1.5	0.6	3.2	3.4						
Avg. Stride Freq. [Hz]	2.2	2.2	2.2	2.2	2.3	2.4	2.3						
Avg. Stride Length [m]	6.0	7.7	7.6	7.6	7.6	7.5	7.2						





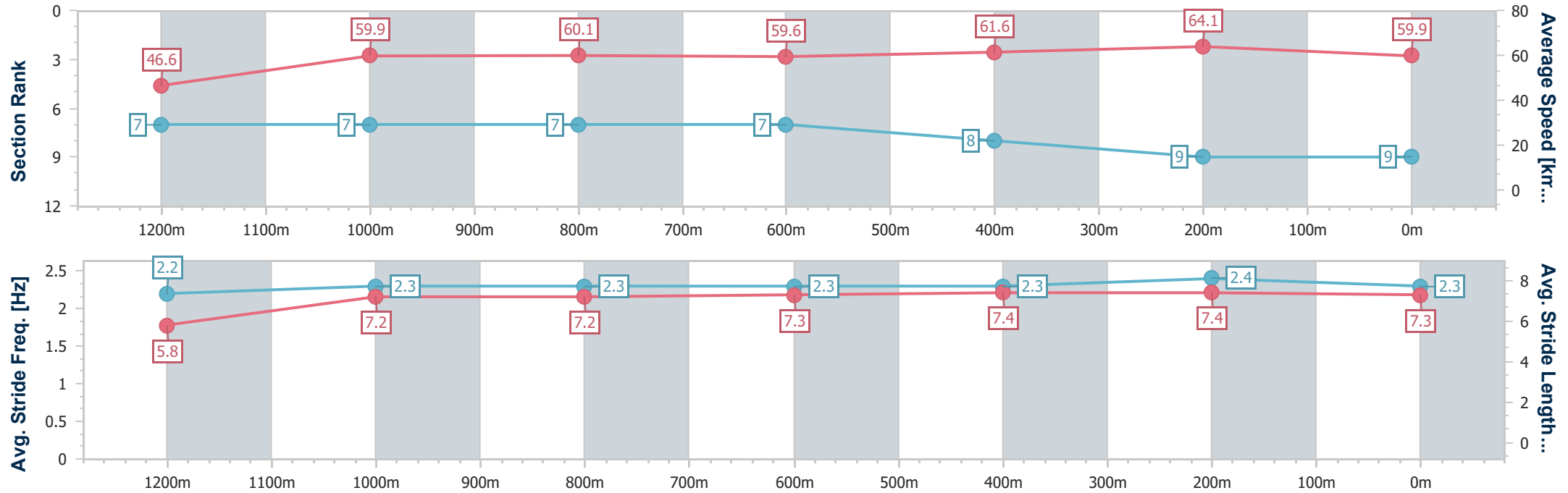
Horse/Jockey Name	Fratianno
Final Rank	9
Fastest Section Time (Section)	0:11.21 (400m)
Top Speed [km/h] (Section)	65.6 (400m)
Race State	Finished



Eagle Farm QLD Professional  
Race 2: BECOME A BRC MEMBER Maiden Plate - 1400m  
07 May 2025 - 13:08  
Track Rating: Soft 6, Weather: Fine, Rail Position: +11m Entire



Section	Overall	1200m	1000m	800m	600m	400m	200m						
Section Times	1:26.59 [9] (0:15.46)	1:11.13 [7] (0:12.07)	0:59.06 [7] (0:12.06)	0:47.00 [7] (0:12.12)	0:34.88 [7] (0:11.66)	0:23.22 [8] (0:11.21)	0:12.01 [9] (0:12.01)						
Average Speed [km/h]	46.6	59.9	60.1	59.6	61.6	64.1	59.9						
Top Speed [km/h]	60.8	60.5	60.9	60.8	63.3	65.6	62.2						
Avg. Dist. to Rail [m]	1.7	1.7	1.7	0.6	0.8	2.2	1.3						
Avg. Stride Freq. [Hz]	2.2	2.3	2.3	2.3	2.3	2.4	2.3						
Avg. Stride Length [m]	5.8	7.2	7.2	7.3	7.4	7.4	7.3						



- [ ] Ranking at each section and finish
- .-.- No data available at this section
- NA No data available



**Eagle Farm QLD Professional**  
**Race 3: LADBROKES CALCUTTA & LUNCHEON 13 JUNE BENCHMARK**  
**68 Handicap - 2169m**  
**07 May 2025 - 13:43**



Track Rating: Soft 6, Weather: Fine, Rail Position: +11m Entire

Section					Overall	2000m	1800m	1600m	1400m	1200m	1000m	Last 600m		
Field Times					2:14.90 (0:12.86)	2:02.04 (0:11.45)	1:50.59 (0:11.84)	1:38.75 (0:11.91)	1:26.84 (0:11.98)	1:14.86 (0:12.29)	1:02.57 (0:12.54)	0:37.63		
Rank	TAB	Horse/Jockey	Barrier	Top Speed [km/h]	Fastest Section									Distance Travelled [m]
1	7	ICHIBAN	7	61.8	0:11.83	2:14.90 [1]	2:01.25 [8]	1:49.28 [8]	1:37.15 [8]	1:25.30 [8]	1:13.33 [8]	1:01.50 [8]	0:36.85	
		Ryan Maloney		400m	1200m	(0:13.65)	(0:11.97)	(0:12.13)	(0:11.85)	(0:11.97)	(0:11.83)	(0:12.37)		
2	12	FARWEST	11	61.9	0:11.85	2:15.06 [2]	2:01.00 [10]	1:49.09 [10]	1:37.03 [9]	1:25.07 [10]	1:13.17 [10]	1:01.32 [10]	0:36.71	+3
		Jag Guthmann-Chester		1200m	1200m	(0:14.06)	(0:11.91)	(0:12.06)	(0:11.96)	(0:11.90)	(0:11.85)	(0:12.40)		
3	10	THE IRISH	6	62.5	0:11.76	2:15.12 [3]	2:01.50 [7]	1:49.71 [7]	1:37.74 [7]	1:25.98 [6]	1:14.02 [7]	1:02.05 [7]	0:37.25	+2
		Boris Thornton		2000m	1600m	(0:13.62)	(0:11.79)	(0:11.97)	(0:11.76)	(0:11.96)	(0:11.97)	(0:12.43)		
4	8	MANNERHEIM	5	62.8	0:11.83	2:15.25 [4]	2:01.82 [6]	1:49.99 [6]	1:37.96 [6]	1:26.10 [7]	1:14.21 [6]	1:02.30 [6]	0:37.41	+9
		Kyle Wilson-Taylor		400m	2000m	(0:13.43)	(0:11.83)	(0:12.03)	(0:11.86)	(0:11.89)	(0:11.91)	(0:12.49)		
5	13	VERMILION KIRIN	3	62.0	0:11.87	2:15.63 [5]	2:02.73 [2]	1:50.86 [2]	1:38.76 [2]	1:26.81 [2]	1:14.90 [3]	1:02.84 [3]	0:37.90	+6
		Georgina Cartwright		1600m	2000m	(0:12.90)	(0:11.87)	(0:12.10)	(0:11.95)	(0:11.91)	(0:12.06)	(0:12.57)		
6	2	OUTBURST	12	63.2	0:11.69	2:15.97 [6]	2:01.63 [11]	1:49.46 [11]	1:37.40 [11]	1:25.70 [11]	1:13.78 [11]	1:02.09 [11]	0:37.59	+1
		Emily Lang		1600m	1200m	(0:14.34)	(0:12.17)	(0:12.06)	(0:11.70)	(0:11.92)	(0:11.69)	(0:12.23)		
7	5	FIRST INNINGS	2	62.6	0:11.79	2:15.98 [7]	2:02.86 [4]	1:51.07 [4]	1:38.95 [4]	1:27.15 [3]	1:15.29 [2]	1:03.35 [2]	0:38.56	+6
		Cody Collis		2000m	2000m	(0:13.12)	(0:11.79)	(0:12.12)	(0:11.80)	(0:11.86)	(0:11.94)	(0:12.49)		
8	4	CHILLAXING	4	63.8	0:11.45	2:16.26 [8]	2:03.40 [1]	1:51.95 [1]	1:40.11 [1]	1:28.20 [1]	1:16.22 [1]	1:03.93 [1]	0:38.99	-1
		Martin Harley		2000m	2000m	(0:12.86)	(0:11.45)	(0:11.84)	(0:11.91)	(0:11.98)	(0:12.29)	(0:12.54)		
9	9	PEROVIC	1	61.5	0:11.87	2:16.96 [9]	2:03.96 [3]	1:52.07 [3]	1:39.94 [3]	1:28.07 [4]	1:16.14 [4]	1:04.05 [5]	0:39.07	+0
		Andrew Mallyon		1600m	1600m	(0:13.00)	(0:11.89)	(0:12.13)	(0:11.87)	(0:11.93)	(0:12.09)	(0:12.64)		
10	6	WAVERLEY	10	62.6	0:11.79	2:17.62 [10]	2:03.72 [9]	1:51.72 [9]	1:39.57 [10]	1:27.68 [9]	1:15.78 [9]	1:03.99 [9]	0:39.48	+8
		Damien Thornton		2000m	1200m	(0:13.90)	(0:12.00)	(0:12.15)	(0:11.89)	(0:11.90)	(0:11.79)	(0:12.35)		

Scratched: Hector De Maris (#1), Kayleen's Profit (#14), Bias (#15), Sacred Bull (#11), Merlin's Melody (#16)

Report Created: Wed 7 May 2025 15:01 GMT+10 (Note: Timing is based on position data)

Page 1/15

[ ] Ranking at each section and finish  
-:-:- No data available at this section  
NA No data available

SCN Saddle cloth number  
DNF Did not finish  
DNT Did not track

data processed by  TRIPLESDATA



Eagle Farm QLD Professional  
Race 3: LADBROKES CALCUTTA & LUNCHEON 13 JUNE BENCHMARK  
68 Handicap - 2169m  
07 May 2025 - 13:43



Track Rating: Soft 6, Weather: Fine, Rail Position: +11m Entire

Section		Overall		2000m	1800m	1600m	1400m	1200m	1000m	Last 600m			
Field Times		2:14.90		2:02.04	1:50.59	1:38.75	1:26.84	1:14.86	1:02.57	0:37.63			
		(0:12.86)		(0:11.45)	(0:11.84)	(0:11.91)	(0:11.98)	(0:12.29)	(0:12.54)				
Rank	TAB Horse/Jockey	Barrier	Top Speed [km/h]	Fastest Section									Distance Travelled [m]
11	3 RING BEARER	9	62.4	0:11.81	2:18.02 [11]	2:04.66 [5]	1:52.85 [5]	1:40.92 [5]	1:29.06 [5]	1:17.14 [5]	1:05.20 [4]	0:40.29	+10
	Tahlia Fenlon		1800m	2000m	(0:13.36)	(0:11.81)	(0:11.93)	(0:11.86)	(0:11.92)	(0:11.94)	(0:12.51)		

Scratched: Hector De Maris (#1), Kayleen's Profit (#14), Bias (#15), Sacred Bull (#11), Merlin's Melody (#16)





**Eagle Farm QLD Professional**  
**Race 3: LADBROKES CALCUTTA & LUNCHEON 13 JUNE BENCHMARK**  
**68 Handicap - 2169m**  
**07 May 2025 - 13:43**



Track Rating: Soft 6, Weather: Fine, Rail Position: +11m Entire

Section		Field Times		800m		600m		400m		200m		Last 600m	
				0:50.03 (0:12.40)		0:37.63 (0:12.36)		0:25.27 (0:12.35)		0:12.92 (0:12.92)		0:37.63	
Rank	TAB	Horse/Jockey	Barrier	Top Speed [km/h]	Fastest Section					Margin		Distance Travelled [m]	
1	7	ICHIBAN	7	61.8	0:11.83	0:49.13 [8]	0:36.85 [8]	0:24.83 [6]	0:12.83 [2]	2:14.90	0:36.85		
		Ryan Maloney		400m	1200m	(0:12.28)	(0:12.02)	(0:12.00)	(0:12.83)				
2	12	FARWEST	11	61.9	0:11.85	0:48.92 [11]	0:36.71 [10]	0:24.76 [8]	0:12.73 [5]	0.94L	0:36.71	+3	
		Jag Guthmann-Chester		1200m	1200m	(0:12.21)	(0:11.95)	(0:12.03)	(0:12.73)				
3	10	THE IRISH	6	62.5	0:11.76	0:49.62 [6]	0:37.25 [6]	0:25.15 [4]	0:12.91 [3]	1.32L	0:37.25	+2	
		Boris Thornton		2000m	1600m	(0:12.37)	(0:12.10)	(0:12.24)	(0:12.91)				
4	8	MANNERHEIM	5	62.8	0:11.83	0:49.81 [5]	0:37.41 [5]	0:25.30 [3]	0:13.27 [1]	2.05L	0:37.41	+9	
		Kyle Wilson-Taylor		400m	2000m	(0:12.40)	(0:12.11)	(0:12.03)	(0:13.27)				
5	13	VERMILION KIRIN	3	62.0	0:11.87	0:50.27 [4]	0:37.90 [3]	0:25.58 [5]	0:13.10 [7]	4.29L	0:37.90	+6	
		Georgina Cartwright		1600m	2000m	(0:12.37)	(0:12.32)	(0:12.48)	(0:13.10)				
6	2	OUTBURST	12	63.2	0:11.69	0:49.86 [10]	0:37.59 [11]	0:25.50 [11]	0:13.36 [8]	6.31L	0:37.59	+1	
		Emily Lang		1600m	1200m	(0:12.27)	(0:12.09)	(0:12.14)	(0:13.36)				
7	5	FIRST INNINGS	2	62.6	0:11.79	0:50.86 [2]	0:38.56 [2]	0:26.26 [2]	0:13.73 [4]	6.37L	0:38.56	+6	
		Cody Collis		2000m	2000m	(0:12.30)	(0:12.30)	(0:12.53)	(0:13.73)				
8	4	CHILLAXING	4	63.8	0:11.45	0:51.39 [1]	0:38.99 [1]	0:26.63 [1]	0:13.90 [6]	8L	0:38.99	-1	
		Martin Harley		2000m	2000m	(0:12.40)	(0:12.36)	(0:12.73)	(0:13.90)				
9	9	PEROVIC	1	61.5	0:11.87	0:51.41 [7]	0:39.07 [7]	0:26.85 [7]	0:14.26 [10]	12.13L	0:39.07	+0	
		Andrew Mallyon		1600m	1600m	(0:12.34)	(0:12.22)	(0:12.59)	(0:14.26)				
10	6	WAVERLEY	10	62.6	0:11.79	0:51.64 [9]	0:39.48 [9]	0:27.28 [9]	0:14.92 [9]	16L	0:39.48	+8	
		Damien Thornton		2000m	1200m	(0:12.16)	(0:12.20)	(0:12.36)	(0:14.92)				

Scratched: Hector De Maris (#1), Kayleen's Profit (#14), Bias (#15), Sacred Bull (#11), Merlin's Melody (#16)

Report Created: Wed 7 May 2025 15:01 GMT+10 (Note: Timing is based on position data)

Page 3/15

[ ] Ranking at each section and finish  
-:-:- No data available at this section  
NA No data available

SCN Saddle cloth number  
DNF Did not finish  
DNT Did not track

data processed by  TRIPLESDATA



**Eagle Farm QLD Professional**  
**Race 3: LADBROKES CALCUTTA & LUNCHEON 13 JUNE BENCHMARK**  
**68 Handicap - 2169m**  
**07 May 2025 - 13:43**



Track Rating: Soft 6, Weather: Fine, Rail Position: +11m Entire

Section					800m	600m	400m	200m	Last 600m			
Field Times					0:50.03 (0:12.40)	0:37.63 (0:12.36)	0:25.27 (0:12.35)	0:12.92 (0:12.92)	0:37.63			
Rank	TAB	Horse/Jockey	Barrier	Top Speed [km/h]	Fastest Section					Margin	Distance Travelled [m]	
11	3	RING BEARER	9	62.4	0:11.81	0:52.69 [3]	0:40.29 [4]	0:27.62 [10]	0:14.87 [11]	18.39L	0:40.29	+10
		Tahlia Fenlon		1800m	2000m	(0:12.40)	(0:12.67)	(0:12.75)	(0:14.87)			

Scratched: Hector De Maris (#1), Kayleen's Profit (#14), Bias (#15), Sacred Bull (#11), Merlin's Melody (#16)



Horse/Jockey Name	Ichiban
Final Rank	1
Fastest Section Time (Section)	0:11.83 (1200m)
Top Speed [km/h] (Section)	61.8 (400m)
Race State	Finished

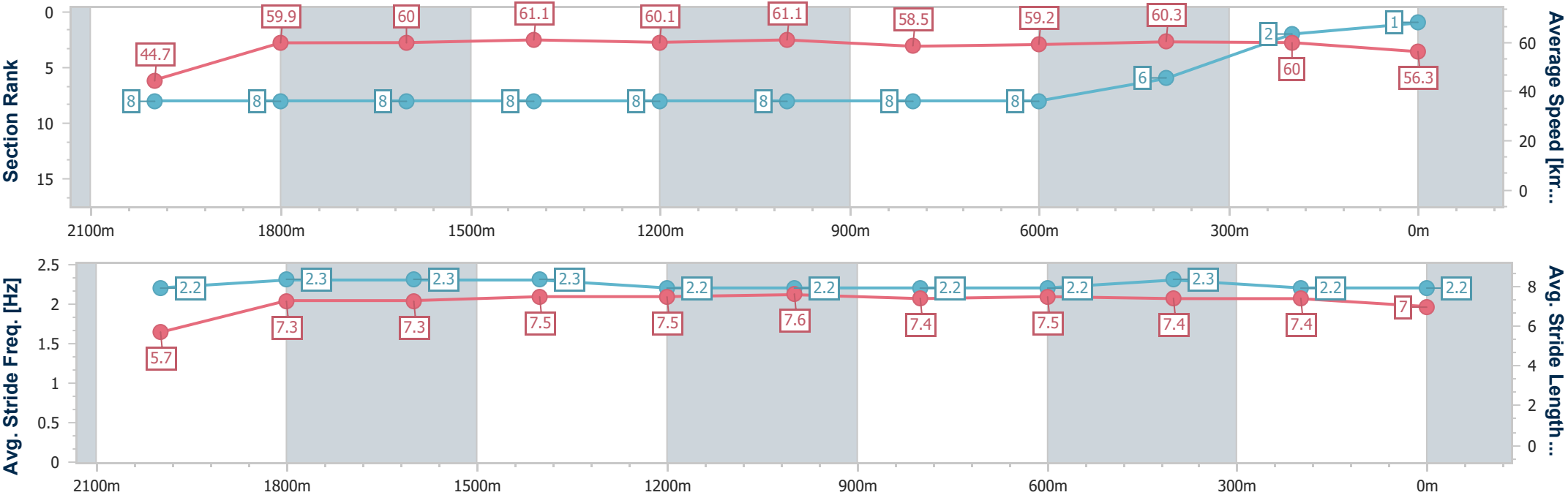


Eagle Farm QLD Professional  
Race 3: LADBROKES CALCUTTA & LUNCHEON 13 JUNE  
BENCHMARK 68 Handicap - 2169m  
07 May 2025 - 13:43  
Track Rating: Soft 6, Weather: Fine, Rail Position: +11m Entire



BRISBANE  
RACING CLUB

Section	Overall	2000m	1800m	1600m	1400m	1200m	1000m	800m	600m	400m	200m		
Section Times	2:14.90 [1] (0:13.65)	2:01.25 [8] (0:11.97)	1:49.28 [8] (0:12.13)	1:37.15 [8] (0:11.85)	1:25.30 [8] (0:11.97)	1:13.33 [8] (0:11.83)	1:01.50 [8] (0:12.37)	0:49.13 [8] (0:12.28)	0:36.85 [8] (0:12.02)	0:24.83 [6] (0:12.00)	0:12.83 [2] (0:12.83)		
Average Speed [km/h]	44.7	59.9	60.0	61.1	60.1	61.1	58.5	59.2	60.3	60.0	56.3		
Top Speed [km/h]	58.6	61.7	61.5	61.5	61.3	61.7	59.7	60.5	61.3	61.8	58.5		
Avg. Dist. to Rail [m]	3.8	1.1	1.8	1.7	1.3	1.7	1.3	1.5	2.1	3.9	4.3		
Avg. Stride Freq. [Hz]	2.2	2.3	2.3	2.3	2.2	2.2	2.2	2.2	2.3	2.2	2.2		
Avg. Stride Length [m]	5.7	7.3	7.3	7.5	7.5	7.6	7.4	7.5	7.4	7.4	7.0		



[ ] Ranking at each section and finish  
-.-.- No data available at this section  
NA No data available



Horse/Jockey Name	Farwest
Final Rank	2
Fastest Section Time (Section)	0:11.85 (1200m)
Top Speed [km/h] (Section)	61.9 (1200m)
Race State	Finished

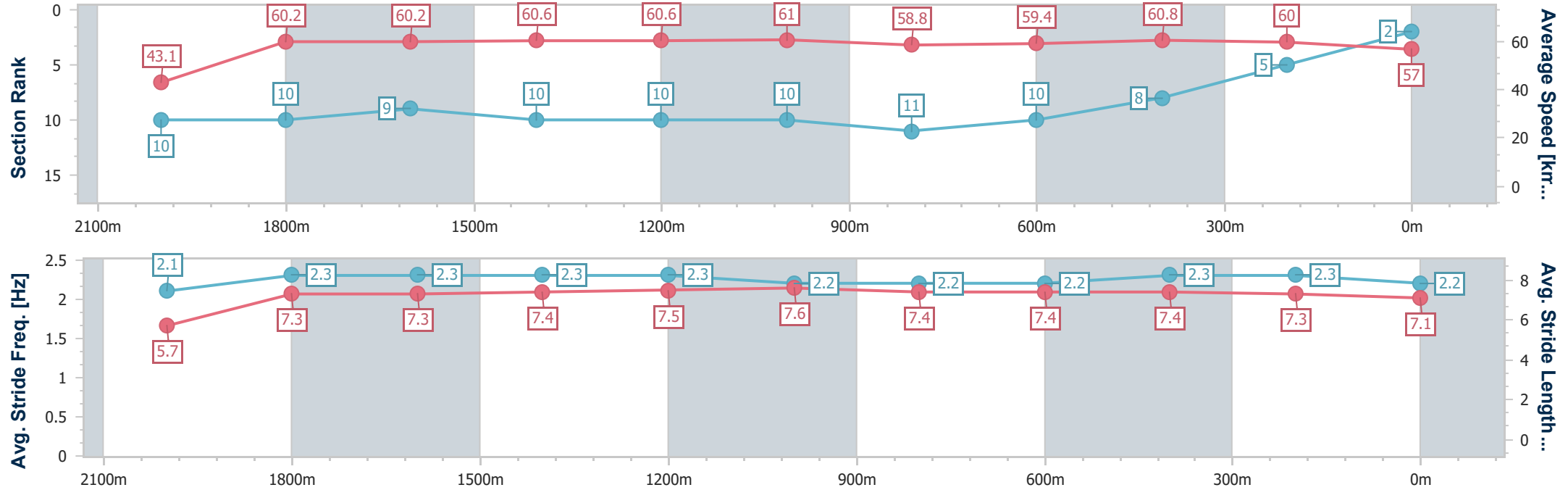


Eagle Farm QLD Professional  
Race 3: LADBROKES CALCUTTA & LUNCHEON 13 JUNE  
BENCHMARK 68 Handicap - 2169m  
07 May 2025 - 13:43  
Track Rating: Soft 6, Weather: Fine, Rail Position: +11m Entire



BRISBANE  
RACING CLUB

Section	Overall	2000m	1800m	1600m	1400m	1200m	1000m	800m	600m	400m	200m		
Section Times	2:15.06 [2] (0:14.06)	2:01.00 [10] (0:11.91)	1:49.09 [10] (0:12.06)	1:37.03 [9] (0:11.96)	1:25.07 [10] (0:11.90)	1:13.17 [10] (0:11.85)	1:01.32 [10] (0:12.40)	0:48.92 [11] (0:12.21)	0:36.71 [10] (0:11.95)	0:24.76 [8] (0:12.03)	0:12.73 [5] (0:12.73)		
Average Speed [km/h]	43.1	60.2	60.2	60.6	60.6	61.0	58.8	59.4	60.8	60.0	57.0		
Top Speed [km/h]	59.5	61.5	61.7	61.6	61.7	61.9	60.4	60.5	61.9	61.6	58.1		
Avg. Dist. to Rail [m]	4.7	1.2	1.8	2.4	2.4	2.6	2.2	1.9	2.7	5.1	5.9		
Avg. Stride Freq. [Hz]	2.1	2.3	2.3	2.3	2.3	2.2	2.2	2.2	2.3	2.3	2.2		
Avg. Stride Length [m]	5.7	7.3	7.3	7.4	7.5	7.6	7.4	7.4	7.4	7.3	7.1		



[ ] Ranking at each section and finish  
-.-.- No data available at this section  
NA No data available



Horse/Jockey Name	The Irish
Final Rank	3
Fastest Section Time (Section)	0:11.76 (1600m)
Top Speed [km/h] (Section)	62.5 (2000m)
Race State	Finished

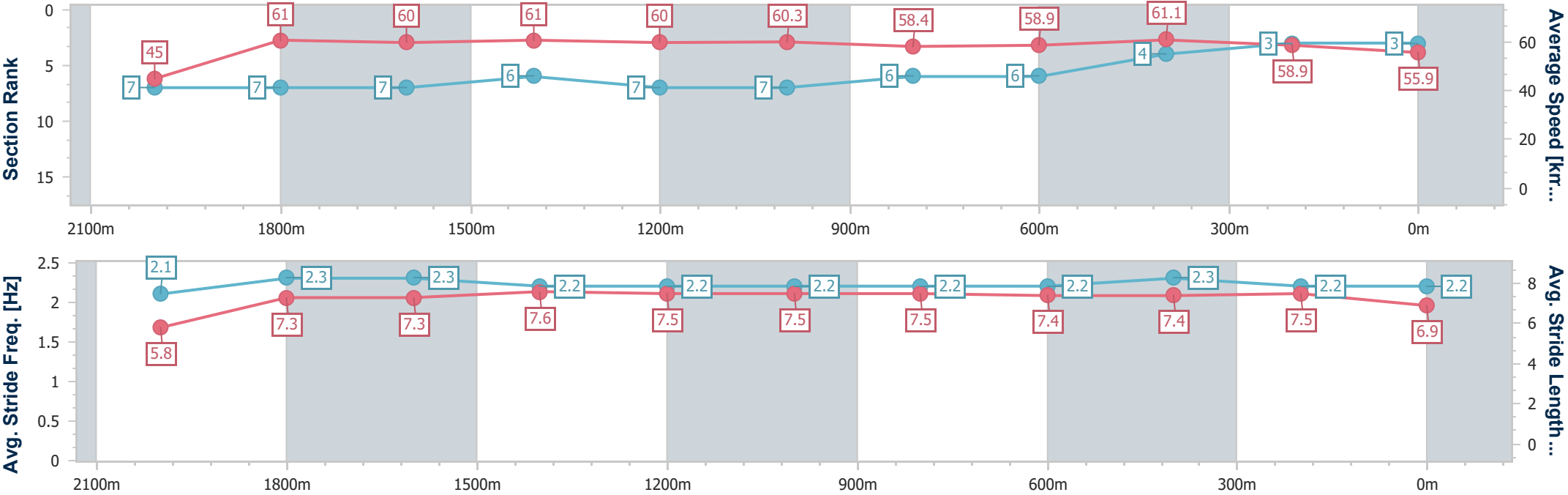


Eagle Farm QLD Professional  
Race 3: LADBROKES CALCUTTA & LUNCHEON 13 JUNE  
BENCHMARK 68 Handicap - 2169m  
07 May 2025 - 13:43  
Track Rating: Soft 6, Weather: Fine, Rail Position: +11m Entire



BRISBANE  
RACING CLUB

Section	Overall	2000m	1800m	1600m	1400m	1200m	1000m	800m	600m	400m	200m		
Section Times	2:15.12 [3] (0:13.62)	2:01.50 [7] (0:11.79)	1:49.71 [7] (0:11.97)	1:37.74 [7] (0:11.76)	1:25.98 [6] (0:11.96)	1:14.02 [7] (0:11.97)	1:02.05 [7] (0:12.43)	0:49.62 [6] (0:12.37)	0:37.25 [6] (0:12.10)	0:25.15 [4] (0:12.24)	0:12.91 [3] (0:12.91)		
Average Speed [km/h]	45.0	61.0	60.0	61.0	60.0	60.3	58.4	58.9	61.1	58.9	55.9		
Top Speed [km/h]	59.8	62.5	61.8	61.6	60.7	61.2	59.2	59.8	61.6	61.3	57.9		
Avg. Dist. to Rail [m]	4.6	0.4	0.8	1.8	1.1	0.3	1.5	3.3	5.7	5.7	9.0		
Avg. Stride Freq. [Hz]	2.1	2.3	2.3	2.2	2.2	2.2	2.2	2.2	2.3	2.2	2.2		
Avg. Stride Length [m]	5.8	7.3	7.3	7.6	7.5	7.5	7.5	7.4	7.4	7.5	6.9		





Horse/Jockey Name	Mannerheim
Final Rank	4
Fastest Section Time (Section)	0:11.83 (2000m)
Top Speed [km/h] (Section)	62.8 (400m)
Race State	Finished

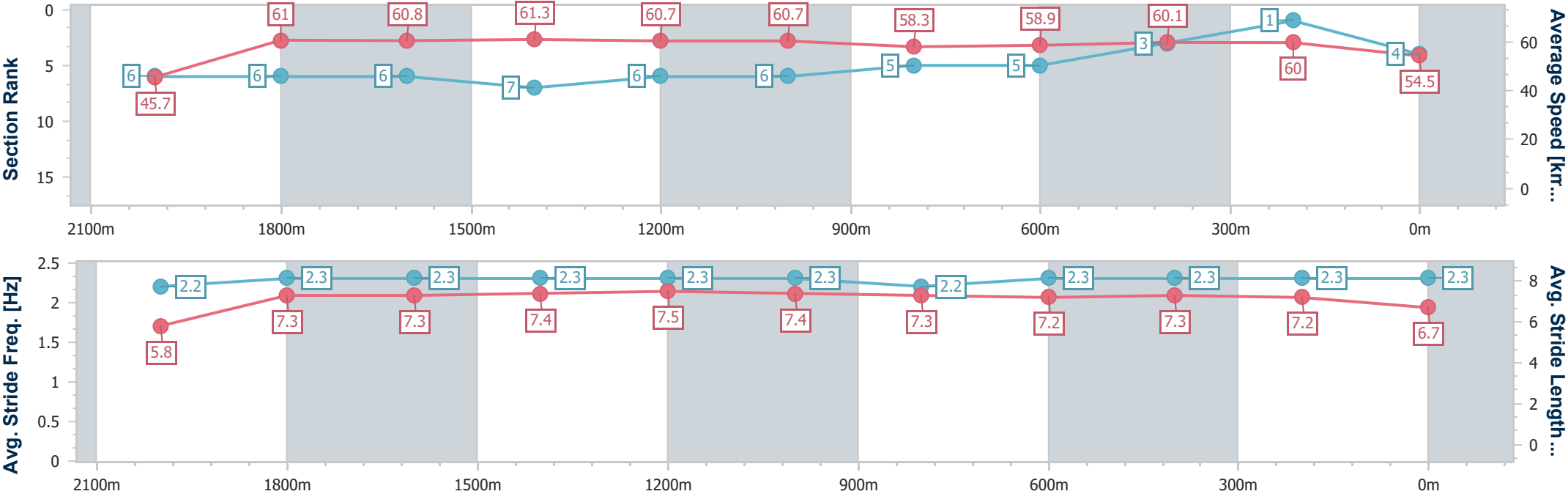


Eagle Farm QLD Professional  
Race 3: LADBROKES CALCUTTA & LUNCHEON 13 JUNE  
BENCHMARK 68 Handicap - 2169m  
07 May 2025 - 13:43  
Track Rating: Soft 6, Weather: Fine, Rail Position: +11m Entire



BRISBANE  
RACING CLUB

Section	Overall	2000m	1800m	1600m	1400m	1200m	1000m	800m	600m	400m	200m		
Section Times	2:15.25 [4] (0:13.43)	2:01.82 [6] (0:11.83)	1:49.99 [6] (0:12.03)	1:37.96 [6] (0:11.86)	1:26.10 [7] (0:11.89)	1:14.21 [6] (0:11.91)	1:02.30 [6] (0:12.49)	0:49.81 [5] (0:12.40)	0:37.41 [5] (0:12.11)	0:25.30 [3] (0:12.03)	0:13.27 [1] (0:13.27)		
Average Speed [km/h]	45.7	61.0	60.8	61.3	60.7	60.7	58.3	58.9	60.1	60.0	54.5		
Top Speed [km/h]	58.5	62.4	62.2	61.9	61.3	61.4	59.9	59.8	61.1	62.8	57.2		
Avg. Dist. to Rail [m]	3.9	0.9	2.7	3.1	3.0	3.1	3.0	3.0	2.6	2.2	2.8		
Avg. Stride Freq. [Hz]	2.2	2.3	2.3	2.3	2.3	2.3	2.2	2.3	2.3	2.3	2.3		
Avg. Stride Length [m]	5.8	7.3	7.3	7.4	7.5	7.4	7.3	7.2	7.3	7.2	6.7		





Horse/Jockey Name	Vermilion Kirin
Final Rank	5
Fastest Section Time (Section)	0:11.87 (2000m)
Top Speed [km/h] (Section)	62.0 (1600m)
Race State	Finished

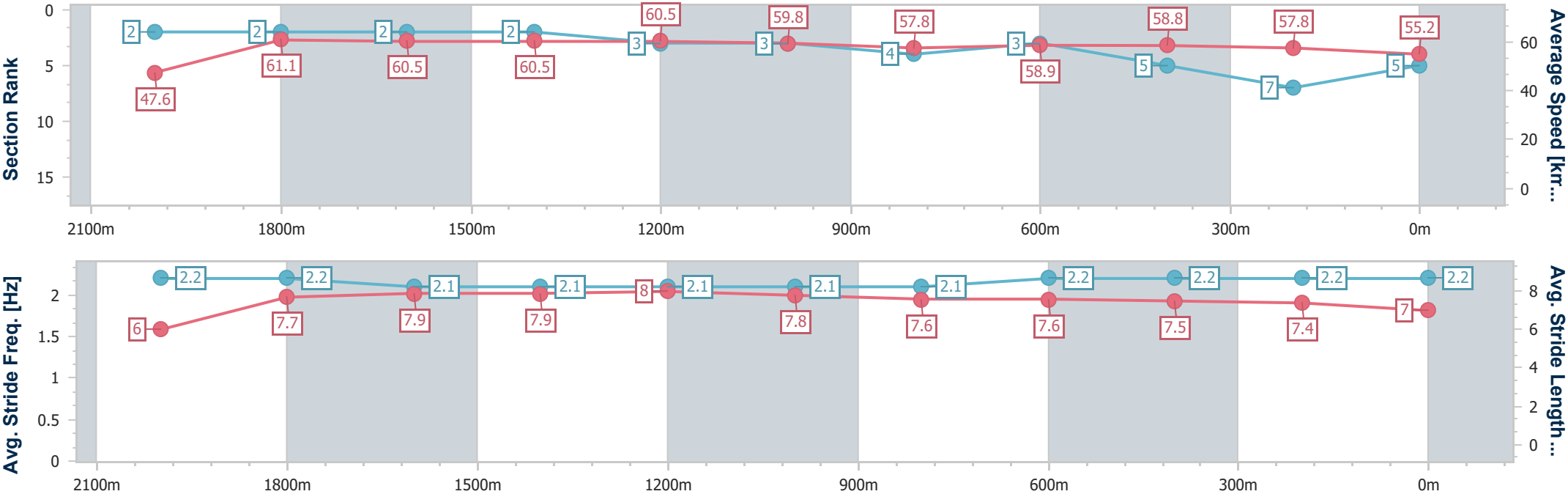


Eagle Farm QLD Professional  
Race 3: LADBROKES CALCUTTA & LUNCHEON 13 JUNE  
BENCHMARK 68 Handicap - 2169m  
07 May 2025 - 13:43  
Track Rating: Soft 6, Weather: Fine, Rail Position: +11m Entire



BRISBANE  
RACING CLUB

Section	Overall	2000m	1800m	1600m	1400m	1200m	1000m	800m	600m	400m	200m		
Section Times	2:15.63 [5] (0:12.90)	2:02.73 [2] (0:11.87)	1:50.86 [2] (0:12.10)	1:38.76 [2] (0:11.95)	1:26.81 [2] (0:11.91)	1:14.90 [3] (0:12.06)	1:02.84 [3] (0:12.57)	0:50.27 [4] (0:12.37)	0:37.90 [3] (0:12.32)	0:25.58 [5] (0:12.48)	0:13.10 [7] (0:13.10)		
Average Speed [km/h]	47.6	61.1	60.5	60.5	60.5	59.8	57.8	58.9	58.8	57.8	55.2		
Top Speed [km/h]	61.2	61.9	61.7	62.0	61.4	61.5	58.8	59.6	59.5	59.4	57.2		
Avg. Dist. to Rail [m]	2.9	1.7	2.8	2.0	0.5	0.6	2.0	2.4	1.3	1.7	0.5		
Avg. Stride Freq. [Hz]	2.2	2.2	2.1	2.1	2.1	2.1	2.1	2.2	2.2	2.2	2.2		
Avg. Stride Length [m]	6.0	7.7	7.9	7.9	8.0	7.8	7.6	7.6	7.5	7.4	7.0		





Horse/Jockey Name	Outburst
Final Rank	6
Fastest Section Time (Section)	0:11.69 (1200m)
Top Speed [km/h] (Section)	63.2 (1600m)
Race State	Finished

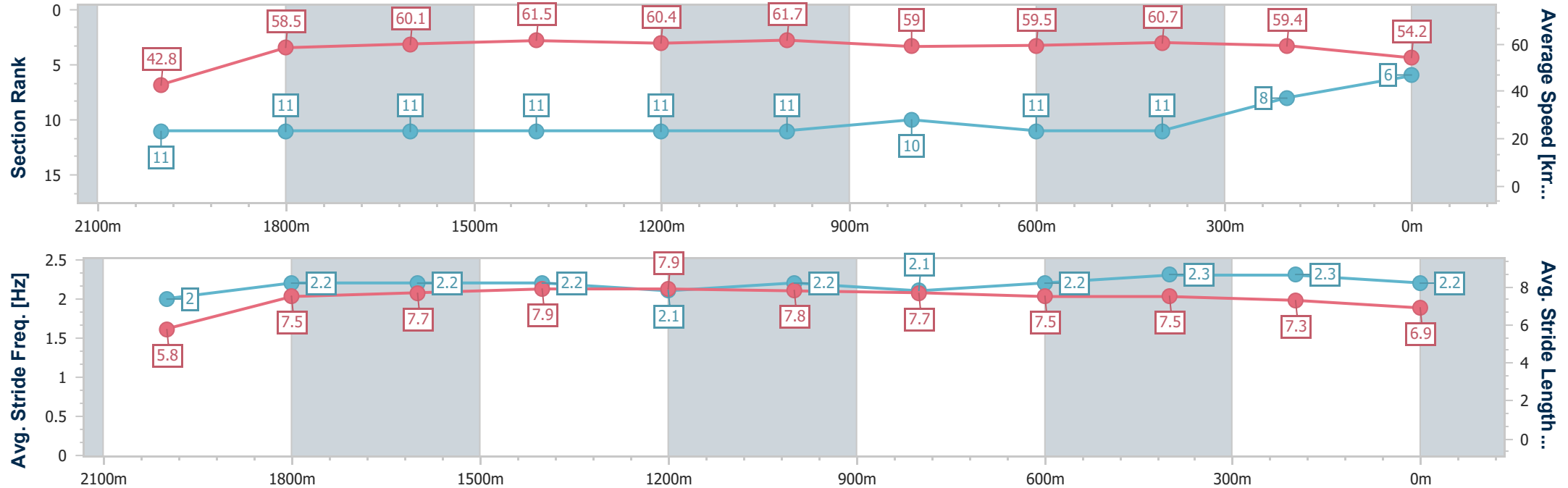


Eagle Farm QLD Professional  
Race 3: LADBROKES CALCUTTA & LUNCHEON 13 JUNE  
BENCHMARK 68 Handicap - 2169m  
07 May 2025 - 13:43  
Track Rating: Soft 6, Weather: Fine, Rail Position: +11m Entire



BRISBANE  
RACING CLUB

Section	Overall	2000m	1800m	1600m	1400m	1200m	1000m	800m	600m	400m	200m		
Section Times	2:15.97 [6] (0:14.34)	2:01.63 [11] (0:12.17)	1:49.46 [11] (0:12.06)	1:37.40 [11] (0:11.70)	1:25.70 [11] (0:11.92)	1:13.78 [11] (0:11.69)	1:02.09 [11] (0:12.23)	0:49.86 [10] (0:12.27)	0:37.59 [11] (0:12.09)	0:25.50 [11] (0:12.14)	0:13.36 [8] (0:13.36)		
Average Speed [km/h]	42.8	58.5	60.1	61.5	60.4	61.7	59.0	59.5	60.7	59.4	54.2		
Top Speed [km/h]	57.9	60.4	60.8	63.2	61.8	62.4	61.2	60.8	62.2	61.7	56.7		
Avg. Dist. to Rail [m]	6.7	1.8	0.9	0.5	0.8	1.2	0.7	2.8	4.3	7.7	7.2		
Avg. Stride Freq. [Hz]	2.0	2.2	2.2	2.2	2.1	2.2	2.1	2.2	2.3	2.3	2.2		
Avg. Stride Length [m]	5.8	7.5	7.7	7.9	7.9	7.8	7.7	7.5	7.5	7.3	6.9		







Horse/Jockey Name	First Innings
Final Rank	7
Fastest Section Time (Section)	0:11.79 (2000m)
Top Speed [km/h] (Section)	62.6 (2000m)
Race State	Finished

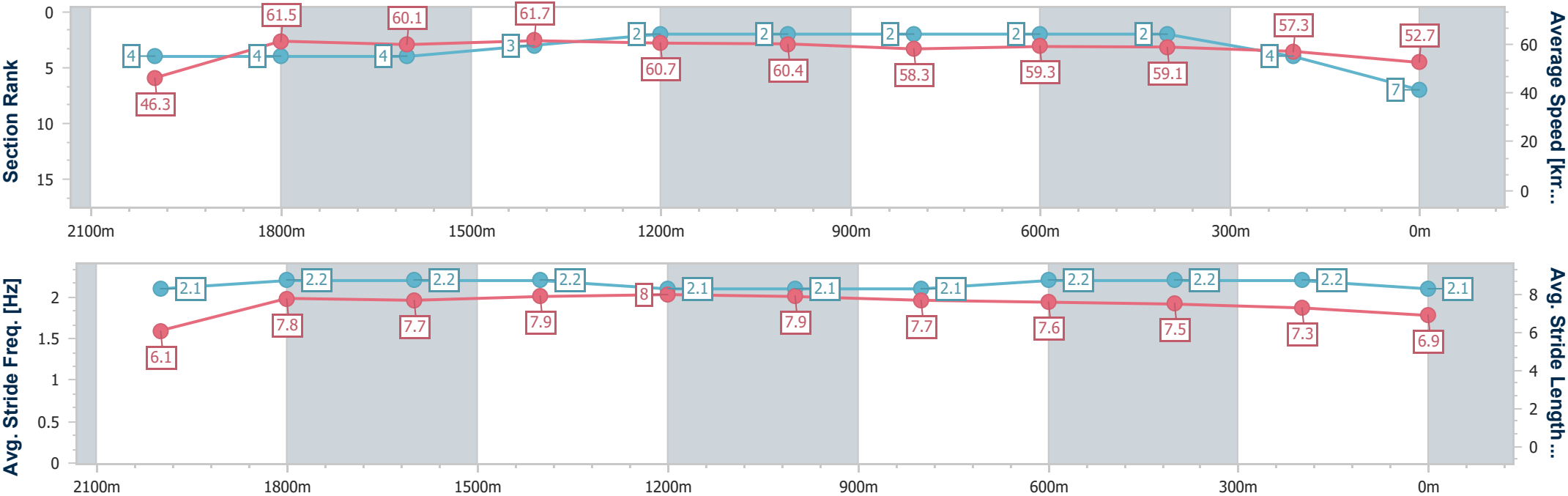


Eagle Farm QLD Professional  
Race 3: LADBROKES CALCUTTA & LUNCHEON 13 JUNE  
BENCHMARK 68 Handicap - 2169m  
07 May 2025 - 13:43  
Track Rating: Soft 6, Weather: Fine, Rail Position: +11m Entire



BRISBANE  
RACING CLUB

Section	Overall	2000m	1800m	1600m	1400m	1200m	1000m	800m	600m	400m	200m		
Section Times	2:15.98 [7] (0:13.12)	2:02.86 [4] (0:11.79)	1:51.07 [4] (0:12.12)	1:38.95 [4] (0:11.80)	1:27.15 [3] (0:11.86)	1:15.29 [2] (0:11.94)	1:03.35 [2] (0:12.49)	0:50.86 [2] (0:12.30)	0:38.56 [2] (0:12.30)	0:26.26 [2] (0:12.53)	0:13.73 [4] (0:13.73)		
Average Speed [km/h]	46.3	61.5	60.1	61.7	60.7	60.4	58.3	59.3	59.1	57.3	52.7		
Top Speed [km/h]	60.5	62.6	61.5	62.3	61.2	61.7	59.4	59.7	59.7	59.6	54.3		
Avg. Dist. to Rail [m]	1.3	1.4	3.0	2.3	2.0	2.2	2.2	2.8	2.2	2.4	2.2		
Avg. Stride Freq. [Hz]	2.1	2.2	2.2	2.2	2.1	2.1	2.1	2.2	2.2	2.2	2.1		
Avg. Stride Length [m]	6.1	7.8	7.7	7.9	8.0	7.9	7.7	7.6	7.5	7.3	6.9		





Horse/Jockey Name	Chillaxing
Final Rank	8
Fastest Section Time (Section)	0:11.45 (2000m)
Top Speed [km/h] (Section)	63.8 (2000m)
Race State	Finished

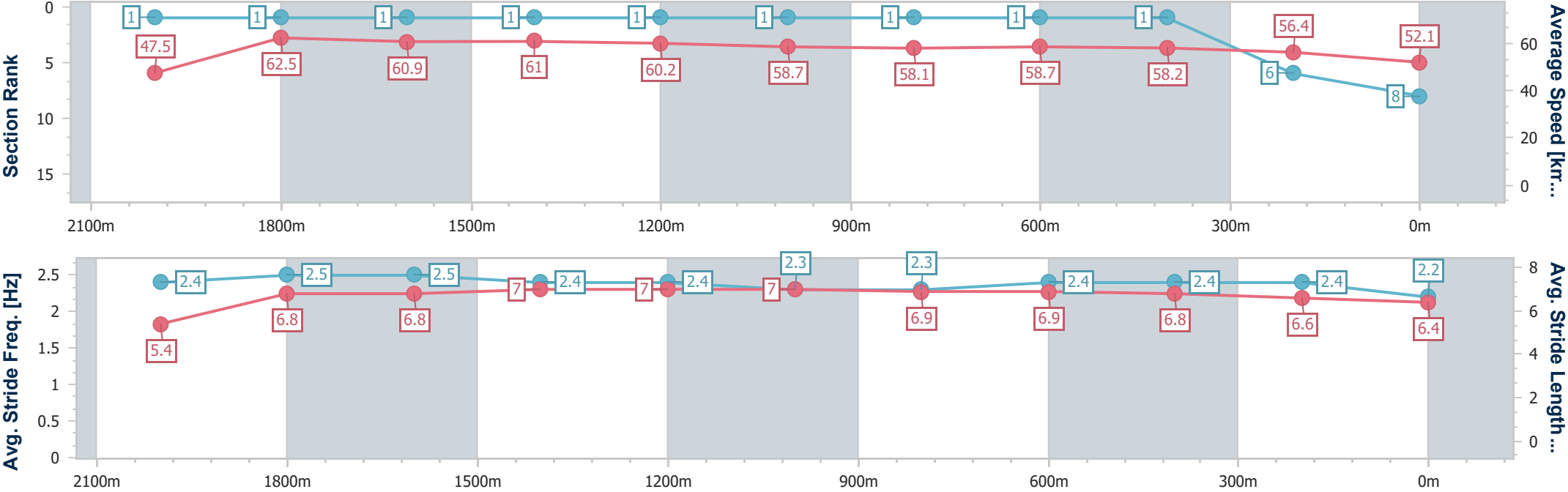


Eagle Farm QLD Professional  
Race 3: LADBROKES CALCUTTA & LUNCHEON 13 JUNE  
BENCHMARK 68 Handicap - 2169m  
07 May 2025 - 13:43  
Track Rating: Soft 6, Weather: Fine, Rail Position: +11m Entire



BRISBANE  
RACING CLUB

Section	Overall	2000m	1800m	1600m	1400m	1200m	1000m	800m	600m	400m	200m		
Section Times	2:16.26 [8] (0:12.86)	2:03.40 [1] (0:11.45)	1:51.95 [1] (0:11.84)	1:40.11 [1] (0:11.91)	1:28.20 [1] (0:11.98)	1:16.22 [1] (0:12.29)	1:03.93 [1] (0:12.54)	0:51.39 [1] (0:12.40)	0:38.99 [1] (0:12.36)	0:26.63 [1] (0:12.73)	0:13.90 [6] (0:13.90)		
Average Speed [km/h]	47.5	62.5	60.9	61.0	60.2	58.7	58.1	58.7	58.2	56.4	52.1		
Top Speed [km/h]	63.7	63.8	61.4	61.6	60.8	59.9	58.9	59.1	58.5	58.5	54.7		
Avg. Dist. to Rail [m]	3.1	1.7	1.0	2.4	2.2	2.4	2.6	2.1	0.5	0.4	1.4		
Avg. Stride Freq. [Hz]	2.4	2.5	2.5	2.4	2.4	2.3	2.3	2.4	2.4	2.4	2.2		
Avg. Stride Length [m]	5.4	6.8	6.8	7.0	7.0	7.0	6.9	6.9	6.8	6.6	6.4		





Horse/Jockey Name	Perovic
Final Rank	9
Fastest Section Time (Section)	0:11.87 (1600m)
Top Speed [km/h] (Section)	61.5 (1600m)
Race State	Finished

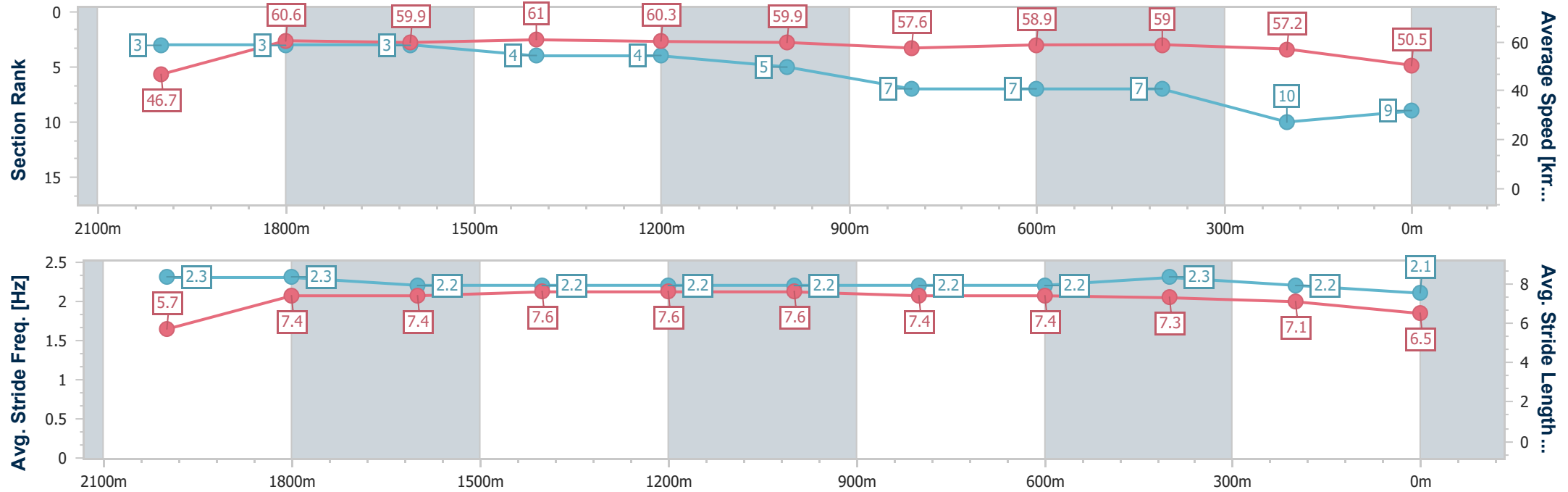


Eagle Farm QLD Professional  
Race 3: LADBROKES CALCUTTA & LUNCHEON 13 JUNE  
BENCHMARK 68 Handicap - 2169m  
07 May 2025 - 13:43  
Track Rating: Soft 6, Weather: Fine, Rail Position: +11m Entire



BRISBANE  
RACING CLUB

Section	Overall	2000m	1800m	1600m	1400m	1200m	1000m	800m	600m	400m	200m		
Section Times	2:16.96 [9] (0:13.00)	2:03.96 [3] (0:11.89)	1:52.07 [3] (0:12.13)	1:39.94 [3] (0:11.87)	1:28.07 [4] (0:11.93)	1:16.14 [4] (0:12.09)	1:04.05 [5] (0:12.64)	0:51.41 [7] (0:12.34)	0:39.07 [7] (0:12.22)	0:26.85 [7] (0:12.59)	0:14.26 [10] (0:14.26)		
Average Speed [km/h]	46.7	60.6	59.9	61.0	60.3	59.9	57.6	58.9	59.0	57.2	50.5		
Top Speed [km/h]	60.1	60.9	60.6	61.5	61.1	60.9	58.6	59.3	59.9	59.0	55.3		
Avg. Dist. to Rail [m]	1.5	0.7	1.6	2.1	2.1	2.6	2.4	1.7	0.5	1.3	3.0		
Avg. Stride Freq. [Hz]	2.3	2.3	2.2	2.2	2.2	2.2	2.2	2.2	2.3	2.2	2.1		
Avg. Stride Length [m]	5.7	7.4	7.4	7.6	7.6	7.6	7.4	7.4	7.3	7.1	6.5		





Horse/Jockey Name	Waverley
Final Rank	10
Fastest Section Time (Section)	0:11.79 (1200m)
Top Speed [km/h] (Section)	62.6 (2000m)
Race State	Finished

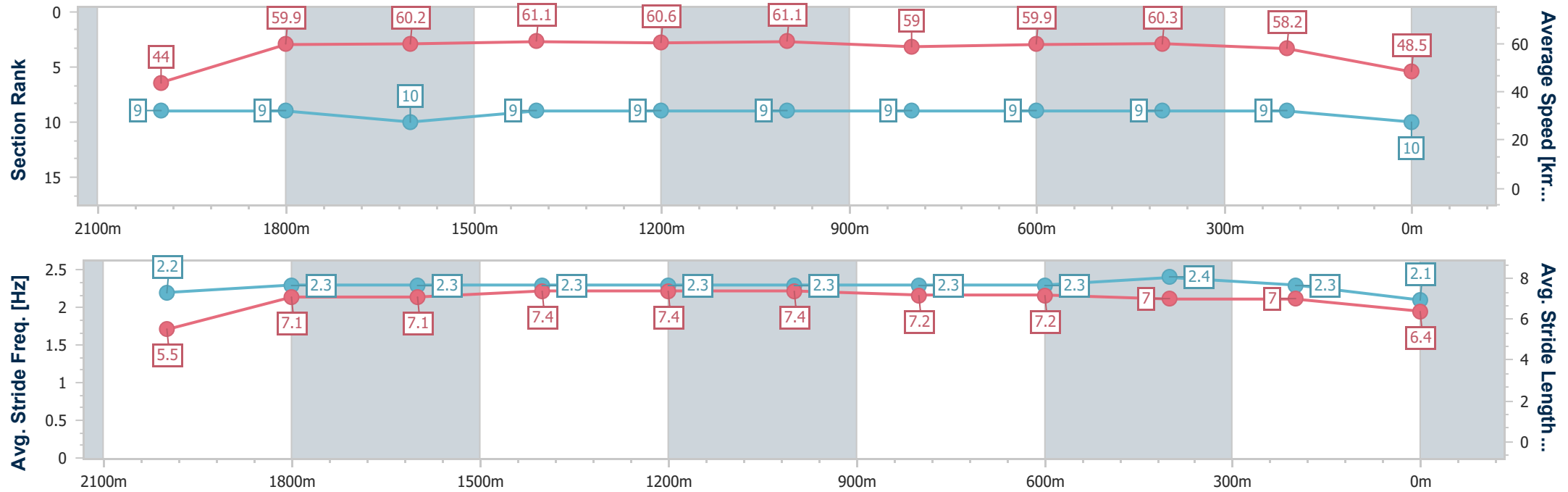


Eagle Farm QLD Professional  
Race 3: LADBROKES CALCUTTA & LUNCHEON 13 JUNE  
BENCHMARK 68 Handicap - 2169m  
07 May 2025 - 13:43  
Track Rating: Soft 6, Weather: Fine, Rail Position: +11m Entire



BRISBANE  
RACING CLUB

Section	Overall	2000m	1800m	1600m	1400m	1200m	1000m	800m	600m	400m	200m		
Section Times	2:17.62 [10] (0:13.90)	2:03.72 [9] (0:12.00)	1:51.72 [9] (0:12.15)	1:39.57 [10] (0:11.89)	1:27.68 [9] (0:11.90)	1:15.78 [9] (0:11.79)	1:03.99 [9] (0:12.35)	0:51.64 [9] (0:12.16)	0:39.48 [9] (0:12.20)	0:27.28 [9] (0:12.36)	0:14.92 [9] (0:14.92)		
Average Speed [km/h]	44.0	59.9	60.2	61.1	60.6	61.1	59.0	59.9	60.3	58.2	48.5		
Top Speed [km/h]	57.8	62.6	61.5	61.8	61.8	61.8	60.6	61.0	61.9	61.5	53.8		
Avg. Dist. to Rail [m]	5.6	1.0	3.0	2.7	2.0	2.0	2.1	2.7	4.7	5.7	6.3		
Avg. Stride Freq. [Hz]	2.2	2.3	2.3	2.3	2.3	2.3	2.3	2.3	2.4	2.3	2.1		
Avg. Stride Length [m]	5.5	7.1	7.1	7.4	7.4	7.4	7.2	7.2	7.0	7.0	6.4		





Horse/Jockey Name	Ring Bearer
Final Rank	11
Fastest Section Time (Section)	0:11.81 (2000m)
Top Speed [km/h] (Section)	62.4 (1800m)
Race State	Finished

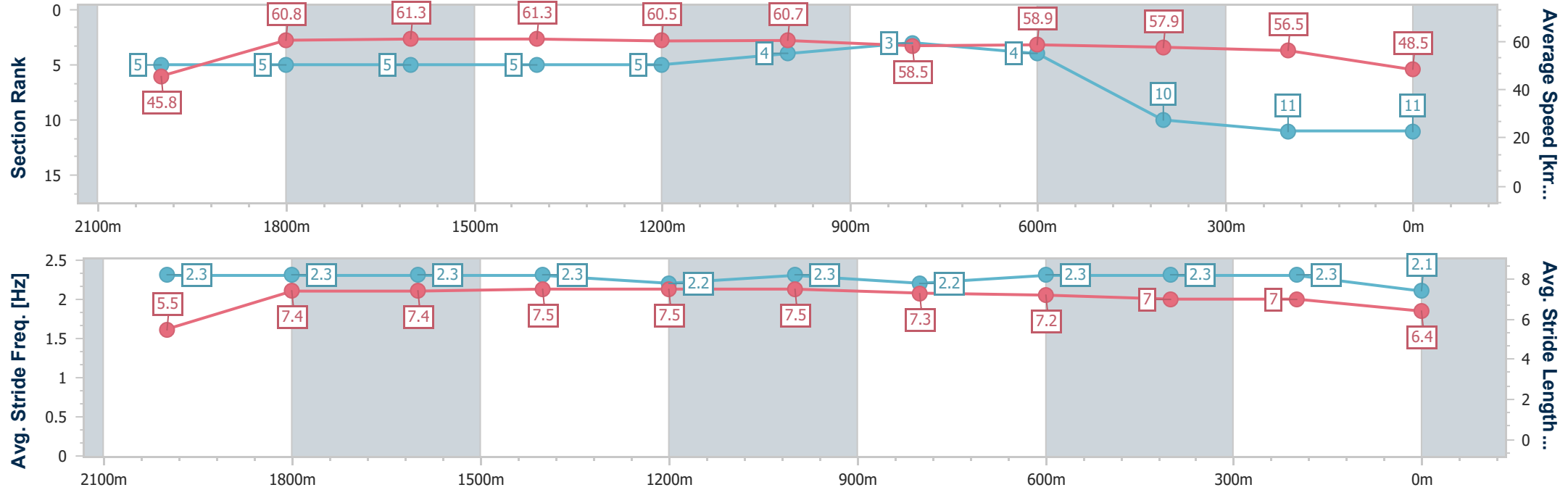


Eagle Farm QLD Professional  
Race 3: LADBROKES CALCUTTA & LUNCHEON 13 JUNE  
BENCHMARK 68 Handicap - 2169m  
07 May 2025 - 13:43  
Track Rating: Soft 6, Weather: Fine, Rail Position: +11m Entire



BRISBANE  
RACING CLUB

Section	Overall	2000m	1800m	1600m	1400m	1200m	1000m	800m	600m	400m	200m		
Section Times	2:18.02 [11] (0:13.36)	2:04.66 [5] (0:11.81)	1:52.85 [5] (0:11.93)	1:40.92 [5] (0:11.86)	1:29.06 [5] (0:11.92)	1:17.14 [5] (0:11.94)	1:05.20 [4] (0:12.51)	0:52.69 [3] (0:12.40)	0:40.29 [4] (0:12.67)	0:27.62 [10] (0:12.75)	0:14.87 [11] (0:14.87)		
Average Speed [km/h]	45.8	60.8	61.3	61.3	60.5	60.7	58.5	58.9	57.9	56.5	48.5		
Top Speed [km/h]	62.3	62.2	62.4	61.6	61.1	61.5	59.1	59.4	58.8	57.9	54.4		
Avg. Dist. to Rail [m]	4.6	1.3	2.9	3.7	4.0	4.2	3.9	3.6	3.3	5.1	5.7		
Avg. Stride Freq. [Hz]	2.3	2.3	2.3	2.3	2.2	2.3	2.2	2.3	2.3	2.3	2.1		
Avg. Stride Length [m]	5.5	7.4	7.4	7.5	7.5	7.5	7.3	7.2	7.0	7.0	6.4		





**Eagle Farm QLD Professional**  
**Race 4: THE STAR STRADBROKE SEASON QTIS Three-Year-Old**  
**BENCHMARK 70 Handicap - 1800m**  
**07 May 2025 - 14:19**



Track Rating: Soft 6, Weather: Fine, Rail Position: +11m Entire

Section						Overall	1600m	1400m	1200m	1000m	800m	600m	Last 600m	
Field Times						1:51.29 (0:13.92)	1:37.37 (0:11.50)	1:25.87 (0:11.89)	1:13.98 (0:12.41)	1:01.57 (0:12.72)	0:48.85 (0:12.74)	0:36.11 (0:12.26)	0:36.11	
Rank	TAB	Horse/Jockey	Barrier	Top Speed [km/h]	Fastest Section									Distance Travelled [m]
1	5	ECLAIR ENCORE	5	64.2	0:11.47	1:51.29 [1]	1:37.33 [2]	1:25.86 [2]	1:13.80 [2]	1:01.38 [2]	0:48.66 [3]	0:35.87 [3]	0:35.87	
		Andrew Mallyon		1600m	1600m	(0:13.96)	(0:11.47)	(0:12.06)	(0:12.42)	(0:12.72)	(0:12.79)	(0:12.41)		
2	6	RAMP IT UP	8	64.7	0:11.50	1:51.45 [2]	1:37.53 [1]	1:26.03 [1]	1:14.14 [1]	1:01.73 [1]	0:49.01 [1]	0:36.27 [1]	0:36.27 +1	
		Bailey Wheeler		1600m	1600m	(0:13.92)	(0:11.50)	(0:11.89)	(0:12.41)	(0:12.72)	(0:12.74)	(0:12.26)		
3	2	DEEP FOCUS	7	65.4	0:11.24	1:51.60 [3]	1:36.62 [10]	1:24.97 [10]	1:13.07 [10]	1:00.60 [10]	0:48.11 [10]	0:35.37 [9]	0:35.37 +3	
		Damien Thornton		400m	400m	(0:14.98)	(0:11.65)	(0:11.90)	(0:12.47)	(0:12.49)	(0:12.74)	(0:12.00)		
4	4	SAN GABRIEL	3	63.9	0:11.63	1:51.72 [4]	1:37.70 [4]	1:25.99 [5]	1:14.02 [4]	1:01.61 [4]	0:48.91 [5]	0:36.20 [4]	0:36.20 -2	
		Kyle Wilson-Taylor		400m	400m	(0:14.02)	(0:11.71)	(0:11.97)	(0:12.41)	(0:12.70)	(0:12.71)	(0:12.18)		
5	3	SAN JOSE BOY	1	64.5	0:11.53	1:52.04 [5]	1:37.82 [6]	1:26.10 [6]	1:14.12 [6]	1:01.59 [7]	0:49.05 [6]	0:36.11 [7]	0:36.11 -5	
		Luke Dempsey		1600m	400m	(0:14.22)	(0:11.72)	(0:11.98)	(0:12.53)	(0:12.54)	(0:12.94)	(0:12.17)		
6	12	BOLD BLAZE	11	63.1	0:11.63	1:52.16 [6]	1:36.88 [11]	1:24.99 [11]	1:13.25 [11]	1:00.92 [11]	0:48.48 [11]	0:35.67 [11]	0:35.67 +1	
		Ron Stewart		400m	400m	(0:15.28)	(0:11.89)	(0:11.74)	(0:12.33)	(0:12.44)	(0:12.81)	(0:11.90)		
7	1	AIRSWING	2	63.5	0:11.64	1:52.16 [7]	1:38.14 [3]	1:26.50 [4]	1:14.43 [5]	1:01.95 [5]	0:49.35 [4]	0:36.51 [5]	0:36.51 -2	
		Cody Collis		1600m	1600m	(0:14.02)	(0:11.64)	(0:12.07)	(0:12.48)	(0:12.60)	(0:12.84)	(0:12.30)		
8	10	JUDGE JACK	9	63.2	0:11.71	1:52.17 [8]	1:37.60 [8]	1:25.79 [8]	1:13.85 [8]	1:01.42 [8]	0:48.88 [8]	0:36.14 [8]	0:36.14 +3	
		Jag Guthmann-Chester		400m	400m	(0:14.57)	(0:11.81)	(0:11.94)	(0:12.43)	(0:12.54)	(0:12.74)	(0:11.91)		
9	11	PROPOSE	10	63.5	0:11.61	1:52.38 [9]	1:37.69 [9]	1:25.97 [9]	1:13.99 [9]	1:01.43 [9]	0:48.95 [9]	0:36.10 [10]	0:36.10 -3	
		Cejay Graham		400m	400m	(0:14.69)	(0:11.72)	(0:11.98)	(0:12.56)	(0:12.48)	(0:12.85)	(0:11.91)		
10	7	HIGH CLASS ROLLER	6	64.0	0:11.57	1:52.56 [10]	1:38.48 [5]	1:26.91 [3]	1:15.01 [3]	1:02.59 [3]	0:49.94 [2]	0:37.18 [2]	0:37.18 -4	
		Angela Jones		1600m	1600m	(0:14.08)	(0:11.57)	(0:11.90)	(0:12.42)	(0:12.65)	(0:12.76)	(0:12.40)		

Scratched: Stromboli Delight (#13), Bonzabelter (#8)

Report Created: Wed 7 May 2025 15:07 GMT+10 (Note: Timing is based on position data)

Page 1/15

[ ] Ranking at each section and finish  
-:-:- No data available at this section  
NA No data available

SCN Saddle cloth number  
DNF Did not finish  
DNT Did not track

data processed by  TRIPLESDATA



**Eagle Farm QLD Professional**  
**Race 4: THE STAR STRADBROKE SEASON QTIS Three-Year-Old**  
**BENCHMARK 70 Handicap - 1800m**  
**07 May 2025 - 14:19**



Track Rating: Soft 6, Weather: Fine, Rail Position: +11m Entire

Section		Overall		1600m	1400m	1200m	1000m	800m	600m	Last 600m			
Field Times		1:51.29		1:37.37	1:25.87	1:13.98	1:01.57	0:48.85	0:36.11	0:36.11			
		(0:13.92)		(0:11.50)	(0:11.89)	(0:12.41)	(0:12.72)	(0:12.74)	(0:12.26)				
Rank	TAB Horse/Jockey	Barrier	Top Speed [km/h]	Fastest Section									Distance Travelled [m]
11	9 GREEN MEADOWS	4	63.2	0:11.75	1:52.65 [11]	1:38.40 [7]	1:26.65 [7]	1:14.67 [7]	1:02.24 [6]	0:49.57 [7]	0:36.77 [6]	0:36.77	+2
	Nikita Beriman		1400m	1600m	(0:14.25)	(0:11.75)	(0:11.98)	(0:12.43)	(0:12.67)	(0:12.80)	(0:12.16)		

Scratched: Stromboli Delight (#13), Bonzabelter (#8)



**Eagle Farm QLD Professional**  
**Race 4: THE STAR STRADBROKE SEASON QTIS Three-Year-Old**  
**BENCHMARK 70 Handicap - 1800m**  
**07 May 2025 - 14:19**



Track Rating: Soft 6, Weather: Fine, Rail Position: +11m Entire

Section		400m		200m		Last 600m			
Field Times		0:23.85 (0:11.72)		0:12.13 (0:12.13)		0:36.11			
Rank	TAB Horse/Jockey	Barrier	Top Speed [km/h]	Fastest Section	Margin		Distance Travelled [m]		
1	5 ECLAIR ENCORE	5	64.2	0:11.47	0:23.46 [4]	0:11.89 [3]	1:51.29	0:35.87	
	Andrew Mallyon		1600m	1600m	(0:11.57)	(0:11.89)			
2	6 RAMP IT UP	8	64.7	0:11.50	0:24.01 [1]	0:12.29 [1]	0.96L	0:36.27	+1
	Bailey Wheeler		1600m	1600m	(0:11.72)	(0:12.29)			
3	2 DEEP FOCUS	7	65.4	0:11.24	0:23.37 [10]	0:12.13 [4]	1.84L	0:35.37	+3
	Damien Thornton		400m	400m	(0:11.24)	(0:12.13)			
4	4 SAN GABRIEL	3	63.9	0:11.63	0:24.02 [2]	0:12.39 [2]	2.51L	0:36.20	-2
	Kyle Wilson-Taylor		400m	400m	(0:11.63)	(0:12.39)			
5	3 SAN JOSE BOY	1	64.5	0:11.53	0:23.94 [8]	0:12.41 [5]	4.43L	0:36.11	-5
	Luke Dempsey		1600m	400m	(0:11.53)	(0:12.41)			
6	12 BOLD BLAZE	11	63.1	0:11.63	0:23.77 [11]	0:12.14 [11]	5.11L	0:35.67	+1
	Ron Stewart		400m	400m	(0:11.63)	(0:12.14)			
7	1 AIRSWING	2	63.5	0:11.64	0:24.21 [6]	0:12.43 [7]	5.12L	0:36.51	-2
	Cody Collis		1600m	1600m	(0:11.78)	(0:12.43)			
8	10 JUDGE JACK	9	63.2	0:11.71	0:24.23 [5]	0:12.52 [6]	5.17L	0:36.14	+3
	Jag Guthmann-Chester		400m	400m	(0:11.71)	(0:12.52)			
9	11 PROPOSE	10	63.5	0:11.61	0:24.19 [9]	0:12.58 [8]	6.39L	0:36.10	-3
	Cejay Graham		400m	400m	(0:11.61)	(0:12.58)			
10	7 HIGH CLASS ROLLER	6	64.0	0:11.57	0:24.78 [3]	0:12.75 [9]	7.46L	0:37.18	-4
	Angela Jones		1600m	1600m	(0:12.03)	(0:12.75)			

Scratched: Stromboli Delight (#13), Bonzabelter (#8)

Report Created: Wed 7 May 2025 15:07 GMT+10 (Note: Timing is based on position data)

Page 3/15

[ ] Ranking at each section and finish  
-:-:- No data available at this section  
NA No data available

SCN Saddle cloth number  
DNF Did not finish  
DNT Did not track

data processed by  TRIPLESDATA





**Eagle Farm QLD Professional**  
**Race 4: THE STAR STRADBROKE SEASON QTIS Three-Year-Old**  
**BENCHMARK 70 Handicap - 1800m**  
**07 May 2025 - 14:19**



Track Rating: Soft 6, Weather: Fine, Rail Position: +11m Entire

Section		400m		200m		Last 600m	
Field Times		0:23.85 (0:11.72)		0:12.13 (0:12.13)		0:36.11	
Rank	TAB Horse/Jockey	Barrier	Top Speed [km/h]	Fastest Section	Margin		Distance Travelled [m]
11	9 GREEN MEADOWS	4	63.2	0:11.75	0:24.61 [7]	0:12.82 [10]	8.02L
	Nikita Beriman		1400m	1600m	(0:11.79)	(0:12.82)	
							0:36.77 +2

Scratched: Stromboli Delight (#13), Bonzabelter (#8)



Horse/Jockey Name	Eclair Encore
Final Rank	1
Fastest Section Time (Section)	0:11.47 (1600m)
Top Speed [km/h] (Section)	64.2 (1600m)
Race State	Finished

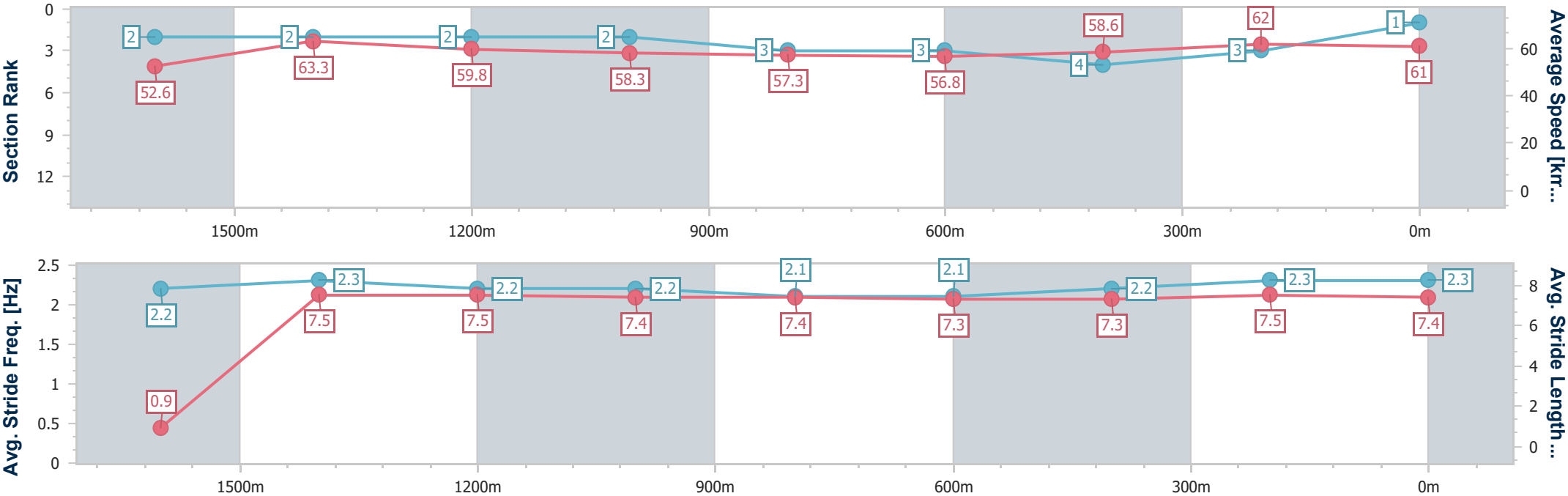


Eagle Farm QLD Professional  
Race 4: THE STAR STRADBROKE SEASON QTIS Three-Year-  
Old BENCHMARK 70 Handicap - 1800m  
07 May 2025 - 14:19  
Track Rating: Soft 6, Weather: Fine, Rail Position: +11m Entire



BRISBANE  
RACING CLUB

Section	Overall	1600m	1400m	1200m	1000m	800m	600m	400m	200m				
Section Times	1:51.29 [1] (0:13.96)	1:37.33 [2] (0:11.47)	1:25.86 [2] (0:12.06)	1:13.80 [2] (0:12.42)	1:01.38 [2] (0:12.72)	0:48.66 [3] (0:12.79)	0:35.87 [3] (0:12.41)	0:23.46 [4] (0:11.57)	0:11.89 [3] (0:11.89)				
Average Speed [km/h]	52.6	63.3	59.8	58.3	57.3	56.8	58.6	62.0	61.0				
Top Speed [km/h]	63.6	64.2	62.4	59.3	58.5	58.1	62.2	62.9	62.6				
Avg. Dist. to Rail [m]	7.4	3.5	2.3	2.7	3.0	2.3	1.6	1.4	1.6				
Avg. Stride Freq. [Hz]	2.2	2.3	2.2	2.2	2.1	2.1	2.2	2.3	2.3				
Avg. Stride Length [m]	0.9	7.5	7.5	7.4	7.4	7.3	7.3	7.5	7.4				





Horse/Jockey Name	Ramp It Up
Final Rank	2
Fastest Section Time (Section)	0:11.50 (1600m)
Top Speed [km/h] (Section)	64.7 (1600m)
Race State	Finished

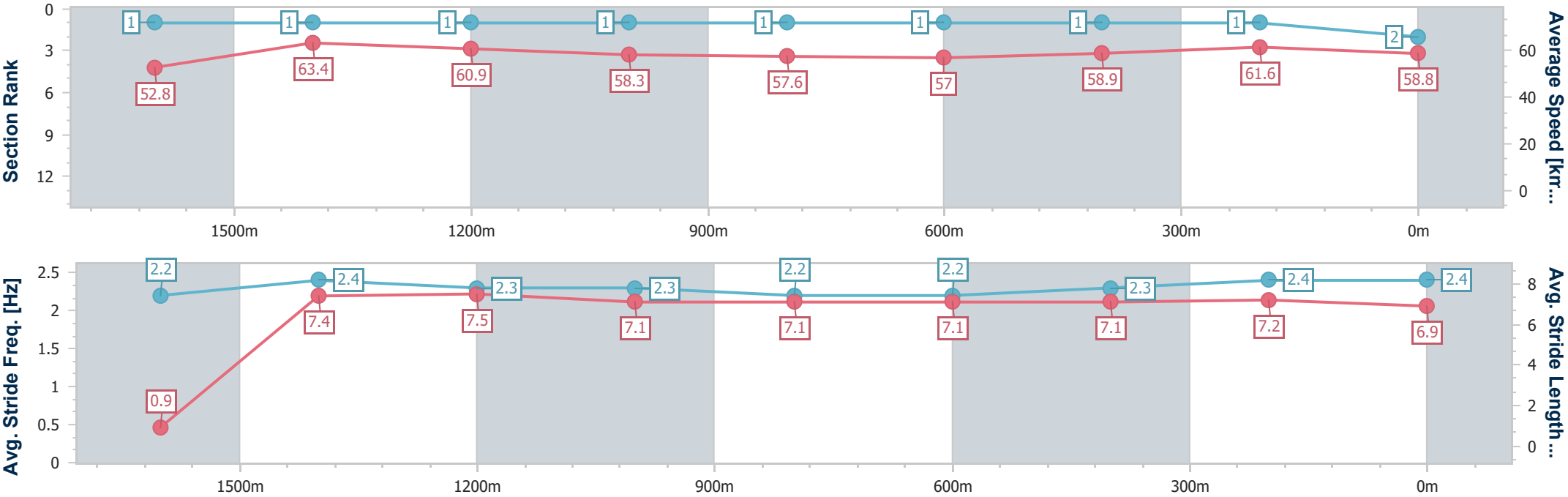


Eagle Farm QLD Professional  
Race 4: THE STAR STRADBROKE SEASON QTIS Three-Year-  
Old BENCHMARK 70 Handicap - 1800m  
07 May 2025 - 14:19  
Track Rating: Soft 6, Weather: Fine, Rail Position: +11m Entire



BRISBANE  
RACING CLUB

Section	Overall	1600m	1400m	1200m	1000m	800m	600m	400m	200m				
Section Times	1:51.45 [2] (0:13.92)	1:37.53 [1] (0:11.50)	1:26.03 [1] (0:11.89)	1:14.14 [1] (0:12.41)	1:01.73 [1] (0:12.72)	0:49.01 [1] (0:12.74)	0:36.27 [1] (0:12.26)	0:24.01 [1] (0:11.72)	0:12.29 [1] (0:12.29)				
Average Speed [km/h]	52.8	63.4	60.9	58.3	57.6	57.0	58.9	61.6	58.8				
Top Speed [km/h]	63.4	64.7	62.7	59.1	58.2	57.4	62.0	62.8	61.4				
Avg. Dist. to Rail [m]	8.5	4.6	4.7	3.9	3.5	2.0	1.4	2.7	4.1				
Avg. Stride Freq. [Hz]	2.2	2.4	2.3	2.3	2.2	2.2	2.3	2.4	2.4				
Avg. Stride Length [m]	0.9	7.4	7.5	7.1	7.1	7.1	7.1	7.2	6.9				



[ ] Ranking at each section and finish  
- - - - - No data available at this section  
NA No data available



Horse/Jockey Name	Deep Focus
Final Rank	3
Fastest Section Time (Section)	0:11.24 (400m)
Top Speed [km/h] (Section)	65.4 (400m)
Race State	Finished

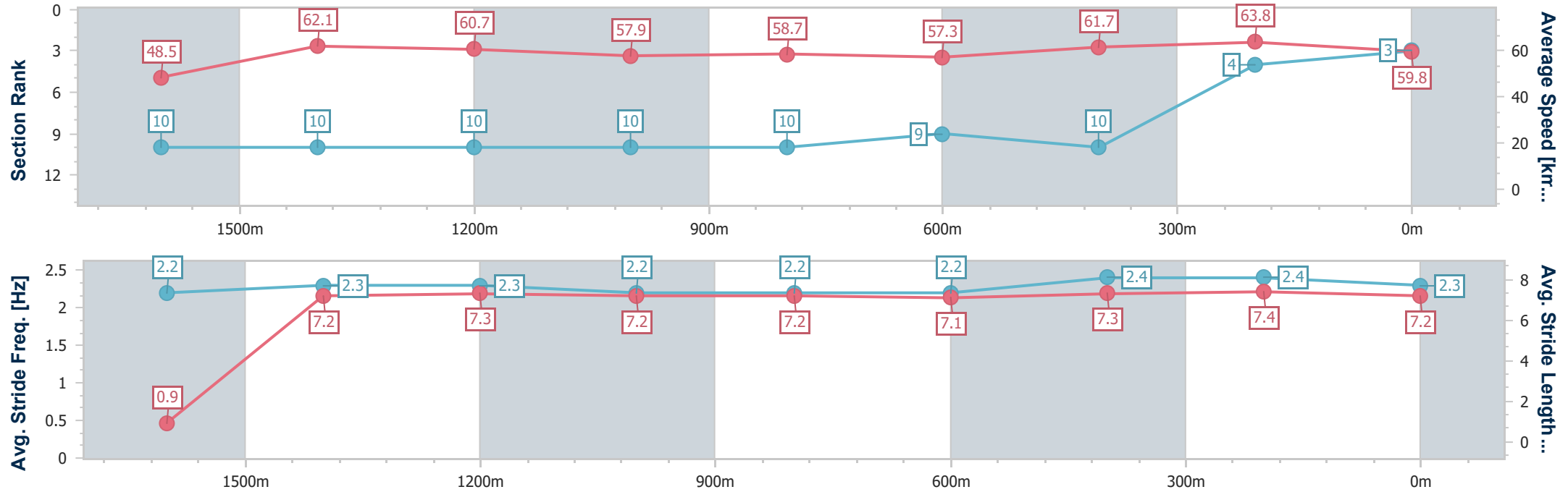


Eagle Farm QLD Professional  
Race 4: THE STAR STRADBROKE SEASON QTIS Three-Year-  
Old BENCHMARK 70 Handicap - 1800m  
07 May 2025 - 14:19  
Track Rating: Soft 6, Weather: Fine, Rail Position: +11m Entire



BRISBANE  
RACING CLUB

Section	Overall	1600m	1400m	1200m	1000m	800m	600m	400m	200m				
Section Times	1:51.60 [3] (0:14.98)	1:36.62 [10] (0:11.65)	1:24.97 [10] (0:11.90)	1:13.07 [10] (0:12.47)	1:00.60 [10] (0:12.49)	0:48.11 [10] (0:12.74)	0:35.37 [9] (0:12.00)	0:23.37 [10] (0:11.24)	0:12.13 [4] (0:12.13)				
Average Speed [km/h]	48.5	62.1	60.7	57.9	58.7	57.3	61.7	63.8	59.8				
Top Speed [km/h]	62.2	62.7	61.9	59.1	60.3	59.1	63.9	65.4	62.2				
Avg. Dist. to Rail [m]	7.2	1.6	1.1	2.3	3.4	3.7	5.7	8.2	8.6				
Avg. Stride Freq. [Hz]	2.2	2.3	2.3	2.2	2.2	2.2	2.4	2.4	2.3				
Avg. Stride Length [m]	0.9	7.2	7.3	7.2	7.2	7.1	7.3	7.4	7.2				





Horse/Jockey Name	San Gabriel
Final Rank	4
Fastest Section Time (Section)	0:11.63 (400m)
Top Speed [km/h] (Section)	63.9 (400m)
Race State	Finished

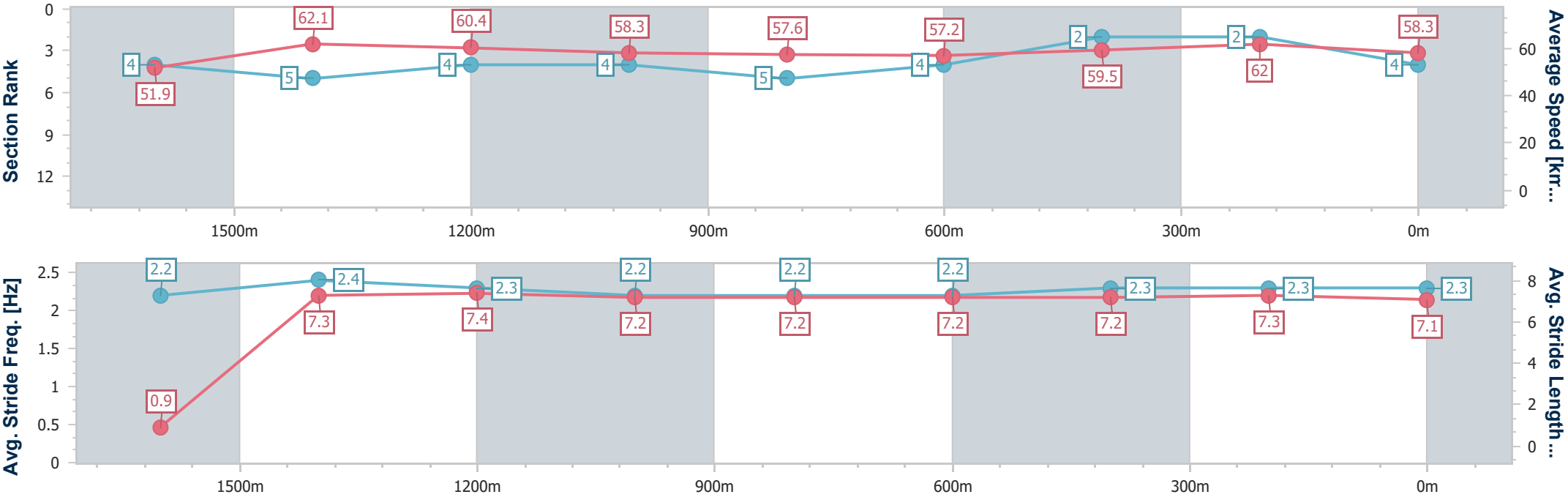


Eagle Farm QLD Professional  
Race 4: THE STAR STRADBROKE SEASON QTIS Three-Year-  
Old BENCHMARK 70 Handicap - 1800m  
07 May 2025 - 14:19  
Track Rating: Soft 6, Weather: Fine, Rail Position: +11m Entire



BRISBANE  
RACING CLUB

Section	Overall	1600m	1400m	1200m	1000m	800m	600m	400m	200m				
Section Times	1:51.72 [4] (0:14.02)	1:37.70 [4] (0:11.71)	1:25.99 [5] (0:11.97)	1:14.02 [4] (0:12.41)	1:01.61 [4] (0:12.70)	0:48.91 [5] (0:12.71)	0:36.20 [4] (0:12.18)	0:24.02 [2] (0:11.63)	0:12.39 [2] (0:12.39)				
Average Speed [km/h]	51.9	62.1	60.4	58.3	57.6	57.2	59.5	62.0	58.3				
Top Speed [km/h]	62.2	63.1	63.1	59.6	58.5	57.7	62.4	63.9	60.0				
Avg. Dist. to Rail [m]	4.7	3.7	3.8	4.1	3.3	1.7	2.0	3.6	7.5				
Avg. Stride Freq. [Hz]	2.2	2.4	2.3	2.2	2.2	2.2	2.3	2.3	2.3				
Avg. Stride Length [m]	0.9	7.3	7.4	7.2	7.2	7.2	7.2	7.3	7.1				



[ ] Ranking at each section and finish  
-.-.- No data available at this section  
NA No data available



Horse/Jockey Name	San Jose Boy
Final Rank	5
Fastest Section Time (Section)	0:11.53 (400m)
Top Speed [km/h] (Section)	64.5 (1600m)
Race State	Finished

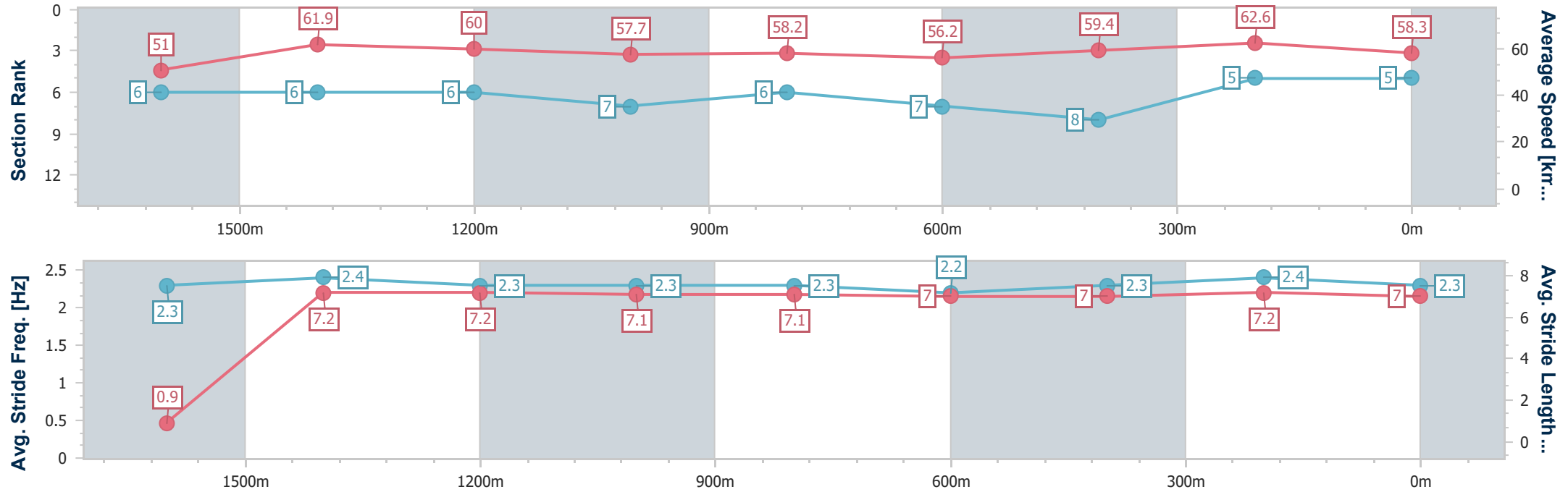


Eagle Farm QLD Professional  
Race 4: THE STAR STRADBROKE SEASON QTIS Three-Year-  
Old BENCHMARK 70 Handicap - 1800m  
07 May 2025 - 14:19  
Track Rating: Soft 6, Weather: Fine, Rail Position: +11m Entire



BRISBANE  
RACING CLUB

Section	Overall	1600m	1400m	1200m	1000m	800m	600m	400m	200m				
Section Times	1:52.04 [5] (0:14.22)	1:37.82 [6] (0:11.72)	1:26.10 [6] (0:11.98)	1:14.12 [6] (0:12.53)	1:01.59 [7] (0:12.54)	0:49.05 [6] (0:12.94)	0:36.11 [7] (0:12.17)	0:23.94 [8] (0:11.53)	0:12.41 [5] (0:12.41)				
Average Speed [km/h]	51.0	61.9	60.0	57.7	58.2	56.2	59.4	62.6	58.3				
Top Speed [km/h]	60.7	64.5	62.8	58.6	59.7	57.8	63.1	63.0	61.1				
Avg. Dist. to Rail [m]	4.0	2.2	2.1	2.5	2.9	2.2	0.9	1.0	3.4				
Avg. Stride Freq. [Hz]	2.3	2.4	2.3	2.3	2.3	2.2	2.3	2.4	2.3				
Avg. Stride Length [m]	0.9	7.2	7.2	7.1	7.1	7.0	7.0	7.2	7.0				





Horse/Jockey Name	Bold Blaze
Final Rank	6
Fastest Section Time (Section)	0:11.63 (400m)
Top Speed [km/h] (Section)	63.1 (400m)
Race State	Finished

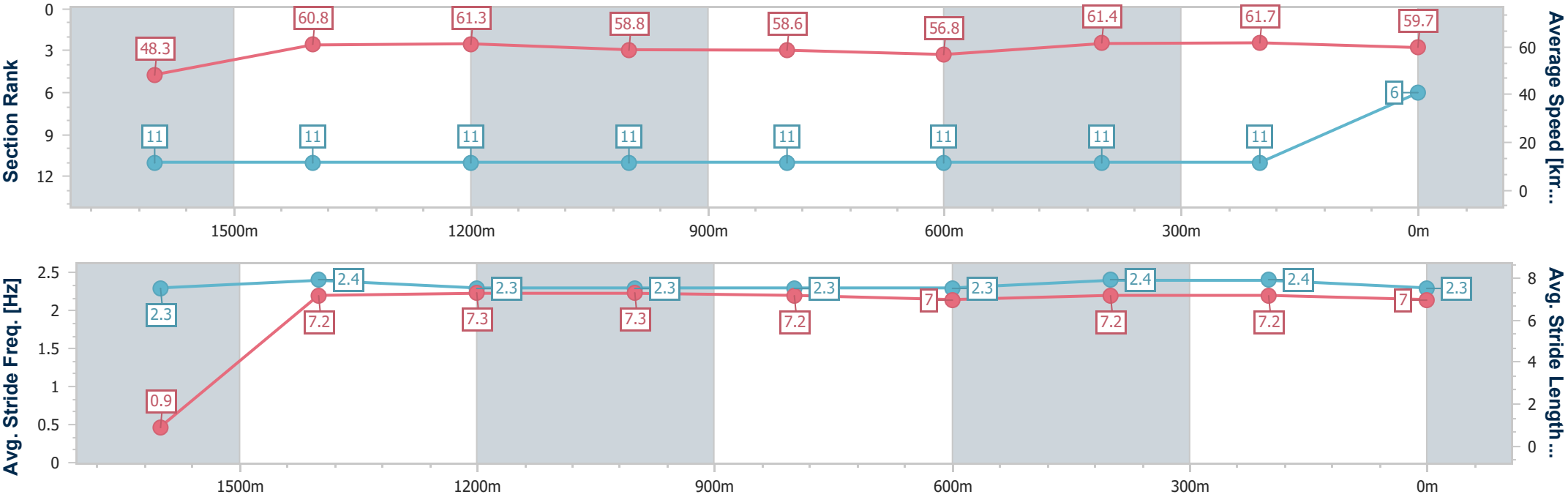


Eagle Farm QLD Professional  
Race 4: THE STAR STRADBROKE SEASON QTIS Three-Year-  
Old BENCHMARK 70 Handicap - 1800m  
07 May 2025 - 14:19  
Track Rating: Soft 6, Weather: Fine, Rail Position: +11m Entire



BRISBANE  
RACING CLUB

Section	Overall	1600m	1400m	1200m	1000m	800m	600m	400m	200m				
Section Times	1:52.16 [6] (0:15.28)	1:36.88 [11] (0:11.89)	1:24.99 [11] (0:11.74)	1:13.25 [11] (0:12.33)	1:00.92 [11] (0:12.44)	0:48.48 [11] (0:12.81)	0:35.67 [11] (0:11.90)	0:23.77 [11] (0:11.63)	0:12.14 [11] (0:12.14)				
Average Speed [km/h]	48.3	60.8	61.3	58.8	58.6	56.8	61.4	61.7	59.7				
Top Speed [km/h]	59.8	61.8	62.1	60.8	60.7	58.8	62.5	63.1	61.6				
Avg. Dist. to Rail [m]	10.1	2.1	2.2	2.8	2.8	2.3	3.3	7.2	9.2				
Avg. Stride Freq. [Hz]	2.3	2.4	2.3	2.3	2.3	2.3	2.4	2.4	2.3				
Avg. Stride Length [m]	0.9	7.2	7.3	7.3	7.2	7.0	7.2	7.2	7.0				





Horse/Jockey Name	Airswing
Final Rank	7
Fastest Section Time (Section)	0:11.64 (1600m)
Top Speed [km/h] (Section)	63.5 (1600m)
Race State	Finished

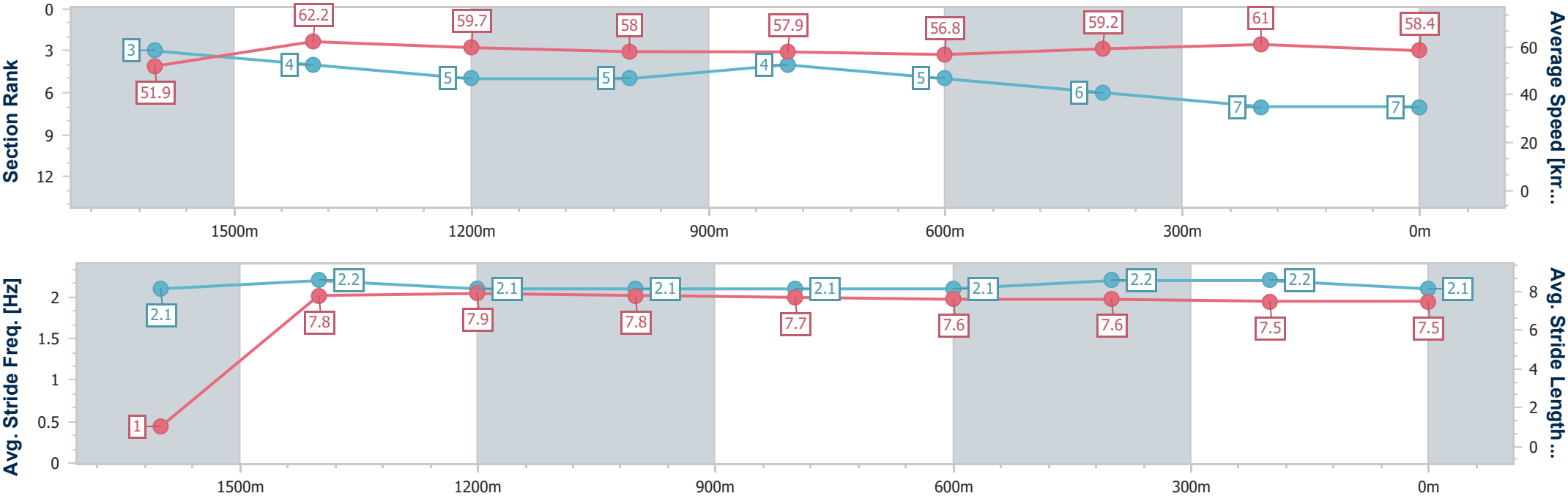


Eagle Farm QLD Professional  
Race 4: THE STAR STRADBROKE SEASON QTIS Three-Year-  
Old BENCHMARK 70 Handicap - 1800m  
07 May 2025 - 14:19  
Track Rating: Soft 6, Weather: Fine, Rail Position: +11m Entire



BRISBANE  
RACING CLUB

Section	Overall	1600m	1400m	1200m	1000m	800m	600m	400m	200m				
Section Times	1:52.16 [7] (0:14.02)	1:38.14 [3] (0:11.64)	1:26.50 [4] (0:12.07)	1:14.43 [5] (0:12.48)	1:01.95 [5] (0:12.60)	0:49.35 [4] (0:12.84)	0:36.51 [5] (0:12.30)	0:24.21 [6] (0:11.78)	0:12.43 [7] (0:12.43)				
Average Speed [km/h]	51.9	62.2	59.7	58.0	57.9	56.8	59.2	61.0	58.4				
Top Speed [km/h]	61.0	63.5	63.2	58.4	59.2	58.0	61.6	62.2	59.6				
Avg. Dist. to Rail [m]	4.7	2.2	2.3	2.7	3.0	2.4	3.0	6.6	7.0				
Avg. Stride Freq. [Hz]	2.1	2.2	2.1	2.1	2.1	2.1	2.2	2.2	2.1				
Avg. Stride Length [m]	1.0	7.8	7.9	7.8	7.7	7.6	7.6	7.5	7.5				







Horse/Jockey Name	Judge Jack
Final Rank	8
Fastest Section Time (Section)	0:11.71 (400m)
Top Speed [km/h] (Section)	63.2 (400m)
Race State	Finished

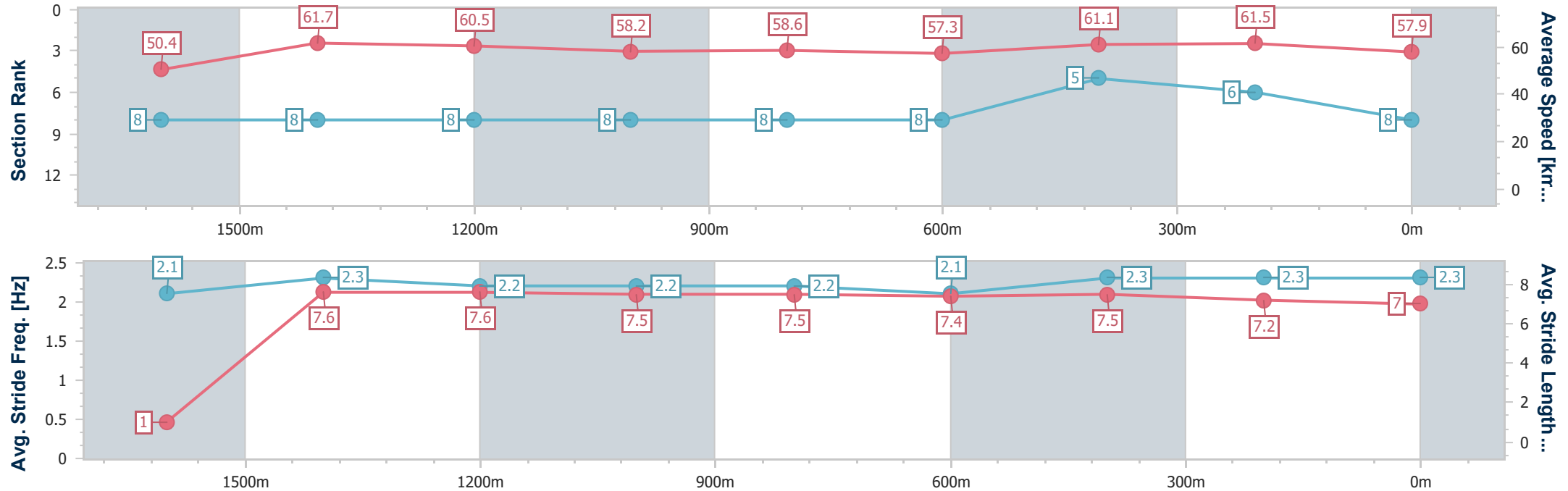


Eagle Farm QLD Professional  
Race 4: THE STAR STRADBROKE SEASON QTIS Three-Year-  
Old BENCHMARK 70 Handicap - 1800m  
07 May 2025 - 14:19  
Track Rating: Soft 6, Weather: Fine, Rail Position: +11m Entire



BRISBANE  
RACING CLUB

Section	Overall	1600m	1400m	1200m	1000m	800m	600m	400m	200m				
Section Times	1:52.17 [8] (0:14.57)	1:37.60 [8] (0:11.81)	1:25.79 [8] (0:11.94)	1:13.85 [8] (0:12.43)	1:01.42 [8] (0:12.54)	0:48.88 [8] (0:12.74)	0:36.14 [8] (0:11.91)	0:24.23 [5] (0:11.71)	0:12.52 [6] (0:12.52)				
Average Speed [km/h]	50.4	61.7	60.5	58.2	58.6	57.3	61.1	61.5	57.9				
Top Speed [km/h]	60.9	62.2	62.0	59.4	61.1	58.7	63.1	63.2	60.0				
Avg. Dist. to Rail [m]	8.7	3.7	4.4	4.8	4.2	2.7	2.8	9.5	10.4				
Avg. Stride Freq. [Hz]	2.1	2.3	2.2	2.2	2.2	2.1	2.3	2.3	2.3				
Avg. Stride Length [m]	1.0	7.6	7.6	7.5	7.5	7.4	7.5	7.2	7.0				





Horse/Jockey Name	Propose
Final Rank	9
Fastest Section Time (Section)	0:11.61 (400m)
Top Speed [km/h] (Section)	63.5 (400m)
Race State	Finished

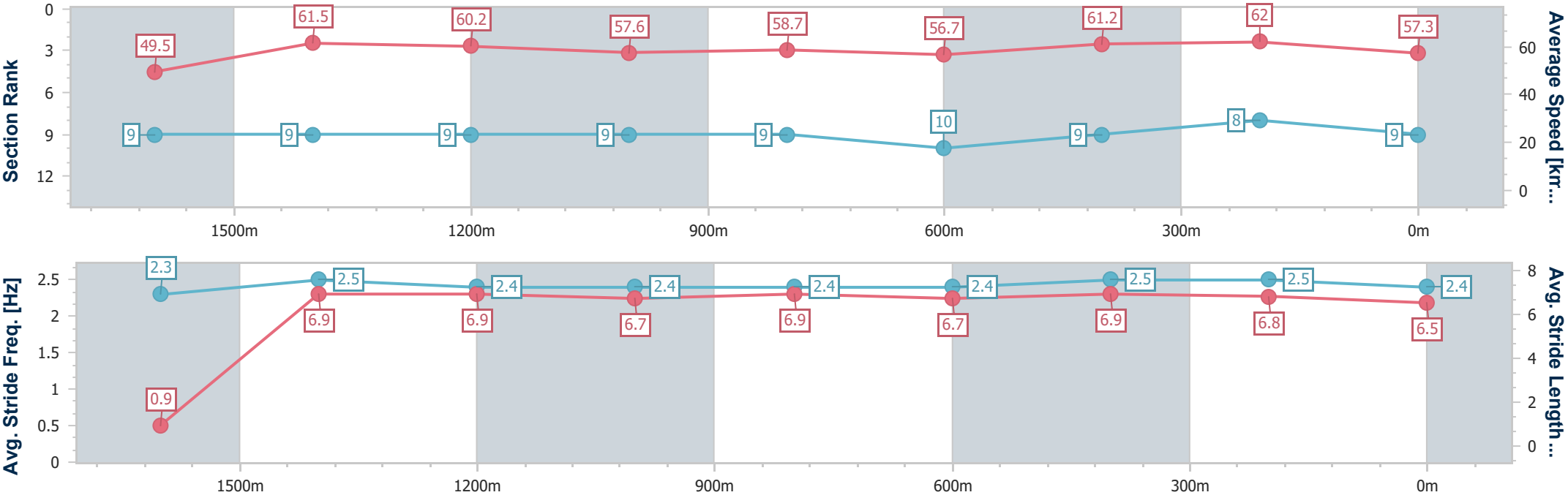


Eagle Farm QLD Professional  
Race 4: THE STAR STRADBROKE SEASON QTIS Three-Year-  
Old BENCHMARK 70 Handicap - 1800m  
07 May 2025 - 14:19  
Track Rating: Soft 6, Weather: Fine, Rail Position: +11m Entire



BRISBANE  
RACING CLUB

Section	Overall	1600m	1400m	1200m	1000m	800m	600m	400m	200m			
Section Times	1:52.38 [9] (0:14.69)	1:37.69 [9] (0:11.72)	1:25.97 [9] (0:11.98)	1:13.99 [9] (0:12.56)	1:01.43 [9] (0:12.48)	0:48.95 [9] (0:12.85)	0:36.10 [10] (0:11.91)	0:24.19 [9] (0:11.61)	0:12.58 [8] (0:12.58)			
Average Speed [km/h]	49.5	61.5	60.2	57.6	58.7	56.7	61.2	62.0	57.3			
Top Speed [km/h]	61.4	62.6	62.1	58.6	60.3	58.6	63.2	63.5	59.5			
Avg. Dist. to Rail [m]	7.4	0.9	2.1	3.2	3.1	2.7	2.5	4.1	3.5			
Avg. Stride Freq. [Hz]	2.3	2.5	2.4	2.4	2.4	2.4	2.5	2.5	2.4			
Avg. Stride Length [m]	0.9	6.9	6.9	6.7	6.9	6.7	6.9	6.8	6.5			





Horse/Jockey Name	High Class Roller
Final Rank	10
Fastest Section Time (Section)	0:11.57 (1600m)
Top Speed [km/h] (Section)	64.0 (1600m)
Race State	Finished

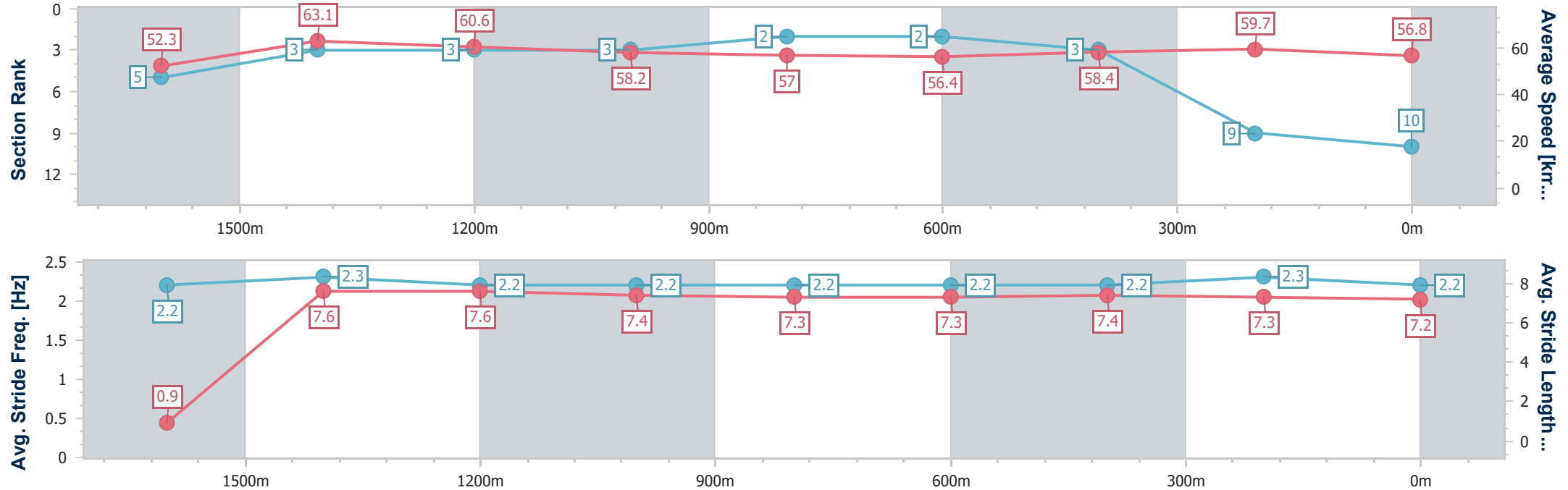


Eagle Farm QLD Professional  
Race 4: THE STAR STRADBROKE SEASON QTIS Three-Year-  
Old BENCHMARK 70 Handicap - 1800m  
07 May 2025 - 14:19  
Track Rating: Soft 6, Weather: Fine, Rail Position: +11m Entire



BRISBANE  
RACING CLUB

Section	Overall	1600m	1400m	1200m	1000m	800m	600m	400m	200m				
Section Times	1:52.56 [10] (0:14.08)	1:38.48 [5] (0:11.57)	1:26.91 [3] (0:11.90)	1:15.01 [3] (0:12.42)	1:02.59 [3] (0:12.65)	0:49.94 [2] (0:12.76)	0:37.18 [2] (0:12.40)	0:24.78 [3] (0:12.03)	0:12.75 [9] (0:12.75)				
Average Speed [km/h]	52.3	63.1	60.6	58.2	57.0	56.4	58.4	59.7	56.8				
Top Speed [km/h]	63.0	64.0	63.0	59.3	58.3	57.4	61.0	61.2	58.6				
Avg. Dist. to Rail [m]	8.2	3.9	2.4	1.9	1.1	0.2	0.5	0.5	0.4				
Avg. Stride Freq. [Hz]	2.2	2.3	2.2	2.2	2.2	2.2	2.2	2.3	2.2				
Avg. Stride Length [m]	0.9	7.6	7.6	7.4	7.3	7.3	7.4	7.3	7.2				



[ ] Ranking at each section and finish  
-.-.- No data available at this section  
NA No data available



Horse/Jockey Name	Green Meadows
Final Rank	11
Fastest Section Time (Section)	0:11.75 (1600m)
Top Speed [km/h] (Section)	63.2 (1400m)
Race State	Finished

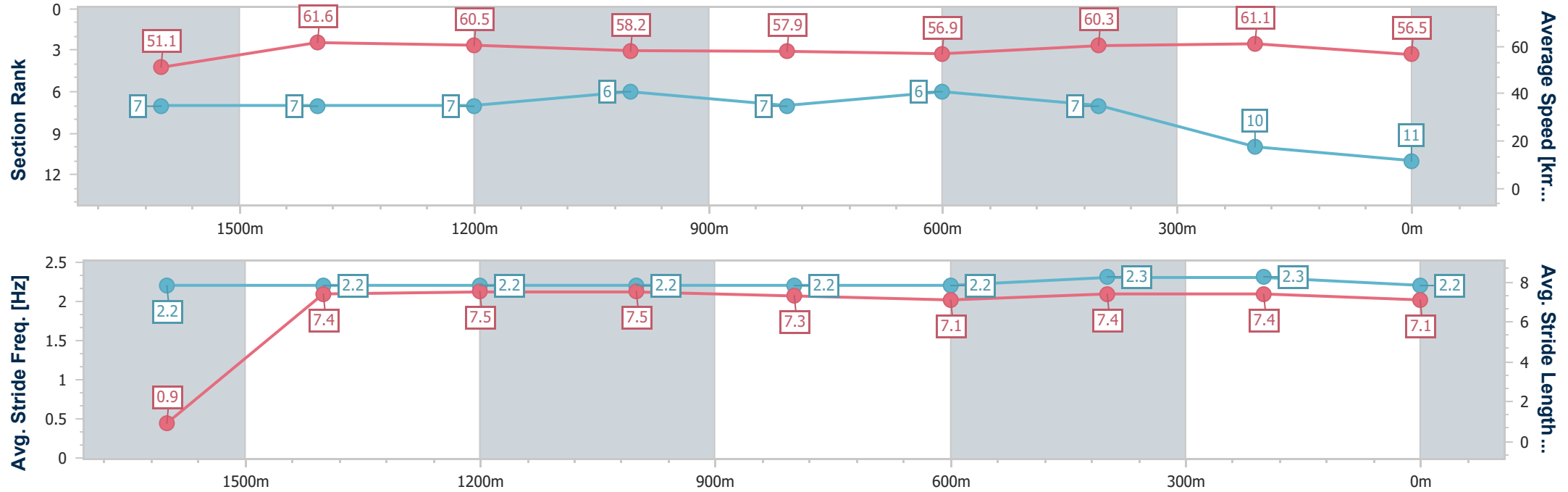


Eagle Farm QLD Professional  
Race 4: THE STAR STRADBROKE SEASON QTIS Three-Year-  
Old BENCHMARK 70 Handicap - 1800m  
07 May 2025 - 14:19  
Track Rating: Soft 6, Weather: Fine, Rail Position: +11m Entire



BRISBANE  
RACING CLUB

Section	Overall	1600m	1400m	1200m	1000m	800m	600m	400m	200m				
Section Times	1:52.65 [11] (0:14.25)	1:38.40 [7] (0:11.75)	1:26.65 [7] (0:11.98)	1:14.67 [7] (0:12.43)	1:02.24 [6] (0:12.67)	0:49.57 [7] (0:12.80)	0:36.77 [6] (0:12.16)	0:24.61 [7] (0:11.79)	0:12.82 [10] (0:12.82)				
Average Speed [km/h]	51.1	61.6	60.5	58.2	57.9	56.9	60.3	61.1	56.5				
Top Speed [km/h]	61.6	63.1	63.2	59.2	59.2	58.8	62.3	62.5	58.8				
Avg. Dist. to Rail [m]	5.7	2.7	3.0	3.7	4.1	3.4	3.6	6.0	7.1				
Avg. Stride Freq. [Hz]	2.2	2.2	2.2	2.2	2.2	2.2	2.3	2.3	2.2				
Avg. Stride Length [m]	0.9	7.4	7.5	7.5	7.3	7.1	7.4	7.4	7.1				





# Eagle Farm QLD Professional

## Race 5: LADBROKES FORM GENIUS BENCHMARK 68 Handicap - 1600m

07 May 2025 - 14:55



BRISBANE  
RACING CLUB

Track Rating: Soft 6, Weather: Fine, Rail Position: +11m Entire

Section						Overall	1400m	1200m	1000m	800m	600m	400m	Last 600m		
Field Times						1:37.12 (0:13.71)	1:23.41 (0:11.52)	1:11.89 (0:11.93)	0:59.96 (0:12.10)	0:47.86 (0:12.17)	0:35.69 (0:11.73)	0:23.96 (0:11.72)	0:35.69		
Rank	TAB	Horse/Jockey	Barrier	Top Speed [km/h]	Fastest Section									Distance Travelled [m]	
1	1	AKROTIRI	11	66.5	0:11.07	1:37.12 [1]	1:22.50 [11]	1:10.57 [11]	0:58.79 [11]	0:46.83 [11]	0:34.88 [11]	0:23.25 [11]	0:34.88		
		Tahlia Fenlon		400m	400m	(0:14.62)	(0:11.93)	(0:11.78)	(0:11.96)	(0:11.95)	(0:11.63)	(0:11.07)			
2	3	BOYS NIGHT OUT	3	64.5	0:11.42	1:37.18 [2]	1:23.03 [6]	1:11.36 [6]	0:59.41 [7]	0:47.46 [5]	0:35.44 [5]	0:23.72 [4]	0:35.44 +1		
		Andrew Mallyon		400m	400m	(0:14.15)	(0:11.67)	(0:11.95)	(0:11.95)	(0:12.02)	(0:11.72)	(0:11.42)			
3	6	MISS CHENERY	8	64.4	0:11.51	1:37.57 [3]	1:22.97 [10]	1:11.27 [9]	0:59.70 [8]	0:47.68 [8]	0:35.69 [8]	0:23.99 [7]	0:35.69 -5		
		Ryan Maloney		1200m	400m	(0:14.60)	(0:11.70)	(0:11.57)	(0:12.02)	(0:11.99)	(0:11.70)	(0:11.51)			
4	7	SMART AS SMART	10	65.9	0:11.61	1:37.57 [4]	1:23.12 [9]	1:11.18 [10]	0:59.53 [10]	0:47.51 [10]	0:35.42 [10]	0:23.77 [10]	0:35.42 -2		
		Cobi Vitler		1200m	400m	(0:14.45)	(0:11.94)	(0:11.65)	(0:12.02)	(0:12.09)	(0:11.65)	(0:11.61)			
5	9	KIND WISH	2	63.9	0:11.50	1:37.86 [5]	1:23.91 [3]	1:12.17 [5]	1:00.12 [6]	0:48.06 [7]	0:35.99 [7]	0:24.23 [8]	0:35.99 -3		
		Robbie Dolan		400m	400m	(0:13.95)	(0:11.74)	(0:12.05)	(0:12.06)	(0:12.07)	(0:11.76)	(0:11.50)			
6	5	CHO OYU	1	63.6	0:11.59	1:38.06 [6]	1:24.03 [5]	1:12.44 [4]	1:00.47 [5]	0:48.31 [6]	0:36.31 [6]	0:24.57 [5]	0:36.31 -6		
		Cody Collis		1400m	1400m	(0:14.03)	(0:11.59)	(0:11.97)	(0:12.16)	(0:12.00)	(0:11.74)	(0:11.74)			
7	2	PATMOS ISLAND	5	64.1	0:11.51	1:38.21 [7]	1:24.21 [4]	1:12.70 [3]	1:00.96 [2]	0:48.85 [2]	0:36.69 [2]	0:24.95 [2]	0:36.69 +1		
		Emily Lang		1400m	1400m	(0:14.00)	(0:11.51)	(0:11.74)	(0:12.11)	(0:12.16)	(0:11.74)	(0:11.77)			
8	12	YELLOWHAMMER	9	64.2	0:11.60	1:38.27 [8]	1:24.00 [7]	1:12.21 [8]	1:00.32 [9]	0:48.31 [9]	0:36.27 [9]	0:24.63 [9]	0:36.27 +1		
		Mark Du Plessis		600m	400m	(0:14.27)	(0:11.79)	(0:11.89)	(0:12.01)	(0:12.04)	(0:11.64)	(0:11.60)			
9	4	GOOD LIEUTENANT	4	64.8	0:11.52	1:38.43 [9]	1:24.72 [1]	1:13.20 [1]	1:01.27 [1]	0:49.17 [1]	0:37.00 [1]	0:25.27 [1]	0:37.00 -6		
		Cejay Graham		1400m	1400m	(0:13.71)	(0:11.52)	(0:11.93)	(0:12.10)	(0:12.17)	(0:11.73)	(0:12.02)			
10	10	TYPHOON TIP	6	65.0	0:11.59	1:38.49 [10]	1:24.70 [2]	1:13.11 [2]	1:01.13 [3]	0:48.96 [3]	0:36.78 [4]	0:24.94 [6]	0:36.78 -3		
		Nikita Beriman		1400m	1400m	(0:13.79)	(0:11.59)	(0:11.98)	(0:12.17)	(0:12.18)	(0:11.84)	(0:11.93)			

Scratched: Better Be Nordy (#8), Do It For You (#13)

Report Created: Wed 7 May 2025 15:38 GMT+10 (Note: Timing is based on position data)

Page 1/15

[ ] Ranking at each section and finish  
-:-:- No data available at this section  
NA No data available

SCN Saddle cloth number  
DNF Did not finish  
DNT Did not track

data processed by  TRIPLES DATA



## Eagle Farm QLD Professional

### Race 5: LADBROKES FORM GENIUS BENCHMARK 68 Handicap - 1600m

07 May 2025 - 14:55



BRISBANE  
RACING CLUB

Track Rating: Soft 6, Weather: Fine, Rail Position: +11m Entire

Section					Overall	1400m	1200m	1000m	800m	600m	400m	Last 600m		
Field Times					1:37.12 (0:13.71)	1:23.41 (0:11.52)	1:11.89 (0:11.93)	0:59.96 (0:12.10)	0:47.86 (0:12.17)	0:35.69 (0:11.73)	0:23.96 (0:11.72)	0:35.69		
Rank	TAB	Horse/Jockey	Barrier	Top Speed [km/h]	Fastest Section									Distance Travelled [m]
11	11	WONFORWAZZA	7	64.3	0:11.53	1:38.52 [11]	1:24.18 [8]	1:12.51 [7]	1:00.98 [4]	0:48.99 [4]	0:36.99 [3]	0:25.25 [3]	0:36.99	-2
		Bailey Wheeler		1200m	1200m	(0:14.34)	(0:11.67)	(0:11.53)	(0:11.99)	(0:12.00)	(0:11.74)	(0:11.83)		

Scratched: Better Be Nordy (#8), Do It For You (#13)



## Eagle Farm QLD Professional

### Race 5: LADBROKES FORM GENIUS BENCHMARK 68 Handicap - 1600m

07 May 2025 - 14:55



BRISBANE  
RACING CLUB

Track Rating: Soft 6, Weather: Fine, Rail Position: +11m Entire

Section Field Times				200m 0:12.24 (0:12.24)		Last 600m 0:35.69			
Rank	TAB	Horse/Jockey	Barrier	Top Speed [km/h]	Fastest Section	Margin			Distance Travelled [m]
1	1	AKROTIRI	11	66.5	0:11.07	0:12.18 [2]	1:37.12		0:34.88
		Tahlia Fenlon		400m	400m	(0:12.18)			
2	3	BOYS NIGHT OUT	3	64.5	0:11.42	0:12.30 [1]	0.38L		0:35.44 +1
		Andrew Mallyon		400m	400m	(0:12.30)			
3	6	MISS CHENERY	8	64.4	0:11.51	0:12.48 [4]	2.65L		0:35.69 -5
		Ryan Maloney		1200m	400m	(0:12.48)			
4	7	SMART AS SMART	10	65.9	0:11.61	0:12.16 [10]	2.66L		0:35.42 -2
		Cobi Vitler		1200m	400m	(0:12.16)			
5	9	KIND WISH	2	63.9	0:11.50	0:12.73 [6]	4.38L		0:35.99 -3
		Robbie Dolan		400m	400m	(0:12.73)			
6	5	CHO OYU	1	63.6	0:11.59	0:12.83 [8]	5.56L		0:36.31 -6
		Cody Collis		1400m	1400m	(0:12.83)			
7	2	PATMOS ISLAND	5	64.1	0:11.51	0:13.18 [3]	6.42L		0:36.69 +1
		Emily Lang		1400m	1400m	(0:13.18)			
8	12	YELLOWHAMMER	9	64.2	0:11.60	0:13.03 [9]	6.78L		0:36.27 +1
		Mark Du Plessis		600m	400m	(0:13.03)			
9	4	GOOD LIEUTENANT	4	64.8	0:11.52	0:13.25 [7]	7.73L		0:37.00 -6
		Cejay Graham		1400m	1400m	(0:13.25)			
10	10	TYPHOON TIP	6	65.0	0:11.59	0:13.01 [11]	8.06L		0:36.78 -3
		Nikita Beriman		1400m	1400m	(0:13.01)			

Scratched: Better Be Nordy (#8), Do It For You (#13)

Report Created: Wed 7 May 2025 15:38 GMT+10 (Note: Timing is based on position data)

Page 3/15

[ ] Ranking at each section and finish  
-:-:- No data available at this section  
NA No data available

SCN Saddle cloth number  
DNF Did not finish  
DNT Did not track

data processed by  TRIPLESDATA



## Eagle Farm QLD Professional

### Race 5: LADBROKES FORM GENIUS BENCHMARK 68 Handicap - 1600m

07 May 2025 - 14:55



BRISBANE  
RACING CLUB

Track Rating: Soft 6, Weather: Fine, Rail Position: +11m Entire

Section						200m	Last 600m				
Field Times						0:12.24 (0:12.24)	0:35.69				
Rank	TAB	Horse/Jockey	Barrier	Top Speed [km/h]	Fastest Section	Margin				Distance Travelled [m]	
11	11	WONFORWAZZA	7	64.3	0:11.53	0:13.42 [5]	8.27L			0:36.99	-2
		Bailey Wheeler		1200m	1200m	(0:13.42)					

Scratched: Better Be Nordy (#8), Do It For You (#13)





Horse/Jockey Name	Akrotiri
Final Rank	1
Fastest Section Time (Section)	0:11.07 (400m)
Top Speed [km/h] (Section)	66.5 (400m)
Race State	Finished



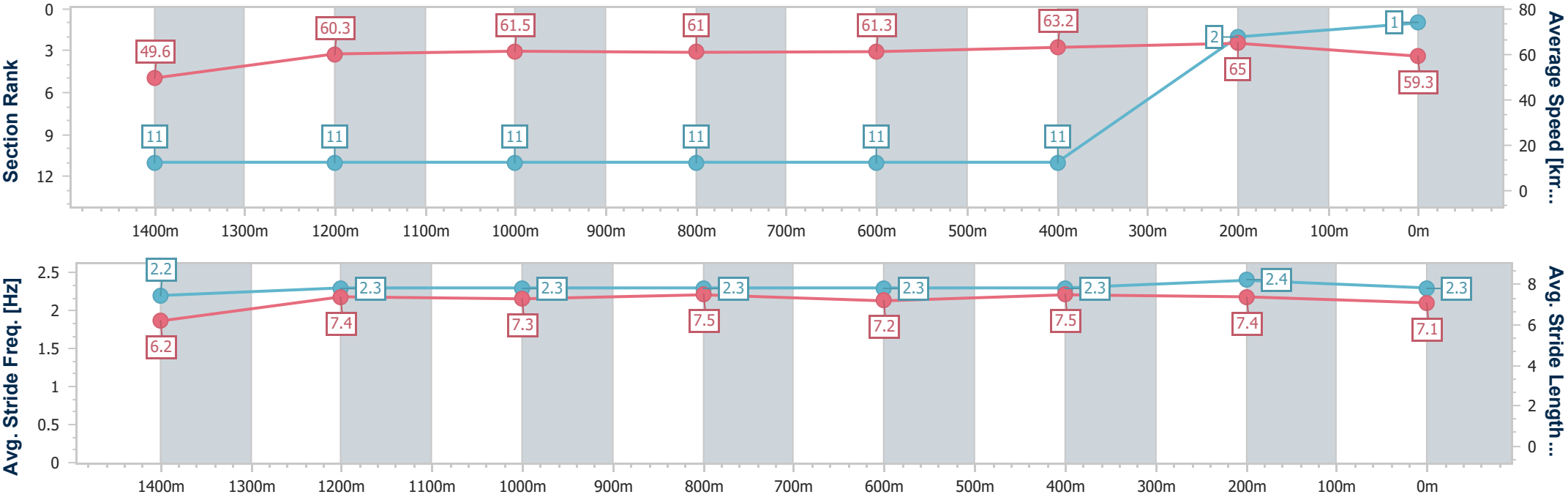
Eagle Farm QLD Professional  
Race 5: LADBROKES FORM GENIUS BENCHMARK 68  
Handicap - 1600m  
07 May 2025 - 14:55



BRISBANE  
RACING CLUB

Track Rating: Soft 6, Weather: Fine, Rail Position: +11m Entire

Section	Overall	1400m	1200m	1000m	800m	600m	400m	200m					
Section Times	1:37.12 [1] (0:14.62)	1:22.50 [11] (0:11.93)	1:10.57 [11] (0:11.78)	0:58.79 [11] (0:11.96)	0:46.83 [11] (0:11.95)	0:34.88 [11] (0:11.63)	0:23.25 [11] (0:11.07)	0:12.18 [2] (0:12.18)					
Average Speed [km/h]	49.6	60.3	61.5	61.0	61.3	63.2	65.0	59.3					
Top Speed [km/h]	62.1	61.9	63.8	62.2	62.1	64.5	66.5	64.5					
Avg. Dist. to Rail [m]	8.7	3.1	2.8	2.9	3.5	4.2	6.6	4.6					
Avg. Stride Freq. [Hz]	2.2	2.3	2.3	2.3	2.3	2.3	2.4	2.3					
Avg. Stride Length [m]	6.2	7.4	7.3	7.5	7.2	7.5	7.4	7.1					





Horse/Jockey Name	Boys Night Out
Final Rank	2
Fastest Section Time (Section)	0:11.42 (400m)
Top Speed [km/h] (Section)	64.5 (400m)
Race State	Finished



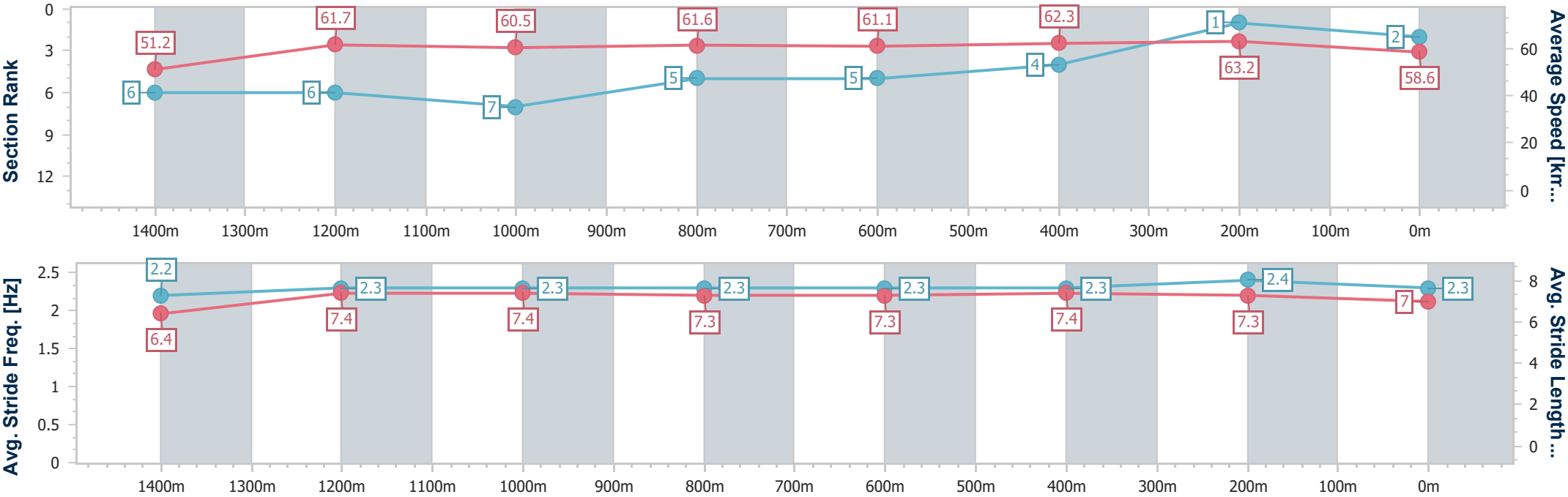
Eagle Farm QLD Professional  
Race 5: LADBROKES FORM GENIUS BENCHMARK 68  
Handicap - 1600m  
07 May 2025 - 14:55



BRISBANE  
RACING CLUB

Track Rating: Soft 6, Weather: Fine, Rail Position: +11m Entire

Section	Overall	1400m	1200m	1000m	800m	600m	400m	200m					
Section Times	1:37.18 [2] (0:14.15)	1:23.03 [6] (0:11.67)	1:11.36 [6] (0:11.95)	0:59.41 [7] (0:11.95)	0:47.46 [5] (0:12.02)	0:35.44 [5] (0:11.72)	0:23.72 [4] (0:11.42)	0:12.30 [1] (0:12.30)					
Average Speed [km/h]	51.2	61.7	60.5	61.6	61.1	62.3	63.2	58.6					
Top Speed [km/h]	61.8	62.9	62.7	62.1	61.8	63.8	64.5	61.3					
Avg. Dist. to Rail [m]	3.8	2.7	3.6	4.4	3.9	3.5	4.5	3.2					
Avg. Stride Freq. [Hz]	2.2	2.3	2.3	2.3	2.3	2.3	2.4	2.3					
Avg. Stride Length [m]	6.4	7.4	7.4	7.3	7.3	7.4	7.3	7.0					





Horse/Jockey Name	Miss Chenery
Final Rank	3
Fastest Section Time (Section)	0:11.51 (400m)
Top Speed [km/h] (Section)	64.4 (1200m)
Race State	Finished



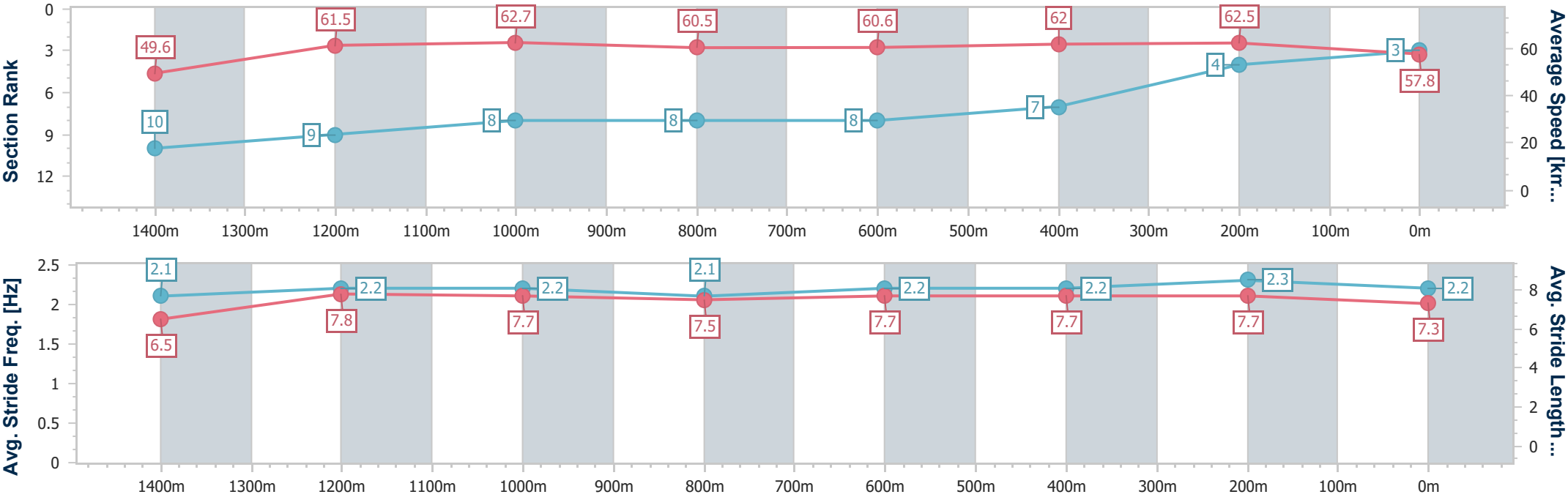
Eagle Farm QLD Professional  
Race 5: LADBROKES FORM GENIUS BENCHMARK 68  
Handicap - 1600m  
07 May 2025 - 14:55



BRISBANE  
RACING CLUB

Track Rating: Soft 6, Weather: Fine, Rail Position: +11m Entire

Section	Overall	1400m	1200m	1000m	800m	600m	400m	200m					
Section Times	1:37.57 [3] (0:14.60)	1:22.97 [10] (0:11.70)	1:11.27 [9] (0:11.57)	0:59.70 [8] (0:12.02)	0:47.68 [8] (0:11.99)	0:35.69 [8] (0:11.70)	0:23.99 [7] (0:11.51)	0:12.48 [4] (0:12.48)					
Average Speed [km/h]	49.6	61.5	62.7	60.5	60.6	62.0	62.5	57.8					
Top Speed [km/h]	62.2	62.9	64.4	61.0	60.8	63.5	64.4	60.8					
Avg. Dist. to Rail [m]	6.0	1.6	2.3	2.6	2.1	1.6	2.7	2.5					
Avg. Stride Freq. [Hz]	2.1	2.2	2.2	2.1	2.2	2.2	2.3	2.2					
Avg. Stride Length [m]	6.5	7.8	7.7	7.5	7.7	7.7	7.7	7.3					





Horse/Jockey Name	Smart As Smart
Final Rank	4
Fastest Section Time (Section)	0:11.61 (400m)
Top Speed [km/h] (Section)	65.9 (1200m)
Race State	Finished



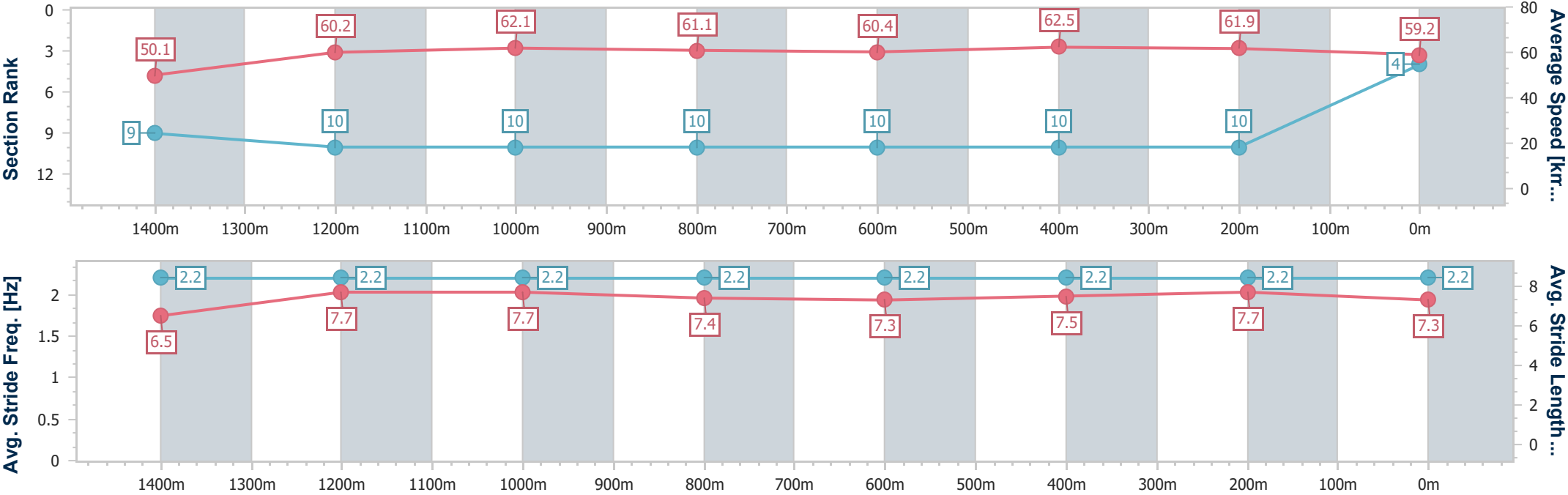
Eagle Farm QLD Professional  
Race 5: LADBROKES FORM GENIUS BENCHMARK 68  
Handicap - 1600m  
07 May 2025 - 14:55



BRISBANE  
RACING CLUB

Track Rating: Soft 6, Weather: Fine, Rail Position: +11m Entire

Section	Overall	1400m	1200m	1000m	800m	600m	400m	200m					
Section Times	1:37.57 [4] (0:14.45)	1:23.12 [9] (0:11.94)	1:11.18 [10] (0:11.65)	0:59.53 [10] (0:12.02)	0:47.51 [10] (0:12.09)	0:35.42 [10] (0:11.65)	0:23.77 [10] (0:11.61)	0:12.16 [10] (0:12.16)					
Average Speed [km/h]	50.1	60.2	62.1	61.1	60.4	62.5	61.9	59.2					
Top Speed [km/h]	61.9	62.3	65.9	61.8	61.3	63.8	63.9	61.5					
Avg. Dist. to Rail [m]	7.1	2.7	3.3	3.5	2.9	2.4	5.5	5.7					
Avg. Stride Freq. [Hz]	2.2	2.2	2.2	2.2	2.2	2.2	2.2	2.2					
Avg. Stride Length [m]	6.5	7.7	7.7	7.4	7.3	7.5	7.7	7.3					





Horse/Jockey Name	Kind Wish
Final Rank	5
Fastest Section Time (Section)	0:11.50 (400m)
Top Speed [km/h] (Section)	63.9 (400m)
Race State	Finished



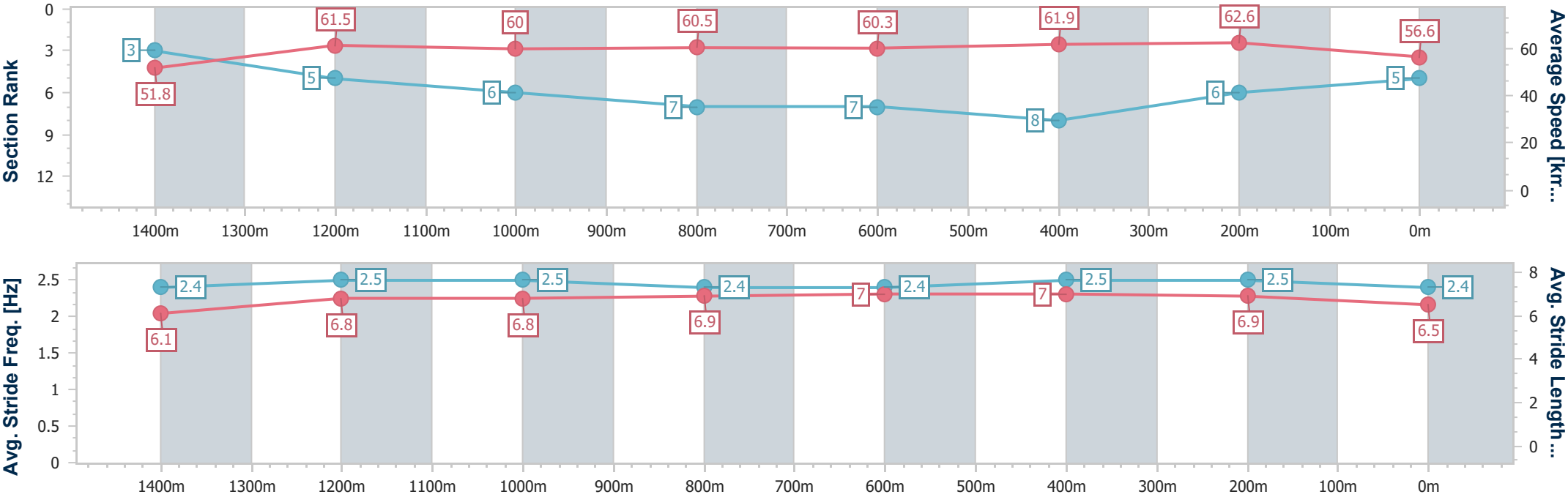
Eagle Farm QLD Professional  
Race 5: LADBROKES FORM GENIUS BENCHMARK 68  
Handicap - 1600m  
07 May 2025 - 14:55



BRISBANE  
RACING CLUB

Track Rating: Soft 6, Weather: Fine, Rail Position: +11m Entire

Section	Overall	1400m	1200m	1000m	800m	600m	400m	200m					
Section Times	1:37.86 [5] (0:13.95)	1:23.91 [3] (0:11.74)	1:12.17 [5] (0:12.05)	1:00.12 [6] (0:12.06)	0:48.06 [7] (0:12.07)	0:35.99 [7] (0:11.76)	0:24.23 [8] (0:11.50)	0:12.73 [6] (0:12.73)					
Average Speed [km/h]	51.8	61.5	60.0	60.5	60.3	61.9	62.6	56.6					
Top Speed [km/h]	62.8	62.7	61.2	61.1	61.3	63.0	63.9	60.5					
Avg. Dist. to Rail [m]	2.6	2.3	3.6	3.3	2.1	2.6	5.7	4.6					
Avg. Stride Freq. [Hz]	2.4	2.5	2.5	2.4	2.4	2.5	2.5	2.4					
Avg. Stride Length [m]	6.1	6.8	6.8	6.9	7.0	7.0	6.9	6.5					





Horse/Jockey Name	Cho Oyu
Final Rank	6
Fastest Section Time (Section)	0:11.59 (1400m)
Top Speed [km/h] (Section)	63.6 (1400m)
Race State	Finished



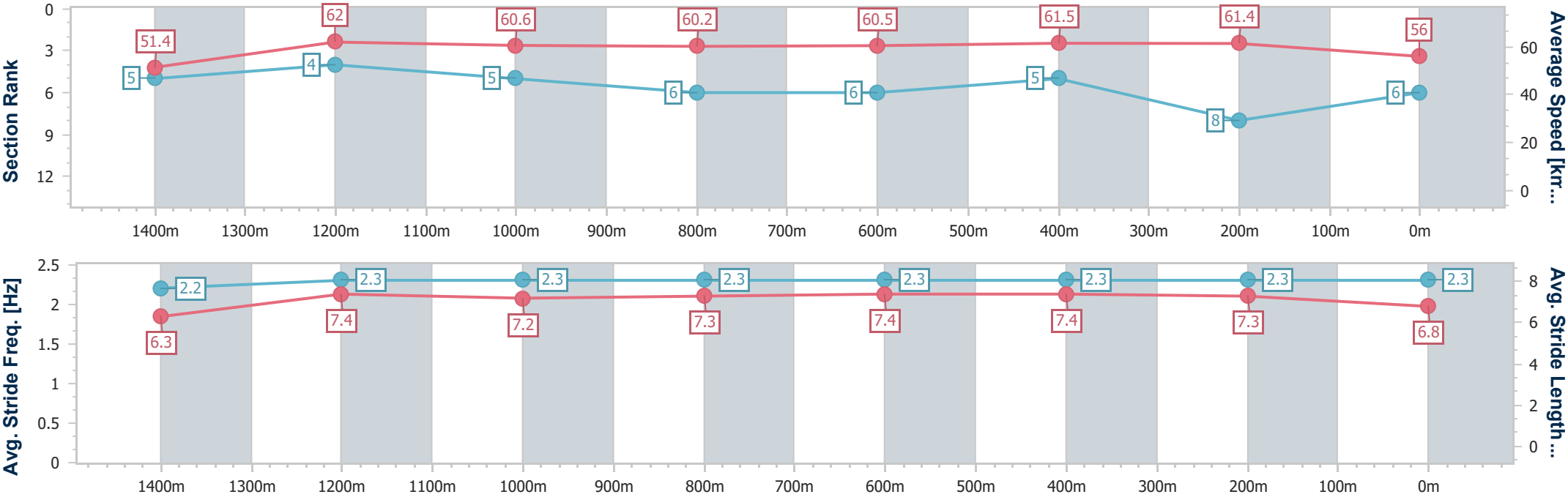
Eagle Farm QLD Professional  
Race 5: LADBROKES FORM GENIUS BENCHMARK 68  
Handicap - 1600m  
07 May 2025 - 14:55



BRISBANE  
RACING CLUB

Track Rating: Soft 6, Weather: Fine, Rail Position: +11m Entire

Section	Overall	1400m	1200m	1000m	800m	600m	400m	200m					
Section Times	1:38.06 [6] (0:14.03)	1:24.03 [5] (0:11.59)	1:12.44 [4] (0:11.97)	1:00.47 [5] (0:12.16)	0:48.31 [6] (0:12.00)	0:36.31 [6] (0:11.74)	0:24.57 [5] (0:11.74)	0:12.83 [8] (0:12.83)					
Average Speed [km/h]	51.4	62.0	60.6	60.2	60.5	61.5	61.4	56.0					
Top Speed [km/h]	62.6	63.6	61.4	61.0	61.4	62.9	62.7	59.4					
Avg. Dist. to Rail [m]	1.2	1.0	2.2	3.2	2.0	1.1	1.3	1.3					
Avg. Stride Freq. [Hz]	2.2	2.3	2.3	2.3	2.3	2.3	2.3	2.3					
Avg. Stride Length [m]	6.3	7.4	7.2	7.3	7.4	7.4	7.3	6.8					





Horse/Jockey Name	Patmos Island
Final Rank	7
Fastest Section Time (Section)	0:11.51 (1400m)
Top Speed [km/h] (Section)	64.1 (1400m)
Race State	Finished



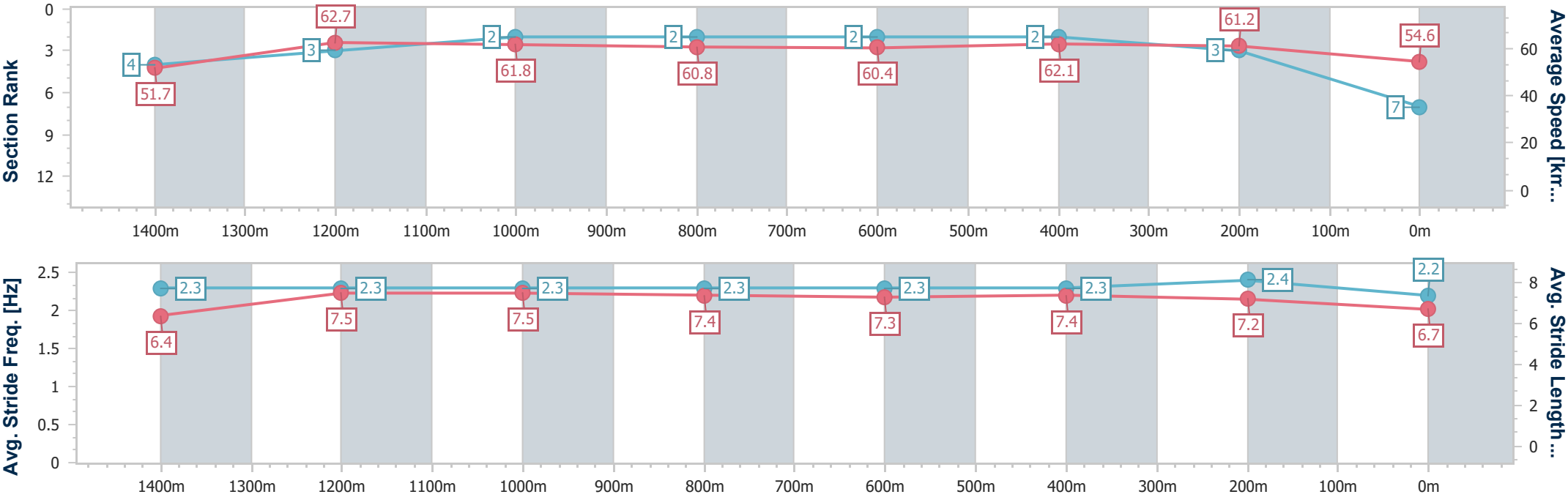
Eagle Farm QLD Professional  
Race 5: LADBROKES FORM GENIUS BENCHMARK 68  
Handicap - 1600m  
07 May 2025 - 14:55



BRISBANE  
RACING CLUB

Track Rating: Soft 6, Weather: Fine, Rail Position: +11m Entire

Section	Overall	1400m	1200m	1000m	800m	600m	400m	200m					
Section Times	1:38.21 [7] (0:14.00)	1:24.21 [4] (0:11.51)	1:12.70 [3] (0:11.74)	1:00.96 [2] (0:12.11)	0:48.85 [2] (0:12.16)	0:36.69 [2] (0:11.74)	0:24.95 [2] (0:11.77)	0:13.18 [3] (0:13.18)					
Average Speed [km/h]	51.7	62.7	61.8	60.8	60.4	62.1	61.2	54.6					
Top Speed [km/h]	63.3	64.1	62.2	61.1	61.6	62.9	63.4	59.1					
Avg. Dist. to Rail [m]	5.2	3.5	4.7	4.9	4.7	2.6	1.6	1.4					
Avg. Stride Freq. [Hz]	2.3	2.3	2.3	2.3	2.3	2.3	2.4	2.2					
Avg. Stride Length [m]	6.4	7.5	7.5	7.4	7.3	7.4	7.2	6.7					





Horse/Jockey Name	Yellowhammer
Final Rank	8
Fastest Section Time (Section)	0:11.60 (400m)
Top Speed [km/h] (Section)	64.2 (600m)
Race State	Finished



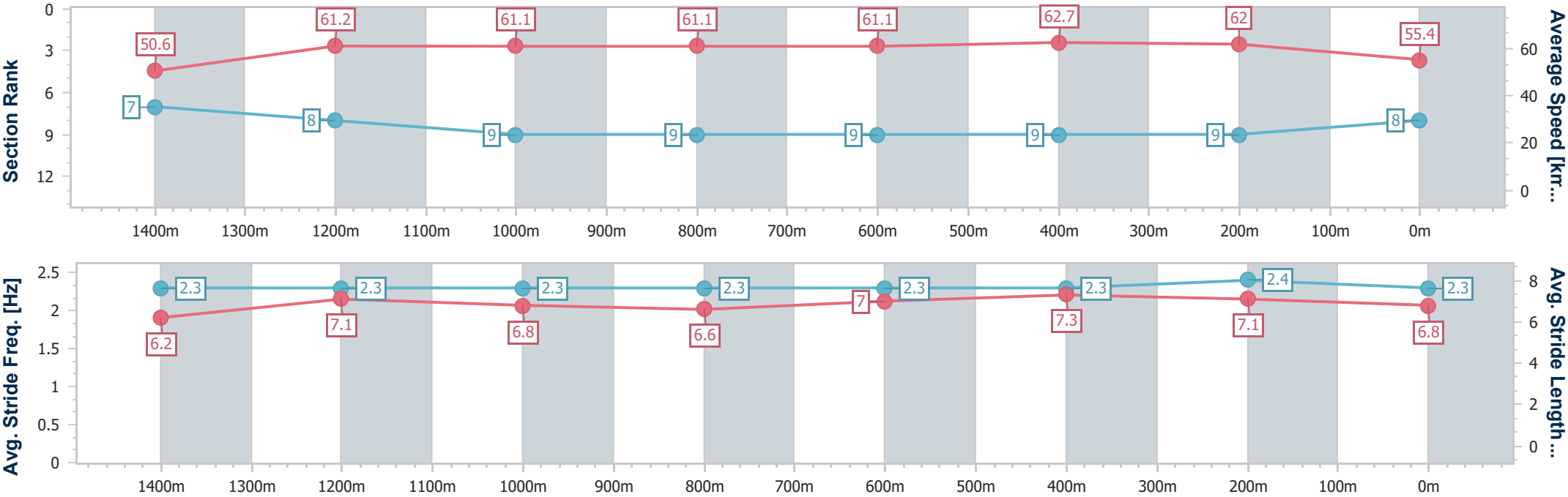
Eagle Farm QLD Professional  
Race 5: LADBROKES FORM GENIUS BENCHMARK 68  
Handicap - 1600m  
07 May 2025 - 14:55



BRISBANE  
RACING CLUB

Track Rating: Soft 6, Weather: Fine, Rail Position: +11m Entire

Section	Overall	1400m	1200m	1000m	800m	600m	400m	200m					
Section Times	1:38.27 [8] (0:14.27)	1:24.00 [7] (0:11.79)	1:12.21 [8] (0:11.89)	1:00.32 [9] (0:12.01)	0:48.31 [9] (0:12.04)	0:36.27 [9] (0:11.64)	0:24.63 [9] (0:11.60)	0:13.03 [9] (0:13.03)					
Average Speed [km/h]	50.6	61.2	61.1	61.1	61.1	62.7	62.0	55.4					
Top Speed [km/h]	61.4	63.3	63.2	62.3	61.3	64.2	64.2	59.5					
Avg. Dist. to Rail [m]	6.6	3.0	5.0	4.7	3.8	3.7	5.4	4.9					
Avg. Stride Freq. [Hz]	2.3	2.3	2.3	2.3	2.3	2.3	2.4	2.3					
Avg. Stride Length [m]	6.2	7.1	6.8	6.6	7.0	7.3	7.1	6.8					







Horse/Jockey Name	Good Lieutenant
Final Rank	9
Fastest Section Time (Section)	0:11.52 (1400m)
Top Speed [km/h] (Section)	64.8 (1400m)
Race State	Finished



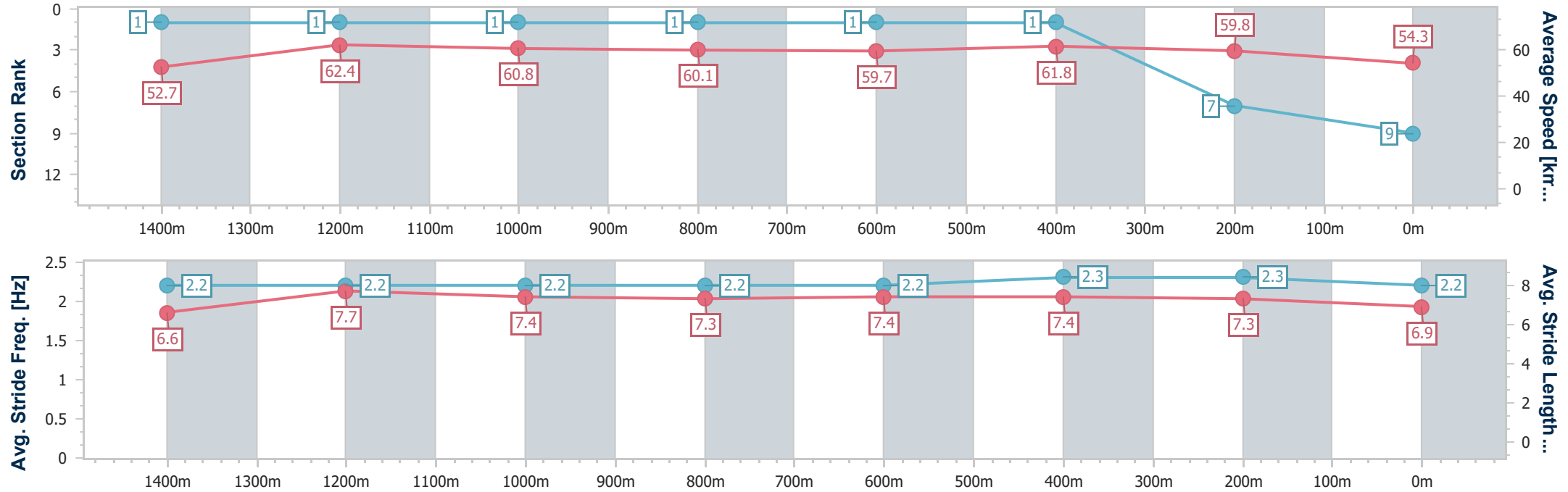
Eagle Farm QLD Professional  
Race 5: LADBROKES FORM GENIUS BENCHMARK 68  
Handicap - 1600m  
07 May 2025 - 14:55



BRISBANE  
RACING CLUB

Track Rating: Soft 6, Weather: Fine, Rail Position: +11m Entire

Section	Overall	1400m	1200m	1000m	800m	600m	400m	200m					
Section Times	1:38.43 [9] (0:13.71)	1:24.72 [1] (0:11.52)	1:13.20 [1] (0:11.93)	1:01.27 [1] (0:12.10)	0:49.17 [1] (0:12.17)	0:37.00 [1] (0:11.73)	0:25.27 [1] (0:12.02)	0:13.25 [7] (0:13.25)					
Average Speed [km/h]	52.7	62.4	60.8	60.1	59.7	61.8	59.8	54.3					
Top Speed [km/h]	63.7	64.8	61.4	60.7	61.3	62.0	61.8	57.5					
Avg. Dist. to Rail [m]	3.1	1.6	2.5	2.6	2.1	1.2	0.5	0.2					
Avg. Stride Freq. [Hz]	2.2	2.2	2.2	2.2	2.2	2.3	2.3	2.2					
Avg. Stride Length [m]	6.6	7.7	7.4	7.3	7.4	7.4	7.3	6.9					





Horse/Jockey Name	Typhoon Tip
Final Rank	10
Fastest Section Time (Section)	0:11.59 (1400m)
Top Speed [km/h] (Section)	65.0 (1400m)
Race State	Finished



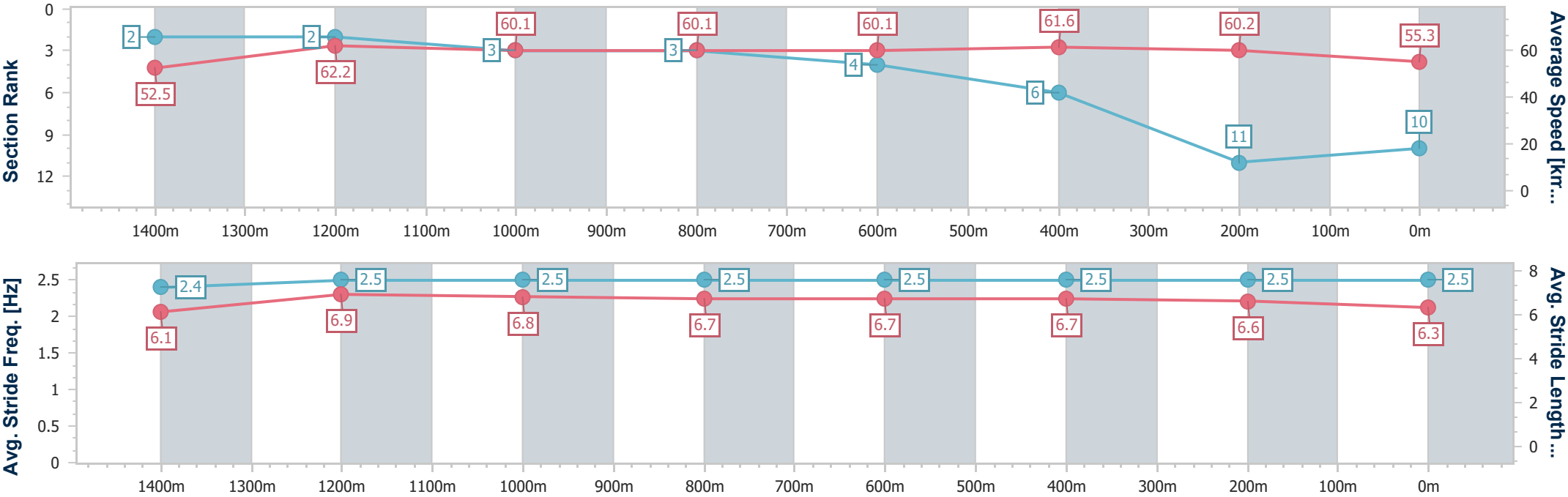
Eagle Farm QLD Professional  
Race 5: LADBROKES FORM GENIUS BENCHMARK 68  
Handicap - 1600m  
07 May 2025 - 14:55



BRISBANE  
RACING CLUB

Track Rating: Soft 6, Weather: Fine, Rail Position: +11m Entire

Section	Overall	1400m	1200m	1000m	800m	600m	400m	200m					
Section Times	1:38.49 [10] (0:13.79)	1:24.70 [2] (0:11.59)	1:13.11 [2] (0:11.98)	1:01.13 [3] (0:12.17)	0:48.96 [3] (0:12.18)	0:36.78 [4] (0:11.84)	0:24.94 [6] (0:11.93)	0:13.01 [11] (0:13.01)					
Average Speed [km/h]	52.5	62.2	60.1	60.1	60.1	61.6	60.2	55.3					
Top Speed [km/h]	64.8	65.0	61.3	60.5	60.5	63.2	63.4	57.4					
Avg. Dist. to Rail [m]	5.8	2.4	3.0	2.8	3.6	2.7	3.9	4.1					
Avg. Stride Freq. [Hz]	2.4	2.5	2.5	2.5	2.5	2.5	2.5	2.5					
Avg. Stride Length [m]	6.1	6.9	6.8	6.7	6.7	6.7	6.6	6.3					





Horse/Jockey Name	Wonforwazza
Final Rank	11
Fastest Section Time (Section)	0:11.53 (1200m)
Top Speed [km/h] (Section)	64.3 (1200m)
Race State	Finished



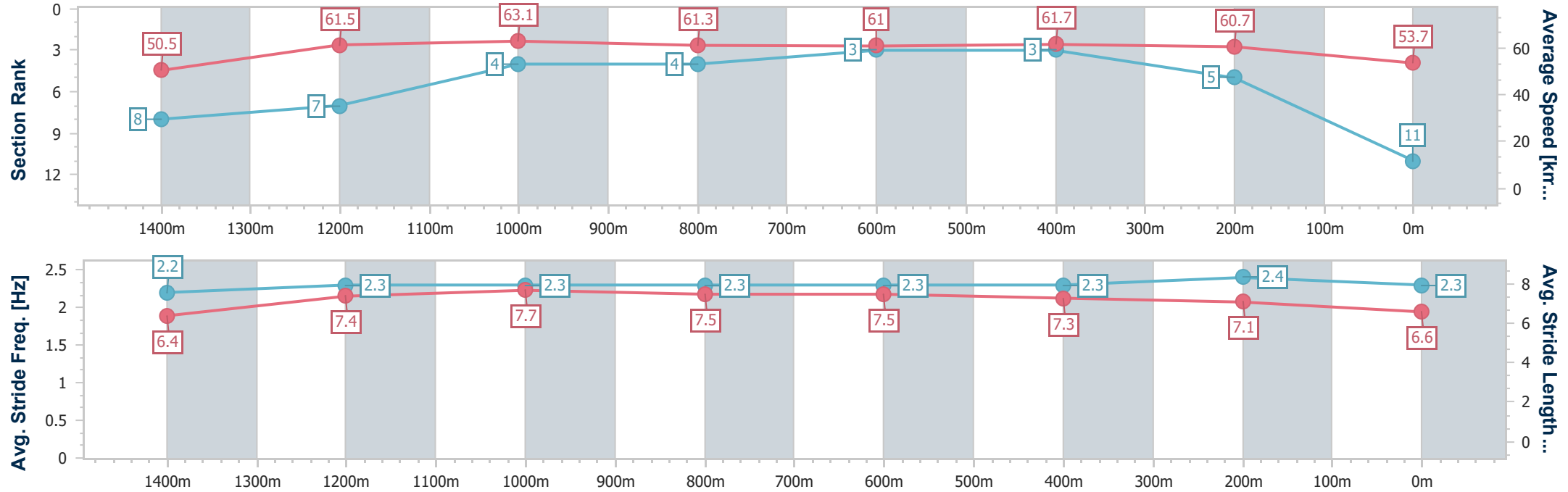
Eagle Farm QLD Professional  
Race 5: LADBROKES FORM GENIUS BENCHMARK 68  
Handicap - 1600m  
07 May 2025 - 14:55



BRISBANE  
RACING CLUB

Track Rating: Soft 6, Weather: Fine, Rail Position: +11m Entire

Section	Overall	1400m	1200m	1000m	800m	600m	400m	200m					
Section Times	1:38.52 [11] (0:14.34)	1:24.18 [8] (0:11.67)	1:12.51 [7] (0:11.53)	1:00.98 [4] (0:11.99)	0:48.99 [4] (0:12.00)	0:36.99 [3] (0:11.74)	0:25.25 [3] (0:11.83)	0:13.42 [5] (0:13.42)					
Average Speed [km/h]	50.5	61.5	63.1	61.3	61.0	61.7	60.7	53.7					
Top Speed [km/h]	63.4	62.6	64.3	61.9	61.2	63.6	63.8	57.9					
Avg. Dist. to Rail [m]	4.7	1.3	5.3	4.8	2.8	1.6	2.0	2.0					
Avg. Stride Freq. [Hz]	2.2	2.3	2.3	2.3	2.3	2.3	2.4	2.3					
Avg. Stride Length [m]	6.4	7.4	7.7	7.5	7.5	7.3	7.1	6.6					





**Eagle Farm QLD Professional**  
**Race 6: SKY RACING Class 4 Handicap - 1400m**  
**07 May 2025 - 15:28**



Track Rating: Soft 6, Weather: Fine, Rail Position: +11m Entire

Section					Overall	1200m	1000m	800m	600m	400m	Last 600m		
Field Times					1:24.67 (0:13.88)	1:10.79 (0:11.21)	0:59.58 (0:11.88)	0:47.70 (0:11.87)	0:35.83 (0:11.64)	0:24.19 (0:11.76)	0:35.83		
Rank	TAB	Horse/Jockey	Barrier	Top Speed [km/h]	Fastest Section								Distance Travelled [m]
1	2	OCTOBER	7	65.9	0:11.23	1:24.67 [1]	1:10.65 [2]	0:59.42 [2]	0:47.54 [2]	0:35.55 [2]	0:23.86 [3]	0:35.55	
		Emily Lang		1200m	1200m	(0:14.02)	(0:11.23)	(0:11.88)	(0:11.99)	(0:11.69)	(0:11.53)		
2	4	CASTILLIAN	2	64.6	0:11.39	1:24.68 [2]	1:10.47 [4]	0:59.08 [4]	0:47.27 [4]	0:35.43 [4]	0:23.90 [2]	0:35.43	-1
		Ryan Maloney		400m	1200m	(0:14.21)	(0:11.39)	(0:11.81)	(0:11.84)	(0:11.53)	(0:11.53)		
3	10	JEALOUS	5	65.7	0:11.36	1:24.84 [3]	1:10.36 [6]	0:58.64 [7]	0:46.76 [9]	0:34.95 [9]	0:23.59 [9]	0:34.95	+3
		Mark Du Plessis		600m	600m	(0:14.48)	(0:11.72)	(0:11.88)	(0:11.81)	(0:11.36)	(0:11.57)		
4	5	KODIAK	4	64.8	0:11.21	1:24.89 [4]	1:11.01 [1]	0:59.80 [1]	0:47.92 [1]	0:36.05 [1]	0:24.41 [1]	0:36.05	-2
		Angela Jones		1200m	1200m	(0:13.88)	(0:11.21)	(0:11.88)	(0:11.87)	(0:11.64)	(0:11.76)		
5	11	WANDA'S OUTLAW	1	63.9	0:11.52	1:24.99 [5]	1:10.49 [7]	0:58.97 [6]	0:47.20 [6]	0:35.51 [5]	0:23.95 [5]	0:35.51	-4
		Ron Stewart		400m	1200m	(0:14.50)	(0:11.52)	(0:11.77)	(0:11.69)	(0:11.56)	(0:11.61)		
6	6	SIZZLE MINIZZLE	10	65.2	0:11.34	1:25.12 [6]	1:10.40 [9]	0:58.73 [9]	0:47.04 [8]	0:35.32 [7]	0:23.98 [7]	0:35.32	-2
		Luke Dempsey		600m	600m	(0:14.72)	(0:11.67)	(0:11.69)	(0:11.72)	(0:11.34)	(0:11.48)		
7	14	SPILLS	3	65.3	0:11.40	1:25.40 [7]	1:11.35 [3]	0:59.95 [3]	0:48.08 [3]	0:36.20 [3]	0:24.51 [4]	0:36.20	-2
		Tahlia Fenlon		Overall	1200m	(0:14.05)	(0:11.40)	(0:11.87)	(0:11.88)	(0:11.69)	(0:11.86)		
8	3	MENAZZI	8	65.2	0:11.45	1:25.58 [8]	1:11.28 [5]	0:59.69 [5]	0:47.85 [5]	0:35.95 [6]	0:24.50 [6]	0:35.95	+3
		Kyle Wilson-Taylor		600m	600m	(0:14.30)	(0:11.59)	(0:11.84)	(0:11.90)	(0:11.45)	(0:11.61)		
9	1	BOHEMIAN LAD	9	65.7	0:11.31	1:25.65 [9]	1:11.01 [8]	0:59.32 [8]	0:47.59 [7]	0:35.80 [8]	0:24.49 [8]	0:35.80	+11
		Noel Callow		600m	600m	(0:14.64)	(0:11.69)	(0:11.73)	(0:11.79)	(0:11.31)	(0:11.51)		

Scratched: Diana's Affair (#9), Too Hard To Refuse (#7), Shadow Cruiser (#13), Connewarre (#8), Half Crown (#12)



**Eagle Farm QLD Professional**  
**Race 6: SKY RACING Class 4 Handicap - 1400m**  
**07 May 2025 - 15:28**



Track Rating: Soft 6, Weather: Fine, Rail Position: +11m Entire

Section Field Times				200m 0:12.43 (0:12.43)		Last 600m 0:35.83			
Rank	TAB	Horse/Jockey	Barrier	Top Speed [km/h]	Fastest Section	Margin			Distance Travelled [m]
1	2	<b>OCTOBER</b> Emily Lang	7	65.9 1200m	0:11.23 1200m	0:12.33 [3] (0:12.33)	1:24.67	0:35.55	
2	4	<b>CASTILLIAN</b> Ryan Maloney	2	64.6 400m	0:11.39 1200m	0:12.37 [2] (0:12.37)	0.06L	0:35.43	-1
3	10	<b>JEALOUS</b> Mark Du Plessis	5	65.7 600m	0:11.36 600m	0:12.02 [9] (0:12.02)	1.01L	0:34.95	+3
4	5	<b>KODIAK</b> Angela Jones	4	64.8 1200m	0:11.21 1200m	0:12.65 [1] (0:12.65)	1.3L	0:36.05	-2
5	11	<b>WANDA'S OUTLAW</b> Ron Stewart	1	63.9 400m	0:11.52 1200m	0:12.34 [5] (0:12.34)	1.85L	0:35.51	-4
6	6	<b>SIZZLE MINIZZLE</b> Luke Dempsey	10	65.2 600m	0:11.34 600m	0:12.50 [4] (0:12.50)	2.66L	0:35.32	-2
7	14	<b>SPILLS</b> Tahlia Fenlon	3	65.3 Overall	0:11.40 1200m	0:12.65 [8] (0:12.65)	4.25L	0:36.20	-2
8	3	<b>MENAZZI</b> Kyle Wilson-Taylor	8	65.2 600m	0:11.45 600m	0:12.89 [7] (0:12.89)	5.36L	0:35.95	+3
9	1	<b>BOHEMIAN LAD</b> Noel Callow	9	65.7 600m	0:11.31 600m	0:12.98 [6] (0:12.98)	5.74L	0:35.80	+11

Scratched: Diana's Affair (#9), Too Hard To Refuse (#7), Shadow Cruiser (#13), Connewarre (#8), Half Crown (#12)



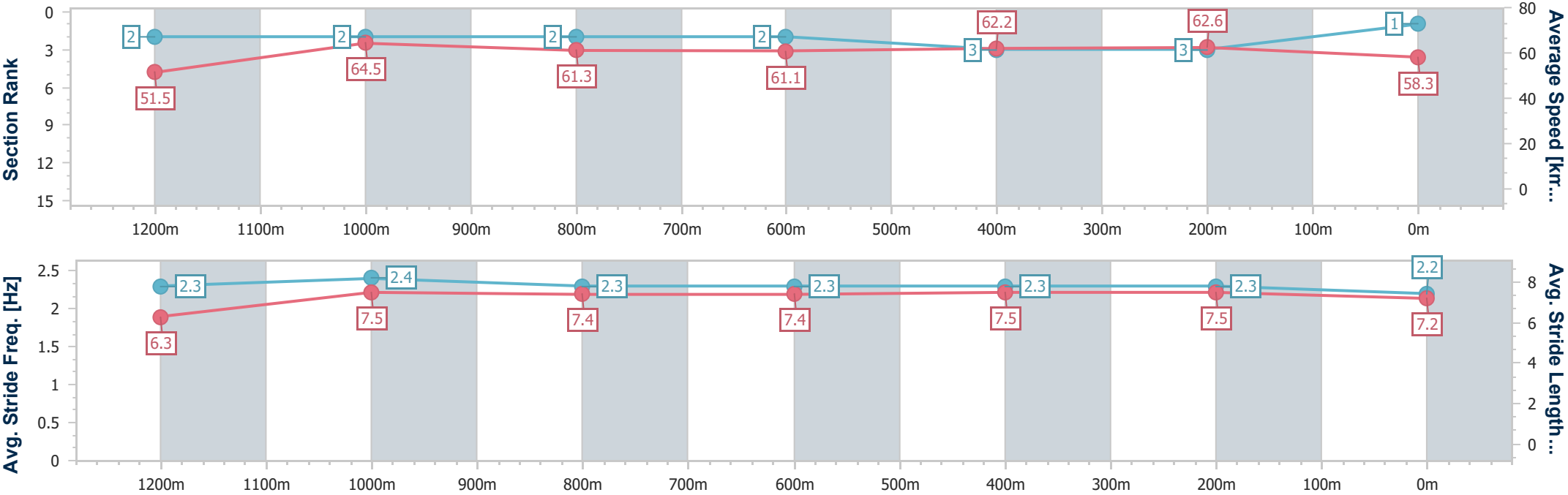
Horse/Jockey Name	October
Final Rank	1
Fastest Section Time (Section)	0:11.23 (1200m)
Top Speed [km/h] (Section)	65.9 (1200m)
Race State	Finished



Eagle Farm QLD Professional  
Race 6: SKY RACING Class 4 Handicap - 1400m  
07 May 2025 - 15:28  
Track Rating: Soft 6, Weather: Fine, Rail Position: +11m Entire



Section	Overall	1200m	1000m	800m	600m	400m	200m						
Section Times	1:24.67 [1] (0:14.02)	1:10.65 [2] (0:11.23)	0:59.42 [2] (0:11.88)	0:47.54 [2] (0:11.99)	0:35.55 [2] (0:11.69)	0:23.86 [3] (0:11.53)	0:12.33 [3] (0:12.33)						
Average Speed [km/h]	51.5	64.5	61.3	61.1	62.2	62.6	58.3						
Top Speed [km/h]	64.9	65.9	63.5	61.9	63.8	64.0	60.9						
Avg. Dist. to Rail [m]	5.5	3.7	3.0	3.4	1.9	2.1	2.0						
Avg. Stride Freq. [Hz]	2.3	2.4	2.3	2.3	2.3	2.3	2.2						
Avg. Stride Length [m]	6.3	7.5	7.4	7.4	7.5	7.5	7.2						





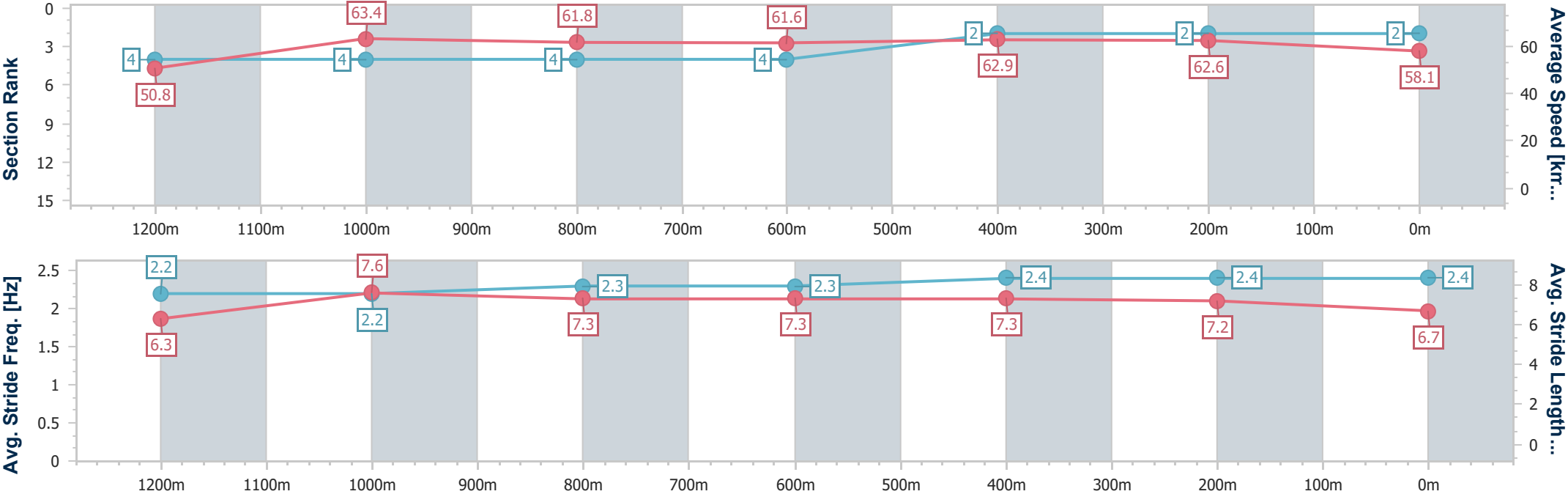
Horse/Jockey Name	Castillian
Final Rank	2
Fastest Section Time (Section)	0:11.39 (1200m)
Top Speed [km/h] (Section)	64.6 (400m)
Race State	Finished



Eagle Farm QLD Professional  
Race 6: SKY RACING Class 4 Handicap - 1400m  
07 May 2025 - 15:28  
Track Rating: Soft 6, Weather: Fine, Rail Position: +11m Entire



Section	Overall	1200m	1000m	800m	600m	400m	200m						
Section Times	1:24.68 [2] (0:14.21)	1:10.47 [4] (0:11.39)	0:59.08 [4] (0:11.81)	0:47.27 [4] (0:11.84)	0:35.43 [4] (0:11.53)	0:23.90 [2] (0:11.53)	0:12.37 [2] (0:12.37)						
Average Speed [km/h]	50.8	63.4	61.8	61.6	62.9	62.6	58.1						
Top Speed [km/h]	62.4	63.7	63.2	62.4	64.4	64.6	60.3						
Avg. Dist. to Rail [m]	3.3	2.3	2.6	2.8	2.2	2.7	2.8						
Avg. Stride Freq. [Hz]	2.2	2.2	2.3	2.3	2.4	2.4	2.4						
Avg. Stride Length [m]	6.3	7.6	7.3	7.3	7.3	7.2	6.7						





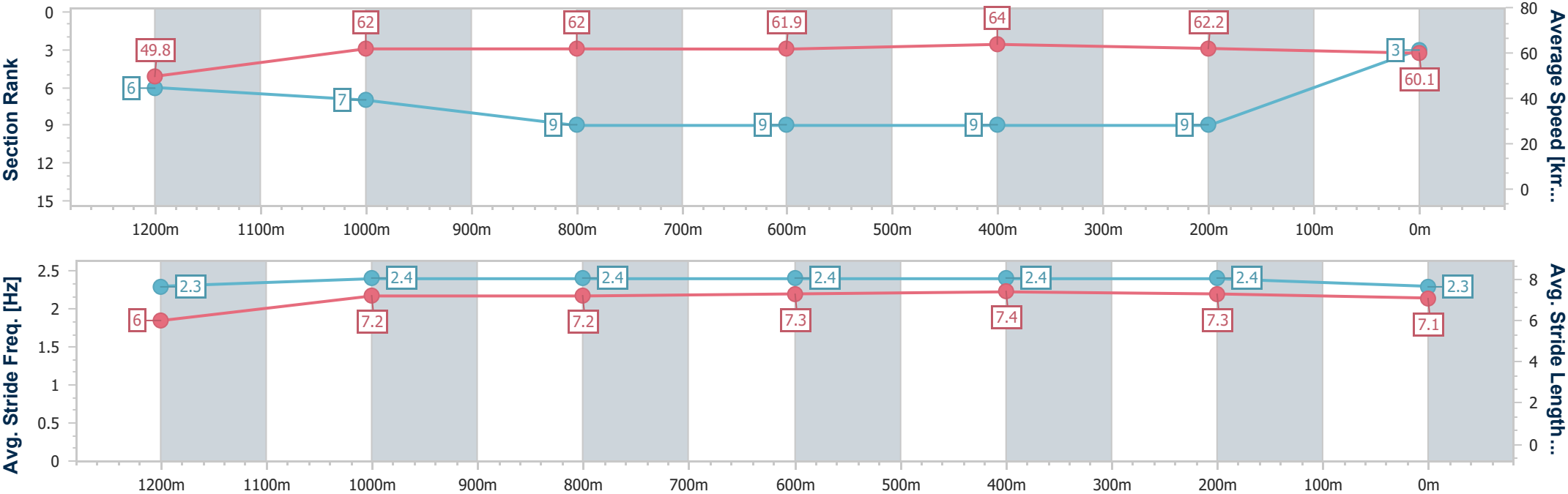
Horse/Jockey Name	Jealous
Final Rank	3
Fastest Section Time (Section)	0:11.36 (600m)
Top Speed [km/h] (Section)	65.7 (600m)
Race State	Finished



Eagle Farm QLD Professional  
Race 6: SKY RACING Class 4 Handicap - 1400m  
07 May 2025 - 15:28  
Track Rating: Soft 6, Weather: Fine, Rail Position: +11m Entire



Section	Overall	1200m	1000m	800m	600m	400m	200m						
Section Times	1:24.84 [3] (0:14.48)	1:10.36 [6] (0:11.72)	0:58.64 [7] (0:11.88)	0:46.76 [9] (0:11.81)	0:34.95 [9] (0:11.36)	0:23.59 [9] (0:11.57)	0:12.02 [9] (0:12.02)						
Average Speed [km/h]	49.8	62.0	62.0	61.9	64.0	62.2	60.1						
Top Speed [km/h]	63.7	62.9	62.7	63.5	65.7	63.8	61.7						
Avg. Dist. to Rail [m]	4.9	4.3	4.7	3.7	2.6	5.5	7.3						
Avg. Stride Freq. [Hz]	2.3	2.4	2.4	2.4	2.4	2.4	2.3						
Avg. Stride Length [m]	6.0	7.2	7.2	7.3	7.4	7.3	7.1						







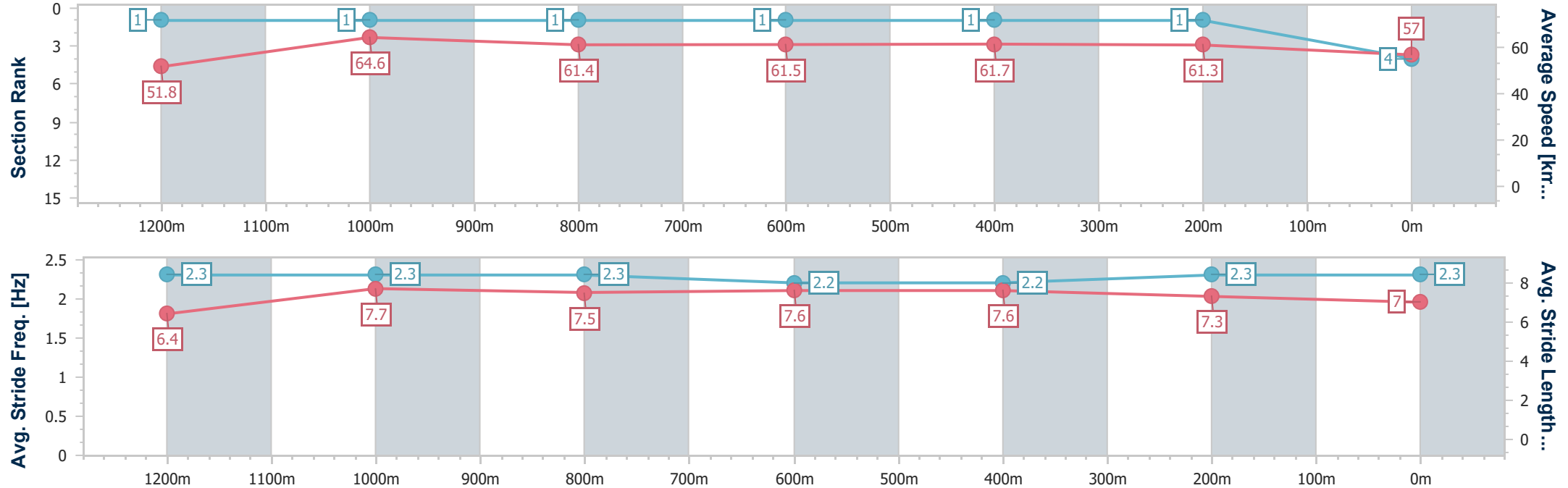
Horse/Jockey Name	Kodiak
Final Rank	4
Fastest Section Time (Section)	0:11.21 (1200m)
Top Speed [km/h] (Section)	64.8 (1200m)
Race State	Finished



Eagle Farm QLD Professional  
Race 6: SKY RACING Class 4 Handicap - 1400m  
07 May 2025 - 15:28  
Track Rating: Soft 6, Weather: Fine, Rail Position: +11m Entire



Section	Overall	1200m	1000m	800m	600m	400m	200m						
Section Times	1:24.89 [4] (0:13.88)	1:11.01 [1] (0:11.21)	0:59.80 [1] (0:11.88)	0:47.92 [1] (0:11.87)	0:36.05 [1] (0:11.64)	0:24.41 [1] (0:11.76)	0:12.65 [1] (0:12.65)						
Average Speed [km/h]	51.8	64.6	61.4	61.5	61.7	61.3	57.0						
Top Speed [km/h]	63.9	64.8	63.0	61.6	62.1	63.0	59.7						
Avg. Dist. to Rail [m]	3.9	3.0	3.5	2.2	0.3	2.2	1.9						
Avg. Stride Freq. [Hz]	2.3	2.3	2.3	2.2	2.2	2.3	2.3						
Avg. Stride Length [m]	6.4	7.7	7.5	7.6	7.6	7.3	7.0						





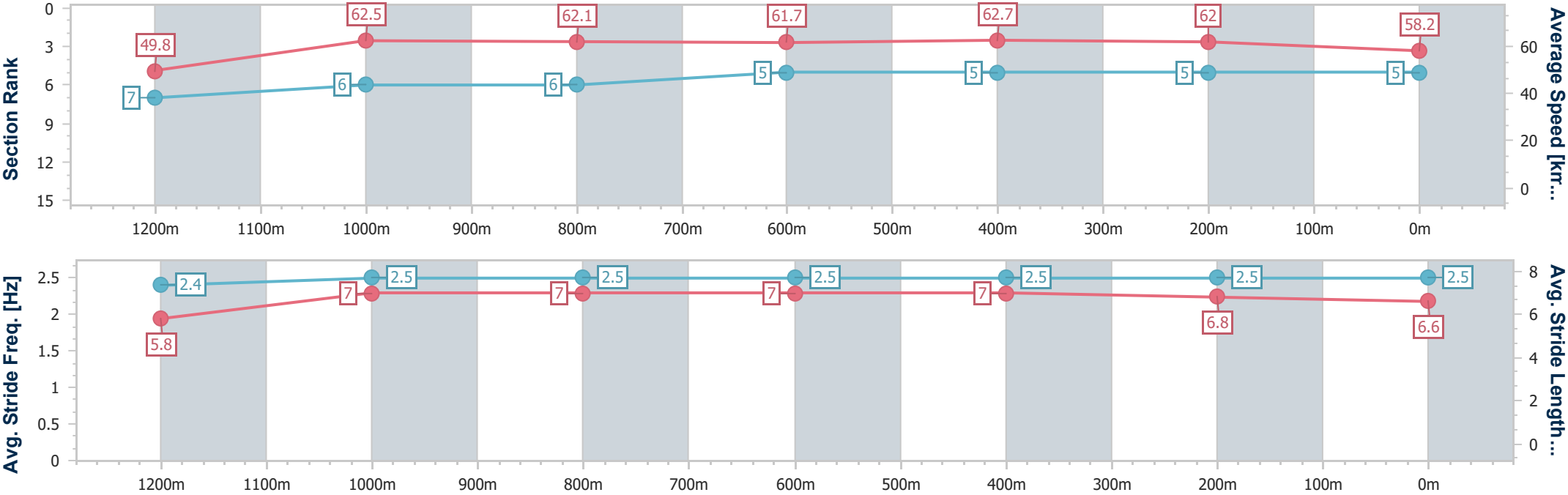
Horse/Jockey Name	Wanda's Outlaw
Final Rank	5
Fastest Section Time (Section)	0:11.52 (1200m)
Top Speed [km/h] (Section)	63.9 (400m)
Race State	Finished



Eagle Farm QLD Professional  
Race 6: SKY RACING Class 4 Handicap - 1400m  
07 May 2025 - 15:28  
Track Rating: Soft 6, Weather: Fine, Rail Position: +11m Entire



Section	Overall	1200m	1000m	800m	600m	400m	200m						
Section Times	1:24.99 [5] (0:14.50)	1:10.49 [7] (0:11.52)	0:58.97 [6] (0:11.77)	0:47.20 [6] (0:11.69)	0:35.51 [5] (0:11.56)	0:23.95 [5] (0:11.61)	0:12.34 [5] (0:12.34)						
Average Speed [km/h]	49.8	62.5	62.1	61.7	62.7	62.0	58.2						
Top Speed [km/h]	62.3	63.5	63.1	63.4	63.8	63.9	60.6						
Avg. Dist. to Rail [m]	2.5	1.9	2.3	1.2	0.8	0.8	2.0						
Avg. Stride Freq. [Hz]	2.4	2.5	2.5	2.5	2.5	2.5	2.5						
Avg. Stride Length [m]	5.8	7.0	7.0	7.0	7.0	6.8	6.6						





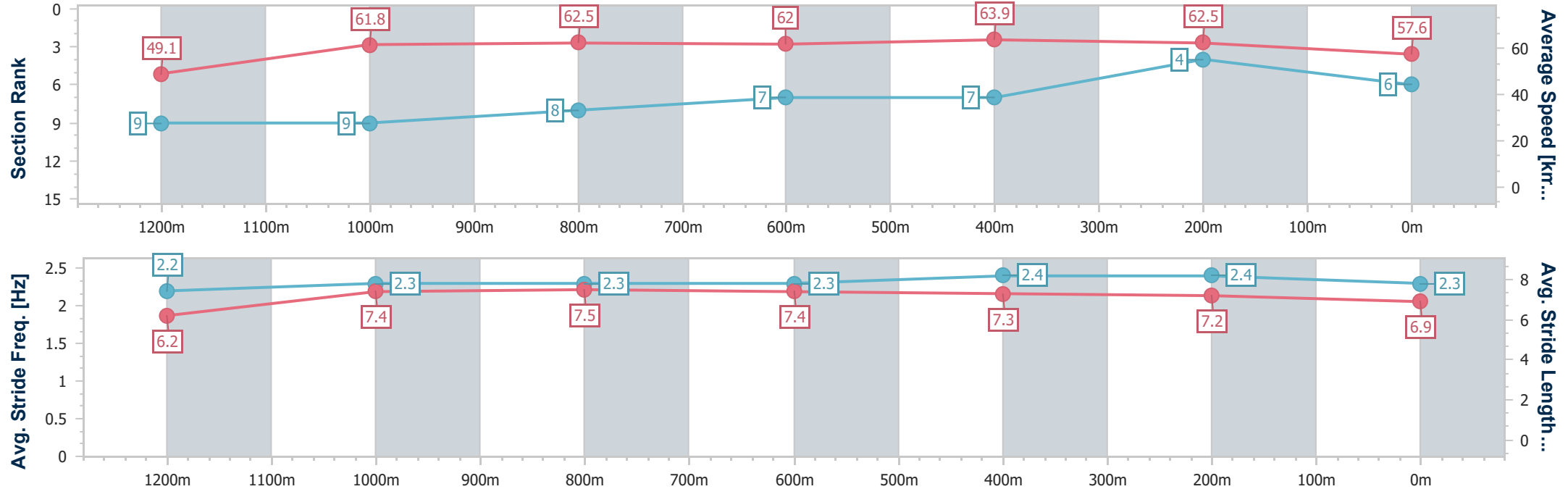
Horse/Jockey Name	Sizzle Minizzle
Final Rank	6
Fastest Section Time (Section)	0:11.34 (600m)
Top Speed [km/h] (Section)	65.2 (600m)
Race State	Finished



Eagle Farm QLD Professional  
Race 6: SKY RACING Class 4 Handicap - 1400m  
07 May 2025 - 15:28  
Track Rating: Soft 6, Weather: Fine, Rail Position: +11m Entire



Section	Overall	1200m	1000m	800m	600m	400m	200m						
Section Times	1:25.12 [6] (0:14.72)	1:10.40 [9] (0:11.67)	0:58.73 [9] (0:11.69)	0:47.04 [8] (0:11.72)	0:35.32 [7] (0:11.34)	0:23.98 [7] (0:11.48)	0:12.50 [4] (0:12.50)						
Average Speed [km/h]	49.1	61.8	62.5	62.0	63.9	62.5	57.6						
Top Speed [km/h]	63.3	63.1	64.1	63.9	65.2	64.6	60.9						
Avg. Dist. to Rail [m]	6.9	2.8	2.8	1.9	1.1	1.9	4.2						
Avg. Stride Freq. [Hz]	2.2	2.3	2.3	2.3	2.4	2.4	2.3						
Avg. Stride Length [m]	6.2	7.4	7.5	7.4	7.3	7.2	6.9						





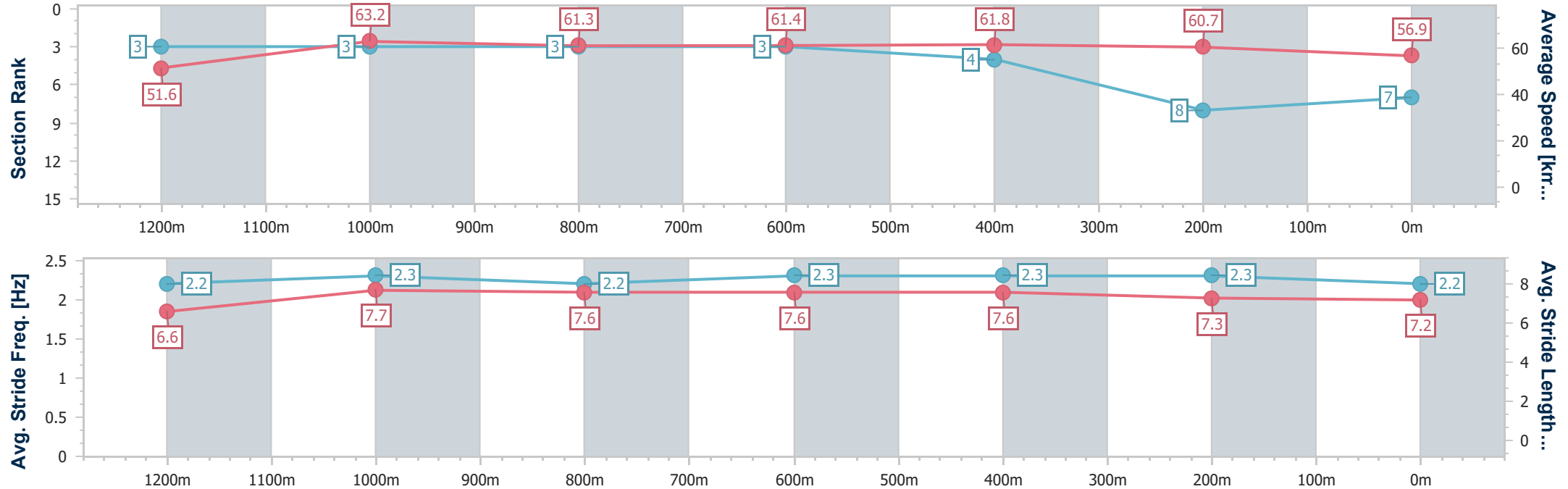
Horse/Jockey Name	Spills
Final Rank	7
Fastest Section Time (Section)	0:11.40 (1200m)
Top Speed [km/h] (Section)	65.3 (Overall)
Race State	Finished



Eagle Farm QLD Professional  
Race 6: SKY RACING Class 4 Handicap - 1400m  
07 May 2025 - 15:28  
Track Rating: Soft 6, Weather: Fine, Rail Position: +11m Entire



Section	Overall	1200m	1000m	800m	600m	400m	200m						
Section Times	1:25.40 [7] (0:14.05)	1:11.35 [3] (0:11.40)	0:59.95 [3] (0:11.87)	0:48.08 [3] (0:11.88)	0:36.20 [3] (0:11.69)	0:24.51 [4] (0:11.86)	0:12.65 [8] (0:12.65)						
Average Speed [km/h]	51.6	63.2	61.3	61.4	61.8	60.7	56.9						
Top Speed [km/h]	65.3	64.0	62.2	62.2	62.5	62.1	59.8						
Avg. Dist. to Rail [m]	4.2	3.3	2.5	2.0	0.7	0.7	0.5						
Avg. Stride Freq. [Hz]	2.2	2.3	2.2	2.3	2.3	2.3	2.2						
Avg. Stride Length [m]	6.6	7.7	7.6	7.6	7.6	7.3	7.2						





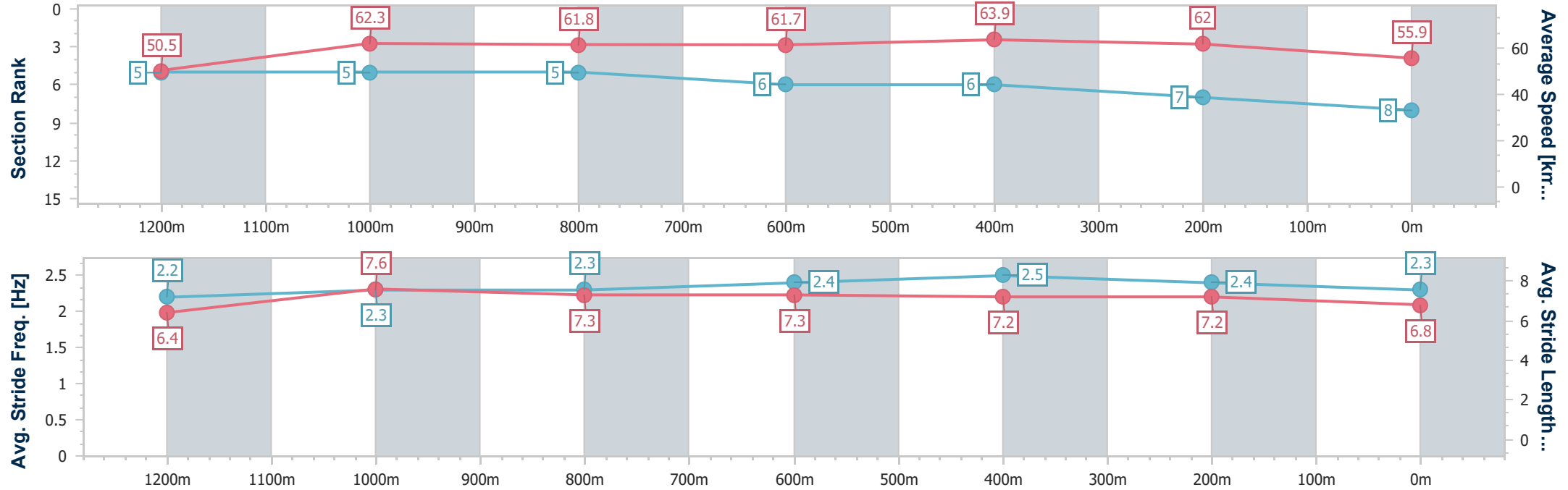
Horse/Jockey Name	Menazzi
Final Rank	8
Fastest Section Time (Section)	0:11.45 (600m)
Top Speed [km/h] (Section)	65.2 (600m)
Race State	Finished



Eagle Farm QLD Professional  
Race 6: SKY RACING Class 4 Handicap - 1400m  
07 May 2025 - 15:28  
Track Rating: Soft 6, Weather: Fine, Rail Position: +11m Entire



Section	Overall	1200m	1000m	800m	600m	400m	200m						
Section Times	1:25.58 [8] (0:14.30)	1:11.28 [5] (0:11.59)	0:59.69 [5] (0:11.84)	0:47.85 [5] (0:11.90)	0:35.95 [6] (0:11.45)	0:24.50 [6] (0:11.61)	0:12.89 [7] (0:12.89)						
Average Speed [km/h]	50.5	62.3	61.8	61.7	63.9	62.0	55.9						
Top Speed [km/h]	64.2	63.4	62.7	64.0	65.2	64.6	59.7						
Avg. Dist. to Rail [m]	6.4	3.4	3.0	3.7	3.6	4.1	4.6						
Avg. Stride Freq. [Hz]	2.2	2.3	2.3	2.4	2.5	2.4	2.3						
Avg. Stride Length [m]	6.4	7.6	7.3	7.3	7.2	7.2	6.8						





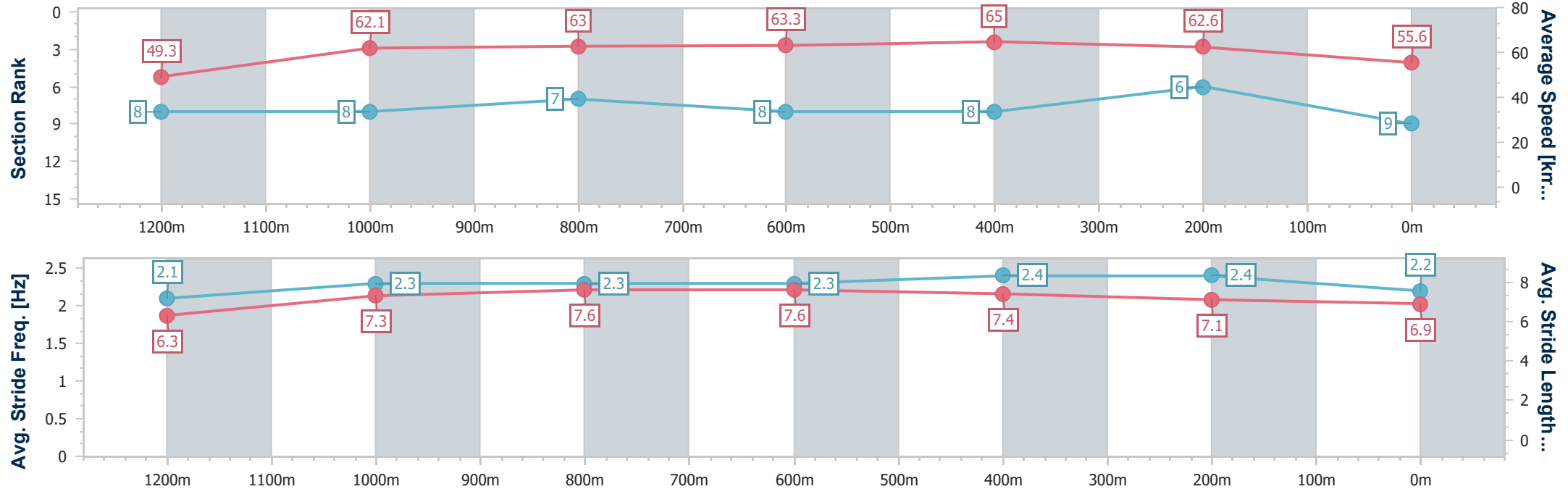
Horse/Jockey Name	Bohemian Lad
Final Rank	9
Fastest Section Time (Section)	0:11.31 (600m)
Top Speed [km/h] (Section)	65.7 (600m)
Race State	Finished



Eagle Farm QLD Professional  
Race 6: SKY RACING Class 4 Handicap - 1400m  
07 May 2025 - 15:28  
Track Rating: Soft 6, Weather: Fine, Rail Position: +11m Entire



Section	Overall	1200m	1000m	800m	600m	400m	200m						
Section Times	1:25.65 [9] (0:14.64)	1:11.01 [8] (0:11.69)	0:59.32 [8] (0:11.73)	0:47.59 [7] (0:11.79)	0:35.80 [8] (0:11.31)	0:24.49 [8] (0:11.51)	0:12.98 [6] (0:12.98)						
Average Speed [km/h]	49.3	62.1	63.0	63.3	65.0	62.6	55.6						
Top Speed [km/h]	62.4	62.3	63.7	63.8	65.7	65.6	59.5						
Avg. Dist. to Rail [m]	6.5	3.4	5.9	7.5	5.1	4.1	5.7						
Avg. Stride Freq. [Hz]	2.1	2.3	2.3	2.3	2.4	2.4	2.2						
Avg. Stride Length [m]	6.3	7.3	7.6	7.6	7.4	7.1	6.9						





Eagle Farm QLD Professional  
Race 7: XXXX GOLD BENCHMARK 68 Handicap - 1000m  
07 May 2025 - 16:03



Track Rating: Soft 6, Weather: Fine, Rail Position: +11m Entire

Section						Overall	800m	600m	400m	200m			Last 600m
Field Times						0:58.34 (0:13.14)	0:45.20 (0:10.82)	0:34.38 (0:11.32)	0:23.06 (0:11.06)	0:12.00 (0:12.00)			0:34.38
Rank	TAB	Horse/Jockey	Barrier	Top Speed [km/h]	Fastest Section					Margin		Distance Travelled [m]	
1	4	CHAKRA BOY	9	70.9	0:10.82	0:58.34 [1]	0:45.20 [1]	0:34.38 [1]	0:23.03 [2]	0:12.00 [1]	0:58.34	0:34.38	
		Justin Stanley		800m	800m	(0:13.14)	(0:10.82)	(0:11.35)	(0:11.03)	(0:12.00)			
2	2	ACTION KING	8	69.1	0:10.60	0:58.55 [2]	0:44.76 [8]	0:33.74 [8]	0:22.63 [8]	0:12.03 [3]	1.27L	0:33.74 +2	
		Kyle Wilson-Taylor		400m	400m	(0:13.79)	(0:11.02)	(0:11.11)	(0:10.60)	(0:12.03)			
3	8	BRAVELY	11	68.7	0:10.80	0:58.92 [3]	0:44.82 [10]	0:33.68 [11]	0:22.60 [11]	0:11.80 [11]	3.43L	0:33.68 +1	
		Andrew Mallyon		400m	400m	(0:14.10)	(0:11.14)	(0:11.08)	(0:10.80)	(0:11.80)			
4	1	RUSSIAN SUB	10	68.8	0:10.88	0:58.97 [4]	0:45.49 [6]	0:34.61 [6]	0:23.32 [6]	0:12.15 [7]	3.72L	0:34.61 +2	
		Emily Lang		800m	800m	(0:13.48)	(0:10.88)	(0:11.29)	(0:11.17)	(0:12.15)			
5	3	THELWELL	5	68.0	0:10.90	0:59.09 [5]	0:45.65 [5]	0:34.75 [5]	0:23.81 [1]	0:12.61 [2]	4.43L	0:34.75 -3	
		Paul Hamblin		Overall	800m	(0:13.44)	(0:10.90)	(0:10.94)	(0:11.20)	(0:12.61)			
6	6	DEVASTATING	6	67.3	0:11.02	0:59.09 [6]	0:45.47 [7]	0:34.38 [7]	0:23.18 [7]	0:12.16 [8]	4.45L	0:34.38 +1	
		Ryan Maloney		400m	400m	(0:13.62)	(0:11.09)	(0:11.20)	(0:11.02)	(0:12.16)			
7	5	INVINOVICH	2	69.2	0:10.78	0:59.10 [7]	0:44.84 [11]	0:33.95 [10]	0:22.85 [10]	0:12.07 [9]	4.5L	0:33.95 +0	
		Cobi Vitler		400m	400m	(0:14.26)	(0:10.89)	(0:11.10)	(0:10.78)	(0:12.07)			
8	9	MR ENCORE	4	69.9	0:10.91	0:59.15 [8]	0:45.98 [2]	0:35.07 [2]	0:23.79 [3]	0:12.60 [4]	4.81L	0:35.07 +3	
		Jag Guthmann-Chester		Overall	800m	(0:13.17)	(0:10.91)	(0:11.28)	(0:11.19)	(0:12.60)			
9	10	RUBY CHICKS	1	68.7	0:10.95	0:59.22 [9]	0:45.94 [4]	0:34.99 [3]	0:23.66 [4]	0:12.42 [6]	5.19L	0:34.99 -1	
		Tahlia Fenlon		800m	800m	(0:13.28)	(0:10.95)	(0:11.33)	(0:11.24)	(0:12.42)			
10	12	CLOVER'S PRINCE	7	68.8	0:11.02	0:59.41 [10]	0:46.18 [3]	0:35.16 [4]	0:23.84 [5]	0:12.63 [5]	6.32L	0:35.16 +3	
		Noel Callow		Overall	800m	(0:13.23)	(0:11.02)	(0:11.32)	(0:11.21)	(0:12.63)			

Scratched: She's A Rogue (#11), Salt Lake Betty (#14), King Yoshi (#13), Cabrinella (#17), More Love (#15), She Ours (#18), Mouette (#16)



Eagle Farm QLD Professional  
Race 7: XXXX GOLD BENCHMARK 68 Handicap - 1000m  
07 May 2025 - 16:03



Track Rating: Soft 6, Weather: Fine, Rail Position: +11m Entire

Section					Overall	800m	600m	400m	200m	Last 600m			
Field Times					0:58.34 (0:13.14)	0:45.20 (0:10.82)	0:34.38 (0:11.32)	0:23.06 (0:11.06)	0:12.00 (0:12.00)	0:34.38			
Rank	TAB	Horse/Jockey	Barrier	Top Speed [km/h]	Fastest Section	Margin					Distance Travelled [m]		
11	7	KRAKARIB	3	69.6	0:11.01	0:59.45 [11]	0:45.55 [9]	0:34.54 [9]	0:23.47 [9]	0:12.40 [10]	6.55L	0:34.54	+1
		Damien Thornton		800m	800m	(0:13.90)	(0:11.01)	(0:11.07)	(0:11.07)	(0:12.40)			

Scratched: She's A Rogue (#11), Salt Lake Betty (#14), King Yoshi (#13), Cabrinella (#17), More Love (#15), She Ours (#18), Mouette (#16)





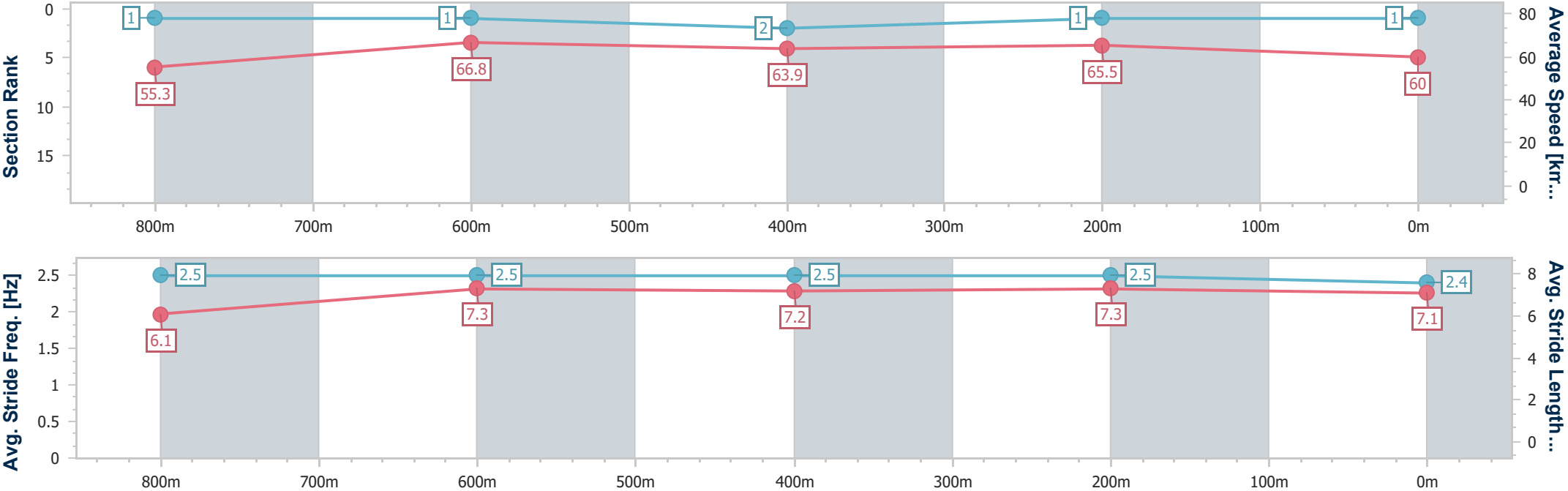
Horse/Jockey Name	Chakra Boy
Final Rank	1
Fastest Section Time (Section)	0:10.82 (800m)
Top Speed [km/h] (Section)	70.9 (800m)
Race State	Finished



Eagle Farm QLD Professional  
Race 7: XXXX GOLD BENCHMARK 68 Handicap - 1000m  
07 May 2025 - 16:03  
Track Rating: Soft 6, Weather: Fine, Rail Position: +11m Entire



Section	Overall	800m	600m	400m	200m															
Section Times	0:58.34 [1] (0:13.14)	0:45.20 [1] (0:10.82)	0:34.38 [1] (0:11.35)	0:23.03 [2] (0:11.03)	0:12.00 [1] (0:12.00)															
Average Speed [km/h]	55.3	66.8	63.9	65.5	60.0															
Top Speed [km/h]	70.9	70.9	65.5	66.3	63.8															
Avg. Dist. to Rail [m]	3.6	1.5	1.4	1.6	6.4															
Avg. Stride Freq. [Hz]	2.5	2.5	2.5	2.5	2.4															
Avg. Stride Length [m]	6.1	7.3	7.2	7.3	7.1															





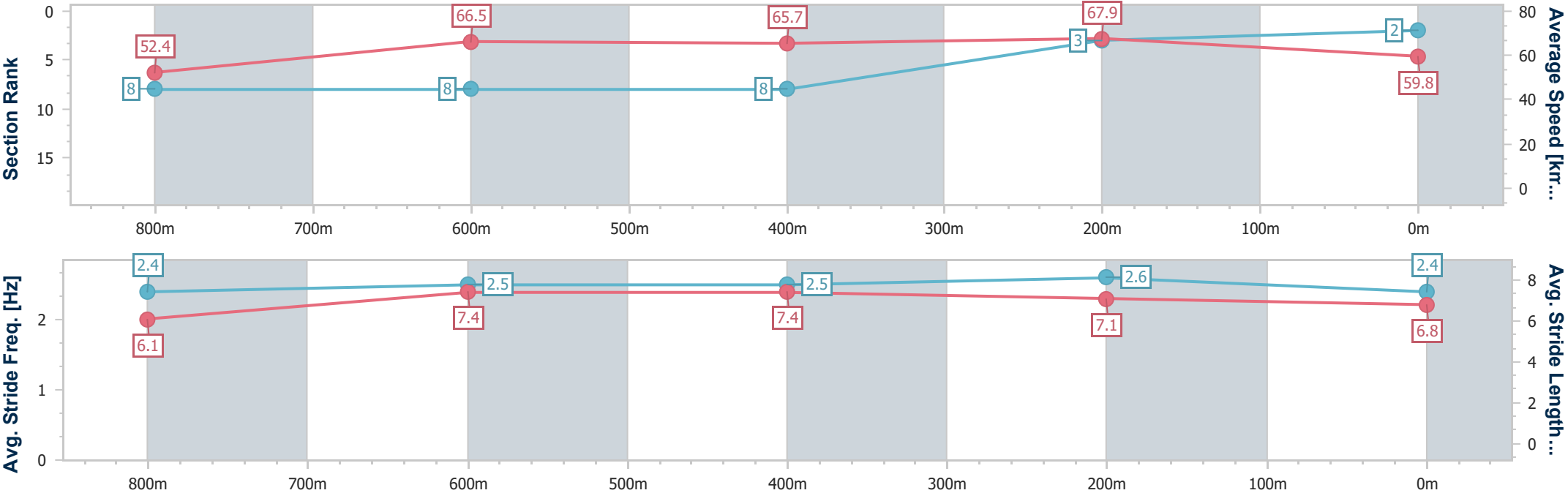
Horse/Jockey Name	Action King
Final Rank	2
Fastest Section Time (Section)	0:10.60 (400m)
Top Speed [km/h] (Section)	69.1 (400m)
Race State	Finished



Eagle Farm QLD Professional  
Race 7: XXXX GOLD BENCHMARK 68 Handicap - 1000m  
07 May 2025 - 16:03  
Track Rating: Soft 6, Weather: Fine, Rail Position: +11m Entire



Section	Overall	800m	600m	400m	200m										
Section Times	0:58.55 [2] (0:13.79)	0:44.76 [8] (0:11.02)	0:33.74 [8] (0:11.11)	0:22.63 [8] (0:10.60)	0:12.03 [3] (0:12.03)										
Average Speed [km/h]	52.4	66.5	65.7	67.9	59.8										
Top Speed [km/h]	67.4	66.9	68.1	69.1	65.4										
Avg. Dist. to Rail [m]	2.9	3.3	2.8	7.1	9.5										
Avg. Stride Freq. [Hz]	2.4	2.5	2.5	2.6	2.4										
Avg. Stride Length [m]	6.1	7.4	7.4	7.1	6.8										





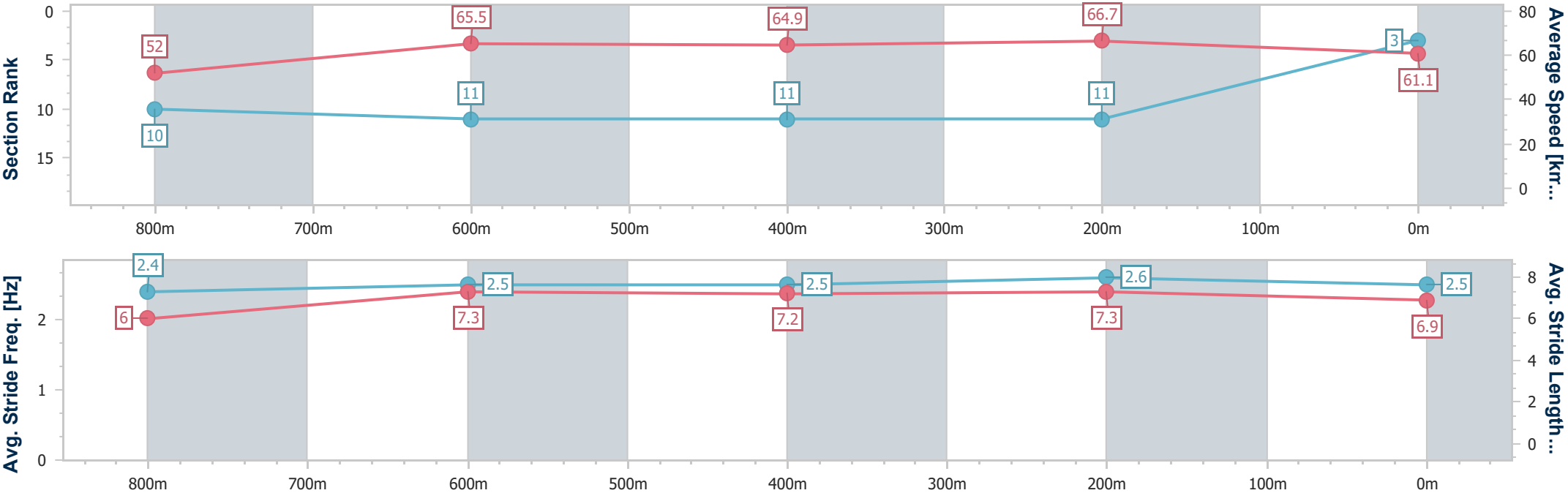
Horse/Jockey Name	Bravely
Final Rank	3
Fastest Section Time (Section)	0:10.80 (400m)
Top Speed [km/h] (Section)	68.7 (400m)
Race State	Finished



Eagle Farm QLD Professional  
Race 7: XXXX GOLD BENCHMARK 68 Handicap - 1000m  
07 May 2025 - 16:03  
Track Rating: Soft 6, Weather: Fine, Rail Position: +11m Entire



Section	Overall	800m	600m	400m	200m										
Section Times	0:58.92 [3] (0:14.10)	0:44.82 [10] (0:11.14)	0:33.68 [11] (0:11.08)	0:22.60 [11] (0:10.80)	0:11.80 [11] (0:11.80)										
Average Speed [km/h]	52.0	65.5	64.9	66.7	61.1										
Top Speed [km/h]	66.6	66.6	66.8	68.7	64.9										
Avg. Dist. to Rail [m]	7.1	3.5	0.7	3.2	7.2										
Avg. Stride Freq. [Hz]	2.4	2.5	2.5	2.6	2.5										
Avg. Stride Length [m]	6.0	7.3	7.2	7.3	6.9										





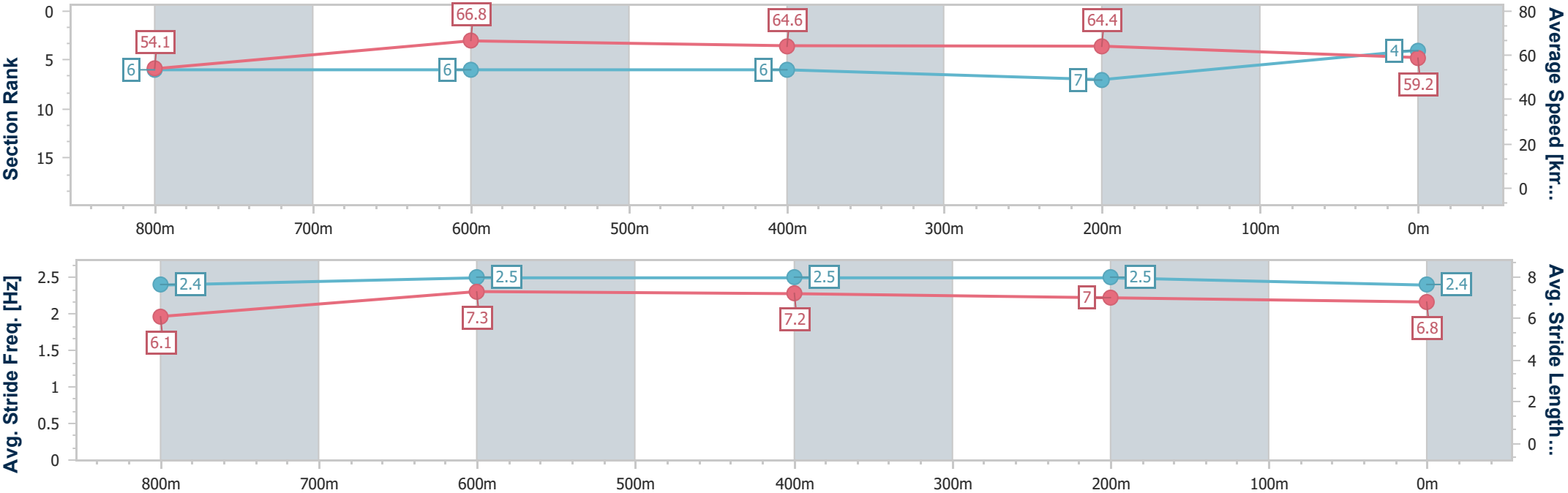
Horse/Jockey Name	Russian Sub
Final Rank	4
Fastest Section Time (Section)	0:10.88 (800m)
Top Speed [km/h] (Section)	68.8 (800m)
Race State	Finished



Eagle Farm QLD Professional  
Race 7: XXXX GOLD BENCHMARK 68 Handicap - 1000m  
07 May 2025 - 16:03  
Track Rating: Soft 6, Weather: Fine, Rail Position: +11m Entire



Section	Overall	800m	600m	400m	200m										
Section Times	0:58.97 [4] (0:13.48)	0:45.49 [6] (0:10.88)	0:34.61 [6] (0:11.29)	0:23.32 [6] (0:11.17)	0:12.15 [7] (0:12.15)										
Average Speed [km/h]	54.1	66.8	64.6	64.4	59.2										
Top Speed [km/h]	68.1	68.8	66.2	67.2	62.9										
Avg. Dist. to Rail [m]	5.5	2.5	2.2	4.5	6.7										
Avg. Stride Freq. [Hz]	2.4	2.5	2.5	2.5	2.4										
Avg. Stride Length [m]	6.1	7.3	7.2	7.0	6.8										





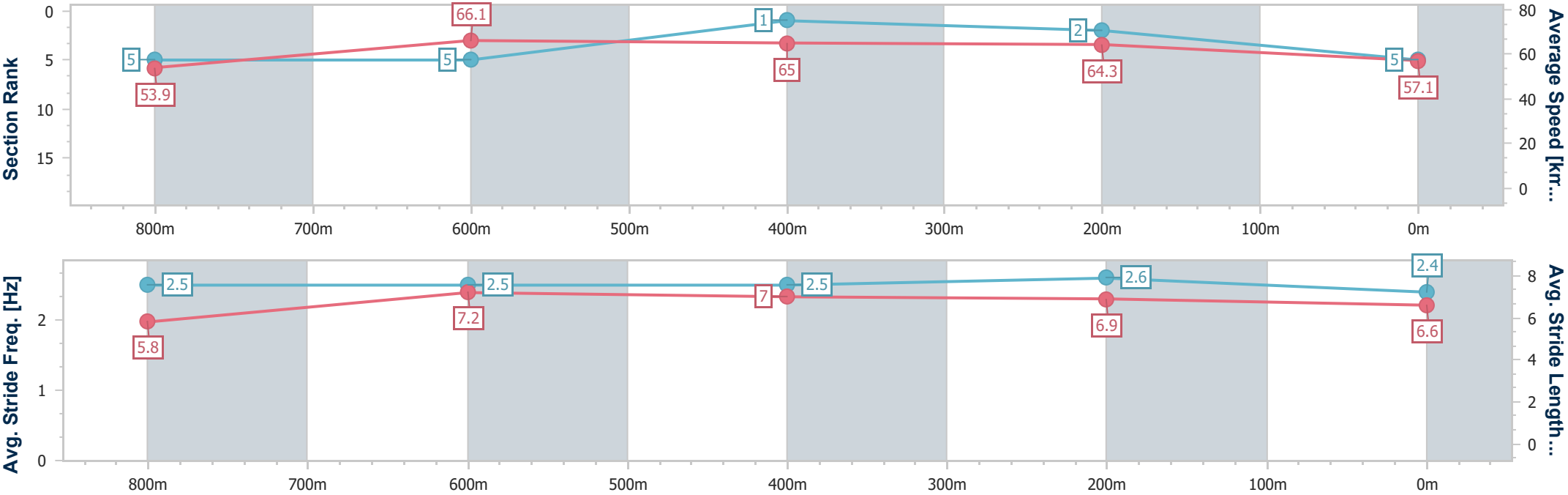
Horse/Jockey Name	Thelwell
Final Rank	5
Fastest Section Time (Section)	0:10.90 (800m)
Top Speed [km/h] (Section)	68.0 (Overall)
Race State	Finished



Eagle Farm QLD Professional  
Race 7: XXXX GOLD BENCHMARK 68 Handicap - 1000m  
07 May 2025 - 16:03  
Track Rating: Soft 6, Weather: Fine, Rail Position: +11m Entire



Section	Overall	800m	600m	400m	200m														
Section Times	0:59.09 [5] (0:13.44)	0:45.65 [5] (0:10.90)	0:34.75 [5] (0:10.94)	0:23.81 [1] (0:11.20)	0:12.61 [2] (0:12.61)														
Average Speed [km/h]	53.9	66.1	65.0	64.3	57.1														
Top Speed [km/h]	68.0	66.6	65.9	66.3	61.5														
Avg. Dist. to Rail [m]	1.2	0.2	2.0	2.7	1.2														
Avg. Stride Freq. [Hz]	2.5	2.5	2.5	2.6	2.4														
Avg. Stride Length [m]	5.8	7.2	7.0	6.9	6.6														





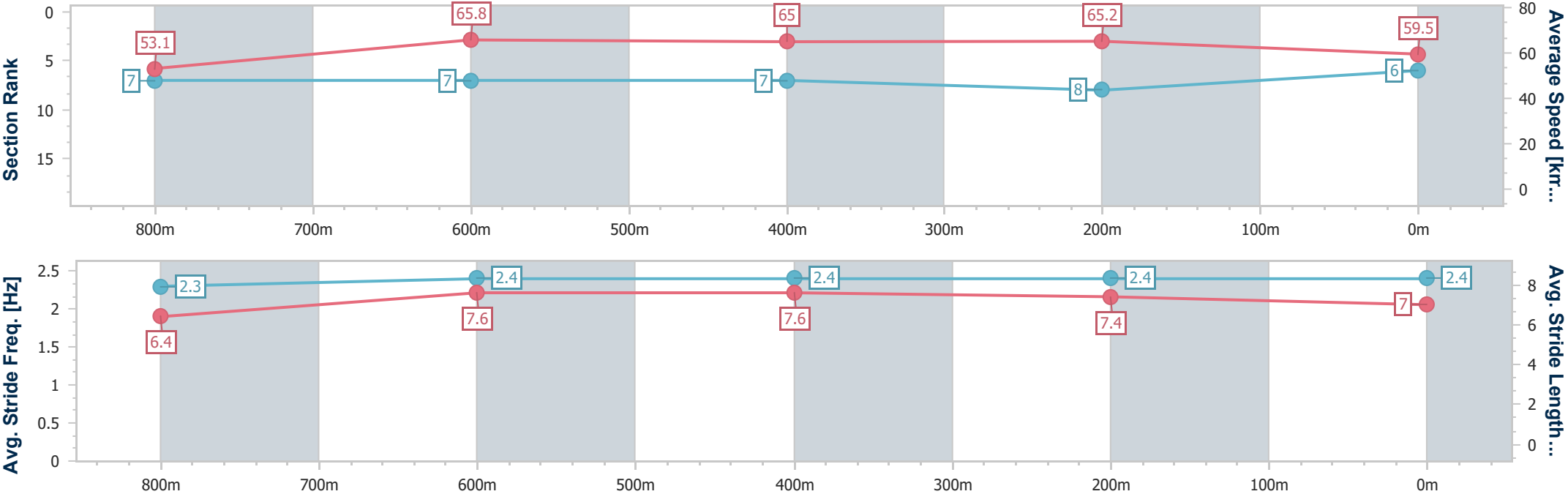
Horse/Jockey Name	Devastating
Final Rank	6
Fastest Section Time (Section)	0:11.02 (400m)
Top Speed [km/h] (Section)	67.3 (400m)
Race State	Finished



Eagle Farm QLD Professional  
Race 7: XXXX GOLD BENCHMARK 68 Handicap - 1000m  
07 May 2025 - 16:03  
Track Rating: Soft 6, Weather: Fine, Rail Position: +11m Entire



Section	Overall	800m	600m	400m	200m															
Section Times	0:59.09 [6] (0:13.62)	0:45.47 [7] (0:11.09)	0:34.38 [7] (0:11.20)	0:23.18 [7] (0:11.02)	0:12.16 [8] (0:12.16)															
Average Speed [km/h]	53.1	65.8	65.0	65.2	59.5															
Top Speed [km/h]	66.5	67.2	66.3	67.3	63.2															
Avg. Dist. to Rail [m]	3.0	2.7	2.5	4.9	7.1															
Avg. Stride Freq. [Hz]	2.3	2.4	2.4	2.4	2.4															
Avg. Stride Length [m]	6.4	7.6	7.6	7.4	7.0															





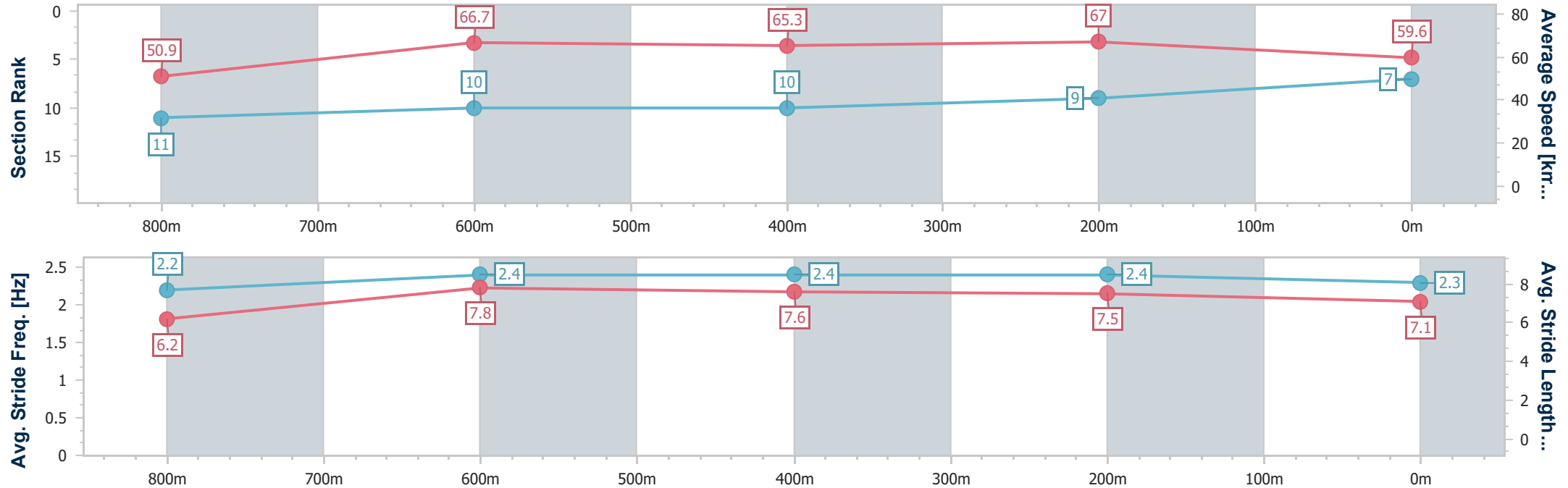
Horse/Jockey Name	Invinovich
Final Rank	7
Fastest Section Time (Section)	0:10.78 (400m)
Top Speed [km/h] (Section)	69.2 (400m)
Race State	Finished



Eagle Farm QLD Professional  
Race 7: XXXX GOLD BENCHMARK 68 Handicap - 1000m  
07 May 2025 - 16:03  
Track Rating: Soft 6, Weather: Fine, Rail Position: +11m Entire



Section	Overall	800m	600m	400m	200m										
Section Times	0:59.10 [7] (0:14.26)	0:44.84 [11] (0:10.89)	0:33.95 [10] (0:11.10)	0:22.85 [10] (0:10.78)	0:12.07 [9] (0:12.07)										
Average Speed [km/h]	50.9	66.7	65.3	67.0	59.6										
Top Speed [km/h]	67.6	68.0	67.7	69.2	63.2										
Avg. Dist. to Rail [m]	2.4	2.1	2.0	2.6	4.5										
Avg. Stride Freq. [Hz]	2.2	2.4	2.4	2.4	2.3										
Avg. Stride Length [m]	6.2	7.8	7.6	7.5	7.1										





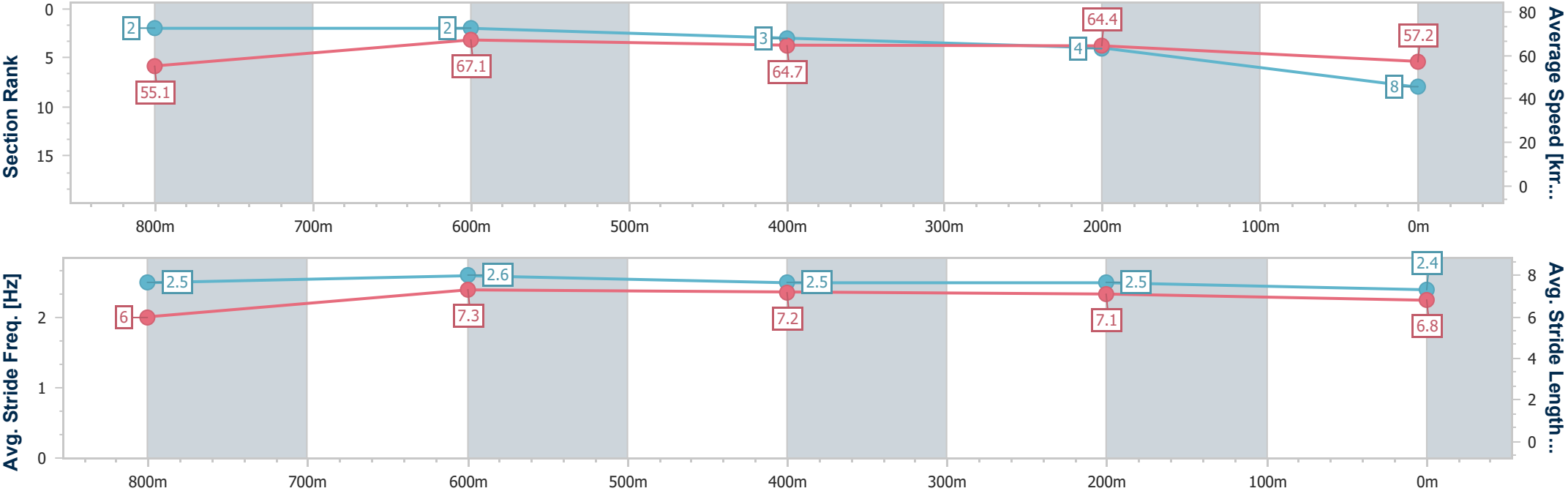
Horse/Jockey Name	Mr Encore
Final Rank	8
Fastest Section Time (Section)	0:10.91 (800m)
Top Speed [km/h] (Section)	69.9 (Overall)
Race State	Finished



Eagle Farm QLD Professional  
Race 7: XXXX GOLD BENCHMARK 68 Handicap - 1000m  
07 May 2025 - 16:03  
Track Rating: Soft 6, Weather: Fine, Rail Position: +11m Entire



Section	Overall	800m	600m	400m	200m															
Section Times	0:59.15 [8] (0:13.17)	0:45.98 [2] (0:10.91)	0:35.07 [2] (0:11.28)	0:23.79 [3] (0:11.19)	0:12.60 [4] (0:12.60)															
Average Speed [km/h]	55.1	67.1	64.7	64.4	57.2															
Top Speed [km/h]	69.9	69.8	66.0	65.7	61.8															
Avg. Dist. to Rail [m]	2.0	3.3	3.2	2.4	3.3															
Avg. Stride Freq. [Hz]	2.5	2.6	2.5	2.5	2.4															
Avg. Stride Length [m]	6.0	7.3	7.2	7.1	6.8															







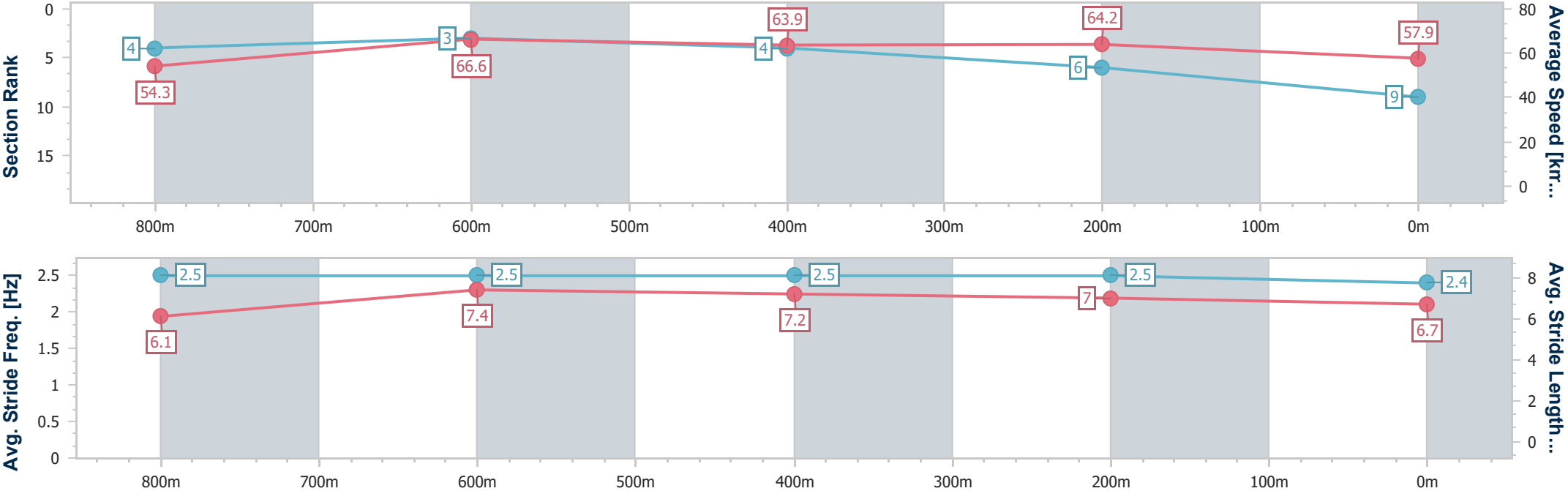
Horse/Jockey Name	Ruby Chicks
Final Rank	9
Fastest Section Time (Section)	0:10.95 (800m)
Top Speed [km/h] (Section)	68.7 (800m)
Race State	Finished



Eagle Farm QLD Professional  
Race 7: XXXX GOLD BENCHMARK 68 Handicap - 1000m  
07 May 2025 - 16:03  
Track Rating: Soft 6, Weather: Fine, Rail Position: +11m Entire



Section	Overall	800m	600m	400m	200m														
Section Times	0:59.22 [9] (0:13.28)	0:45.94 [4] (0:10.95)	0:34.99 [3] (0:11.33)	0:23.66 [4] (0:11.24)	0:12.42 [6] (0:12.42)														
Average Speed [km/h]	54.3	66.6	63.9	64.2	57.9														
Top Speed [km/h]	67.9	68.7	65.8	66.1	61.5														
Avg. Dist. to Rail [m]	1.3	1.9	1.4	0.4	0.4														
Avg. Stride Freq. [Hz]	2.5	2.5	2.5	2.5	2.4														
Avg. Stride Length [m]	6.1	7.4	7.2	7.0	6.7														





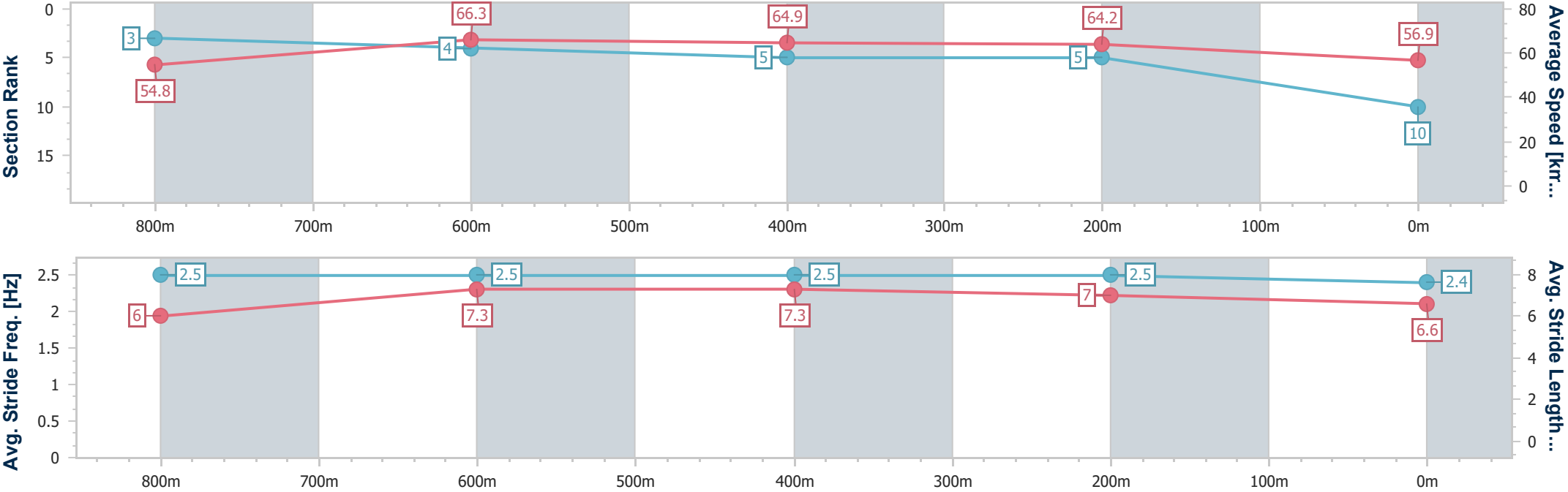
Horse/Jockey Name	Clover's Prince
Final Rank	10
Fastest Section Time (Section)	0:11.02 (800m)
Top Speed [km/h] (Section)	68.8 (Overall)
Race State	Finished



Eagle Farm QLD Professional  
Race 7: XXXX GOLD BENCHMARK 68 Handicap - 1000m  
07 May 2025 - 16:03  
Track Rating: Soft 6, Weather: Fine, Rail Position: +11m Entire



Section	Overall	800m	600m	400m	200m										
Section Times	0:59.41 [10] (0:13.23)	0:46.18 [3] (0:11.02)	0:35.16 [4] (0:11.32)	0:23.84 [5] (0:11.21)	0:12.63 [5] (0:12.63)										
Average Speed [km/h]	54.8	66.3	64.9	64.2	56.9										
Top Speed [km/h]	68.8	67.4	67.7	67.5	61.5										
Avg. Dist. to Rail [m]	3.6	3.3	3.4	5.1	7.6										
Avg. Stride Freq. [Hz]	2.5	2.5	2.5	2.5	2.4										
Avg. Stride Length [m]	6.0	7.3	7.3	7.0	6.6										





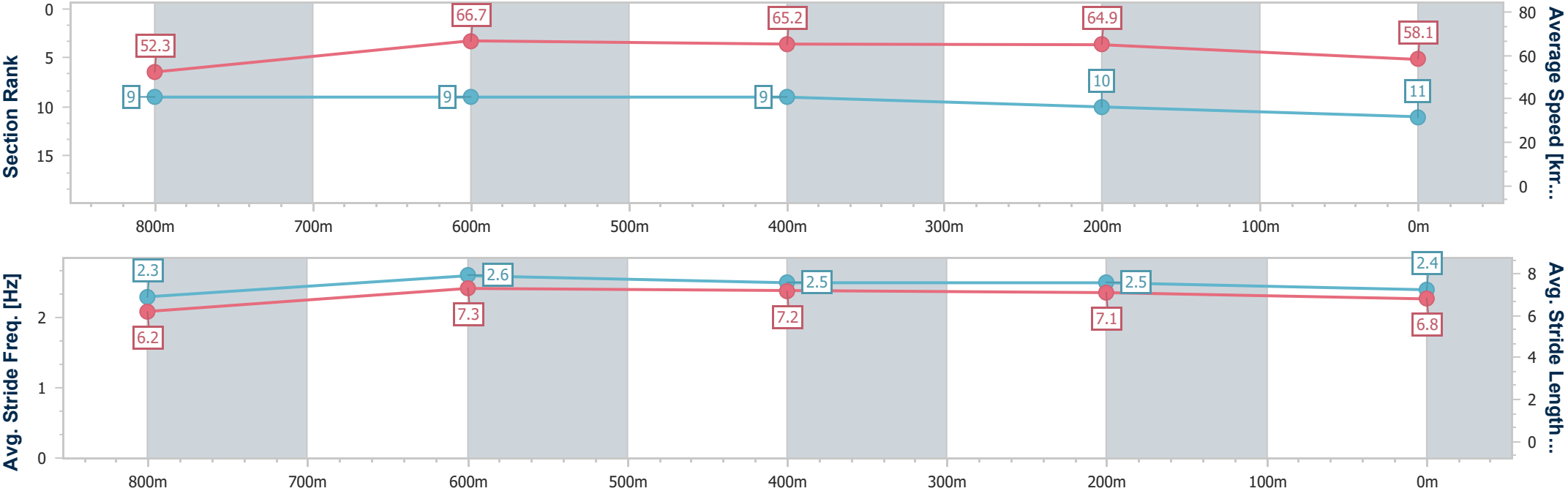
Horse/Jockey Name	Krakarib
Final Rank	11
Fastest Section Time (Section)	0:11.01 (800m)
Top Speed [km/h] (Section)	69.6 (800m)
Race State	Finished



Eagle Farm QLD Professional  
Race 7: XXXX GOLD BENCHMARK 68 Handicap - 1000m  
07 May 2025 - 16:03  
Track Rating: Soft 6, Weather: Fine, Rail Position: +11m Entire



Section	Overall	800m	600m	400m	200m														
Section Times	0:59.45 [11] (0:13.90)	0:45.55 [9] (0:11.01)	0:34.54 [9] (0:11.07)	0:23.47 [9] (0:11.07)	0:12.40 [10] (0:12.40)														
Average Speed [km/h]	52.3	66.7	65.2	64.9	58.1														
Top Speed [km/h]	69.6	69.6	66.5	68.0	62.3														
Avg. Dist. to Rail [m]	2.1	4.2	1.0	0.8	1.0														
Avg. Stride Freq. [Hz]	2.3	2.6	2.5	2.5	2.4														
Avg. Stride Length [m]	6.2	7.3	7.2	7.1	6.8														





# Eagle Farm QLD Professional

## Race 8: LADBROKES PUNTERS ASSIST Class 1 Handicap - 1400m

07 May 2025 - 16:38



BRISBANE  
RACING CLUB

Track Rating: Soft 6, Weather: Fine, Rail Position: +11m Entire

Section						Overall	1200m	1000m	800m	600m	400m	Last 600m	
Field Times						1:24.85 (0:13.89)	1:10.96 (0:11.46)	0:59.50 (0:11.95)	0:47.55 (0:12.03)	0:35.52 (0:11.65)	0:23.87 (0:11.53)	0:35.52	
Rank	TAB	Horse/Jockey	Barrier	Top Speed [km/h]	Fastest Section								Distance Travelled [m]
1	15	ROCK HARD LOVE	5	65.3	0:11.32	1:24.85 [1]	1:10.16 [7]	0:58.55 [7]	0:46.73 [8]	0:34.85 [7]	0:23.38 [7]	0:34.85	
		Boris Thornton		400m	400m	(0:14.69)	(0:11.61)	(0:11.82)	(0:11.88)	(0:11.47)	(0:11.32)		
2	13	ACAPULCO GIRL	2	64.0	0:11.44	1:24.93 [2]	1:10.99 [2]	0:59.44 [2]	0:47.49 [2]	0:35.53 [2]	0:23.86 [2]	0:35.53 +5	
		Emily Lang		400m	400m	(0:13.94)	(0:11.55)	(0:11.95)	(0:11.96)	(0:11.67)	(0:11.44)		
3	12	SUNNY DISPOSITION	13	66.2	0:11.24	1:25.11 [3]	1:10.03 [12]	0:58.42 [12]	0:46.78 [11]	0:34.82 [9]	0:23.23 [11]	0:34.82 +7	
		Bailey Wheeler		400m	400m	(0:15.08)	(0:11.61)	(0:11.64)	(0:11.96)	(0:11.59)	(0:11.24)		
4	2	CARPACCIO	8	65.3	0:11.22	1:25.19 [4]	1:10.37 [9]	0:58.81 [10]	0:46.96 [10]	0:34.87 [10]	0:23.36 [9]	0:34.87 +9	
		Luke Dempsey		400m	400m	(0:14.82)	(0:11.56)	(0:11.85)	(0:12.09)	(0:11.51)	(0:11.22)		
5	8	TREVENSON	12	64.6	0:11.39	1:25.22 [5]	1:10.39 [10]	0:58.88 [9]	0:47.18 [7]	0:35.17 [8]	0:23.53 [8]	0:35.17 +7	
		Paul Hamblin		400m	400m	(0:14.83)	(0:11.51)	(0:11.70)	(0:12.01)	(0:11.64)	(0:11.39)		
6	5	EXPLOSIVE TYCOON	3	64.9	0:11.34	1:25.24 [6]	1:10.86 [4]	0:59.30 [4]	0:47.42 [5]	0:35.47 [5]	0:23.85 [5]	0:35.47 +8	
		Martin Harley		400m	400m	(0:14.38)	(0:11.56)	(0:11.88)	(0:11.95)	(0:11.62)	(0:11.34)		
7	9	HAMILTON BROWN	10	67.7	0:11.13	1:25.28 [7]	1:10.20 [11]	0:58.65 [11]	0:46.79 [12]	0:34.77 [12]	0:23.24 [12]	0:34.77 -4	
		Justin Huxtable		400m	400m	(0:15.08)	(0:11.55)	(0:11.86)	(0:12.02)	(0:11.53)	(0:11.13)		
8	17	GREY IMPACT	1	64.0	0:11.46	1:25.43 [8]	1:11.54 [1]	1:00.08 [1]	0:48.13 [1]	0:36.10 [1]	0:24.45 [1]	0:36.10 +1	
		Tahlia Fenlon		1200m	1200m	(0:13.89)	(0:11.46)	(0:11.95)	(0:12.03)	(0:11.65)	(0:11.78)		
9	6	NESCAFFIER	7	63.4	0:11.57	1:25.43 [9]	1:11.32 [3]	0:59.75 [3]	0:47.78 [3]	0:35.80 [3]	0:24.15 [3]	0:35.80 +0	
		Andrew Mallyon		1200m	1200m	(0:14.11)	(0:11.57)	(0:11.97)	(0:11.98)	(0:11.65)	(0:11.63)		
10	16	MATERIALIST	4	65.1	0:11.51	1:25.97 [10]	1:11.49 [5]	0:59.98 [5]	0:48.17 [4]	0:36.25 [4]	0:24.64 [4]	0:36.25 +2	
		Damien Thornton		400m	1200m	(0:14.48)	(0:11.51)	(0:11.81)	(0:11.92)	(0:11.61)	(0:11.54)		

Scratched: Love 'N' Games (#10), Tickle My Tosen (#21), Chaparral Chase (#19), Olivershare (#20), Pre Eminence (#1), Noble Decree (#7), Colleano (#3), Out Of Aces (#4)

Report Created: Wed 7 May 2025 16:54 GMT+10 (Note: Timing is based on position data)

Page 1/17

[ ] Ranking at each section and finish  
-:-:- No data available at this section  
NA No data available

SCN Saddle cloth number  
DNF Did not finish  
DNT Did not track

data processed by  TRIPLES DATA



## Eagle Farm QLD Professional

### Race 8: LADBROKES PUNTERS ASSIST Class 1 Handicap - 1400m

07 May 2025 - 16:38



BRISBANE  
RACING CLUB

Track Rating: Soft 6, Weather: Fine, Rail Position: +11m Entire

Section						Overall	1200m	1000m	800m	600m	400m	Last 600m	
Field Times						1:24.85 (0:13.89)	1:10.96 (0:11.46)	0:59.50 (0:11.95)	0:47.55 (0:12.03)	0:35.52 (0:11.65)	0:23.87 (0:11.53)	0:35.52	
Rank	TAB	Horse/Jockey	Barrier	Top Speed [km/h]	Fastest Section								Distance Travelled [m]
11	11	TRAPEDO	6	64.8	0:11.41	1:26.01 [11]	1:11.36 [6]	0:59.95 [6]	0:48.19 [6]	0:36.19 [6]	0:24.60 [6]	0:36.19	+9
		Cejay Graham		1200m	1200m	(0:14.65)	(0:11.41)	(0:11.76)	(0:12.00)	(0:11.59)	(0:11.61)		
12	14	SHERAQUAY	9	64.5	0:11.54	1:26.21 [12]	1:11.51 [8]	0:59.88 [8]	0:48.04 [9]	0:35.89 [11]	0:24.35 [10]	0:35.89	-1
		Angela Jones		Overall	600m	(0:14.70)	(0:11.63)	(0:11.84)	(0:12.15)	(0:11.54)	(0:11.69)		
13	18	SHADOW CRUISER	11	64.8	0:11.46	1:26.44 [13]	1:10.97 [13]	0:59.23 [13]	0:47.68 [13]	0:35.81 [13]	0:24.12 [13]	0:35.81	+7
		Robbie Dolan		1000m	400m	(0:15.47)	(0:11.74)	(0:11.55)	(0:11.87)	(0:11.69)	(0:11.46)		

Scratched: Love 'N' Games (#10), Tickle My Tosen (#21), Chaparral Chase (#19), Olivershare (#20), Pre Eminence (#1), Noble Decree (#7), Colleano (#3), Out Of Aces (#4)



# Eagle Farm QLD Professional

## Race 8: LADBROKES PUNTERS ASSIST Class 1 Handicap - 1400m

07 May 2025 - 16:38



BRISBANE  
RACING CLUB

Track Rating: Soft 6, Weather: Fine, Rail Position: +11m Entire

Section Field Times				200m 0:12.34 (0:12.34)				Last 600m 0:35.52	
Rank	TAB	Horse/Jockey	Barrier	Top Speed [km/h]	Fastest Section	Margin		Distance Travelled [m]	
1	15	ROCK HARD LOVE	5	65.3	0:11.32	0:12.06 [4]	1:24.85	0:34.85	
		Boris Thornton		400m	400m	(0:12.06)			
2	13	ACAPULCO GIRL	2	64.0	0:11.44	0:12.42 [1]	0.51L	0:35.53	+5
		Emily Lang		400m	400m	(0:12.42)			
3	12	SUNNY DISPOSITION	13	66.2	0:11.24	0:11.99 [10]	1.55L	0:34.82	+7
		Bailey Wheeler		400m	400m	(0:11.99)			
4	2	CARPACCIO	8	65.3	0:11.22	0:12.14 [8]	2.03L	0:34.87	+9
		Luke Dempsey		400m	400m	(0:12.14)			
5	8	TREVENSON	12	64.6	0:11.39	0:12.14 [9]	2.21L	0:35.17	+7
		Paul Hamblin		400m	400m	(0:12.14)			
6	5	EXPLOSIVE TYCOON	3	64.9	0:11.34	0:12.51 [2]	2.33L	0:35.47	+8
		Martin Harley		400m	400m	(0:12.51)			
7	9	HAMILTON BROWN	10	67.7	0:11.13	0:12.11 [11]	2.54L	0:34.77	-4
		Justin Huxtable		400m	400m	(0:12.11)			
8	17	GREY IMPACT	1	64.0	0:11.46	0:12.67 [3]	3.42L	0:36.10	+1
		Tahlia Fenlon		1200m	1200m	(0:12.67)			
9	6	NESCAFFIER	7	63.4	0:11.57	0:12.52 [6]	3.44L	0:35.80	+0
		Andrew Mallyon		1200m	1200m	(0:12.52)			
10	16	MATERIALIST	4	65.1	0:11.51	0:13.10 [5]	6.59L	0:36.25	+2
		Damien Thornton		400m	1200m	(0:13.10)			

Scratched: Love 'N' Games (#10), Tickle My Tosen (#21), Chaparral Chase (#19), Olivershare (#20), Pre Eminence (#1), Noble Decree (#7), Colleano (#3), Out Of Aces (#4)

Report Created: Wed 7 May 2025 16:54 GMT+10 (Note: Timing is based on position data)

Page 3/17

[ ] Ranking at each section and finish  
-:-:- No data available at this section  
NA No data available

SCN Saddle cloth number  
DNF Did not finish  
DNT Did not track

data processed by  TRIPLESDATA



## Eagle Farm QLD Professional

### Race 8: LADBROKES PUNTERS ASSIST Class 1 Handicap - 1400m

07 May 2025 - 16:38



BRISBANE  
RACING CLUB

Track Rating: Soft 6, Weather: Fine, Rail Position: +11m Entire

Section Field Times		200m 0:12.34 (0:12.34)		Last 600m 0:35.52					
Rank	TAB Horse/Jockey	Barrier	Top Speed [km/h]	Fastest Section	Margin		Distance Travelled [m]		
11	11 TRAPEDO Cejay Graham	6	64.8 1200m	0:11.41 1200m	0:12.99 [7] (0:12.99)	6.83L	0:36.19	+9	
12	14 SHERAQUAY Angela Jones	9	64.5 Overall	0:11.54 600m	0:12.66 [12] (0:12.66)	8.03L	0:35.89	-1	
13	18 SHADOW CRUISER Robbie Dolan	11	64.8 1000m	0:11.46 400m	0:12.66 [13] (0:12.66)	9.36L	0:35.81	+7	

Scratched: Love 'N' Games (#10), Tickle My Tosen (#21), Chaparral Chase (#19), Olivershare (#20), Pre Eminence (#1), Noble Decree (#7), Colleano (#3), Out Of Aces (#4)



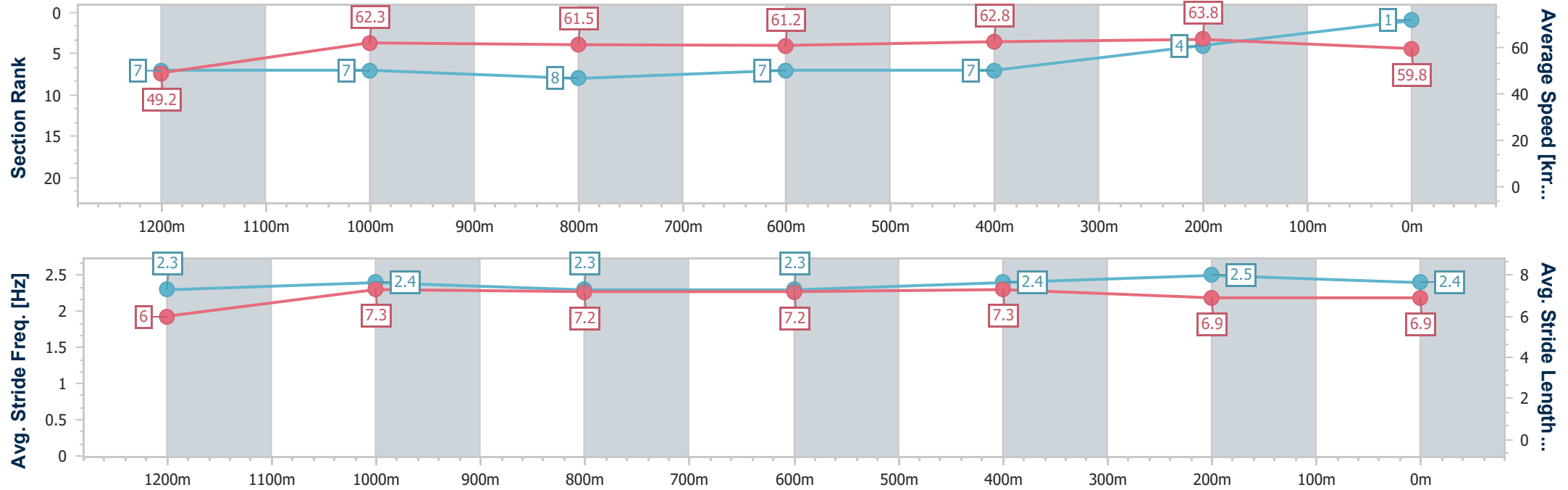
Horse/Jockey Name	Rock Hard Love
Final Rank	1
Fastest Section Time (Section)	0:11.32 (400m)
Top Speed [km/h] (Section)	65.3 (400m)
Race State	Finished



Eagle Farm QLD Professional  
Race 8: LADBROKES PUNTERS ASSIST Class 1 Handicap - 1400m  
07 May 2025 - 16:38  
Track Rating: Soft 6, Weather: Fine, Rail Position: +11m Entire



Section	Overall	1200m	1000m	800m	600m	400m	200m						
Section Times	1:24.85 [1] (0:14.69)	1:10.16 [7] (0:11.61)	0:58.55 [7] (0:11.82)	0:46.73 [8] (0:11.88)	0:34.85 [7] (0:11.47)	0:23.38 [7] (0:11.32)	0:12.06 [4] (0:12.06)						
Average Speed [km/h]	49.2	62.3	61.5	61.2	62.8	63.8	59.8						
Top Speed [km/h]	62.8	63.5	62.7	62.2	65.1	65.3	62.5						
Avg. Dist. to Rail [m]	5.2	3.6	2.5	1.5	1.0	4.8	8.8						
Avg. Stride Freq. [Hz]	2.3	2.4	2.3	2.3	2.4	2.5	2.4						
Avg. Stride Length [m]	6.0	7.3	7.2	7.2	7.3	6.9	6.9						



[ ] Ranking at each section and finish  
-.-.- No data available at this section  
NA No data available





Horse/Jockey Name	Acapulco Girl
Final Rank	2
Fastest Section Time (Section)	0:11.44 (400m)
Top Speed [km/h] (Section)	64.0 (400m)
Race State	Finished

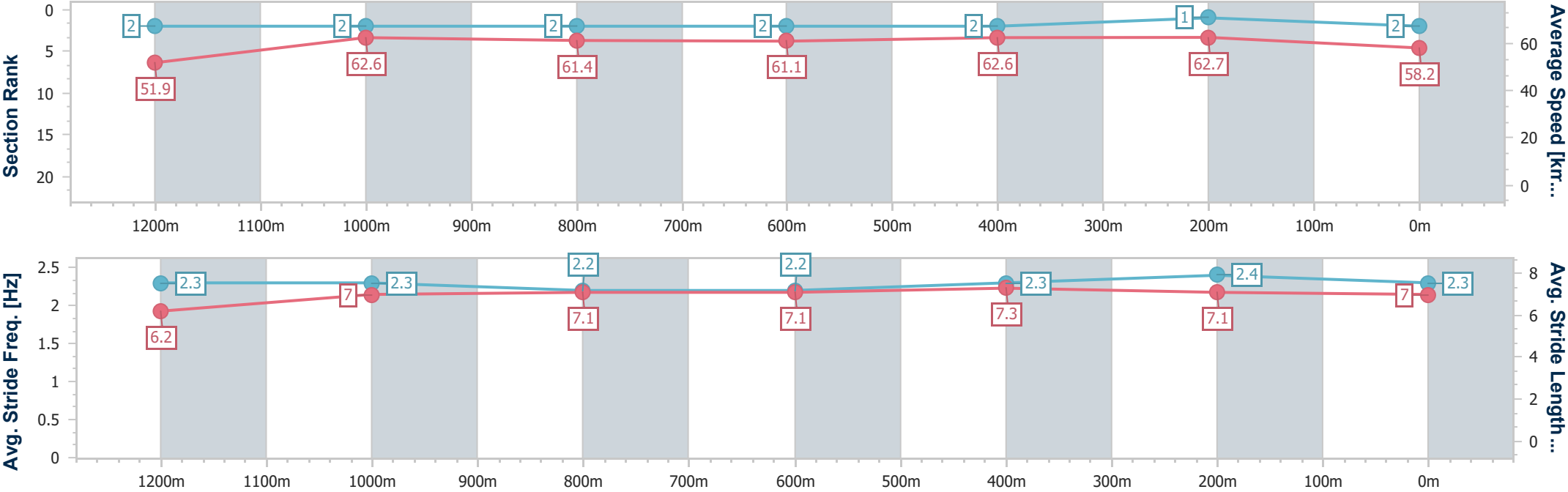


Eagle Farm QLD Professional  
Race 8: LADBROKES PUNTERS ASSIST Class 1 Handicap - 1400m  
07 May 2025 - 16:38  
Track Rating: Soft 6, Weather: Fine, Rail Position: +11m Entire



BRISBANE  
RACING CLUB

Section	Overall	1200m	1000m	800m	600m	400m	200m						
Section Times	1:24.93 [2] (0:13.94)	1:10.99 [2] (0:11.55)	0:59.44 [2] (0:11.95)	0:47.49 [2] (0:11.96)	0:35.53 [2] (0:11.67)	0:23.86 [2] (0:11.44)	0:12.42 [1] (0:12.42)						
Average Speed [km/h]	51.9	62.6	61.4	61.1	62.6	62.7	58.2						
Top Speed [km/h]	63.4	63.5	62.0	61.7	63.9	64.0	60.7						
Avg. Dist. to Rail [m]	3.8	3.1	3.7	3.5	2.7	5.0	8.3						
Avg. Stride Freq. [Hz]	2.3	2.3	2.2	2.2	2.3	2.4	2.3						
Avg. Stride Length [m]	6.2	7.0	7.1	7.1	7.3	7.1	7.0						





Horse/Jockey Name	Sunny Disposition
Final Rank	3
Fastest Section Time (Section)	0:11.24 (400m)
Top Speed [km/h] (Section)	66.2 (400m)
Race State	Finished

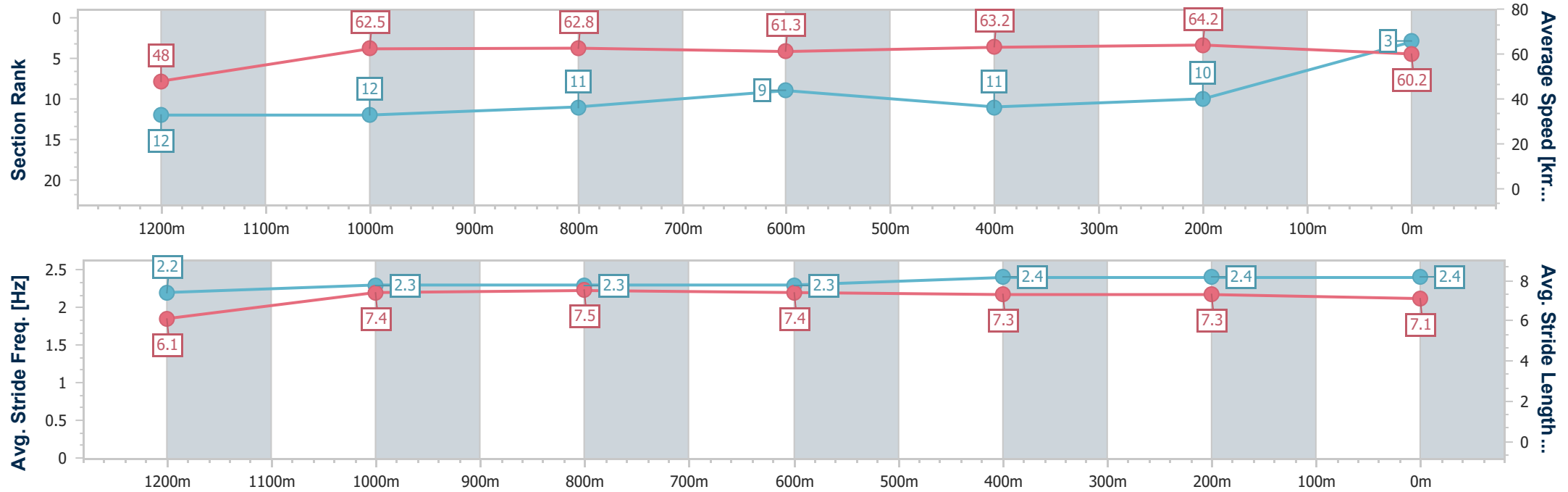


Eagle Farm QLD Professional  
Race 8: LADBROKES PUNTERS ASSIST Class 1 Handicap - 1400m  
07 May 2025 - 16:38  
Track Rating: Soft 6, Weather: Fine, Rail Position: +11m Entire



BRISBANE  
RACING CLUB

Section	Overall	1200m	1000m	800m	600m	400m	200m						
Section Times	1:25.11 [3] (0:15.08)	1:10.03 [12] (0:11.61)	0:58.42 [12] (0:11.64)	0:46.78 [11] (0:11.96)	0:34.82 [9] (0:11.59)	0:23.23 [11] (0:11.24)	0:11.99 [10] (0:11.99)						
Average Speed [km/h]	48.0	62.5	62.8	61.3	63.2	64.2	60.2						
Top Speed [km/h]	59.8	63.3	64.4	63.5	65.4	66.2	63.3						
Avg. Dist. to Rail [m]	10.5	3.8	3.8	4.0	3.8	6.6	8.6						
Avg. Stride Freq. [Hz]	2.2	2.3	2.3	2.3	2.4	2.4	2.4						
Avg. Stride Length [m]	6.1	7.4	7.5	7.4	7.3	7.3	7.1						





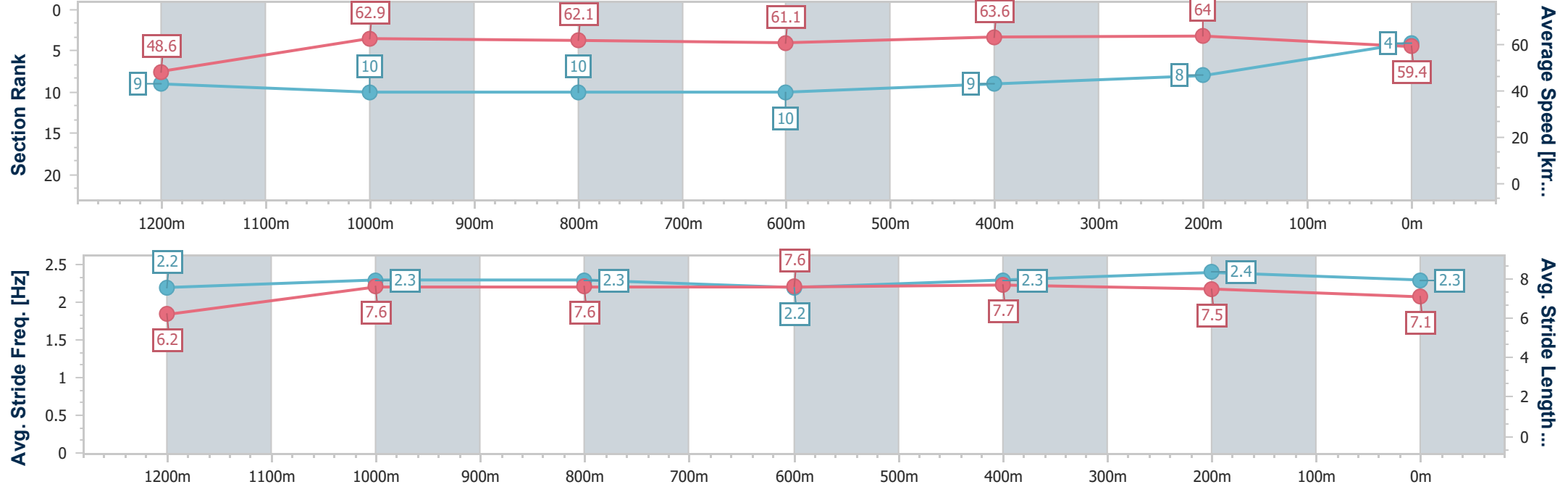
Horse/Jockey Name	Carpaccio
Final Rank	4
Fastest Section Time (Section)	0:11.22 (400m)
Top Speed [km/h] (Section)	65.3 (400m)
Race State	Finished



Eagle Farm QLD Professional  
Race 8: LADBROKES PUNTERS ASSIST Class 1 Handicap - 1400m  
07 May 2025 - 16:38  
Track Rating: Soft 6, Weather: Fine, Rail Position: +11m Entire



Section	Overall	1200m	1000m	800m	600m	400m	200m						
Section Times	1:25.19 [4] (0:14.82)	1:10.37 [9] (0:11.56)	0:58.81 [10] (0:11.85)	0:46.96 [10] (0:12.09)	0:34.87 [10] (0:11.51)	0:23.36 [9] (0:11.22)	0:12.14 [8] (0:12.14)						
Average Speed [km/h]	48.6	62.9	62.1	61.1	63.6	64.0	59.4						
Top Speed [km/h]	61.9	63.7	63.8	62.8	64.5	65.3	62.7						
Avg. Dist. to Rail [m]	6.7	3.4	4.7	5.5	3.9	5.5	7.4						
Avg. Stride Freq. [Hz]	2.2	2.3	2.3	2.2	2.3	2.4	2.3						
Avg. Stride Length [m]	6.2	7.6	7.6	7.6	7.7	7.5	7.1						





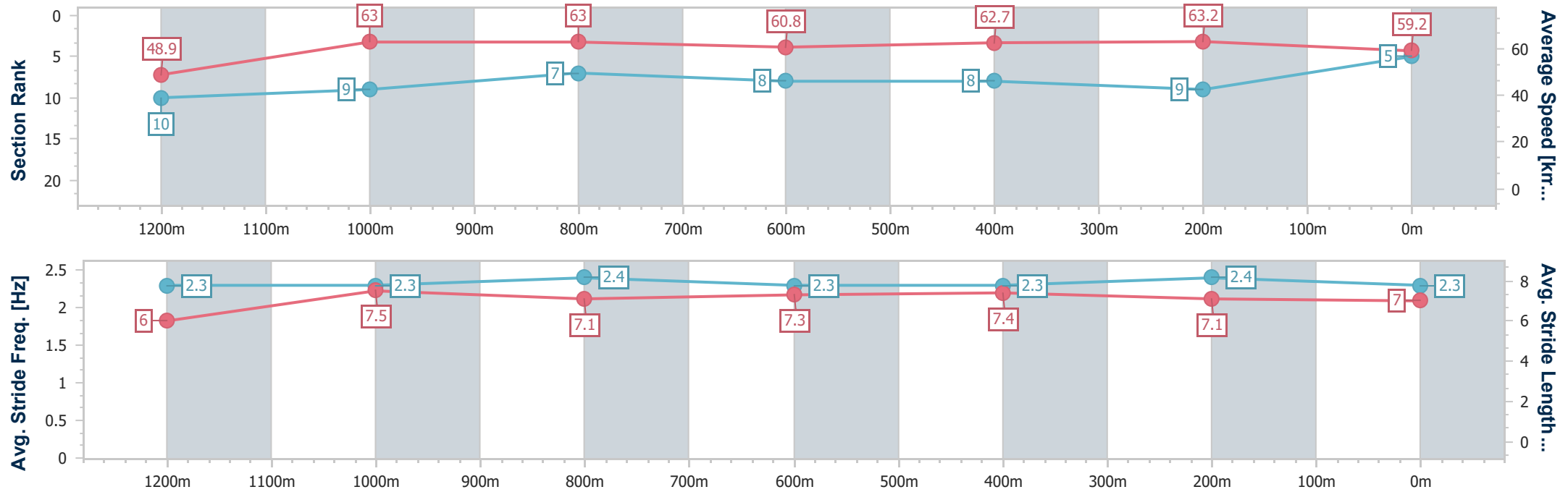
Horse/Jockey Name	Trevenson
Final Rank	5
Fastest Section Time (Section)	0:11.39 (400m)
Top Speed [km/h] (Section)	64.6 (400m)
Race State	Finished



Eagle Farm QLD Professional  
Race 8: LADBROKES PUNTERS ASSIST Class 1 Handicap - 1400m  
07 May 2025 - 16:38  
Track Rating: Soft 6, Weather: Fine, Rail Position: +11m Entire



Section	Overall	1200m	1000m	800m	600m	400m	200m						
Section Times	1:25.22 [5] (0:14.83)	1:10.39 [10] (0:11.51)	0:58.88 [9] (0:11.70)	0:47.18 [7] (0:12.01)	0:35.17 [8] (0:11.64)	0:23.53 [8] (0:11.39)	0:12.14 [9] (0:12.14)						
Average Speed [km/h]	48.9	63.0	63.0	60.8	62.7	63.2	59.2						
Top Speed [km/h]	59.7	63.7	64.5	62.0	64.1	64.6	61.6						
Avg. Dist. to Rail [m]	9.5	4.2	4.6	3.9	2.5	6.6	8.8						
Avg. Stride Freq. [Hz]	2.3	2.3	2.4	2.3	2.3	2.4	2.3						
Avg. Stride Length [m]	6.0	7.5	7.1	7.3	7.4	7.1	7.0						





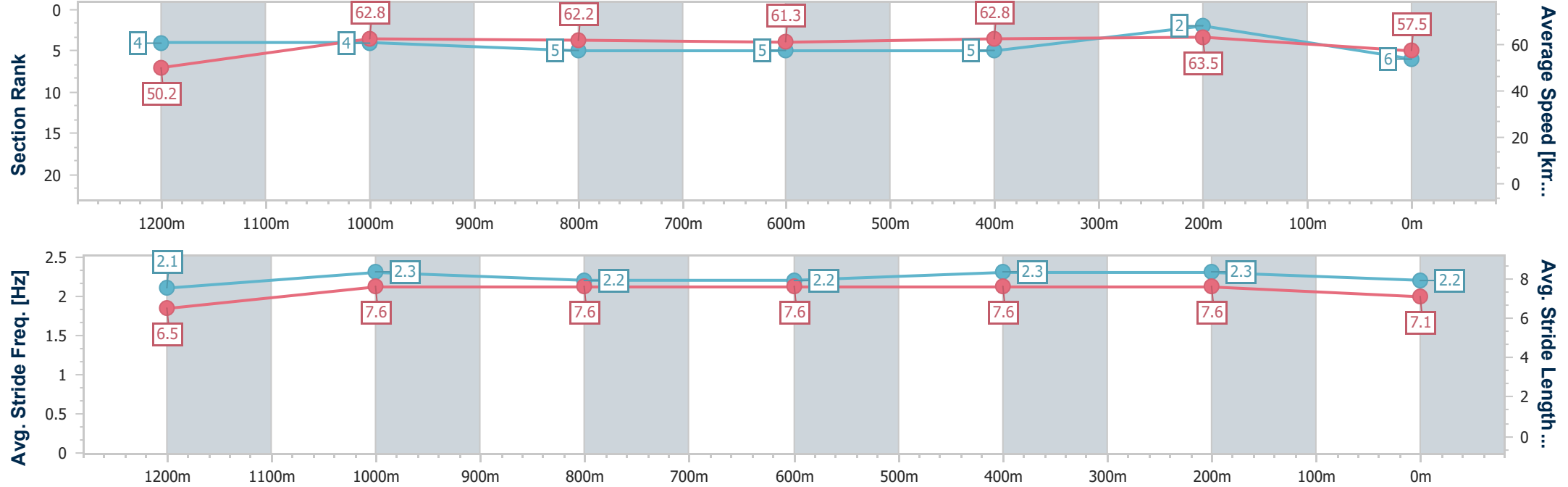
Horse/Jockey Name	Explosive Tycoon
Final Rank	6
Fastest Section Time (Section)	0:11.34 (400m)
Top Speed [km/h] (Section)	64.9 (400m)
Race State	Finished



Eagle Farm QLD Professional  
Race 8: LADBROKES PUNTERS ASSIST Class 1 Handicap - 1400m  
07 May 2025 - 16:38  
Track Rating: Soft 6, Weather: Fine, Rail Position: +11m Entire



Section	Overall	1200m	1000m	800m	600m	400m	200m						
Section Times	1:25.24 [6] (0:14.38)	1:10.86 [4] (0:11.56)	0:59.30 [4] (0:11.88)	0:47.42 [5] (0:11.95)	0:35.47 [5] (0:11.62)	0:23.85 [5] (0:11.34)	0:12.51 [2] (0:12.51)						
Average Speed [km/h]	50.2	62.8	62.2	61.3	62.8	63.5	57.5						
Top Speed [km/h]	61.3	63.6	63.1	62.5	64.8	64.9	61.2						
Avg. Dist. to Rail [m]	4.6	4.7	5.4	4.7	2.3	3.7	4.5						
Avg. Stride Freq. [Hz]	2.1	2.3	2.2	2.2	2.3	2.3	2.2						
Avg. Stride Length [m]	6.5	7.6	7.6	7.6	7.6	7.6	7.1						





Horse/Jockey Name	Hamilton Brown
Final Rank	7
Fastest Section Time (Section)	0:11.13 (400m)
Top Speed [km/h] (Section)	67.7 (400m)
Race State	Finished

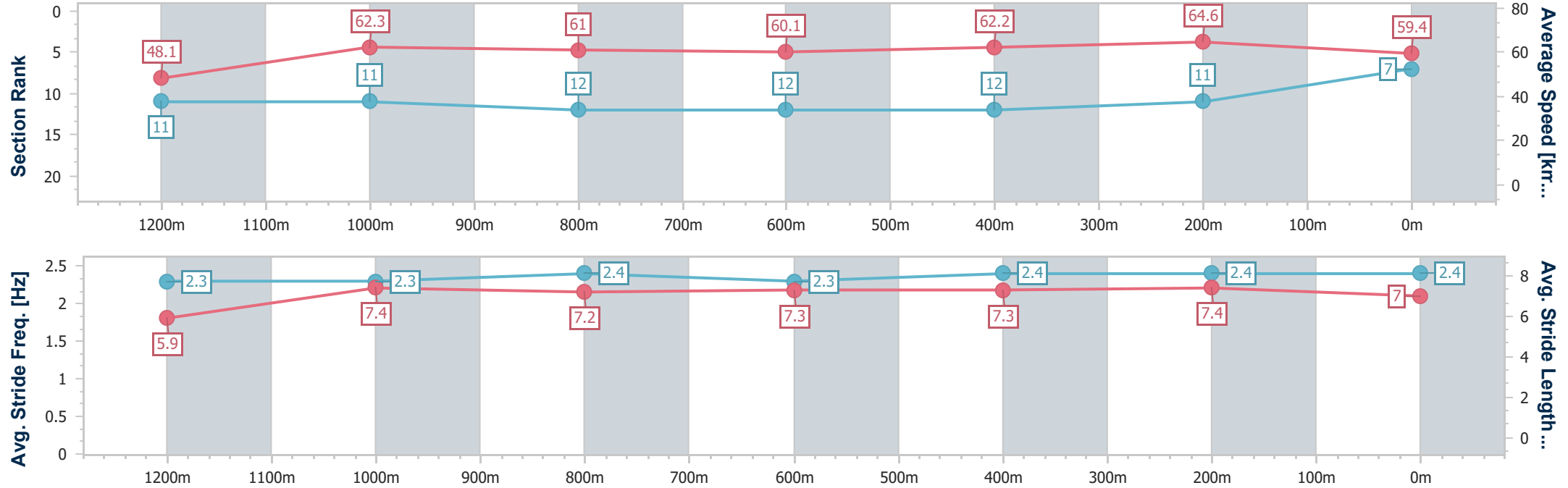


Eagle Farm QLD Professional  
Race 8: LADBROKES PUNTERS ASSIST Class 1 Handicap - 1400m  
07 May 2025 - 16:38  
Track Rating: Soft 6, Weather: Fine, Rail Position: +11m Entire



BRISBANE  
RACING CLUB

Section	Overall	1200m	1000m	800m	600m	400m	200m						
Section Times	1:25.28 [7] (0:15.08)	1:10.20 [11] (0:11.55)	0:58.65 [11] (0:11.86)	0:46.79 [12] (0:12.02)	0:34.77 [12] (0:11.53)	0:23.24 [12] (0:11.13)	0:12.11 [11] (0:12.11)						
Average Speed [km/h]	48.1	62.3	61.0	60.1	62.2	64.6	59.4						
Top Speed [km/h]	63.1	63.7	62.6	60.8	65.6	67.7	62.4						
Avg. Dist. to Rail [m]	6.8	1.6	1.1	0.5	1.0	0.5	0.5						
Avg. Stride Freq. [Hz]	2.3	2.3	2.4	2.3	2.4	2.4	2.4						
Avg. Stride Length [m]	5.9	7.4	7.2	7.3	7.3	7.4	7.0						





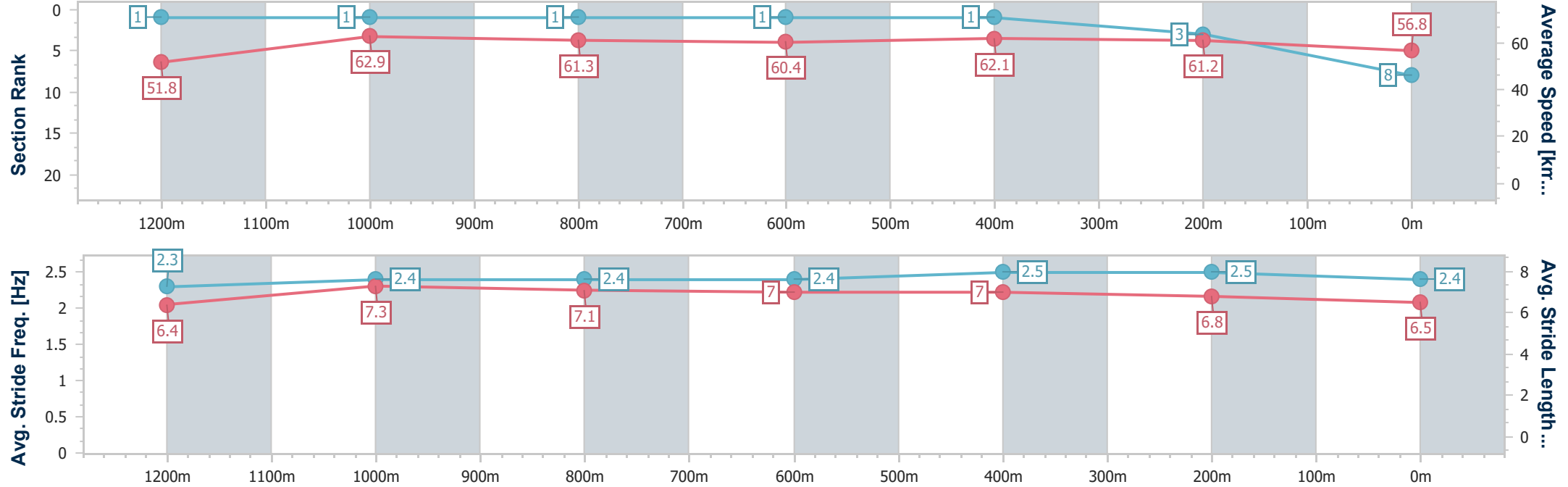
Horse/Jockey Name	Grey Impact
Final Rank	8
Fastest Section Time (Section)	0:11.46 (1200m)
Top Speed [km/h] (Section)	64.0 (1200m)
Race State	Finished



Eagle Farm QLD Professional  
Race 8: LADBROKES PUNTERS ASSIST Class 1 Handicap - 1400m  
07 May 2025 - 16:38  
Track Rating: Soft 6, Weather: Fine, Rail Position: +11m Entire



Section	Overall	1200m	1000m	800m	600m	400m	200m						
Section Times	1:25.43 [8] (0:13.89)	1:11.54 [1] (0:11.46)	1:00.08 [1] (0:11.95)	0:48.13 [1] (0:12.03)	0:36.10 [1] (0:11.65)	0:24.45 [1] (0:11.78)	0:12.67 [3] (0:12.67)						
Average Speed [km/h]	51.8	62.9	61.3	60.4	62.1	61.2	56.8						
Top Speed [km/h]	63.6	64.0	62.5	61.3	63.2	62.3	59.6						
Avg. Dist. to Rail [m]	2.6	2.4	2.9	2.7	1.1	1.2	2.0						
Avg. Stride Freq. [Hz]	2.3	2.4	2.4	2.4	2.5	2.5	2.4						
Avg. Stride Length [m]	6.4	7.3	7.1	7.0	7.0	6.8	6.5						





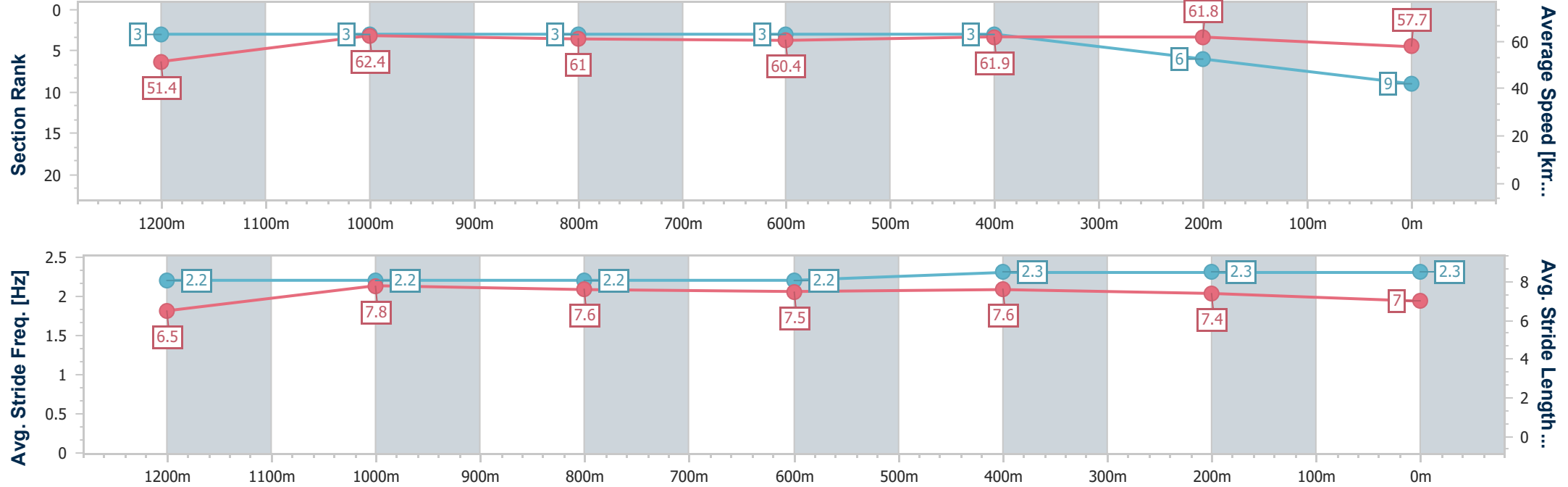
Horse/Jockey Name	Nescaffier
Final Rank	9
Fastest Section Time (Section)	0:11.57 (1200m)
Top Speed [km/h] (Section)	63.4 (1200m)
Race State	Finished



Eagle Farm QLD Professional  
Race 8: LADBROKES PUNTERS ASSIST Class 1 Handicap - 1400m  
07 May 2025 - 16:38  
Track Rating: Soft 6, Weather: Fine, Rail Position: +11m Entire



Section	Overall	1200m	1000m	800m	600m	400m	200m						
Section Times	1:25.43 [9] (0:14.11)	1:11.32 [3] (0:11.57)	0:59.75 [3] (0:11.97)	0:47.78 [3] (0:11.98)	0:35.80 [3] (0:11.65)	0:24.15 [3] (0:11.63)	0:12.52 [6] (0:12.52)						
Average Speed [km/h]	51.4	62.4	61.0	60.4	61.9	61.8	57.7						
Top Speed [km/h]	62.4	63.4	61.3	61.3	62.7	63.3	60.1						
Avg. Dist. to Rail [m]	6.8	2.8	2.7	1.5	0.8	0.7	0.6						
Avg. Stride Freq. [Hz]	2.2	2.2	2.2	2.2	2.3	2.3	2.3						
Avg. Stride Length [m]	6.5	7.8	7.6	7.5	7.6	7.4	7.0						







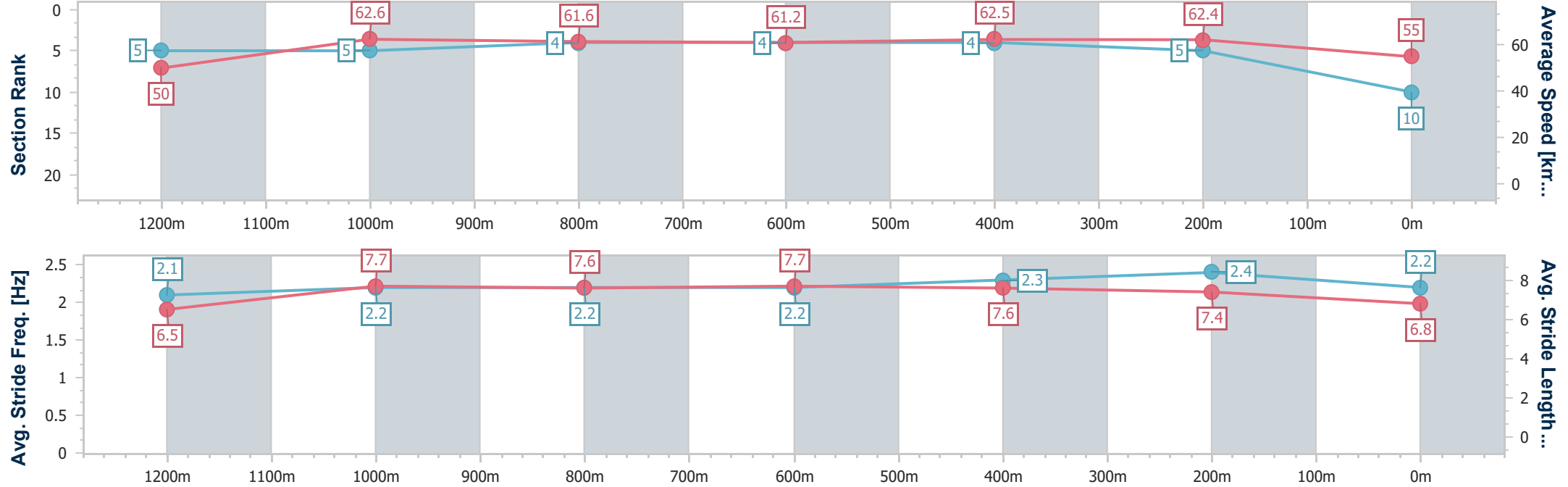
Horse/Jockey Name	Materialist
Final Rank	10
Fastest Section Time (Section)	0:11.51 (1200m)
Top Speed [km/h] (Section)	65.1 (400m)
Race State	Finished



Eagle Farm QLD Professional  
Race 8: LADBROKES PUNTERS ASSIST Class 1 Handicap -  
1400m  
07 May 2025 - 16:38  
Track Rating: Soft 6, Weather: Fine, Rail Position: +11m Entire



Section	Overall	1200m	1000m	800m	600m	400m	200m						
Section Times	1:25.97 [10] (0:14.48)	1:11.49 [5] (0:11.51)	0:59.98 [5] (0:11.81)	0:48.17 [4] (0:11.92)	0:36.25 [4] (0:11.61)	0:24.64 [4] (0:11.54)	0:13.10 [5] (0:13.10)						
Average Speed [km/h]	50.0	62.6	61.6	61.2	62.5	62.4	55.0						
Top Speed [km/h]	63.3	63.9	62.3	61.7	64.4	65.1	58.9						
Avg. Dist. to Rail [m]	4.3	2.6	2.7	2.3	1.7	3.3	4.3						
Avg. Stride Freq. [Hz]	2.1	2.2	2.2	2.2	2.3	2.4	2.2						
Avg. Stride Length [m]	6.5	7.7	7.6	7.7	7.6	7.4	6.8						





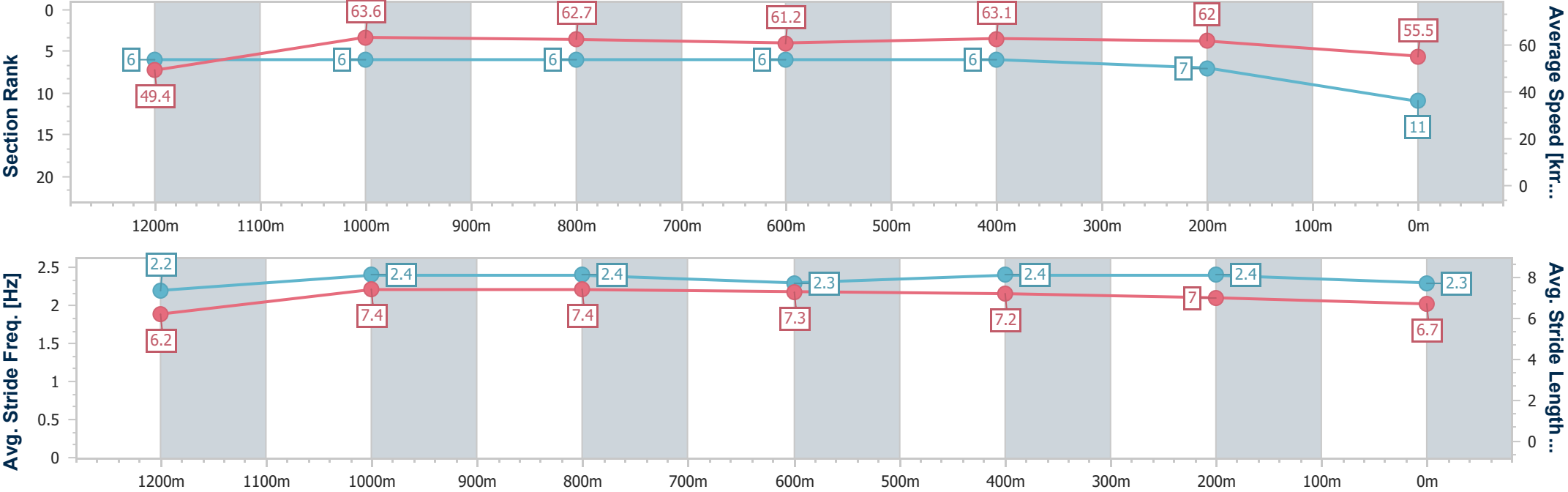
Horse/Jockey Name	Trapedo
Final Rank	11
Fastest Section Time (Section)	0:11.41 (1200m)
Top Speed [km/h] (Section)	64.8 (1200m)
Race State	Finished



Eagle Farm QLD Professional  
Race 8: LADBROKES PUNTERS ASSIST Class 1 Handicap - 1400m  
07 May 2025 - 16:38  
Track Rating: Soft 6, Weather: Fine, Rail Position: +11m Entire



Section	Overall	1200m	1000m	800m	600m	400m	200m						
Section Times	1:26.01 [11] (0:14.65)	1:11.36 [6] (0:11.41)	0:59.95 [6] (0:11.76)	0:48.19 [6] (0:12.00)	0:36.19 [6] (0:11.59)	0:24.60 [6] (0:11.61)	0:12.99 [7] (0:12.99)						
Average Speed [km/h]	49.4	63.6	62.7	61.2	63.1	62.0	55.5						
Top Speed [km/h]	63.4	64.8	63.3	62.2	63.9	64.0	59.5						
Avg. Dist. to Rail [m]	6.2	5.0	4.8	5.0	3.7	5.5	6.3						
Avg. Stride Freq. [Hz]	2.2	2.4	2.4	2.3	2.4	2.4	2.3						
Avg. Stride Length [m]	6.2	7.4	7.4	7.3	7.2	7.0	6.7						





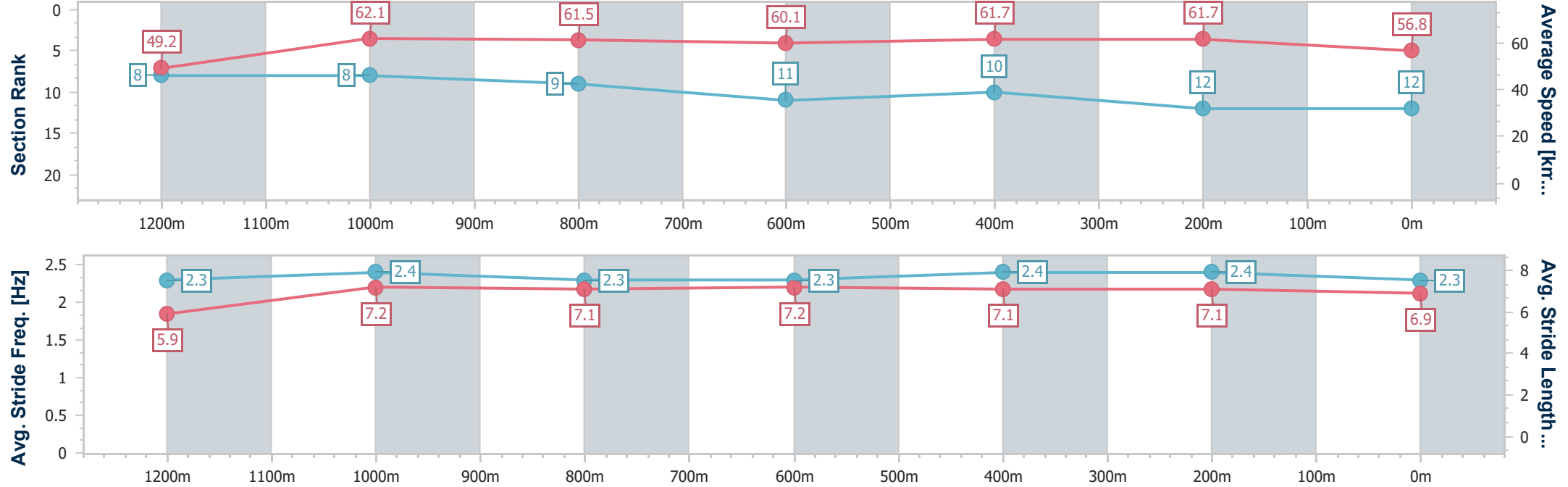
Horse/Jockey Name	Sheraquay
Final Rank	12
Fastest Section Time (Section)	0:11.54 (600m)
Top Speed [km/h] (Section)	64.5 (Overall)
Race State	Finished



Eagle Farm QLD Professional  
Race 8: LADBROKES PUNTERS ASSIST Class 1 Handicap - 1400m  
07 May 2025 - 16:38  
Track Rating: Soft 6, Weather: Fine, Rail Position: +11m Entire



Section	Overall	1200m	1000m	800m	600m	400m	200m						
Section Times	1:26.21 [12] (0:14.70)	1:11.51 [8] (0:11.63)	0:59.88 [8] (0:11.84)	0:48.04 [9] (0:12.15)	0:35.89 [11] (0:11.54)	0:24.35 [10] (0:11.69)	0:12.66 [12] (0:12.66)						
Average Speed [km/h]	49.2	62.1	61.5	60.1	61.7	61.7	56.8						
Top Speed [km/h]	64.5	64.4	63.7	61.0	63.9	63.9	59.1						
Avg. Dist. to Rail [m]	5.4	3.0	3.1	2.7	2.3	3.6	3.8						
Avg. Stride Freq. [Hz]	2.3	2.4	2.3	2.3	2.4	2.4	2.3						
Avg. Stride Length [m]	5.9	7.2	7.1	7.2	7.1	7.1	6.9						





Horse/Jockey Name	Shadow Cruiser
Final Rank	13
Fastest Section Time (Section)	0:11.46 (400m)
Top Speed [km/h] (Section)	64.8 (1000m)
Race State	Finished



Eagle Farm QLD Professional  
Race 8: LADBROKES PUNTERS ASSIST Class 1 Handicap - 1400m  
07 May 2025 - 16:38  
Track Rating: Soft 6, Weather: Fine, Rail Position: +11m Entire



Section	Overall	1200m	1000m	800m	600m	400m	200m						
Section Times	1:26.44 [13] (0:15.47)	1:10.97 [13] (0:11.74)	0:59.23 [13] (0:11.55)	0:47.68 [13] (0:11.87)	0:35.81 [13] (0:11.69)	0:24.12 [13] (0:11.46)	0:12.66 [13] (0:12.66)						
Average Speed [km/h]	46.9	61.8	63.2	61.9	62.3	62.9	56.9						
Top Speed [km/h]	58.9	63.9	64.8	64.8	64.2	64.8	61.6						
Avg. Dist. to Rail [m]	8.6	3.7	3.7	4.1	3.2	6.6	5.8						
Avg. Stride Freq. [Hz]	2.2	2.4	2.4	2.3	2.4	2.4	2.3						
Avg. Stride Length [m]	5.9	7.3	7.4	7.4	7.3	7.2	6.9						

