



DoombenProfessional
Race 1: BECOME A BRC MEMBER QTIS Two-Year-Old Maiden Plate - 1200m
11 June 2025 - 12:35



Track Rating: Good 4, Weather: Fine, Rail Position: +9m Entire

Section		Overall				1000m	800m	600m	400m	200m	Last 600m		
Field Times		1:11.74 (0:13.18)				0:58.56 (0:10.77)	0:47.79 (0:11.75)	0:36.04 (0:12.13)	0:23.91 (0:11.66)	0:12.25 (0:12.25)	0:36.04		
Rank	TAB	Horse/Jockey	Barrier	Top Speed [km/h]	Fastest Section						Margin	Distance Travelled [m]	
1	10	KAHLUA GIRL	10	69.4	0:10.77	1:11.74 [1]	0:58.56 [1]	0:47.79 [1]	0:35.97 [2]	0:23.82 [2]	0:12.25 [1]	1:11.74	0:35.97
		Michael Rodd		1000m	1000m	(0:13.18)	(0:10.77)	(0:11.82)	(0:12.15)	(0:11.57)	(0:12.25)		
2	7	CRASH THE PARTY	7	67.8	0:10.95	1:11.75 [2]	0:57.78 [11]	0:46.83 [11]	0:35.07 [12]	0:23.20 [9]	0:11.74 [7]	0.09L	0:35.07 +0
		Jaden Lloyd		1000m	1000m	(0:13.97)	(0:10.95)	(0:11.76)	(0:11.87)	(0:11.46)	(0:11.74)		
3	17	ASTERNEFFORT	6	68.0	0:10.95	1:11.89 [3]	0:58.19 [8]	0:47.24 [8]	0:35.52 [8]	0:23.53 [5]	0:11.99 [6]	0.91L	0:35.52 +6
		Cejay Graham		1000m	1000m	(0:13.70)	(0:10.95)	(0:11.72)	(0:11.99)	(0:11.54)	(0:11.99)		
4	1	ENFORCEABLE	4	69.4	0:10.99	1:11.92 [4]	0:58.65 [3]	0:47.66 [4]	0:35.81 [4]	0:23.73 [4]	0:12.07 [3]	1.06L	0:35.81 -1
		Kyle Wilson-Taylor		Overall	1000m	(0:13.27)	(0:10.99)	(0:11.85)	(0:12.08)	(0:11.66)	(0:12.07)		
5	12	READY FOR AIMEE	3	68.5	0:10.79	1:11.92 [5]	0:58.73 [2]	0:47.94 [2]	0:36.22 [1]	0:24.09 [1]	0:12.32 [2]	1.09L	0:36.22 -2
		Angela Jones		Overall	1000m	(0:13.19)	(0:10.79)	(0:11.72)	(0:12.13)	(0:11.77)	(0:12.32)		
6	2	LYNEHAM	11	68.2	0:10.96	1:12.02 [6]	0:58.38 [7]	0:47.42 [7]	0:35.73 [7]	0:23.60 [6]	0:12.13 [5]	1.66L	0:35.73 +5
		Justin Huxtable		1000m	1000m	(0:13.64)	(0:10.96)	(0:11.69)	(0:12.13)	(0:11.47)	(0:12.13)		
7	3	SPOT THE AUSSIE	12	66.6	0:11.03	1:12.20 [7]	0:58.16 [12]	0:47.13 [12]	0:35.54 [11]	0:23.35 [12]	0:11.82 [10]	2.75L	0:35.54 +9
		Luke Dempsey		1000m	1000m	(0:14.04)	(0:11.03)	(0:11.59)	(0:12.19)	(0:11.53)	(0:11.82)		
8	13	CARAMELFUDGESUNDAE	2	70.1	0:10.88	1:12.31 [8]	0:58.88 [4]	0:48.00 [5]	0:36.09 [6]	0:23.87 [7]	0:12.23 [9]	3.36L	0:36.09 +5
		Craig Williams		1000m	1000m	(0:13.43)	(0:10.88)	(0:11.91)	(0:12.22)	(0:11.64)	(0:12.23)		
9	4	SUMMATION	9	68.2	0:10.86	1:12.32 [9]	0:58.39 [10]	0:47.53 [10]	0:35.91 [9]	0:23.75 [10]	0:12.25 [8]	3.46L	0:35.91 +8
		Damien Thornton		1000m	1000m	(0:13.93)	(0:10.86)	(0:11.62)	(0:12.16)	(0:11.50)	(0:12.25)		
10	9	GYPSY WISH	8	68.0	0:10.76	1:13.03 [10]	0:59.58 [5]	0:48.82 [3]	0:37.08 [3]	0:24.86 [3]	0:13.15 [4]	7.63L	0:37.08 +6
		Cobi Vitler		1000m	1000m	(0:13.45)	(0:10.76)	(0:11.74)	(0:12.22)	(0:11.71)	(0:13.15)		

Scratched: Wannabe Brutal (#14), Alpha Sofie (#5), Cornerback (#20), Carbonara (#6), La Potenza (#11), Piertaga (#15), Lockyer (#18), Kimura Lock (#19)



DoombenProfessional
Race 1: BECOME A BRC MEMBER QTIS Two-Year-Old Maiden Plate - 1200m

11 June 2025 - 12:35



Track Rating: Good 4, Weather: Fine, Rail Position: +9m Entire

Section					Overall	1000m	800m	600m	400m	200m	Last 600m			
Field Times					1:11.74 (0:13.18)	0:58.56 (0:10.77)	0:47.79 (0:11.75)	0:36.04 (0:12.13)	0:23.91 (0:11.66)	0:12.25 (0:12.25)	0:36.04			
Rank	TAB	Horse/Jockey	Barrier	Top Speed [km/h]	Fastest Section							Margin		Distance Travelled [m]
11	16	RASCAL BOI	5	68.3	0:10.89	1:14.25 [11]	1:00.46 [9]	0:49.57 [9]	0:37.80 [10]	0:25.49 [11]	0:13.21 [11]	14.81L	0:37.80	+3
		Paul Hamblin		1000m	1000m	(0:13.79)	(0:10.89)	(0:11.77)	(0:12.31)	(0:12.28)	(0:13.21)			
12	8	FLYING SAMMI	1	67.8	0:10.91	1:14.84 [12]	1:01.39 [6]	0:50.48 [6]	0:38.68 [5]	0:26.35 [8]	0:13.78 [12]	18.28L	0:38.68	-3
		Karl Zechner		1000m	1000m	(0:13.45)	(0:10.91)	(0:11.80)	(0:12.33)	(0:12.57)	(0:13.78)			

Scratched: Wannabe Brutal (#14), Alpha Sofie (#5), Cornerback (#20), Carbonara (#6), La Potenza (#11), Piertaga (#15), Lockyer (#18), Kimura Lock (#19)



Horse/Jockey Name	Kahlua Girl
Final Rank	1
Fastest Section Time (Section)	0:10.77 (1000m)
Top Speed [km/h] (Section)	69.4 (1000m)
Race State	Finished

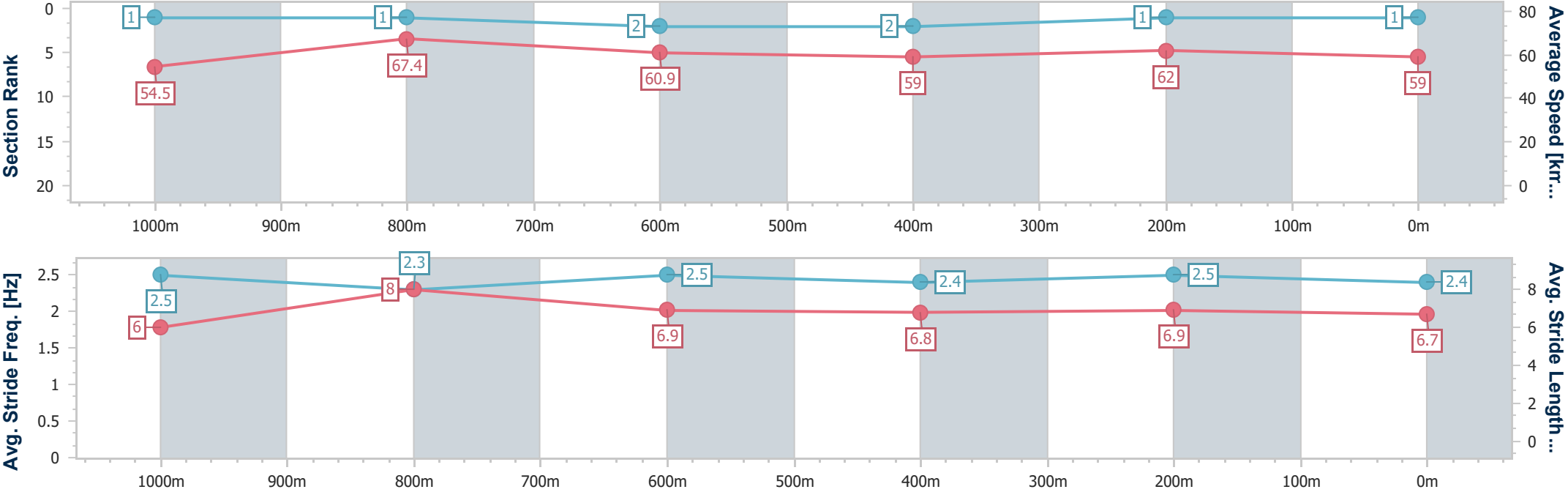


DoombenProfessional
Race 1: BECOME A BRC MEMBER QTIS Two-Year-Old Maiden
Plate - 1200m
11 June 2025 - 12:35
Track Rating: Good 4, Weather: Fine, Rail Position: +9m Entire



BRISBANE
RACING CLUB

Section	Overall	1000m	800m	600m	400m	200m								
Section Times	1:11.74 [1] (0:13.18)	0:58.56 [1] (0:10.77)	0:47.79 [1] (0:11.82)	0:35.97 [2] (0:12.15)	0:23.82 [2] (0:11.57)	0:12.25 [1] (0:12.25)								
Average Speed [km/h]	54.5	67.4	60.9	59.0	62.0	59.0								
Top Speed [km/h]	68.8	69.4	63.3	60.6	63.5	61.7								
Avg. Dist. to Rail [m]	6.4	2.2	0.6	0.9	0.7	1.3								
Avg. Stride Freq. [Hz]	2.5	2.3	2.5	2.4	2.5	2.4								
Avg. Stride Length [m]	6.0	8.0	6.9	6.8	6.9	6.7								





Horse/Jockey Name	Crash The Party
Final Rank	2
Fastest Section Time (Section)	0:10.95 (1000m)
Top Speed [km/h] (Section)	67.8 (1000m)
Race State	Finished

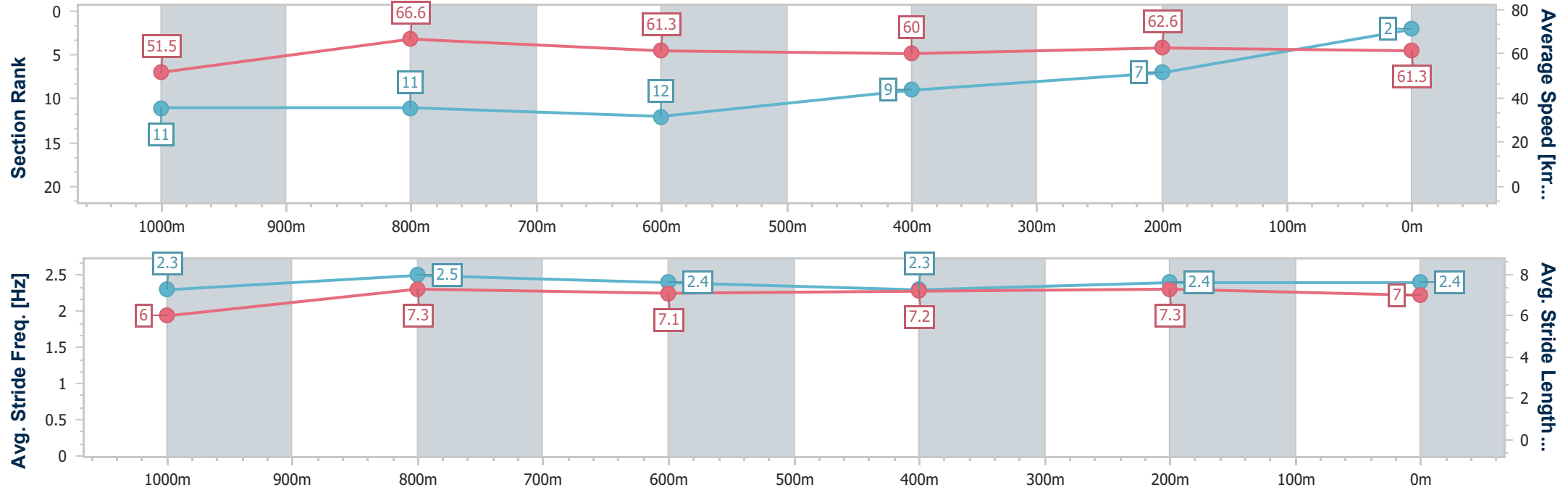


DoombenProfessional
Race 1: BECOME A BRC MEMBER QTIS Two-Year-Old Maiden
Plate - 1200m
11 June 2025 - 12:35
Track Rating: Good 4, Weather: Fine, Rail Position: +9m Entire



BRISBANE
RACING CLUB

Section	Overall	1000m	800m	600m	400m	200m							
Section Times	1:11.75 [2] (0:13.97)	0:57.78 [11] (0:10.95)	0:46.83 [11] (0:11.76)	0:35.07 [12] (0:11.87)	0:23.20 [9] (0:11.46)	0:11.74 [7] (0:11.74)							
Average Speed [km/h]	51.5	66.6	61.3	60.0	62.6	61.3							
Top Speed [km/h]	66.7	67.8	64.0	61.3	65.2	63.1							
Avg. Dist. to Rail [m]	4.9	2.6	1.1	1.9	1.7	2.5							
Avg. Stride Freq. [Hz]	2.3	2.5	2.4	2.3	2.4	2.4							
Avg. Stride Length [m]	6.0	7.3	7.1	7.2	7.3	7.0							





Horse/Jockey Name	Astern Effort
Final Rank	3
Fastest Section Time (Section)	0:10.95 (1000m)
Top Speed [km/h] (Section)	68.0 (1000m)
Race State	Finished

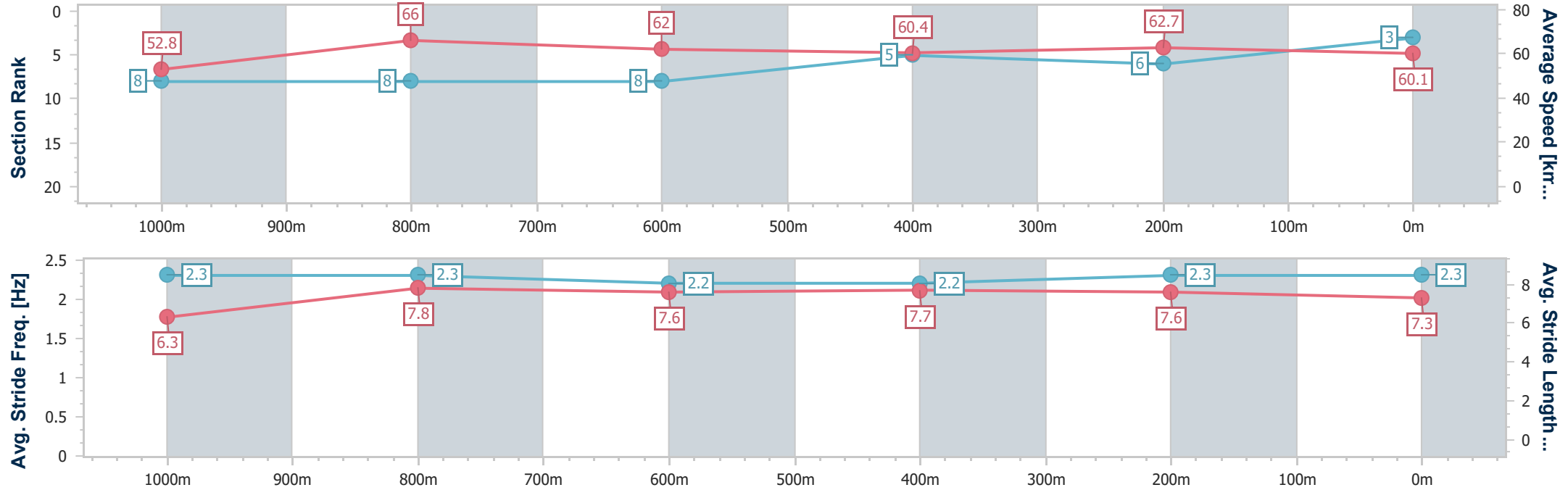


DoombenProfessional
Race 1: BECOME A BRC MEMBER QTIS Two-Year-Old Maiden
Plate - 1200m
11 June 2025 - 12:35
Track Rating: Good 4, Weather: Fine, Rail Position: +9m Entire



BRISBANE
RACING CLUB

Section	Overall	1000m	800m	600m	400m	200m								
Section Times	1:11.89 [3] (0:13.70)	0:58.19 [8] (0:10.95)	0:47.24 [8] (0:11.72)	0:35.52 [8] (0:11.99)	0:23.53 [5] (0:11.54)	0:11.99 [6] (0:11.99)								
Average Speed [km/h]	52.8	66.0	62.0	60.4	62.7	60.1								
Top Speed [km/h]	67.1	68.0	63.7	62.2	63.7	62.4								
Avg. Dist. to Rail [m]	4.2	1.8	1.8	1.4	4.1	6.5								
Avg. Stride Freq. [Hz]	2.3	2.3	2.2	2.2	2.3	2.3								
Avg. Stride Length [m]	6.3	7.8	7.6	7.7	7.6	7.3								





Horse/Jockey Name	Enforceable
Final Rank	4
Fastest Section Time (Section)	0:10.99 (1000m)
Top Speed [km/h] (Section)	69.4 (Overall)
Race State	Finished

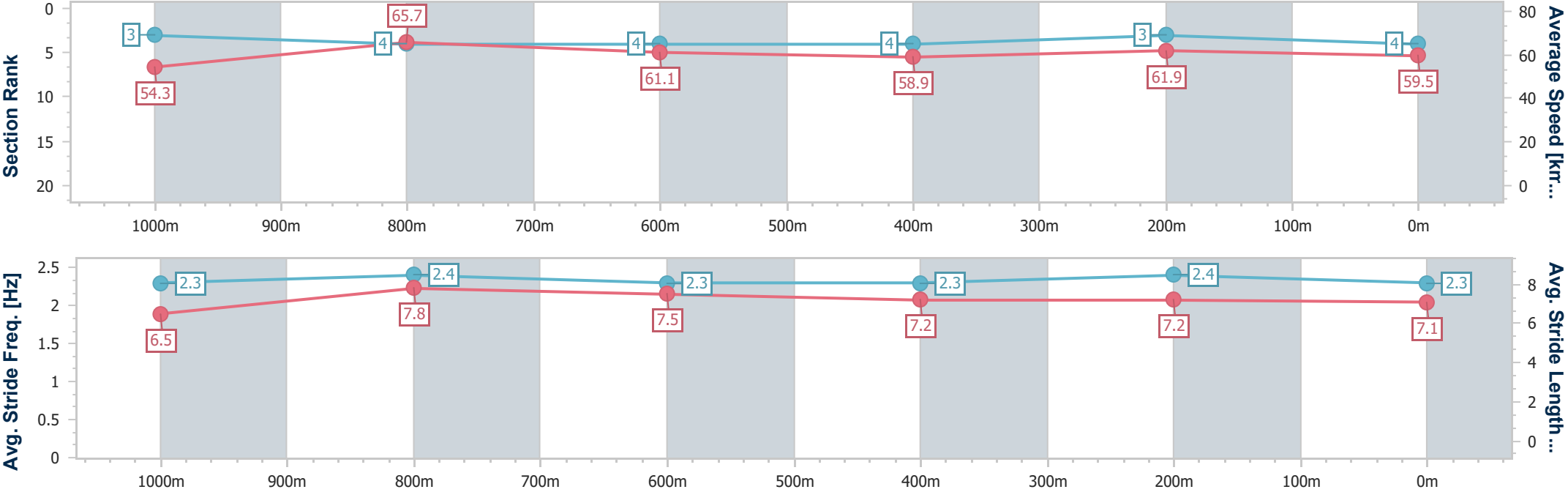


DoombenProfessional
Race 1: BECOME A BRC MEMBER QTIS Two-Year-Old Maiden
Plate - 1200m
11 June 2025 - 12:35
Track Rating: Good 4, Weather: Fine, Rail Position: +9m Entire



BRISBANE
RACING CLUB

Section	Overall	1000m	800m	600m	400m	200m								
Section Times	1:11.92 [4] (0:13.27)	0:58.65 [3] (0:10.99)	0:47.66 [4] (0:11.85)	0:35.81 [4] (0:12.08)	0:23.73 [4] (0:11.66)	0:12.07 [3] (0:12.07)								
Average Speed [km/h]	54.3	65.7	61.1	58.9	61.9	59.5								
Top Speed [km/h]	69.4	68.5	63.1	60.7	64.1	62.2								
Avg. Dist. to Rail [m]	4.0	2.1	1.0	1.6	2.3	4.7								
Avg. Stride Freq. [Hz]	2.3	2.4	2.3	2.3	2.4	2.3								
Avg. Stride Length [m]	6.5	7.8	7.5	7.2	7.2	7.1								





Horse/Jockey Name	Ready For Aimee
Final Rank	5
Fastest Section Time (Section)	0:10.79 (1000m)
Top Speed [km/h] (Section)	68.5 (Overall)
Race State	Finished

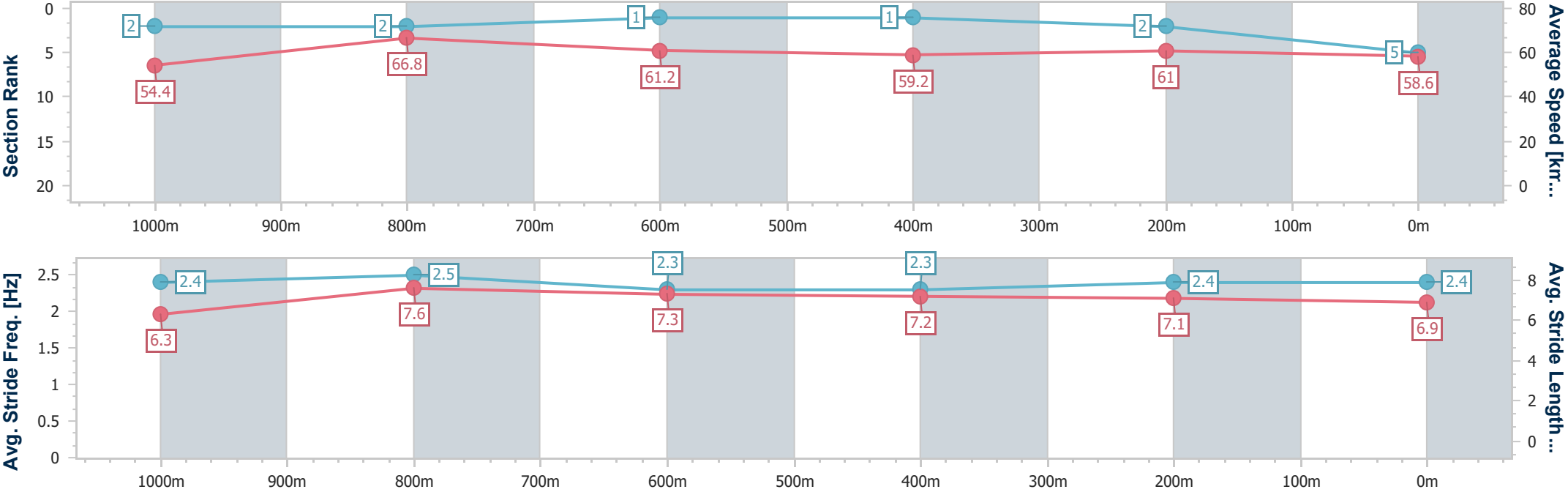


DoombenProfessional
Race 1: BECOME A BRC MEMBER QTIS Two-Year-Old Maiden
Plate - 1200m
11 June 2025 - 12:35
Track Rating: Good 4, Weather: Fine, Rail Position: +9m Entire



BRISBANE
RACING CLUB

Section	Overall	1000m	800m	600m	400m	200m								
Section Times	1:11.92 [5] (0:13.19)	0:58.73 [2] (0:10.79)	0:47.94 [2] (0:11.72)	0:36.22 [1] (0:12.13)	0:24.09 [1] (0:11.77)	0:12.32 [2] (0:12.32)								
Average Speed [km/h]	54.4	66.8	61.2	59.2	61.0	58.6								
Top Speed [km/h]	68.5	68.3	64.2	60.2	62.1	61.1								
Avg. Dist. to Rail [m]	2.2	0.2	0.5	0.6	0.5	0.9								
Avg. Stride Freq. [Hz]	2.4	2.5	2.3	2.3	2.4	2.4								
Avg. Stride Length [m]	6.3	7.6	7.3	7.2	7.1	6.9								





Horse/Jockey Name	Lyneham
Final Rank	6
Fastest Section Time (Section)	0:10.96 (1000m)
Top Speed [km/h] (Section)	68.2 (1000m)
Race State	Finished

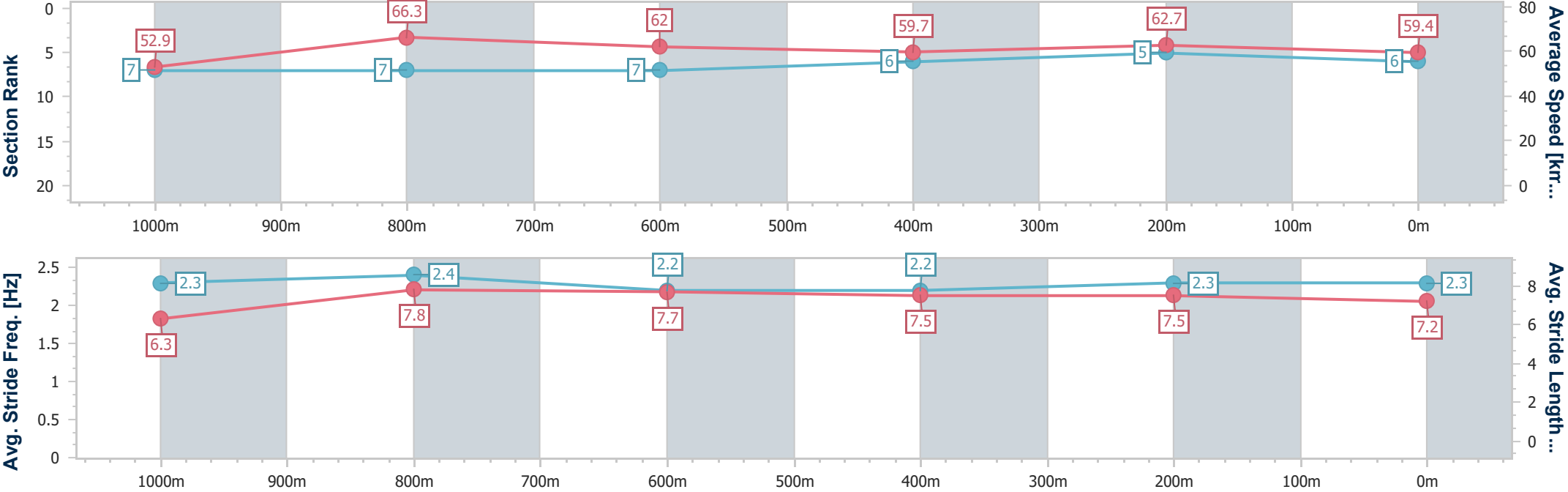


DoombenProfessional
Race 1: BECOME A BRC MEMBER QTIS Two-Year-Old Maiden
Plate - 1200m
11 June 2025 - 12:35
Track Rating: Good 4, Weather: Fine, Rail Position: +9m Entire



BRISBANE
RACING CLUB

Section	Overall	1000m	800m	600m	400m	200m								
Section Times	1:12.02 [6] (0:13.64)	0:58.38 [7] (0:10.96)	0:47.42 [7] (0:11.69)	0:35.73 [7] (0:12.13)	0:23.60 [6] (0:11.47)	0:12.13 [5] (0:12.13)								
Average Speed [km/h]	52.9	66.3	62.0	59.7	62.7	59.4								
Top Speed [km/h]	66.6	68.2	64.0	60.7	63.8	61.7								
Avg. Dist. to Rail [m]	7.4	2.9	1.8	0.4	2.2	3.7								
Avg. Stride Freq. [Hz]	2.3	2.4	2.2	2.2	2.3	2.3								
Avg. Stride Length [m]	6.3	7.8	7.7	7.5	7.5	7.2								





Horse/Jockey Name	Spot The Aussie
Final Rank	7
Fastest Section Time (Section)	0:11.03 (1000m)
Top Speed [km/h] (Section)	66.6 (1000m)
Race State	Finished

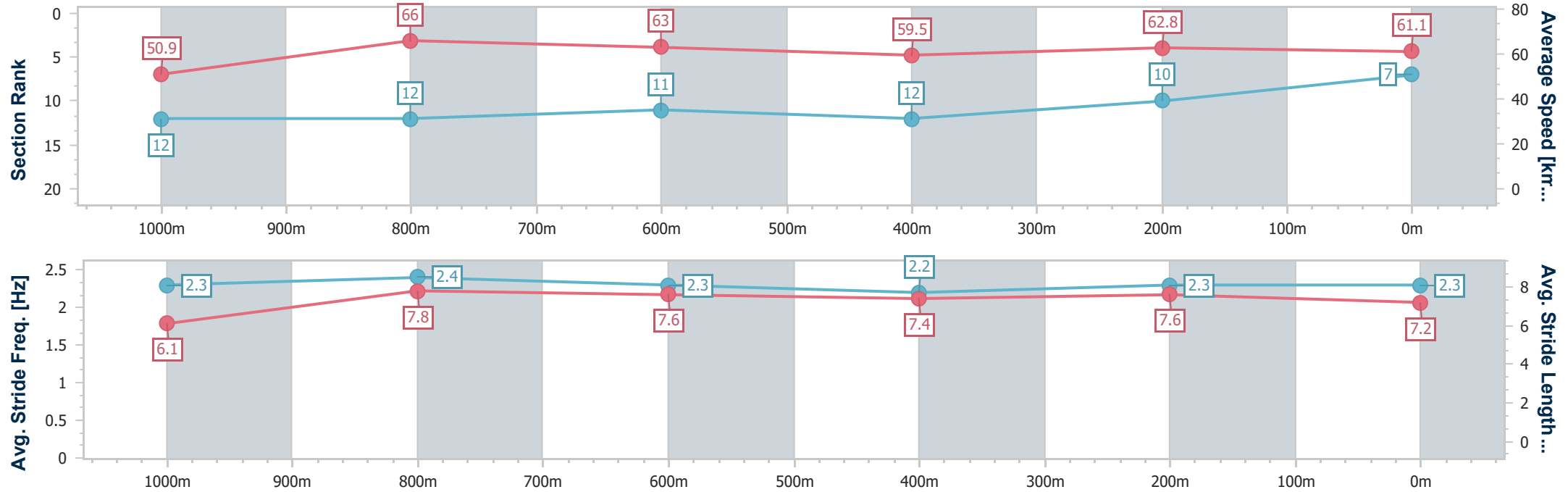


DoombenProfessional
Race 1: BECOME A BRC MEMBER QTIS Two-Year-Old Maiden
Plate - 1200m
11 June 2025 - 12:35
Track Rating: Good 4, Weather: Fine, Rail Position: +9m Entire



BRISBANE
RACING CLUB

Section	Overall	1000m	800m	600m	400m	200m								
Section Times	1:12.20 [7] (0:14.04)	0:58.16 [12] (0:11.03)	0:47.13 [12] (0:11.59)	0:35.54 [11] (0:12.19)	0:23.35 [12] (0:11.53)	0:11.82 [10] (0:11.82)								
Average Speed [km/h]	50.9	66.0	63.0	59.5	62.8	61.1								
Top Speed [km/h]	61.4	66.6	66.5	63.3	63.5	63.7								
Avg. Dist. to Rail [m]	8.2	2.8	2.4	1.0	3.7	5.3								
Avg. Stride Freq. [Hz]	2.3	2.4	2.3	2.2	2.3	2.3								
Avg. Stride Length [m]	6.1	7.8	7.6	7.4	7.6	7.2								





Horse/Jockey Name	Caramelfudgesundae
Final Rank	8
Fastest Section Time (Section)	0:10.88 (1000m)
Top Speed [km/h] (Section)	70.1 (1000m)
Race State	Finished

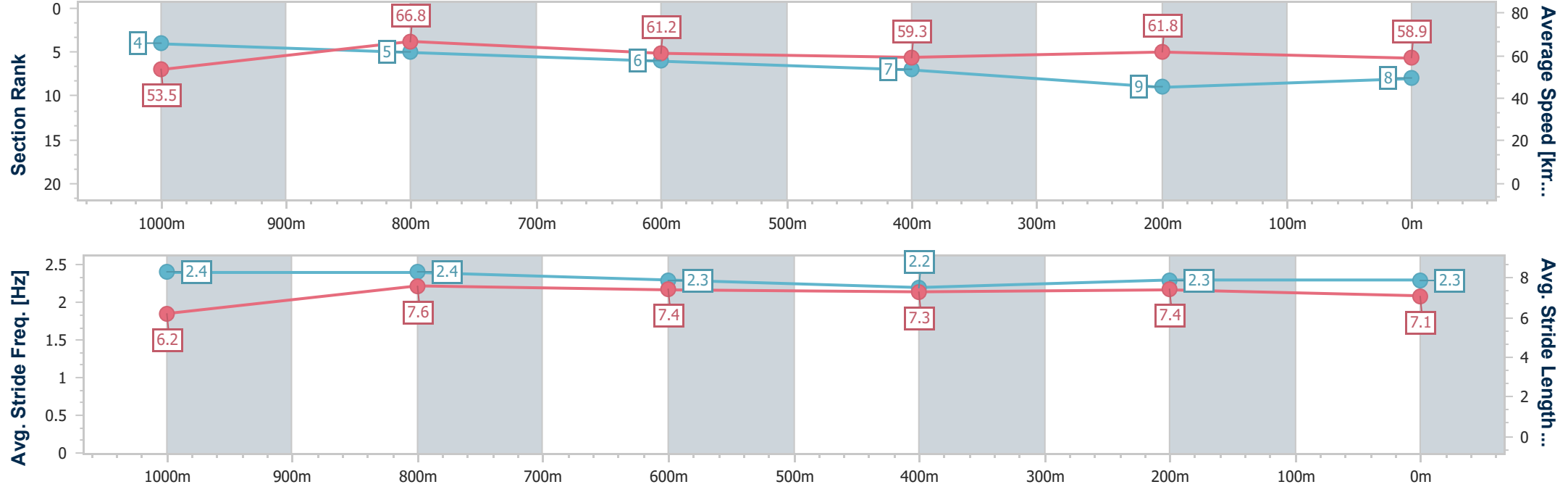


DoombenProfessional
Race 1: BECOME A BRC MEMBER QTIS Two-Year-Old Maiden
Plate - 1200m
11 June 2025 - 12:35
Track Rating: Good 4, Weather: Fine, Rail Position: +9m Entire



BRISBANE
RACING CLUB

Section	Overall	1000m	800m	600m	400m	200m							
Section Times	1:12.31 [8] (0:13.43)	0:58.88 [4] (0:10.88)	0:48.00 [5] (0:11.91)	0:36.09 [6] (0:12.22)	0:23.87 [7] (0:11.64)	0:12.23 [9] (0:12.23)							
Average Speed [km/h]	53.5	66.8	61.2	59.3	61.8	58.9							
Top Speed [km/h]	67.5	70.1	63.9	60.6	62.8	60.9							
Avg. Dist. to Rail [m]	2.3	2.6	2.9	0.5	1.4	0.9							
Avg. Stride Freq. [Hz]	2.4	2.4	2.3	2.2	2.3	2.3							
Avg. Stride Length [m]	6.2	7.6	7.4	7.3	7.4	7.1							





Horse/Jockey Name	Summation
Final Rank	9
Fastest Section Time (Section)	0:10.86 (1000m)
Top Speed [km/h] (Section)	68.2 (1000m)
Race State	Finished

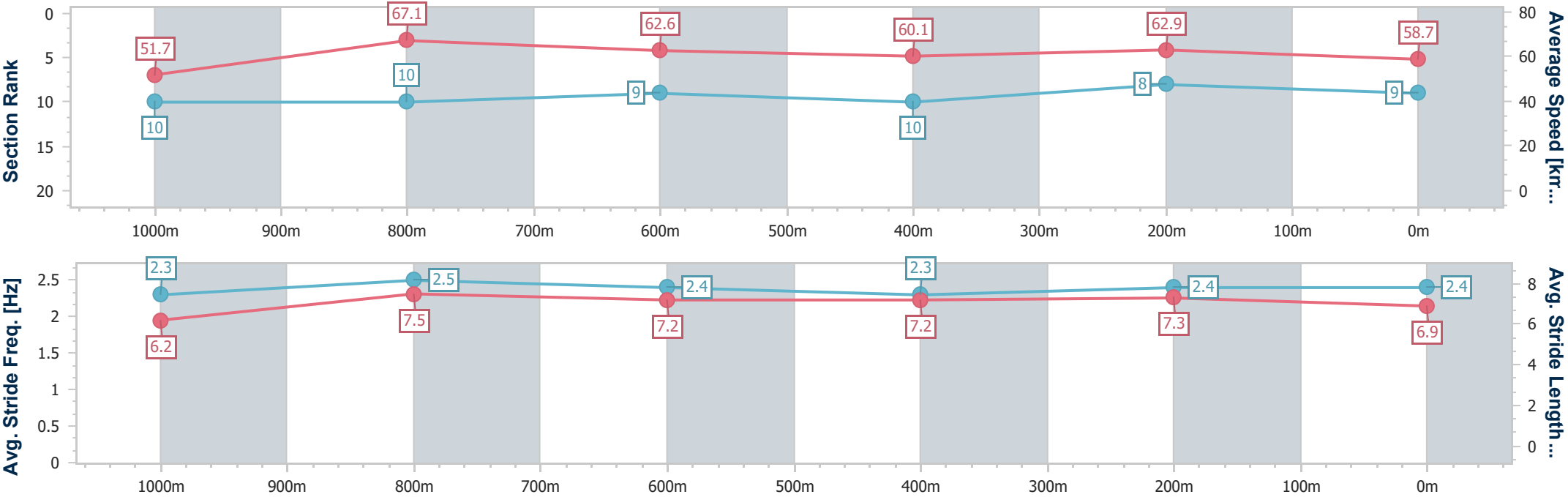


DoombenProfessional
Race 1: BECOME A BRC MEMBER QTIS Two-Year-Old Maiden
Plate - 1200m
11 June 2025 - 12:35
Track Rating: Good 4, Weather: Fine, Rail Position: +9m Entire



BRISBANE
RACING CLUB

Section	Overall	1000m	800m	600m	400m	200m								
Section Times	1:12.32 [9] (0:13.93)	0:58.39 [10] (0:10.86)	0:47.53 [10] (0:11.62)	0:35.91 [9] (0:12.16)	0:23.75 [10] (0:11.50)	0:12.25 [8] (0:12.25)								
Average Speed [km/h]	51.7	67.1	62.6	60.1	62.9	58.7								
Top Speed [km/h]	66.3	68.2	65.1	60.4	64.4	62.2								
Avg. Dist. to Rail [m]	7.1	2.7	2.4	2.2	3.9	7.5								
Avg. Stride Freq. [Hz]	2.3	2.5	2.4	2.3	2.4	2.4								
Avg. Stride Length [m]	6.2	7.5	7.2	7.2	7.3	6.9								





Horse/Jockey Name	Gypsy Wish
Final Rank	10
Fastest Section Time (Section)	0:10.76 (1000m)
Top Speed [km/h] (Section)	68.0 (1000m)
Race State	Finished

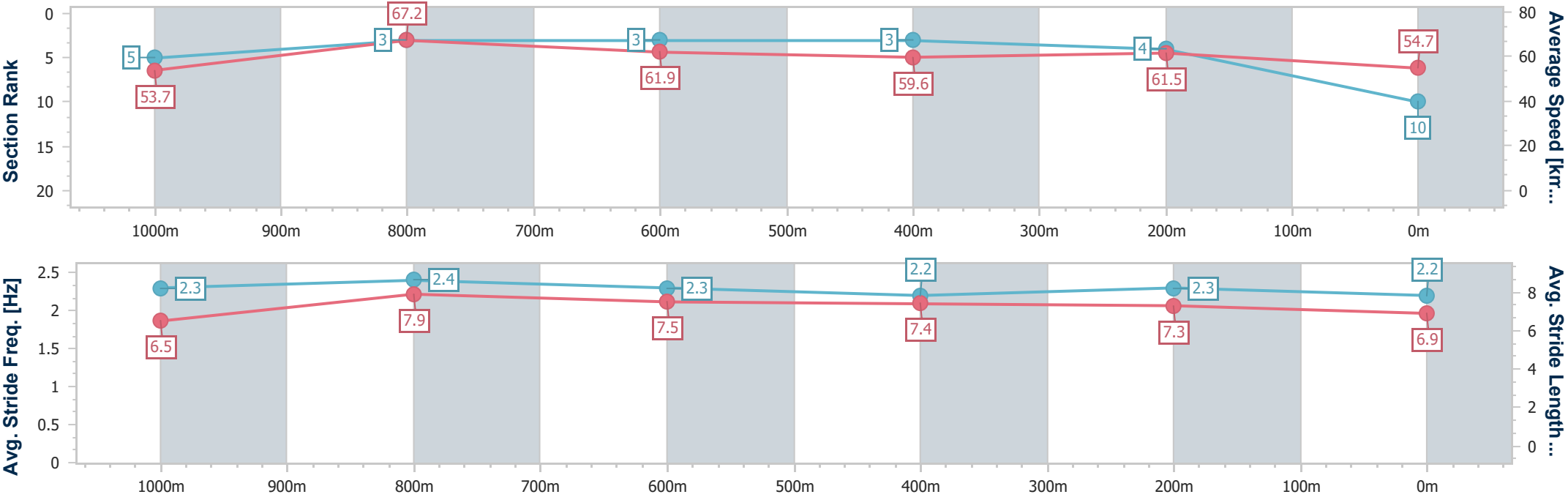


DoombenProfessional
Race 1: BECOME A BRC MEMBER QTIS Two-Year-Old Maiden
Plate - 1200m
11 June 2025 - 12:35
Track Rating: Good 4, Weather: Fine, Rail Position: +9m Entire



BRISBANE
RACING CLUB

Section	Overall	1000m	800m	600m	400m	200m								
Section Times	1:13.03 [10] (0:13.45)	0:59.58 [5] (0:10.76)	0:48.82 [3] (0:11.74)	0:37.08 [3] (0:12.22)	0:24.86 [3] (0:11.71)	0:13.15 [4] (0:13.15)								
Average Speed [km/h]	53.7	67.2	61.9	59.6	61.5	54.7								
Top Speed [km/h]	67.8	68.0	66.3	60.5	63.5	58.9								
Avg. Dist. to Rail [m]	5.4	2.1	1.8	1.6	2.6	3.9								
Avg. Stride Freq. [Hz]	2.3	2.4	2.3	2.2	2.3	2.2								
Avg. Stride Length [m]	6.5	7.9	7.5	7.4	7.3	6.9								





Horse/Jockey Name	Rascal Boi
Final Rank	11
Fastest Section Time (Section)	0:10.89 (1000m)
Top Speed [km/h] (Section)	68.3 (1000m)
Race State	Finished

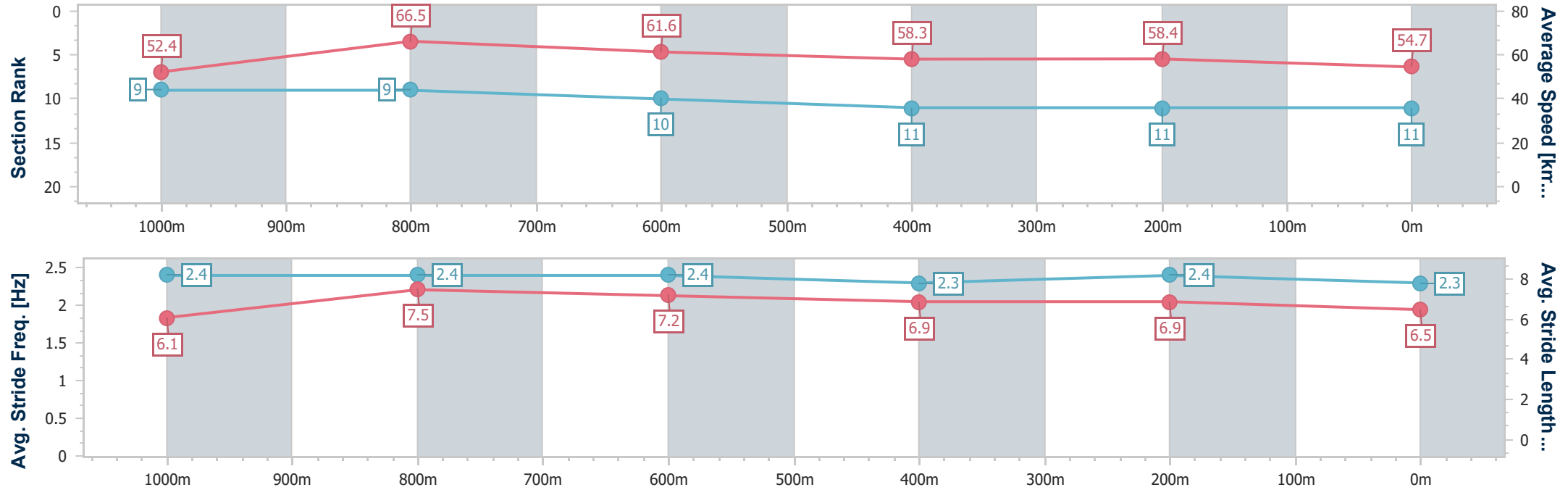


DoombenProfessional
Race 1: BECOME A BRC MEMBER QTIS Two-Year-Old Maiden
Plate - 1200m
11 June 2025 - 12:35
Track Rating: Good 4, Weather: Fine, Rail Position: +9m Entire



BRISBANE
RACING CLUB

Section	Overall	1000m	800m	600m	400m	200m								
Section Times	1:14.25 [11] (0:13.79)	1:00.46 [9] (0:10.89)	0:49.57 [9] (0:11.77)	0:37.80 [10] (0:12.31)	0:25.49 [11] (0:12.28)	0:13.21 [11] (0:13.21)								
Average Speed [km/h]	52.4	66.5	61.6	58.3	58.4	54.7								
Top Speed [km/h]	68.2	68.3	64.6	60.0	60.0	56.8								
Avg. Dist. to Rail [m]	2.6	1.4	0.8	0.4	2.4	4.3								
Avg. Stride Freq. [Hz]	2.4	2.4	2.4	2.3	2.4	2.3								
Avg. Stride Length [m]	6.1	7.5	7.2	6.9	6.9	6.5								





Horse/Jockey Name	Flying Sammi
Final Rank	12
Fastest Section Time (Section)	0:10.91 (1000m)
Top Speed [km/h] (Section)	67.8 (1000m)
Race State	Finished

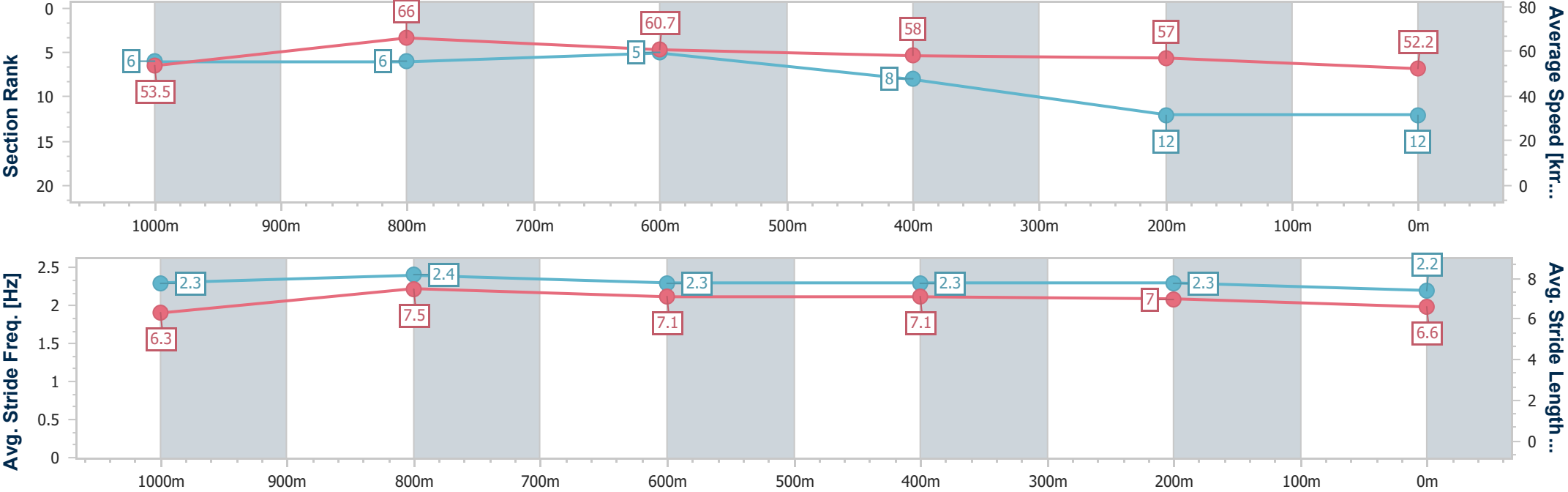


DoombenProfessional
Race 1: BECOME A BRC MEMBER QTIS Two-Year-Old Maiden
Plate - 1200m
11 June 2025 - 12:35
Track Rating: Good 4, Weather: Fine, Rail Position: +9m Entire



BRISBANE
RACING CLUB

Section	Overall	1000m	800m	600m	400m	200m								
Section Times	1:14.84 [12] (0:13.45)	1:01.39 [6] (0:10.91)	0:50.48 [6] (0:11.80)	0:38.68 [5] (0:12.33)	0:26.35 [8] (0:12.57)	0:13.78 [12] (0:13.78)								
Average Speed [km/h]	53.5	66.0	60.7	58.0	57.0	52.2								
Top Speed [km/h]	67.1	67.8	63.9	60.4	57.7	56.0								
Avg. Dist. to Rail [m]	1.1	0.2	0.8	1.6	1.0	0.6								
Avg. Stride Freq. [Hz]	2.3	2.4	2.3	2.3	2.3	2.2								
Avg. Stride Length [m]	6.3	7.5	7.1	7.1	7.0	6.6								





DoombenProfessional

Race 2: TATTERSALLS TIARA RACEDAY 28 JUNE Maiden Plate - 1200m

11 June 2025 - 13:08



BRISBANE
RACING CLUB

Track Rating: Good 4, Weather: Fine, Rail Position: +9m Entire

Section						Overall	1000m	800m	600m	400m	200m	Last 600m		
Field Times						1:10.70 (0:13.24)	0:57.46 (0:10.62)	0:46.84 (0:11.37)	0:35.47 (0:11.60)	0:23.87 (0:11.65)	0:12.22 (0:12.22)	0:35.47		
Rank	TAB	Horse/Jockey	Barrier	Top Speed [km/h]	Fastest Section							Margin	Distance Travelled [m]	
1	10	GAGNANTE ENCHERE	7	68.3	0:11.03	1:10.70 [1]	0:57.04 [6]	0:46.01 [6]	0:34.32 [7]	0:22.81 [6]	0:11.69 [4]	1:10.70	0:34.32	
		Tiffani Brooker		1000m	1000m	(0:13.66)	(0:11.03)	(0:11.69)	(0:11.51)	(0:11.12)	(0:11.69)			
2	12	VALENCIA ROC	2	67.5	0:10.96	1:10.78 [2]	0:57.31 [4]	0:46.35 [4]	0:34.76 [5]	0:23.29 [4]	0:11.98 [3]	0.49L	0:34.76	-1
		Luke Dempsey		1000m	1000m	(0:13.47)	(0:10.96)	(0:11.59)	(0:11.47)	(0:11.31)	(0:11.98)			
3	4	LUCIFER'S WAY	1	68.6	0:10.77	1:11.26 [3]	0:57.91 [3]	0:47.14 [2]	0:35.72 [2]	0:24.30 [2]	0:12.78 [1]	3.32L	0:35.72	-7
		Ryan Maloney		1000m	1000m	(0:13.35)	(0:10.77)	(0:11.42)	(0:11.42)	(0:11.52)	(0:12.78)			
4	6	CLIODHNA MAEVE	6	71.0	0:10.62	1:11.70 [4]	0:58.46 [1]	0:47.84 [1]	0:36.47 [1]	0:24.87 [1]	0:13.09 [2]	5.92L	0:36.47	-5
		Angela Jones		1000m	1000m	(0:13.24)	(0:10.62)	(0:11.37)	(0:11.60)	(0:11.78)	(0:13.09)			
5	16	ANTILLES GOLD	8	66.6	0:11.07	1:12.09 [5]	0:58.15 [8]	0:47.08 [8]	0:35.52 [8]	0:23.86 [7]	0:12.32 [7]	8.23L	0:35.52	-6
		Siobhan Rutledge		1000m	1000m	(0:13.94)	(0:11.07)	(0:11.56)	(0:11.66)	(0:11.54)	(0:12.32)			
6	14	SUPIDO ROSE	3	69.0	0:10.78	1:12.21 [6]	0:58.55 [5]	0:47.77 [5]	0:36.30 [4]	0:24.72 [4]	0:12.94 [6]	8.88L	0:36.30	-10
		Georgina Cartwright		1000m	1000m	(0:13.66)	(0:10.78)	(0:11.47)	(0:11.58)	(0:11.78)	(0:12.94)			
7	7	DARE TO LOVE	5	68.3	0:10.93	1:12.24 [7]	0:58.92 [2]	0:47.99 [3]	0:36.45 [3]	0:24.88 [3]	0:13.06 [5]	9.06L	0:36.45	+0
		Les Tilley		Overall	1000m	(0:13.32)	(0:10.93)	(0:11.54)	(0:11.57)	(0:11.82)	(0:13.06)			
8	3	ARGENT EMPYREAN	4	68.3	0:10.92	1:13.27 [8]	0:59.50 [7]	0:48.58 [7]	0:36.99 [6]	0:24.96 [8]	0:13.09 [8]	15.14L	0:36.99	-4
		Anthony Allen		1000m	1000m	(0:13.77)	(0:10.92)	(0:11.59)	(0:12.03)	(0:11.87)	(0:13.09)			

Scratched: Pharoah's Prophecy (#1), Avior (#9), Spiritual Rhythm (#15), Shamrock's Secret (#17), Siglo De Oro (#2), Weona Redwood (#5), Rosso Levanto (#8), Twin Image (#11), Skorprios Isle (#13), Boundfo



Horse/Jockey Name	Gagnante Enchere
Final Rank	1
Fastest Section Time (Section)	0:11.03 (1000m)
Top Speed [km/h] (Section)	68.3 (1000m)
Race State	Finished

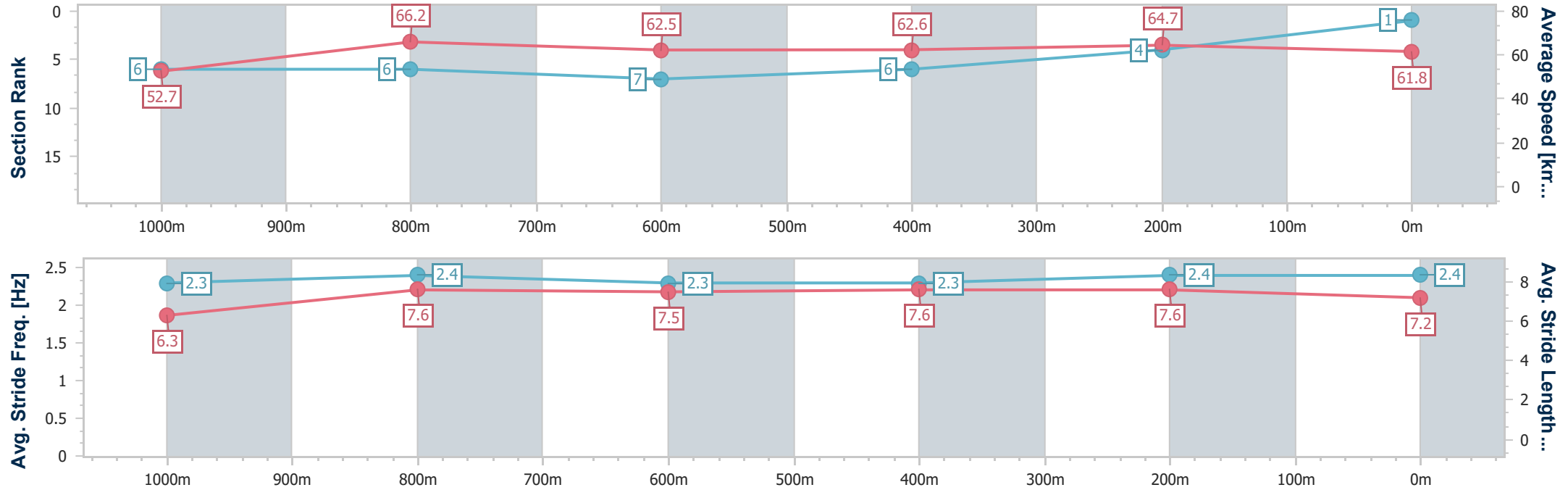


DoombenProfessional
Race 2: TATTERSALLS TIARA RACEDAY 28 JUNE Maiden Plate
- 1200m
11 June 2025 - 13:08
Track Rating: Good 4, Weather: Fine, Rail Position: +9m Entire



BRISBANE
RACING CLUB

Section	Overall	1000m	800m	600m	400m	200m								
Section Times	1:10.70 [1] (0:13.66)	0:57.04 [6] (0:11.03)	0:46.01 [6] (0:11.69)	0:34.32 [7] (0:11.51)	0:22.81 [6] (0:11.12)	0:11.69 [4] (0:11.69)								
Average Speed [km/h]	52.7	66.2	62.5	62.6	64.7	61.8								
Top Speed [km/h]	68.0	68.3	64.6	63.8	66.6	64.2								
Avg. Dist. to Rail [m]	5.5	4.1	2.6	0.7	1.2	2.4								
Avg. Stride Freq. [Hz]	2.3	2.4	2.3	2.3	2.4	2.4								
Avg. Stride Length [m]	6.3	7.6	7.5	7.6	7.6	7.2								





Horse/Jockey Name	Valencia Roc
Final Rank	2
Fastest Section Time (Section)	0:10.96 (1000m)
Top Speed [km/h] (Section)	67.5 (1000m)
Race State	Finished

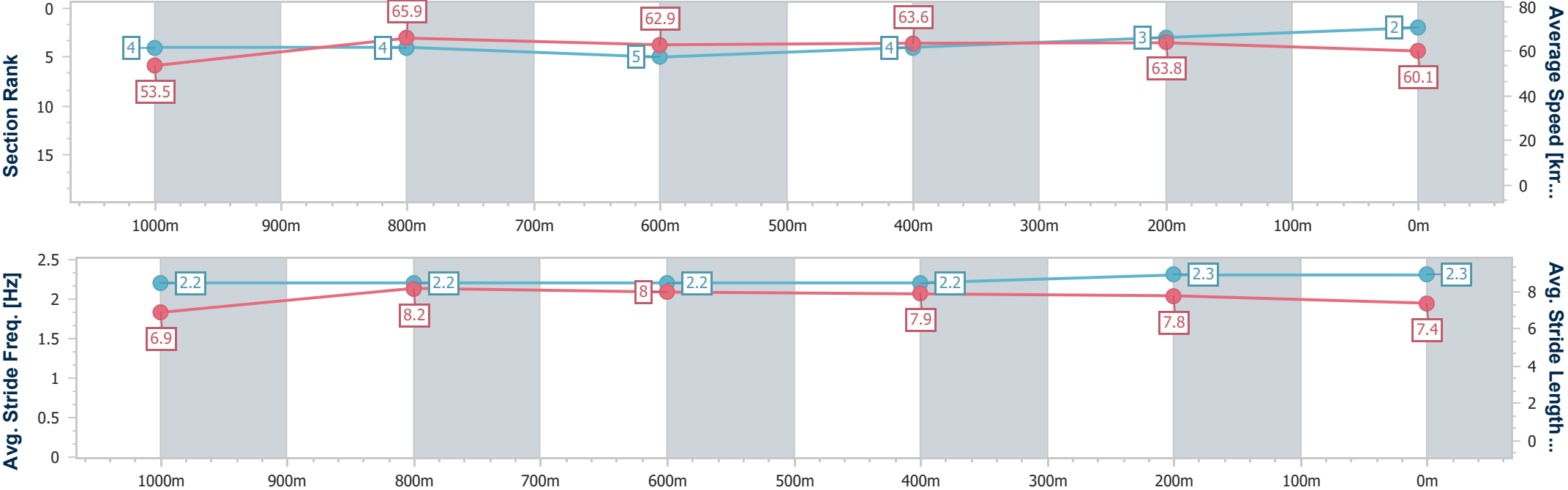


DoombenProfessional
Race 2: TATTERSALLS TIARA RACEDAY 28 JUNE Maiden Plate
- 1200m
11 June 2025 - 13:08
Track Rating: Good 4, Weather: Fine, Rail Position: +9m Entire



BRISBANE
RACING CLUB

Section	Overall	1000m	800m	600m	400m	200m							
Section Times	1:10.78 [2] (0:13.47)	0:57.31 [4] (0:10.96)	0:46.35 [4] (0:11.59)	0:34.76 [5] (0:11.47)	0:23.29 [4] (0:11.31)	0:11.98 [3] (0:11.98)							
Average Speed [km/h]	53.5	65.9	62.9	63.6	63.8	60.1							
Top Speed [km/h]	67.0	67.5	65.1	64.5	65.3	61.8							
Avg. Dist. to Rail [m]	1.6	1.0	2.1	2.1	2.7	3.3							
Avg. Stride Freq. [Hz]	2.2	2.2	2.2	2.2	2.3	2.3							
Avg. Stride Length [m]	6.9	8.2	8.0	7.9	7.8	7.4							





Horse/Jockey Name	Lucifer's Way
Final Rank	3
Fastest Section Time (Section)	0:10.77 (1000m)
Top Speed [km/h] (Section)	68.6 (1000m)
Race State	Finished

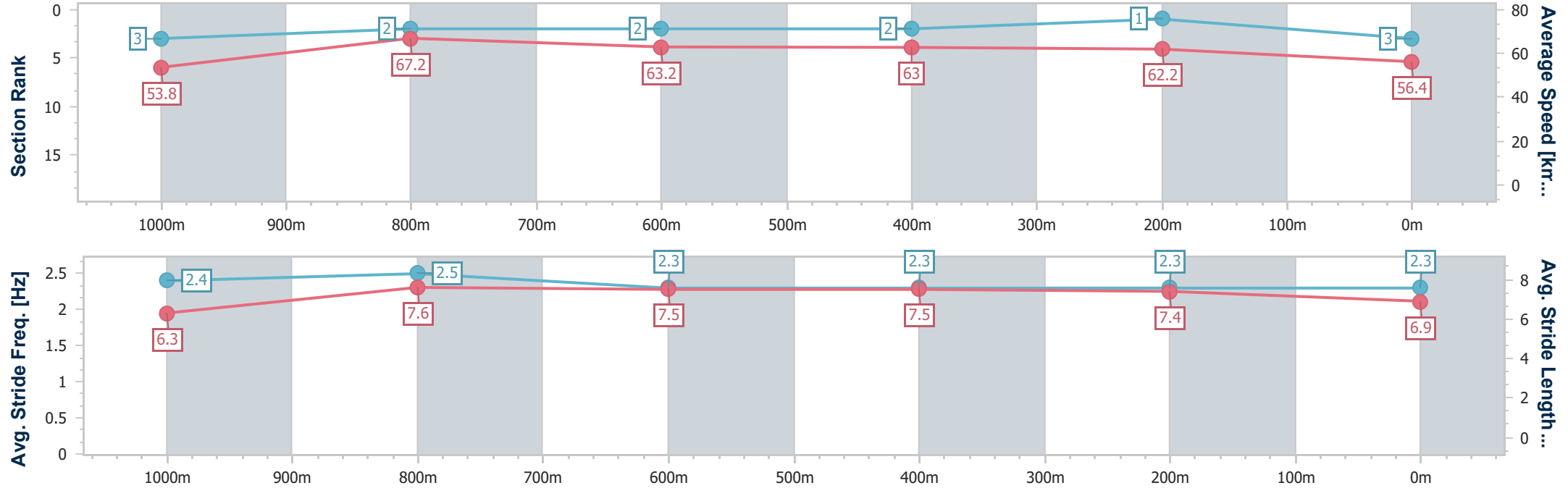


DoombenProfessional
Race 2: TATTERSALLS TIARA RACEDAY 28 JUNE Maiden Plate
- 1200m
11 June 2025 - 13:08
Track Rating: Good 4, Weather: Fine, Rail Position: +9m Entire



BRISBANE
RACING CLUB

Section	Overall	1000m	800m	600m	400m	200m								
Section Times	1:11.26 [3] (0:13.35)	0:57.91 [3] (0:10.77)	0:47.14 [2] (0:11.42)	0:35.72 [2] (0:11.42)	0:24.30 [2] (0:11.52)	0:12.78 [1] (0:12.78)								
Average Speed [km/h]	53.8	67.2	63.2	63.0	62.2	56.4								
Top Speed [km/h]	67.8	68.6	64.7	64.5	63.1	60.1								
Avg. Dist. to Rail [m]	0.9	0.6	0.7	0.6	0.5	0.5								
Avg. Stride Freq. [Hz]	2.4	2.5	2.3	2.3	2.3	2.3								
Avg. Stride Length [m]	6.3	7.6	7.5	7.5	7.4	6.9								





Horse/Jockey Name	Clíodhna Maeve
Final Rank	4
Fastest Section Time (Section)	0:10.62 (1000m)
Top Speed [km/h] (Section)	71.0 (1000m)
Race State	Finished

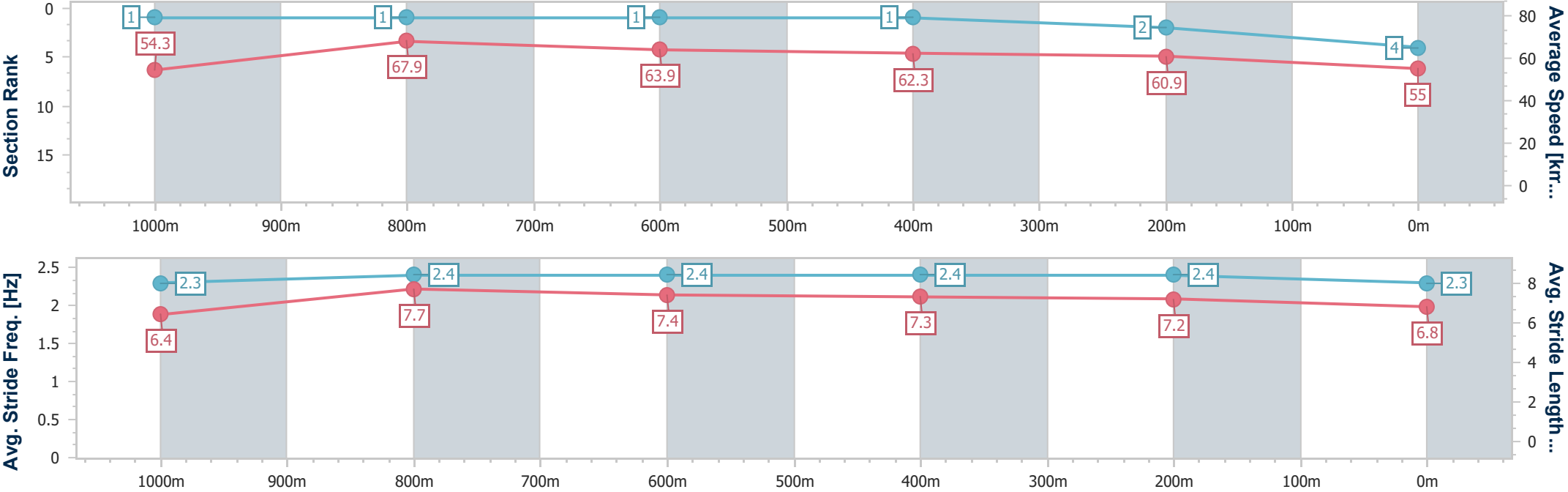


DoombenProfessional
Race 2: TATTERSALLS TIARA RACEDAY 28 JUNE Maiden Plate
- 1200m
11 June 2025 - 13:08
Track Rating: Good 4, Weather: Fine, Rail Position: +9m Entire



BRISBANE
RACING CLUB

Section	Overall	1000m	800m	600m	400m	200m							
Section Times	1:11.70 [4] (0:13.24)	0:58.46 [1] (0:10.62)	0:47.84 [1] (0:11.37)	0:36.47 [1] (0:11.60)	0:24.87 [1] (0:11.78)	0:13.09 [2] (0:13.09)							
Average Speed [km/h]	54.3	67.9	63.9	62.3	60.9	55.0							
Top Speed [km/h]	70.6	71.0	65.3	64.5	62.1	59.4							
Avg. Dist. to Rail [m]	3.8	1.0	1.4	1.0	0.4	0.6							
Avg. Stride Freq. [Hz]	2.3	2.4	2.4	2.4	2.4	2.3							
Avg. Stride Length [m]	6.4	7.7	7.4	7.3	7.2	6.8							





Horse/Jockey Name	Antilles Gold
Final Rank	5
Fastest Section Time (Section)	0:11.07 (1000m)
Top Speed [km/h] (Section)	66.6 (1000m)
Race State	Finished

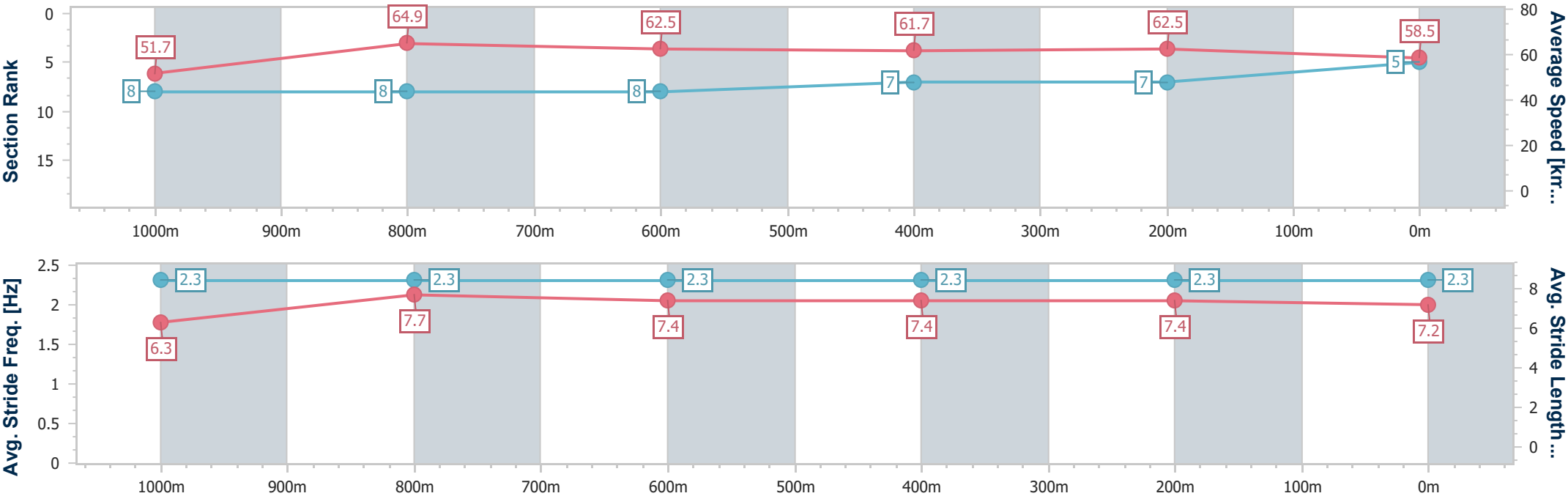


DoombenProfessional
Race 2: TATTERSALLS TIARA RACEDAY 28 JUNE Maiden Plate
- 1200m
11 June 2025 - 13:08
Track Rating: Good 4, Weather: Fine, Rail Position: +9m Entire



BRISBANE
RACING CLUB

Section	Overall	1000m	800m	600m	400m	200m								
Section Times	1:12.09 [5] (0:13.94)	0:58.15 [8] (0:11.07)	0:47.08 [8] (0:11.56)	0:35.52 [8] (0:11.66)	0:23.86 [7] (0:11.54)	0:12.32 [7] (0:12.32)								
Average Speed [km/h]	51.7	64.9	62.5	61.7	62.5	58.5								
Top Speed [km/h]	66.3	66.6	63.7	62.6	63.2	61.1								
Avg. Dist. to Rail [m]	4.1	0.5	0.5	0.4	0.9	1.3								
Avg. Stride Freq. [Hz]	2.3	2.3	2.3	2.3	2.3	2.3								
Avg. Stride Length [m]	6.3	7.7	7.4	7.4	7.4	7.2								





Horse/Jockey Name	Supido Rose
Final Rank	6
Fastest Section Time (Section)	0:10.78 (1000m)
Top Speed [km/h] (Section)	69.0 (1000m)
Race State	Finished

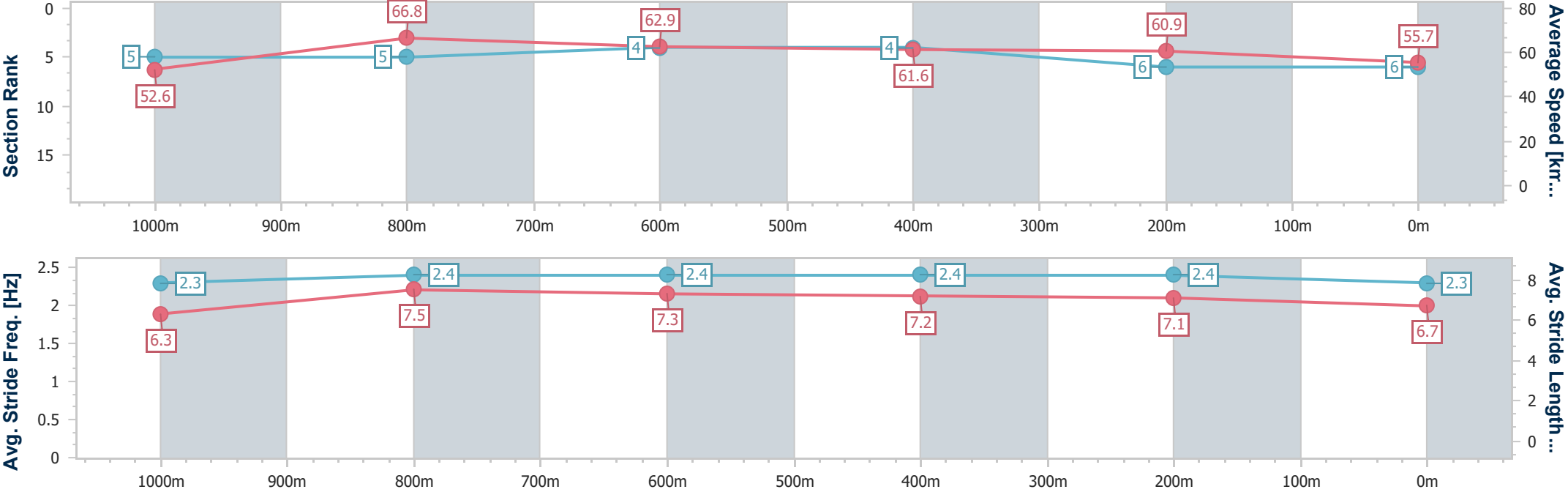


DoombenProfessional
Race 2: TATTERSALLS TIARA RACEDAY 28 JUNE Maiden Plate
- 1200m
11 June 2025 - 13:08
Track Rating: Good 4, Weather: Fine, Rail Position: +9m Entire



BRISBANE
RACING CLUB

Section	Overall	1000m	800m	600m	400m	200m							
Section Times	1:12.21 [6] (0:13.66)	0:58.55 [5] (0:10.78)	0:47.77 [5] (0:11.47)	0:36.30 [4] (0:11.58)	0:24.72 [4] (0:11.78)	0:12.94 [6] (0:12.94)							
Average Speed [km/h]	52.6	66.8	62.9	61.6	60.9	55.7							
Top Speed [km/h]	69.0	69.0	65.1	63.3	62.5	58.6							
Avg. Dist. to Rail [m]	1.1	0.1	0.3	1.2	1.6	1.0							
Avg. Stride Freq. [Hz]	2.3	2.4	2.4	2.4	2.4	2.3							
Avg. Stride Length [m]	6.3	7.5	7.3	7.2	7.1	6.7							





Horse/Jockey Name	Dare To Love
Final Rank	7
Fastest Section Time (Section)	0:10.93 (1000m)
Top Speed [km/h] (Section)	68.3 (Overall)
Race State	Finished

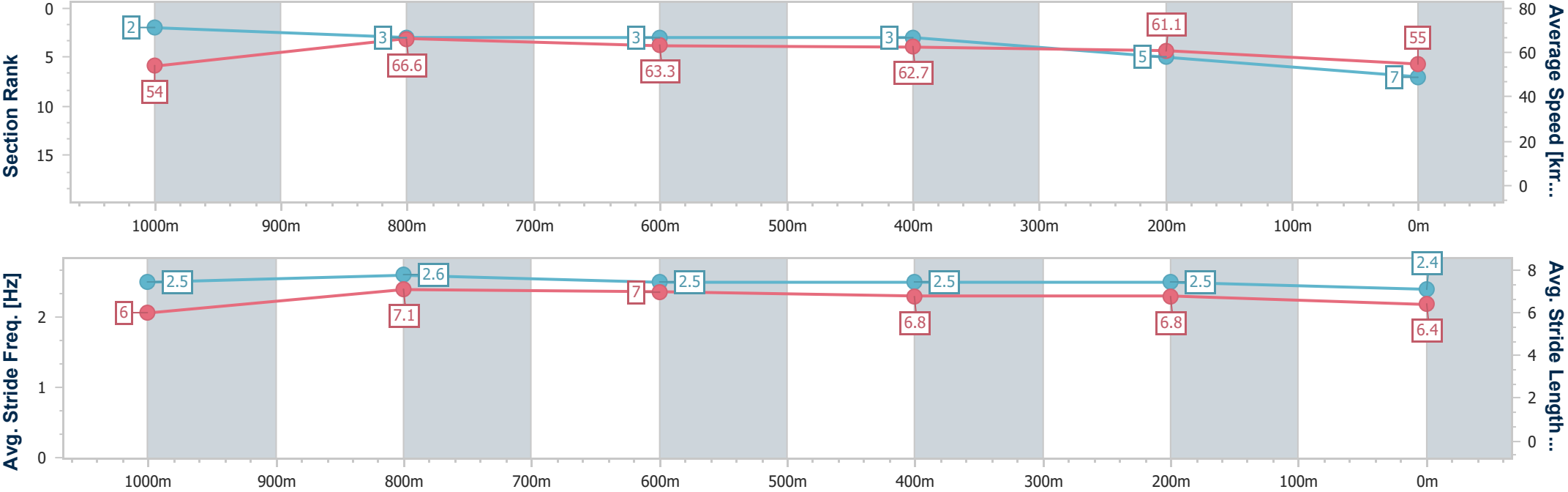


DoombenProfessional
Race 2: TATTERSALLS TIARA RACEDAY 28 JUNE Maiden Plate
- 1200m
11 June 2025 - 13:08
Track Rating: Good 4, Weather: Fine, Rail Position: +9m Entire



BRISBANE
RACING CLUB

Section	Overall	1000m	800m	600m	400m	200m								
Section Times	1:12.24 [7] (0:13.32)	0:58.92 [2] (0:10.93)	0:47.99 [3] (0:11.54)	0:36.45 [3] (0:11.57)	0:24.88 [3] (0:11.82)	0:13.06 [5] (0:13.06)								
Average Speed [km/h]	54.0	66.6	63.3	62.7	61.1	55.0								
Top Speed [km/h]	68.3	68.2	64.8	64.7	62.9	58.0								
Avg. Dist. to Rail [m]	3.2	2.5	3.1	2.0	0.8	3.1								
Avg. Stride Freq. [Hz]	2.5	2.6	2.5	2.5	2.5	2.4								
Avg. Stride Length [m]	6.0	7.1	7.0	6.8	6.8	6.4								





Horse/Jockey Name	Argent Empyrean
Final Rank	8
Fastest Section Time (Section)	0:10.92 (1000m)
Top Speed [km/h] (Section)	68.3 (1000m)
Race State	Finished

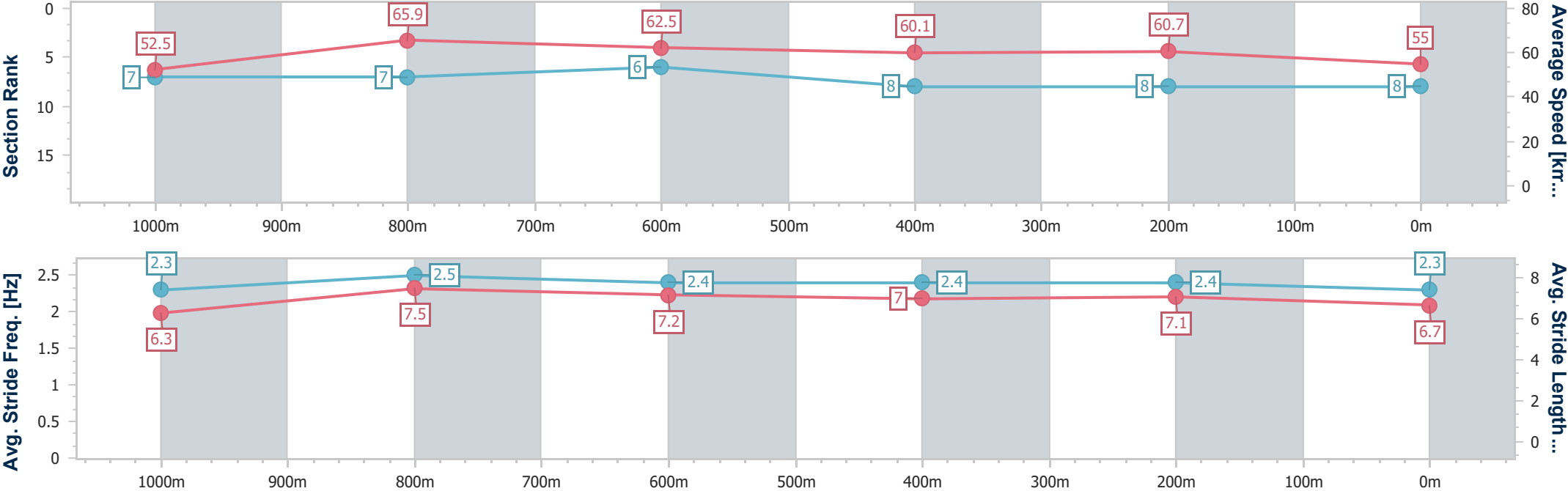


DoombenProfessional
Race 2: TATTERSALLS TIARA RACEDAY 28 JUNE Maiden Plate
- 1200m
11 June 2025 - 13:08
Track Rating: Good 4, Weather: Fine, Rail Position: +9m Entire



BRISBANE
RACING CLUB

Section	Overall	1000m	800m	600m	400m	200m								
Section Times	1:13.27 [8] (0:13.77)	0:59.50 [7] (0:10.92)	0:48.58 [7] (0:11.59)	0:36.99 [6] (0:12.03)	0:24.96 [8] (0:11.87)	0:13.09 [8] (0:13.09)								
Average Speed [km/h]	52.5	65.9	62.5	60.1	60.7	55.0								
Top Speed [km/h]	67.8	68.3	64.8	62.2	62.1	58.5								
Avg. Dist. to Rail [m]	2.0	0.6	1.0	1.0	0.6	0.7								
Avg. Stride Freq. [Hz]	2.3	2.5	2.4	2.4	2.4	2.3								
Avg. Stride Length [m]	6.3	7.5	7.2	7.0	7.1	6.7								





DoombenProfessional
Race 3: THE STAR STRADBROKE SEASON QTIS Three-Year-Old Maiden
Handicap - 1200m
11 June 2025 - 13:45



Track Rating: Good 4, Weather: Fine, Rail Position: +9m Entire

Section		Overall				1000m	800m	600m	400m	200m	Last 600m		
Field Times		1:11.18 (0:13.36)				0:57.82 (0:11.07)	0:46.75 (0:11.63)	0:35.12 (0:11.74)	0:23.38 (0:11.59)	0:11.79 (0:11.79)	0:35.12		
Rank	TAB	Horse/Jockey	Barrier	Top Speed [km/h]	Fastest Section						Margin	Distance Travelled [m]	
1	11	SCHEHERAZADE	10	67.1	0:11.09	1:11.18 [1]	0:57.58 [5]	0:46.49 [4]	0:34.80 [5]	0:23.03 [5]	0:11.79 [1]	1:11.18	0:34.80
		Craig Williams		1000m	1000m	(0:13.60)	(0:11.09)	(0:11.69)	(0:11.77)	(0:11.24)	(0:11.79)		
2	4	CHIEF IN CHARGE	4	67.7	0:11.16	1:11.56 [2]	0:57.73 [7]	0:46.57 [7]	0:34.98 [7]	0:23.30 [6]	0:11.83 [6]	2.21L	0:34.98 -5
		Jag Guthmann-Chester		1000m	1000m	(0:13.83)	(0:11.16)	(0:11.59)	(0:11.68)	(0:11.47)	(0:11.83)		
3	5	TEN GOOD REASONS	8	66.9	0:11.11	1:11.75 [3]	0:57.70 [9]	0:46.59 [9]	0:34.98 [9]	0:23.31 [10]	0:11.99 [7]	3.34L	0:34.98 -5
		Michael Rodd		1000m	1000m	(0:14.05)	(0:11.11)	(0:11.61)	(0:11.67)	(0:11.32)	(0:11.99)		
4	3	BOOM BREAK	9	67.6	0:11.07	1:11.76 [4]	0:58.40 [2]	0:47.33 [1]	0:35.70 [1]	0:23.94 [2]	0:12.29 [2]	3.4L	0:35.70 -8
		Angela Jones		Overall	1000m	(0:13.36)	(0:11.07)	(0:11.63)	(0:11.76)	(0:11.65)	(0:12.29)		
5	17	RUNAWAY TYCOON	2	67.7	0:11.14	1:11.82 [5]	0:58.46 [1]	0:47.32 [3]	0:35.71 [3]	0:24.02 [1]	0:12.31 [3]	3.73L	0:35.71 -7
		Cejay Graham		Overall	1000m	(0:13.36)	(0:11.14)	(0:11.61)	(0:11.69)	(0:11.71)	(0:12.31)		
6	7	WILIAMTHECONQUEROR	1	67.4	0:11.26	1:11.92 [6]	0:58.38 [4]	0:47.12 [6]	0:35.60 [4]	0:23.91 [4]	0:12.24 [5]	4.3L	0:35.60 -8
		Andrew Mallyon		Overall	1000m	(0:13.54)	(0:11.26)	(0:11.52)	(0:11.69)	(0:11.67)	(0:12.24)		
7	6	WEONA REDWOOD	7	66.5	0:11.12	1:12.08 [7]	0:58.17 [8]	0:47.05 [8]	0:35.43 [8]	0:23.68 [8]	0:12.17 [9]	5.27L	0:35.43 -3
		Ryan Maloney		1000m	1000m	(0:13.91)	(0:11.12)	(0:11.62)	(0:11.75)	(0:11.51)	(0:12.17)		
8	13	WELLY	3	67.5	0:11.00	1:12.11 [8]	0:58.66 [3]	0:47.66 [2]	0:36.04 [2]	0:24.23 [3]	0:12.45 [4]	5.43L	0:36.04 -5
		Kyle Wilson-Taylor		Overall	1000m	(0:13.45)	(0:11.00)	(0:11.62)	(0:11.81)	(0:11.78)	(0:12.45)		
9	20	SKORPIOS ISLE	5	67.0	0:11.13	1:12.14 [9]	0:57.82 [10]	0:46.69 [10]	0:35.29 [10]	0:23.71 [9]	0:12.27 [8]	5.6L	0:35.29 -9
		Bailey Wheeler		Overall	1000m	(0:14.32)	(0:11.13)	(0:11.40)	(0:11.58)	(0:11.44)	(0:12.27)		
10	18	CHAMPAGNE PROBLEMS	6	66.7	0:11.15	1:12.31 [10]	0:57.88 [11]	0:46.73 [11]	0:35.11 [11]	0:23.50 [11]	0:12.19 [11]	6.6L	0:35.11 -6
		Emily Lang		1000m	1000m	(0:14.43)	(0:11.15)	(0:11.62)	(0:11.61)	(0:11.31)	(0:12.19)		

Scratched: Argent Empyrean (#2), Noire Emperor (#9), Youcomplete me (#19), Valencia Roc (#12), Avior (#15), San Jeronimo (#16), Queen Arni (#14), Lucifer's Way (#1), Without Compare (#8)

Report Created: Wed 11 June 2025 14:27 GMT+10 (Note: Timing is based on position data)

Page 1/13

[] Ranking at each section and finish
-:-:- No data available at this section
NA No data available

SCN Saddle cloth number
DNF Did not finish
DNT Did not track

data processed by  TRIPLESDATA



DoombenProfessional
Race 3: THE STAR STRADBROKE SEASON QTIS Three-Year-Old Maiden
Handicap - 1200m
11 June 2025 - 13:45



Track Rating: Good 4, Weather: Fine, Rail Position: +9m Entire

Section						Overall	1000m	800m	600m	400m	200m	Last 600m			
Field Times						1:11.18 (0:13.36)	0:57.82 (0:11.07)	0:46.75 (0:11.63)	0:35.12 (0:11.74)	0:23.38 (0:11.59)	0:11.79 (0:11.79)	0:35.12			
Rank	TAB	Horse/Jockey	Barrier	Top Speed [km/h]	Fastest Section									Margin	Distance Travelled [m]
11	10	BELLA SPIRITO	11	68.3	0:10.92	1:12.56 [11]	0:58.76 [6]	0:47.84 [5]	0:36.14 [6]	0:24.20 [7]	0:12.55 [10]	8.11L	0:36.14	+4	
		Justin Stanley		1000m	1000m	(0:13.80)	(0:10.92)	(0:11.70)	(0:11.94)	(0:11.65)	(0:12.55)				

Scratched: Argent Empyrean (#2), Noire Emperor (#9), Youcomplete me (#19), Valencia Roc (#12), Avior (#15), San Jeronimo (#16), Queen Arni (#14), Lucifer's Way (#1), Without Compare (#8)



Horse/Jockey Name	Scheherazade
Final Rank	1
Fastest Section Time (Section)	0:11.09 (1000m)
Top Speed [km/h] (Section)	67.1 (1000m)
Race State	Finished

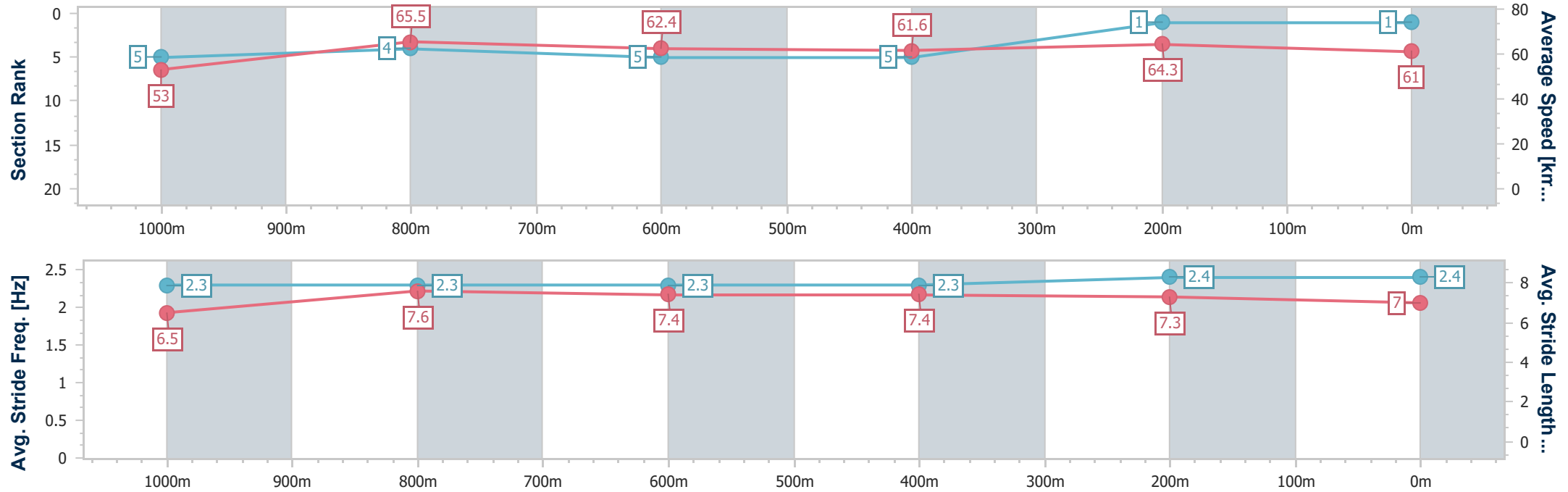


DoombenProfessional
Race 3: THE STAR STRADBROKE SEASON QTIS Three-Year-
Old Maiden Handicap - 1200m
11 June 2025 - 13:45
Track Rating: Good 4, Weather: Fine, Rail Position: +9m Entire



BRISBANE
RACING CLUB

Section	Overall	1000m	800m	600m	400m	200m							
Section Times	1:11.18 [1] (0:13.60)	0:57.58 [5] (0:11.09)	0:46.49 [4] (0:11.69)	0:34.80 [5] (0:11.77)	0:23.03 [5] (0:11.24)	0:11.79 [1] (0:11.79)							
Average Speed [km/h]	53.0	65.5	62.4	61.6	64.3	61.0							
Top Speed [km/h]	67.1	67.1	64.2	62.9	65.0	63.7							
Avg. Dist. to Rail [m]	6.2	1.9	2.9	1.4	1.5	0.3							
Avg. Stride Freq. [Hz]	2.3	2.3	2.3	2.3	2.4	2.4							
Avg. Stride Length [m]	6.5	7.6	7.4	7.4	7.3	7.0							





Horse/Jockey Name	Chief In Charge
Final Rank	2
Fastest Section Time (Section)	0:11.16 (1000m)
Top Speed [km/h] (Section)	67.7 (1000m)
Race State	Finished

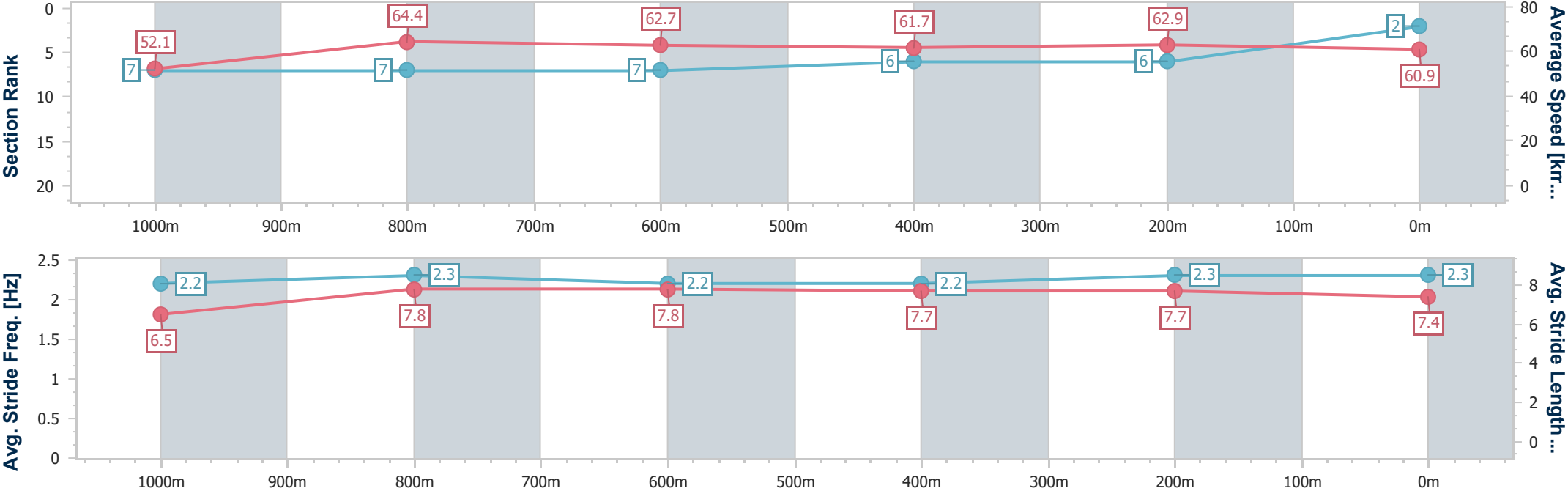


DoombenProfessional
Race 3: THE STAR STRADBROKE SEASON QTIS Three-Year-
Old Maiden Handicap - 1200m
11 June 2025 - 13:45
Track Rating: Good 4, Weather: Fine, Rail Position: +9m Entire



BRISBANE
RACING CLUB

Section	Overall	1000m	800m	600m	400m	200m							
Section Times	1:11.56 [2] (0:13.83)	0:57.73 [7] (0:11.16)	0:46.57 [7] (0:11.59)	0:34.98 [7] (0:11.68)	0:23.30 [6] (0:11.47)	0:11.83 [6] (0:11.83)							
Average Speed [km/h]	52.1	64.4	62.7	61.7	62.9	60.9							
Top Speed [km/h]	67.5	67.7	63.6	63.3	63.7	63.1							
Avg. Dist. to Rail [m]	1.9	0.3	1.5	0.5	1.5	1.7							
Avg. Stride Freq. [Hz]	2.2	2.3	2.2	2.2	2.3	2.3							
Avg. Stride Length [m]	6.5	7.8	7.8	7.7	7.7	7.4							





Horse/Jockey Name	Ten Good Reasons
Final Rank	3
Fastest Section Time (Section)	0:11.11 (1000m)
Top Speed [km/h] (Section)	66.9 (1000m)
Race State	Finished

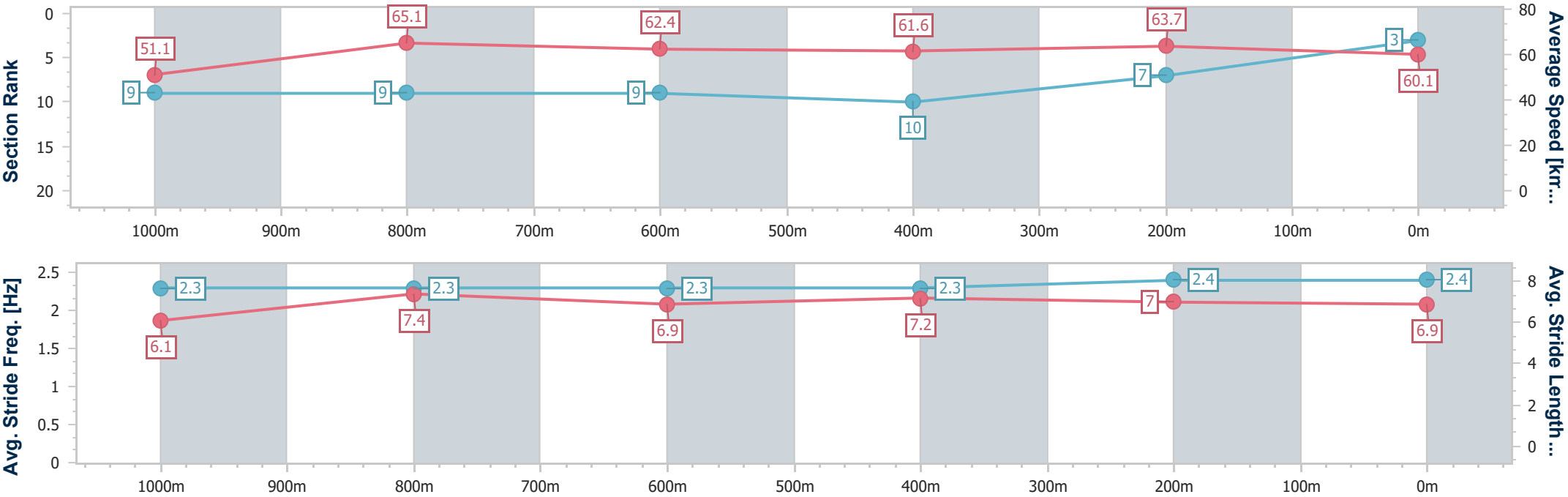


DoombenProfessional
Race 3: THE STAR STRADBROKE SEASON QTIS Three-Year-
Old Maiden Handicap - 1200m
11 June 2025 - 13:45
Track Rating: Good 4, Weather: Fine, Rail Position: +9m Entire



BRISBANE
RACING CLUB

Section	Overall	1000m	800m	600m	400m	200m								
Section Times	1:11.75 [3] (0:14.05)	0:57.70 [9] (0:11.11)	0:46.59 [9] (0:11.61)	0:34.98 [9] (0:11.67)	0:23.31 [10] (0:11.32)	0:11.99 [7] (0:11.99)								
Average Speed [km/h]	51.1	65.1	62.4	61.6	63.7	60.1								
Top Speed [km/h]	63.8	66.9	63.3	62.1	64.8	62.4								
Avg. Dist. to Rail [m]	4.2	0.9	1.2	0.4	3.0	3.9								
Avg. Stride Freq. [Hz]	2.3	2.3	2.3	2.3	2.4	2.4								
Avg. Stride Length [m]	6.1	7.4	6.9	7.2	7.0	6.9								





Horse/Jockey Name	Boom Break
Final Rank	4
Fastest Section Time (Section)	0:11.07 (1000m)
Top Speed [km/h] (Section)	67.6 (Overall)
Race State	Finished

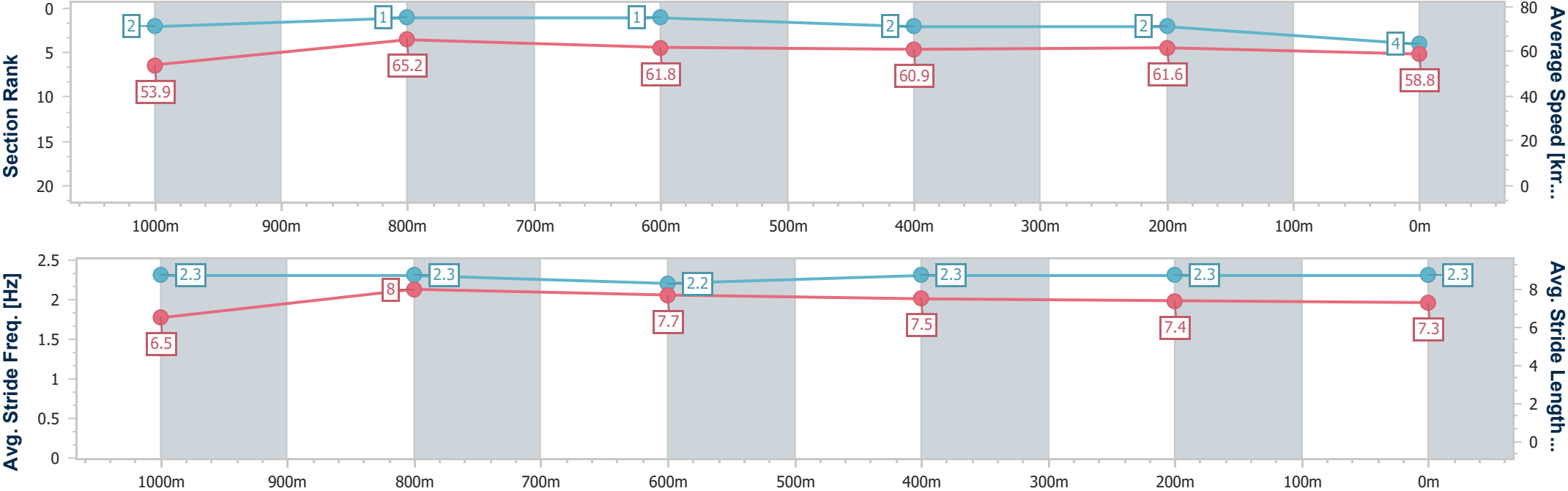


DoombenProfessional
Race 3: THE STAR STRADBROKE SEASON QTIS Three-Year-
Old Maiden Handicap - 1200m
11 June 2025 - 13:45
Track Rating: Good 4, Weather: Fine, Rail Position: +9m Entire



BRISBANE
RACING CLUB

Section	Overall	1000m	800m	600m	400m	200m								
Section Times	1:11.76 [4] (0:13.36)	0:58.40 [2] (0:11.07)	0:47.33 [1] (0:11.63)	0:35.70 [1] (0:11.76)	0:23.94 [2] (0:11.65)	0:12.29 [2] (0:12.29)								
Average Speed [km/h]	53.9	65.2	61.8	60.9	61.6	58.8								
Top Speed [km/h]	67.6	67.6	63.2	62.4	63.0	61.1								
Avg. Dist. to Rail [m]	6.0	1.6	0.2	0.9	1.2	0.4								
Avg. Stride Freq. [Hz]	2.3	2.3	2.2	2.3	2.3	2.3								
Avg. Stride Length [m]	6.5	8.0	7.7	7.5	7.4	7.3								





Horse/Jockey Name	Runaway Tycoon
Final Rank	5
Fastest Section Time (Section)	0:11.14 (1000m)
Top Speed [km/h] (Section)	67.7 (Overall)
Race State	Finished

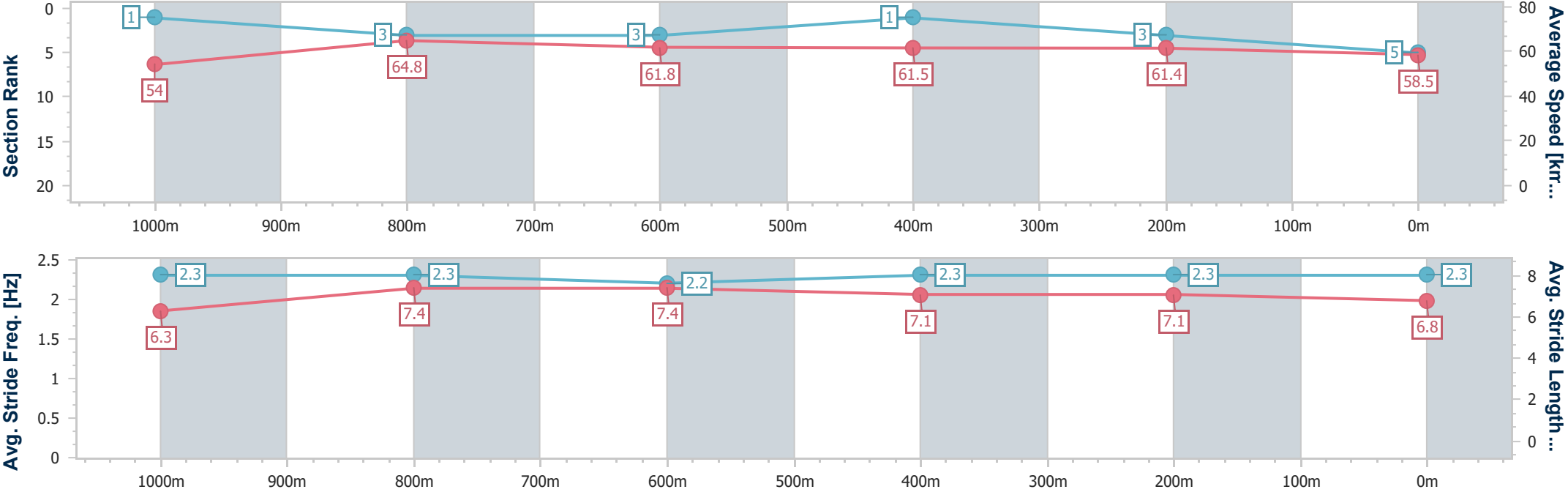


DoombenProfessional
Race 3: THE STAR STRADBROKE SEASON QTIS Three-Year-
Old Maiden Handicap - 1200m
11 June 2025 - 13:45
Track Rating: Good 4, Weather: Fine, Rail Position: +9m Entire



BRISBANE
RACING CLUB

Section	Overall	1000m	800m	600m	400m	200m								
Section Times	1:11.82 [5] (0:13.36)	0:58.46 [1] (0:11.14)	0:47.32 [3] (0:11.61)	0:35.71 [3] (0:11.69)	0:24.02 [1] (0:11.71)	0:12.31 [3] (0:12.31)								
Average Speed [km/h]	54.0	64.8	61.8	61.5	61.4	58.5								
Top Speed [km/h]	67.7	66.7	64.0	61.9	62.0	61.0								
Avg. Dist. to Rail [m]	1.8	0.2	0.2	0.5	0.4	0.3								
Avg. Stride Freq. [Hz]	2.3	2.3	2.2	2.3	2.3	2.3								
Avg. Stride Length [m]	6.3	7.4	7.4	7.1	7.1	6.8								





Horse/Jockey Name	Wiliamtheconqueror
Final Rank	6
Fastest Section Time (Section)	0:11.26 (1000m)
Top Speed [km/h] (Section)	67.4 (Overall)
Race State	Finished

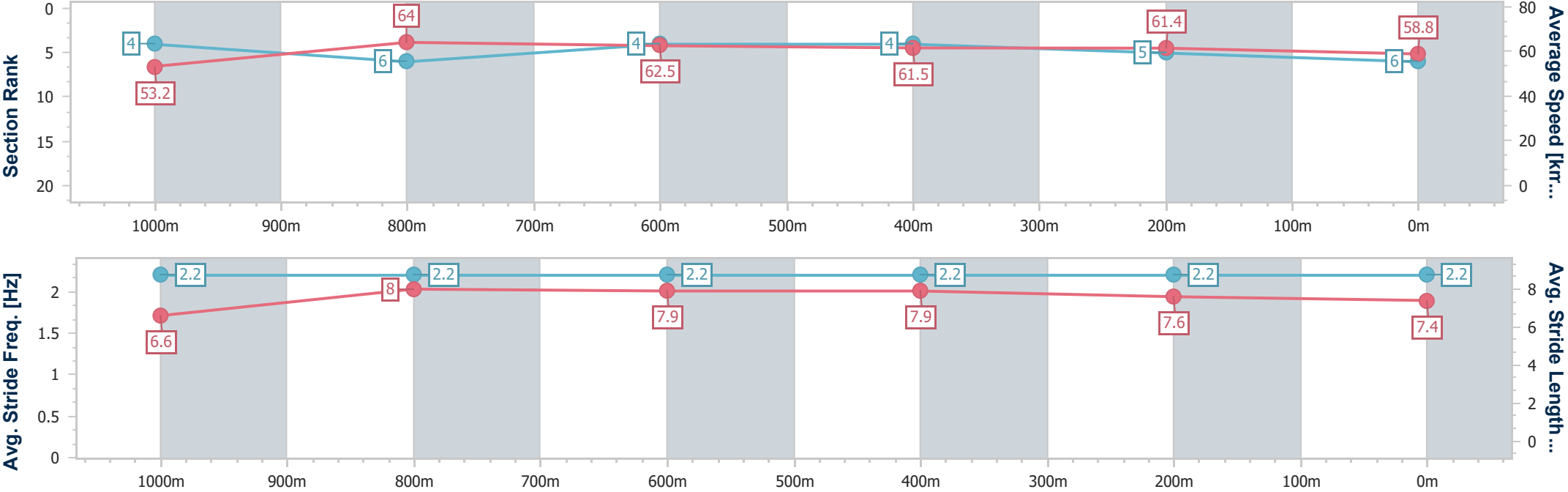


DoombenProfessional
Race 3: THE STAR STRADBROKE SEASON QTIS Three-Year-
Old Maiden Handicap - 1200m
11 June 2025 - 13:45
Track Rating: Good 4, Weather: Fine, Rail Position: +9m Entire



BRISBANE
RACING CLUB

Section	Overall	1000m	800m	600m	400m	200m							
Section Times	1:11.92 [6] (0:13.54)	0:58.38 [4] (0:11.26)	0:47.12 [6] (0:11.52)	0:35.60 [4] (0:11.69)	0:23.91 [4] (0:11.67)	0:12.24 [5] (0:12.24)							
Average Speed [km/h]	53.2	64.0	62.5	61.5	61.4	58.8							
Top Speed [km/h]	67.4	66.6	63.9	62.3	61.8	61.4							
Avg. Dist. to Rail [m]	1.6	0.7	0.3	0.5	0.4	0.8							
Avg. Stride Freq. [Hz]	2.2	2.2	2.2	2.2	2.2	2.2							
Avg. Stride Length [m]	6.6	8.0	7.9	7.9	7.6	7.4							





Horse/Jockey Name	Weona Redwood
Final Rank	7
Fastest Section Time (Section)	0:11.12 (1000m)
Top Speed [km/h] (Section)	66.5 (1000m)
Race State	Finished

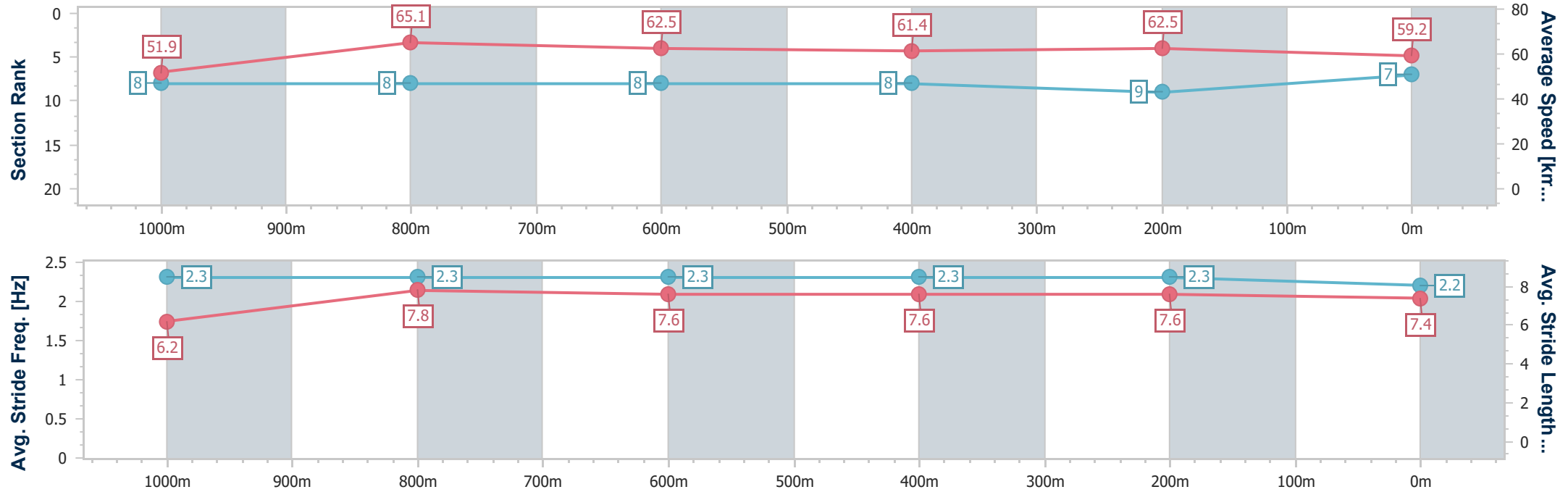


DoombenProfessional
Race 3: THE STAR STRADBROKE SEASON QTIS Three-Year-
Old Maiden Handicap - 1200m
11 June 2025 - 13:45
Track Rating: Good 4, Weather: Fine, Rail Position: +9m Entire



BRISBANE
RACING CLUB

Section	Overall	1000m	800m	600m	400m	200m							
Section Times	1:12.08 [7] (0:13.91)	0:58.17 [8] (0:11.12)	0:47.05 [8] (0:11.62)	0:35.43 [8] (0:11.75)	0:23.68 [8] (0:11.51)	0:12.17 [9] (0:12.17)							
Average Speed [km/h]	51.9	65.1	62.5	61.4	62.5	59.2							
Top Speed [km/h]	65.9	66.5	64.7	63.4	63.3	61.6							
Avg. Dist. to Rail [m]	4.0	1.6	1.6	0.8	1.1	2.2							
Avg. Stride Freq. [Hz]	2.3	2.3	2.3	2.3	2.3	2.2							
Avg. Stride Length [m]	6.2	7.8	7.6	7.6	7.6	7.4							





Horse/Jockey Name	Welly
Final Rank	8
Fastest Section Time (Section)	0:11.00 (1000m)
Top Speed [km/h] (Section)	67.5 (Overall)
Race State	Finished

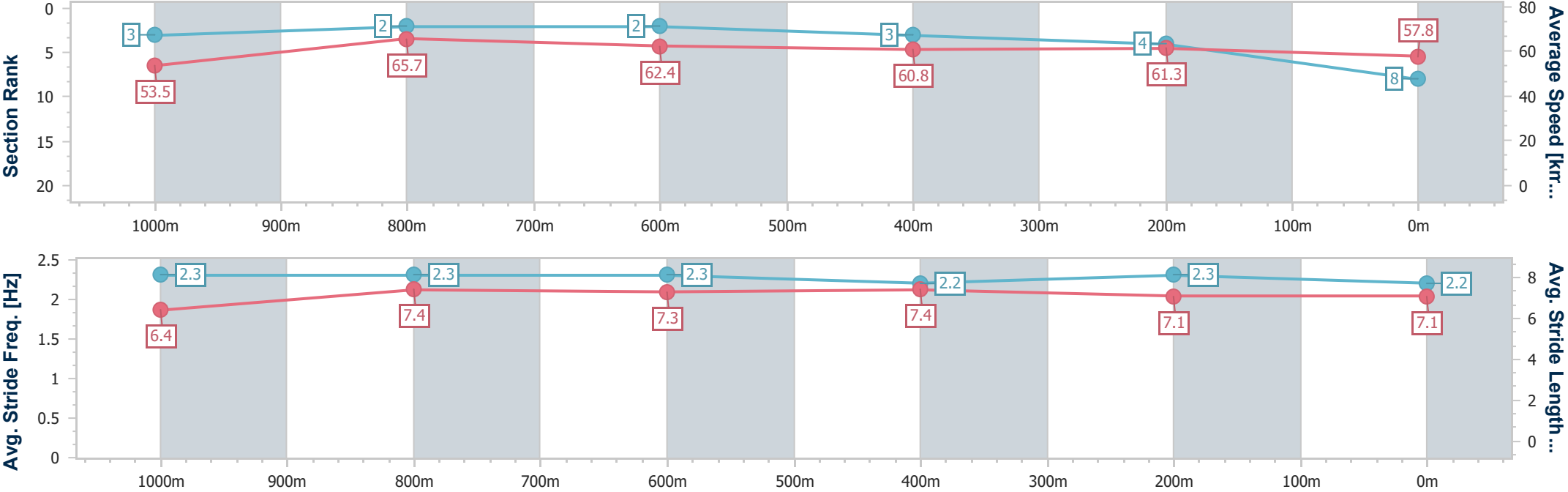


DoombenProfessional
Race 3: THE STAR STRADBROKE SEASON QTIS Three-Year-
Old Maiden Handicap - 1200m
11 June 2025 - 13:45
Track Rating: Good 4, Weather: Fine, Rail Position: +9m Entire



BRISBANE
RACING CLUB

Section	Overall	1000m	800m	600m	400m	200m								
Section Times	1:12.11 [8] (0:13.45)	0:58.66 [3] (0:11.00)	0:47.66 [2] (0:11.62)	0:36.04 [2] (0:11.81)	0:24.23 [3] (0:11.78)	0:12.45 [4] (0:12.45)								
Average Speed [km/h]	53.5	65.7	62.4	60.8	61.3	57.8								
Top Speed [km/h]	67.5	66.8	63.5	61.8	62.5	60.0								
Avg. Dist. to Rail [m]	1.8	0.9	1.4	0.7	0.4	2.3								
Avg. Stride Freq. [Hz]	2.3	2.3	2.3	2.2	2.3	2.2								
Avg. Stride Length [m]	6.4	7.4	7.3	7.4	7.1	7.1								





Horse/Jockey Name	Skorpios Isle
Final Rank	9
Fastest Section Time (Section)	0:11.13 (1000m)
Top Speed [km/h] (Section)	67.0 (Overall)
Race State	Finished

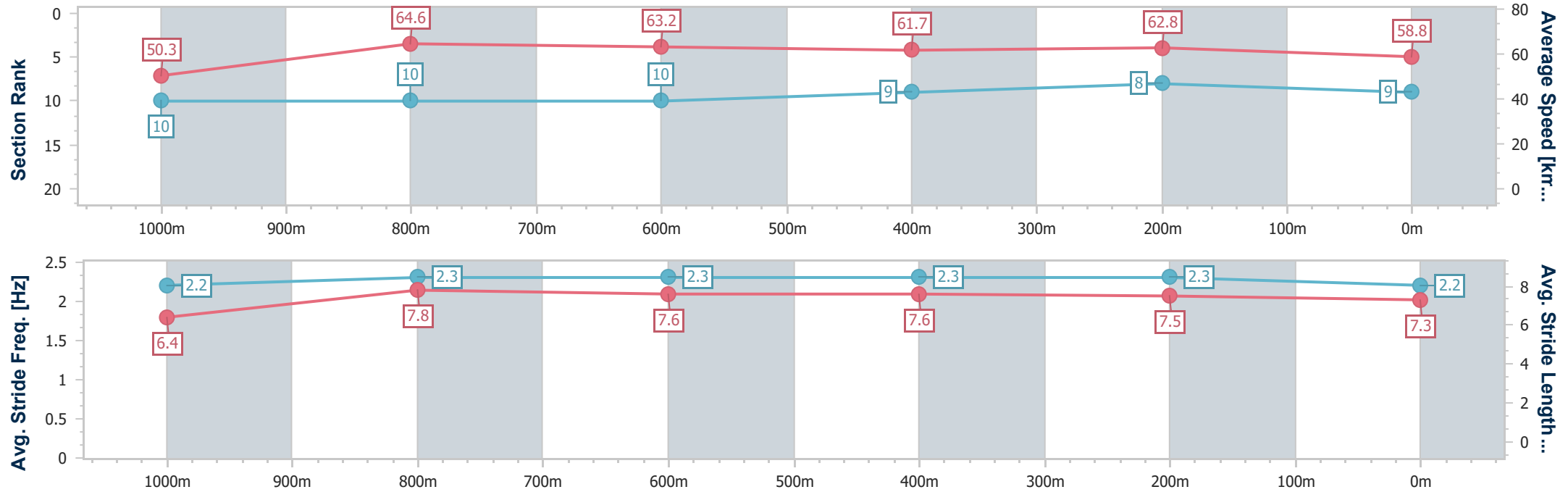


DoombenProfessional
Race 3: THE STAR STRADBROKE SEASON QTIS Three-Year-
Old Maiden Handicap - 1200m
11 June 2025 - 13:45
Track Rating: Good 4, Weather: Fine, Rail Position: +9m Entire



BRISBANE
RACING CLUB

Section	Overall	1000m	800m	600m	400m	200m								
Section Times	1:12.14 [9] (0:14.32)	0:57.82 [10] (0:11.13)	0:46.69 [10] (0:11.40)	0:35.29 [10] (0:11.58)	0:23.71 [9] (0:11.44)	0:12.27 [8] (0:12.27)								
Average Speed [km/h]	50.3	64.6	63.2	61.7	62.8	58.8								
Top Speed [km/h]	67.0	66.7	64.7	62.5	63.6	62.4								
Avg. Dist. to Rail [m]	2.4	0.8	0.4	1.4	0.9	0.7								
Avg. Stride Freq. [Hz]	2.2	2.3	2.3	2.3	2.3	2.2								
Avg. Stride Length [m]	6.4	7.8	7.6	7.6	7.5	7.3								





Horse/Jockey Name	Champagne Problems
Final Rank	10
Fastest Section Time (Section)	0:11.15 (1000m)
Top Speed [km/h] (Section)	66.7 (1000m)
Race State	Finished

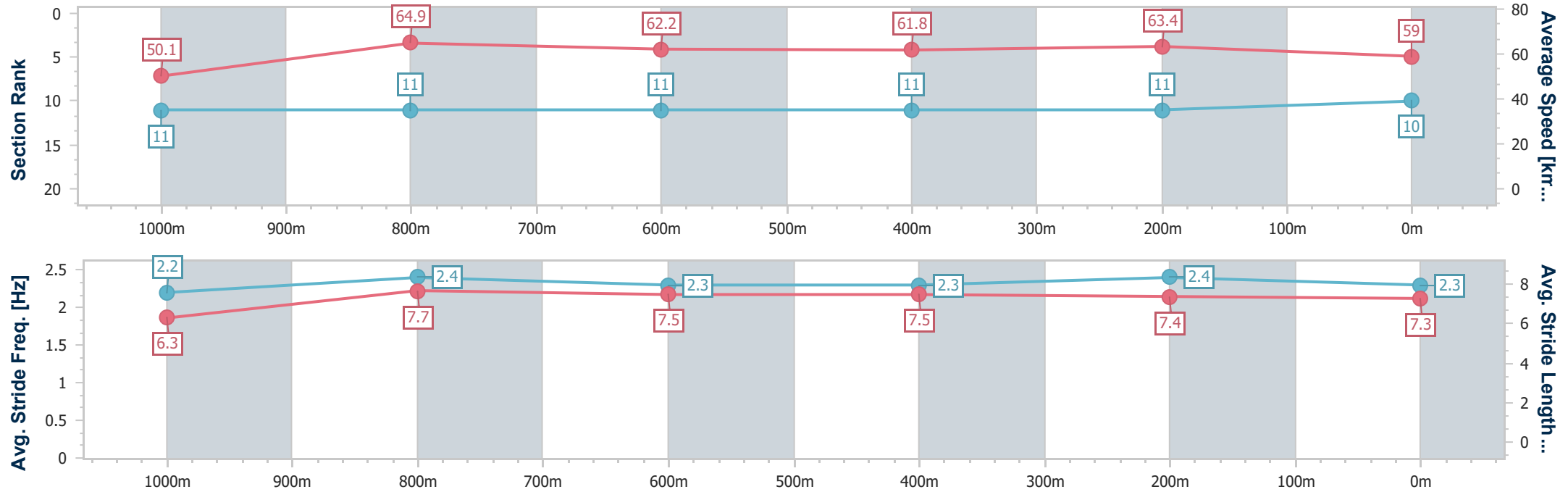


DoombenProfessional
Race 3: THE STAR STRADBROKE SEASON QTIS Three-Year-
Old Maiden Handicap - 1200m
11 June 2025 - 13:45
Track Rating: Good 4, Weather: Fine, Rail Position: +9m Entire



BRISBANE
RACING CLUB

Section	Overall	1000m	800m	600m	400m	200m							
Section Times	1:12.31 [10] (0:14.43)	0:57.88 [11] (0:11.15)	0:46.73 [11] (0:11.62)	0:35.11 [11] (0:11.61)	0:23.50 [11] (0:11.31)	0:12.19 [11] (0:12.19)							
Average Speed [km/h]	50.1	64.9	62.2	61.8	63.4	59.0							
Top Speed [km/h]	64.4	66.7	64.4	62.8	65.3	63.2							
Avg. Dist. to Rail [m]	3.7	1.6	1.3	1.1	1.5	0.4							
Avg. Stride Freq. [Hz]	2.2	2.4	2.3	2.3	2.4	2.3							
Avg. Stride Length [m]	6.3	7.7	7.5	7.5	7.4	7.3							





Horse/Jockey Name	Bella Spirito
Final Rank	11
Fastest Section Time (Section)	0:10.92 (1000m)
Top Speed [km/h] (Section)	68.3 (1000m)
Race State	Finished

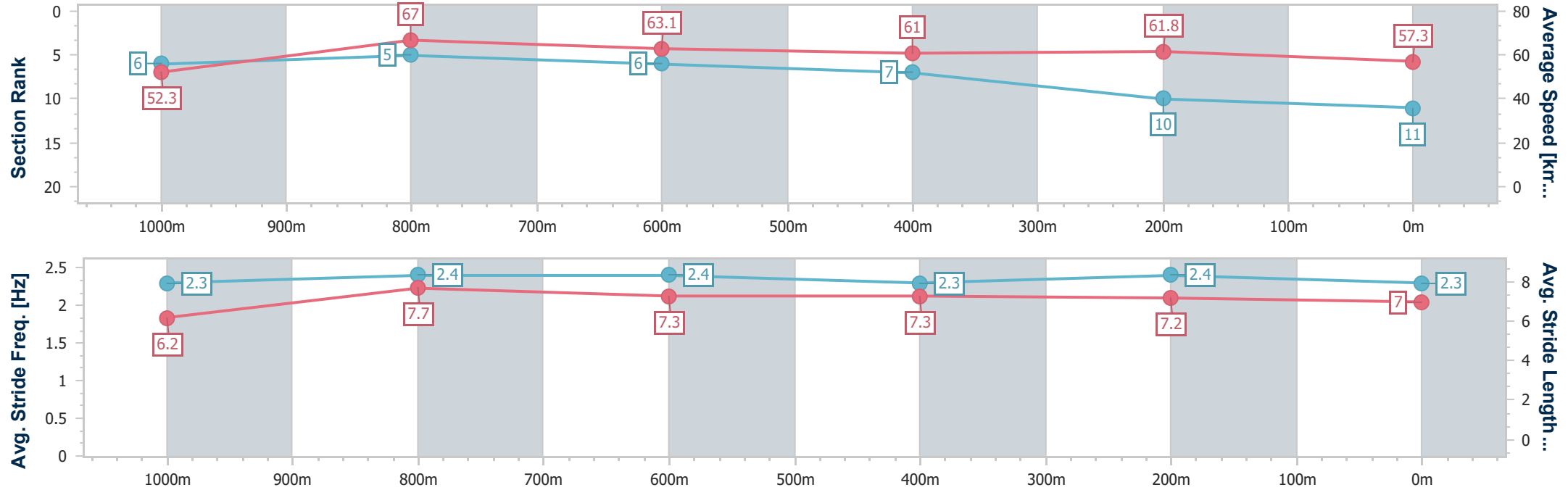


DoombenProfessional
Race 3: THE STAR STRADBROKE SEASON QTIS Three-Year-
Old Maiden Handicap - 1200m
11 June 2025 - 13:45
Track Rating: Good 4, Weather: Fine, Rail Position: +9m Entire



BRISBANE
RACING CLUB

Section	Overall	1000m	800m	600m	400m	200m								
Section Times	1:12.56 [11] (0:13.80)	0:58.76 [6] (0:10.92)	0:47.84 [5] (0:11.70)	0:36.14 [6] (0:11.94)	0:24.20 [7] (0:11.65)	0:12.55 [10] (0:12.55)								
Average Speed [km/h]	52.3	67.0	63.1	61.0	61.8	57.3								
Top Speed [km/h]	66.3	68.3	65.1	62.6	63.8	61.0								
Avg. Dist. to Rail [m]	7.5	3.9	5.0	2.0	1.5	2.2								
Avg. Stride Freq. [Hz]	2.3	2.4	2.4	2.3	2.4	2.3								
Avg. Stride Length [m]	6.2	7.7	7.3	7.3	7.2	7.0								





DoombenProfessional
Race 4: XXXX GOLD QTIS Three-Year-Old BENCHMARK 68 Handicap - 1350m

11 June 2025 - 14:19



Track Rating: Good 4, Weather: Fine, Rail Position: +9m Entire

Section						Overall	1200m	1000m	800m	600m	400m	Last 600m	
Field Times						1:19.95 (0:10.88)	1:09.07 (0:10.46)	0:58.61 (0:10.90)	0:47.71 (0:11.81)	0:35.90 (0:11.93)	0:23.97 (0:11.69)	0:35.90	
Rank	TAB	Horse/Jockey	Barrier	Top Speed [km/h]	Fastest Section								Distance Travelled [m]
1	1	ITALIAN RIVIERA	10	68.3	0:10.82	1:19.95 [1]	1:08.54 [10]	0:57.72 [10]	0:46.69 [11]	0:35.08 [11]	0:23.20 [10]	0:35.08	
		Jag Guthmann-Chester		1200m	1200m	(0:11.41)	(0:10.82)	(0:11.03)	(0:11.61)	(0:11.88)	(0:11.25)		
2	13	NOVEMBER SUN	5	69.1	0:10.61	1:19.98 [2]	1:08.73 [8]	0:58.12 [8]	0:47.06 [9]	0:35.37 [8]	0:23.49 [7]	0:35.37	+4
		Craig Williams		1000m	1200m	(0:11.25)	(0:10.61)	(0:11.06)	(0:11.69)	(0:11.88)	(0:11.32)		
3	10	DIVINE DIAMONDS	12	68.0	0:10.72	1:19.99 [3]	1:09.11 [1]	0:58.39 [7]	0:47.35 [6]	0:35.50 [5]	0:23.70 [4]	0:35.50	-2
		Tahlia Fenlon		1200m	1200m	(0:10.88)	(0:10.72)	(0:11.04)	(0:11.85)	(0:11.80)	(0:11.43)		
4	3	MR O'REILLY	6	70.2	0:10.53	1:20.05 [4]	1:09.06 [5]	0:58.53 [4]	0:47.43 [5]	0:35.54 [6]	0:23.66 [6]	0:35.54	-4
		Kyle Wilson-Taylor		1200m	1200m	(0:10.99)	(0:10.53)	(0:11.10)	(0:11.89)	(0:11.88)	(0:11.43)		
5	12	NOIRE EMPEROR	3	68.4	0:10.65	1:20.18 [5]	1:08.91 [9]	0:58.26 [9]	0:47.30 [8]	0:35.57 [7]	0:23.59 [9]	0:35.57	-10
		Robbie Dolan		1200m	1200m	(0:11.27)	(0:10.65)	(0:10.96)	(0:11.73)	(0:11.98)	(0:11.50)		
6	6	PROMINENT LAD	4	68.9	0:10.57	1:20.26 [6]	1:09.24 [6]	0:58.67 [6]	0:47.47 [7]	0:35.64 [9]	0:23.74 [8]	0:35.64	-5
		Ryan Maloney		1200m	1200m	(0:11.02)	(0:10.57)	(0:11.20)	(0:11.83)	(0:11.90)	(0:11.50)		
7	5	MARAGICAL	2	69.6	0:10.45	1:20.33 [7]	1:09.44 [2]	0:58.99 [1]	0:48.09 [1]	0:36.28 [1]	0:24.35 [1]	0:36.28	-8
		Emily Lang		1200m	1200m	(0:10.89)	(0:10.45)	(0:10.90)	(0:11.81)	(0:11.93)	(0:11.69)		
8	4	DARK GLEAM	1	68.5	0:10.60	1:20.35 [8]	1:09.41 [3]	0:58.81 [5]	0:47.81 [4]	0:36.00 [4]	0:24.12 [3]	0:36.00	-6
		Nikita Beriman		1200m	1200m	(0:10.94)	(0:10.60)	(0:11.00)	(0:11.81)	(0:11.88)	(0:11.61)		
9	8	CAISHEN	7	70.5	0:10.43	1:20.39 [9]	1:09.37 [7]	0:58.94 [3]	0:47.96 [3]	0:36.09 [3]	0:24.09 [5]	0:36.09	-4
		Justin Huxtable		1200m	1200m	(0:11.02)	(0:10.43)	(0:10.98)	(0:11.87)	(0:12.00)	(0:11.54)		
10	9	DATA SCRAMBLE	11	67.6	0:10.92	1:20.43 [10]	1:08.88 [11]	0:57.96 [12]	0:46.93 [12]	0:35.37 [12]	0:23.57 [12]	0:35.37	-2
		Taylor Marshall		1200m	1200m	(0:11.55)	(0:10.92)	(0:11.03)	(0:11.56)	(0:11.80)	(0:11.41)		

Scratched: Simply Fun (#7)

Report Created: Wed 11 June 2025 14:59 GMT+10 (Note: Timing is based on position data)

Page 1/16

[] Ranking at each section and finish
-:-:- No data available at this section
NA No data available

SCN Saddle cloth number
DNF Did not finish
DNT Did not track

data processed by  TRIPLESDATA



DoombenProfessional
Race 4: XXXX GOLD QTIS Three-Year-Old BENCHMARK 68 Handicap - 1350m

11 June 2025 - 14:19



Track Rating: Good 4, Weather: Fine, Rail Position: +9m Entire

Section						Overall	1200m	1000m	800m	600m	400m	Last 600m	
Field Times						1:19.95 (0:10.88)	1:09.07 (0:10.46)	0:58.61 (0:10.90)	0:47.71 (0:11.81)	0:35.90 (0:11.93)	0:23.97 (0:11.69)	0:35.90	
Rank	TAB	Horse/Jockey	Barrier	Top Speed [km/h]	Fastest Section								Distance Travelled [m]
11	2	MAYNE	8	70.2	0:10.41	1:20.72 [11]	1:09.77 [4]	0:59.36 [2]	0:48.40 [2]	0:36.52 [2]	0:24.61 [2]	0:36.52	-3
		Cody Collis		1200m	1200m	(0:10.95)	(0:10.41)	(0:10.96)	(0:11.88)	(0:11.91)	(0:11.61)		
12	11	LARIDAE	9	68.1	0:10.74	1:21.15 [12]	1:09.59 [12]	0:58.85 [11]	0:47.92 [10]	0:36.32 [10]	0:24.32 [11]	0:36.32	-7
		Angela Jones		1200m	1200m	(0:11.56)	(0:10.74)	(0:10.93)	(0:11.60)	(0:12.00)	(0:11.57)		

Scratched: Simply Fun (#7)



DoombenProfessional
Race 4: XXXX GOLD QTIS Three-Year-Old BENCHMARK 68 Handicap - 1350m

11 June 2025 - 14:19



Track Rating: Good 4, Weather: Fine, Rail Position: +9m Entire

Section Field Times				200m 0:12.28 (0:12.28)				Last 600m 0:35.90	
Rank	TAB	Horse/Jockey	Barrier	Top Speed [km/h]	Fastest Section	Margin		Distance Travelled [m]	
1	1	ITALIAN RIVIERA	10	68.3	0:10.82	0:11.95 [8]	1:19.95	0:35.08	
		Jag Guthmann-Chester		1200m	1200m	(0:11.95)			
2	13	NOVEMBER SUN	5	69.1	0:10.61	0:12.17 [4]	0.22L	0:35.37	+4
		Craig Williams		1000m	1200m	(0:12.17)			
3	10	DIVINE DIAMONDS	12	68.0	0:10.72	0:12.27 [3]	0.24L	0:35.50	-2
		Tahlia Fenlon		1200m	1200m	(0:12.27)			
4	3	MR O'REILLY	6	70.2	0:10.53	0:12.23 [5]	0.62L	0:35.54	-4
		Kyle Wilson-Taylor		1200m	1200m	(0:12.23)			
5	12	NOIRE EMPEROR	3	68.4	0:10.65	0:12.09 [10]	1.38L	0:35.57	-10
		Robbie Dolan		1200m	1200m	(0:12.09)			
6	6	PROMINENT LAD	4	68.9	0:10.57	0:12.24 [9]	1.83L	0:35.64	-5
		Ryan Maloney		1200m	1200m	(0:12.24)			
7	5	MARAGICAL	2	69.6	0:10.45	0:12.66 [1]	2.23L	0:36.28	-8
		Emily Lang		1200m	1200m	(0:12.66)			
8	4	DARK GLEAM	1	68.5	0:10.60	0:12.51 [6]	2.34L	0:36.00	-6
		Nikita Beriman		1200m	1200m	(0:12.51)			
9	8	CAISHEN	7	70.5	0:10.43	0:12.55 [7]	2.6L	0:36.09	-4
		Justin Huxtable		1200m	1200m	(0:12.55)			
10	9	DATA SCRAMBLE	11	67.6	0:10.92	0:12.16 [11]	2.82L	0:35.37	-2
		Taylor Marshall		1200m	1200m	(0:12.16)			

Scratched: Simply Fun (#7)

Report Created: Wed 11 June 2025 14:59 GMT+10 (Note: Timing is based on position data)

Page 3/16

[] Ranking at each section and finish
-:-:- No data available at this section
NA No data available

SCN Saddle cloth number
DNF Did not finish
DNT Did not track

data processed by  TRIPLESDATA



DoombenProfessional
Race 4: XXXX GOLD QTIS Three-Year-Old BENCHMARK 68 Handicap - 1350m

11 June 2025 - 14:19



Track Rating: Good 4, Weather: Fine, Rail Position: +9m Entire

Section						200m		Last 600m	
Field Times						0:12.28 (0:12.28)		0:35.90	
Rank	TAB	Horse/Jockey	Barrier	Top Speed [km/h]	Fastest Section	Margin		Distance Travelled [m]	
11	2	MAYNE	8	70.2	0:10.41	0:13.00 [2]	4.56L	0:36.52	-3
		Cody Collis		1200m	1200m	(0:13.00)			
12	11	LARIDAE	9	68.1	0:10.74	0:12.75 [12]	7.09L	0:36.32	-7
		Angela Jones		1200m	1200m	(0:12.75)			

Scratched: Simply Fun (#7)



Horse/Jockey Name	Italian Riviera
Final Rank	1
Fastest Section Time (Section)	0:10.82 (1200m)
Top Speed [km/h] (Section)	68.3 (1200m)
Race State	Finished

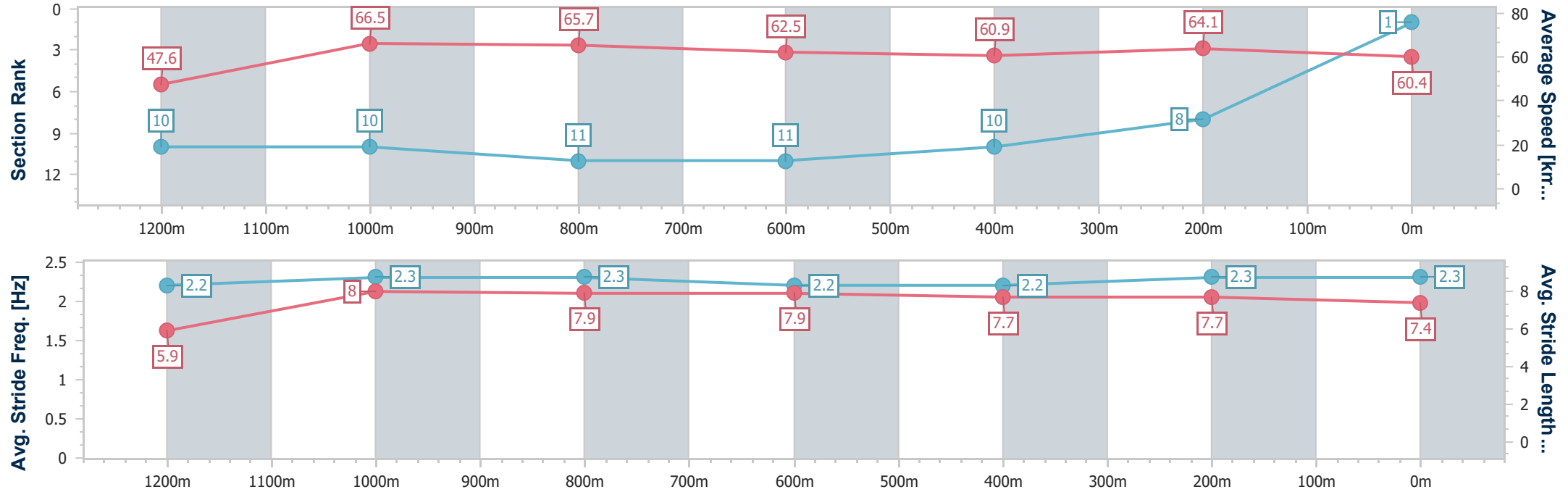


DoombenProfessional
Race 4: XXXX GOLD QTIS Three-Year-Old BENCHMARK 68
Handicap - 1350m
11 June 2025 - 14:19
Track Rating: Good 4, Weather: Fine, Rail Position: +9m Entire



BRISBANE
RACING CLUB

Section	Overall	1200m	1000m	800m	600m	400m	200m						
Section Times	1:19.95 [1] (0:11.41)	1:08.54 [10] (0:10.82)	0:57.72 [10] (0:11.03)	0:46.69 [11] (0:11.61)	0:35.08 [11] (0:11.88)	0:23.20 [10] (0:11.25)	0:11.95 [8] (0:11.95)						
Average Speed [km/h]	47.6	66.5	65.7	62.5	60.9	64.1	60.4						
Top Speed [km/h]	63.7	68.3	67.4	65.2	62.2	65.4	62.9						
Avg. Dist. to Rail [m]	7.0	1.5	1.6	1.7	1.5	2.9	4.8						
Avg. Stride Freq. [Hz]	2.2	2.3	2.3	2.2	2.2	2.3	2.3						
Avg. Stride Length [m]	5.9	8.0	7.9	7.9	7.7	7.7	7.4						





Horse/Jockey Name	November Sun
Final Rank	2
Fastest Section Time (Section)	0:10.61 (1200m)
Top Speed [km/h] (Section)	69.1 (1000m)
Race State	Finished

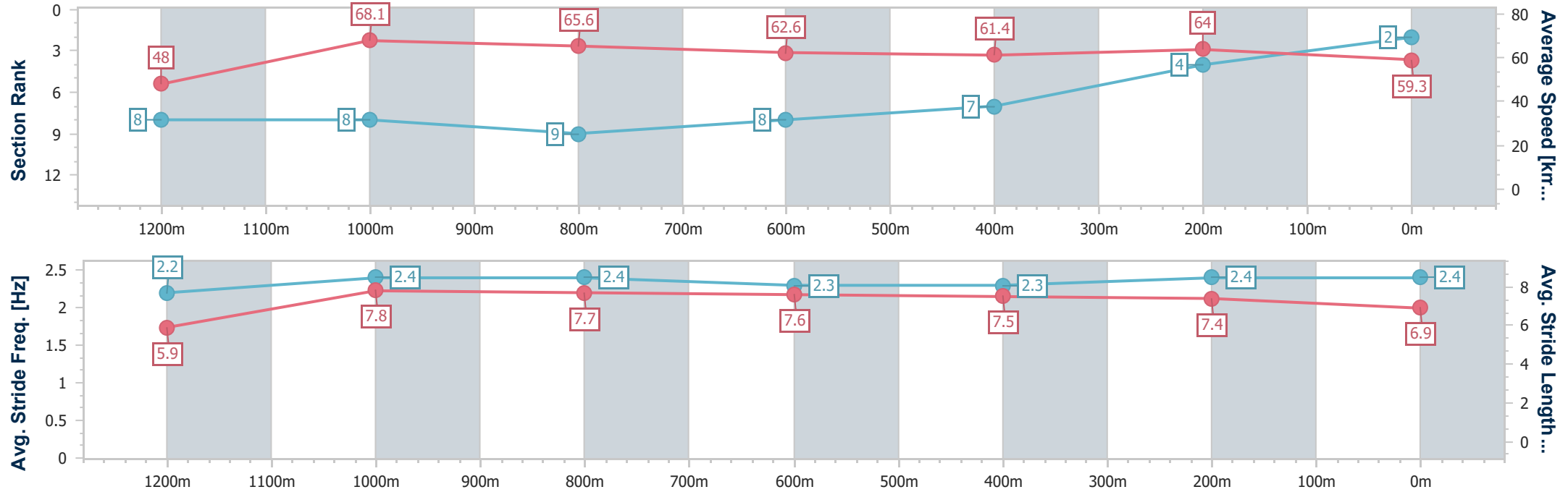


DoombenProfessional
Race 4: XXXX GOLD QTIS Three-Year-Old BENCHMARK 68
Handicap - 1350m
11 June 2025 - 14:19
Track Rating: Good 4, Weather: Fine, Rail Position: +9m Entire



BRISBANE
RACING CLUB

Section	Overall	1200m	1000m	800m	600m	400m	200m						
Section Times	1:19.98 [2] (0:11.25)	1:08.73 [8] (0:10.61)	0:58.12 [8] (0:11.06)	0:47.06 [9] (0:11.69)	0:35.37 [8] (0:11.88)	0:23.49 [7] (0:11.32)	0:12.17 [4] (0:12.17)						
Average Speed [km/h]	48.0	68.1	65.6	62.6	61.4	64.0	59.3						
Top Speed [km/h]	66.6	69.1	69.1	63.5	63.0	64.8	62.4						
Avg. Dist. to Rail [m]	4.8	2.0	2.4	3.3	2.9	3.4	5.7						
Avg. Stride Freq. [Hz]	2.2	2.4	2.4	2.3	2.3	2.4	2.4						
Avg. Stride Length [m]	5.9	7.8	7.7	7.6	7.5	7.4	6.9						





Horse/Jockey Name	Divine Diamonds
Final Rank	3
Fastest Section Time (Section)	0:10.72 (1200m)
Top Speed [km/h] (Section)	68.0 (1200m)
Race State	Finished

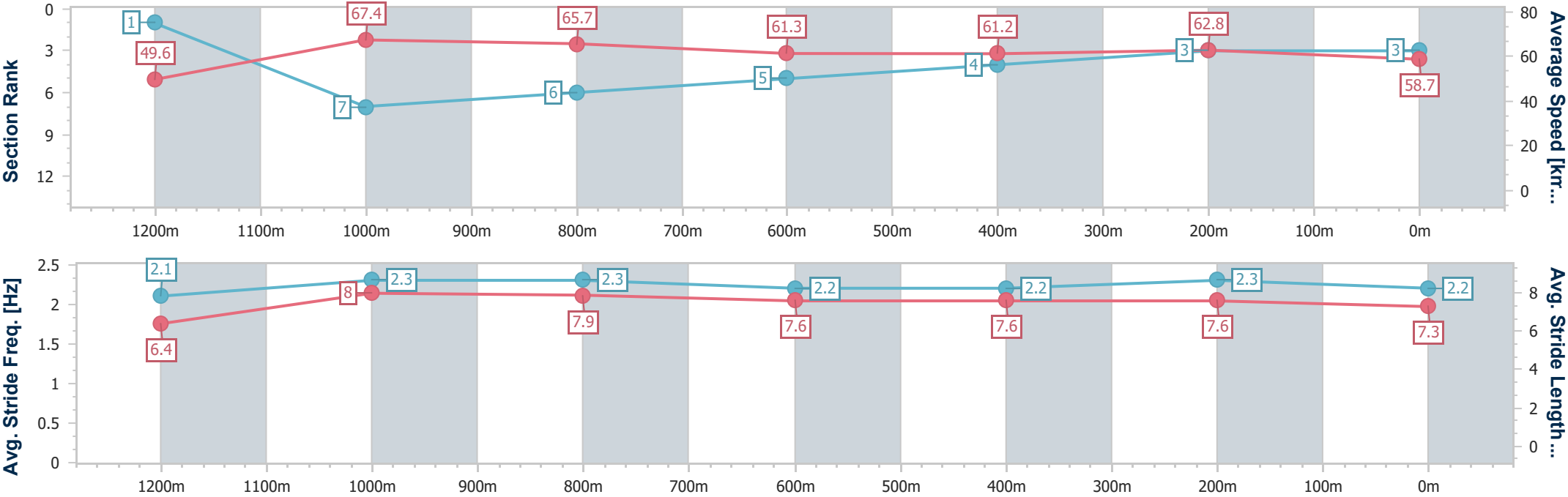


DoombenProfessional
Race 4: XXXX GOLD QTIS Three-Year-Old BENCHMARK 68
Handicap - 1350m
11 June 2025 - 14:19
Track Rating: Good 4, Weather: Fine, Rail Position: +9m Entire



BRISBANE
RACING CLUB

Section	Overall	1200m	1000m	800m	600m	400m	200m						
Section Times	1:19.99 [3] (0:10.88)	1:09.11 [1] (0:10.72)	0:58.39 [7] (0:11.04)	0:47.35 [6] (0:11.85)	0:35.50 [5] (0:11.80)	0:23.70 [4] (0:11.43)	0:12.27 [3] (0:12.27)						
Average Speed [km/h]	49.6	67.4	65.7	61.3	61.2	62.8	58.7						
Top Speed [km/h]	67.1	68.0	67.4	63.7	62.3	63.9	62.4						
Avg. Dist. to Rail [m]	10.2	6.3	2.7	2.1	0.8	0.8	2.4						
Avg. Stride Freq. [Hz]	2.1	2.3	2.3	2.2	2.2	2.3	2.2						
Avg. Stride Length [m]	6.4	8.0	7.9	7.6	7.6	7.6	7.3						





Horse/Jockey Name	Mr O'reilly
Final Rank	4
Fastest Section Time (Section)	0:10.53 (1200m)
Top Speed [km/h] (Section)	70.2 (1200m)
Race State	Finished

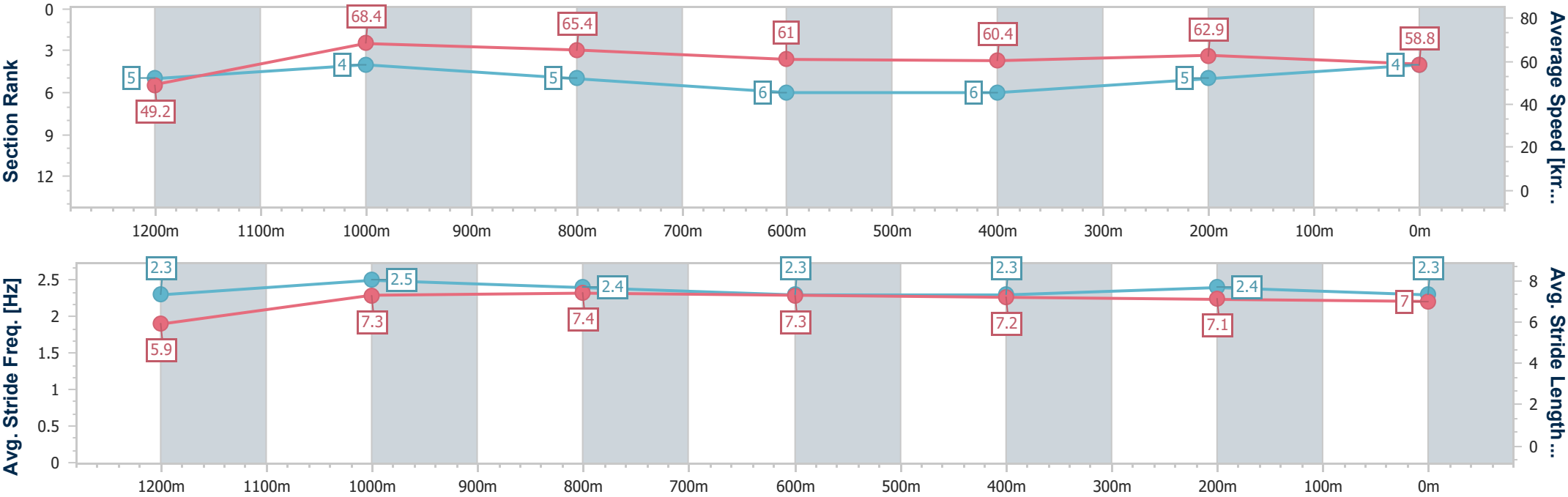


DoombenProfessional
Race 4: XXXX GOLD QTIS Three-Year-Old BENCHMARK 68
Handicap - 1350m
11 June 2025 - 14:19
Track Rating: Good 4, Weather: Fine, Rail Position: +9m Entire



BRISBANE
RACING CLUB

Section	Overall	1200m	1000m	800m	600m	400m	200m						
Section Times	1:20.05 [4] (0:10.99)	1:09.06 [5] (0:10.53)	0:58.53 [4] (0:11.10)	0:47.43 [5] (0:11.89)	0:35.54 [6] (0:11.88)	0:23.66 [6] (0:11.43)	0:12.23 [5] (0:12.23)						
Average Speed [km/h]	49.2	68.4	65.4	61.0	60.4	62.9	58.8						
Top Speed [km/h]	66.8	70.2	68.1	63.7	62.0	63.8	61.7						
Avg. Dist. to Rail [m]	5.3	3.3	2.5	1.4	0.6	0.8	0.4						
Avg. Stride Freq. [Hz]	2.3	2.5	2.4	2.3	2.3	2.4	2.3						
Avg. Stride Length [m]	5.9	7.3	7.4	7.3	7.2	7.1	7.0						





Horse/Jockey Name	Noire Emperor
Final Rank	5
Fastest Section Time (Section)	0:10.65 (1200m)
Top Speed [km/h] (Section)	68.4 (1200m)
Race State	Finished

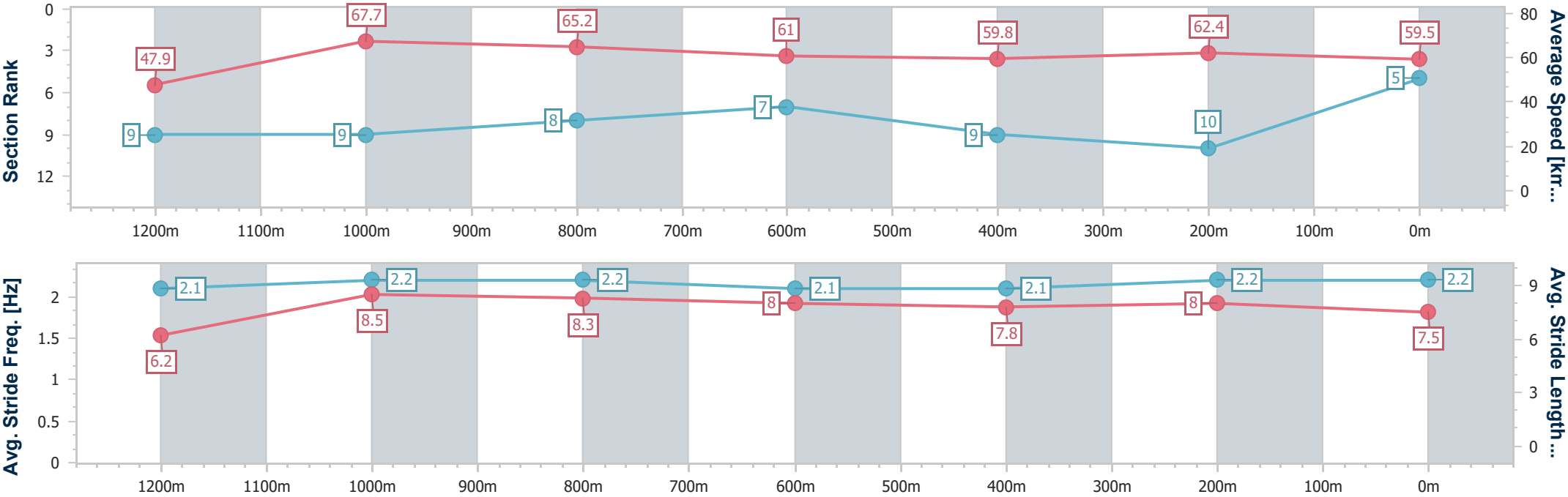


DoombenProfessional
Race 4: XXXX GOLD QTIS Three-Year-Old BENCHMARK 68
Handicap - 1350m
11 June 2025 - 14:19
Track Rating: Good 4, Weather: Fine, Rail Position: +9m Entire



BRISBANE
RACING CLUB

Section	Overall	1200m	1000m	800m	600m	400m	200m						
Section Times	1:20.18 [5] (0:11.27)	1:08.91 [9] (0:10.65)	0:58.26 [9] (0:10.96)	0:47.30 [8] (0:11.73)	0:35.57 [7] (0:11.98)	0:23.59 [9] (0:11.50)	0:12.09 [10] (0:12.09)						
Average Speed [km/h]	47.9	67.7	65.2	61.0	59.8	62.4	59.5						
Top Speed [km/h]	66.5	68.4	67.6	62.3	61.4	63.5	61.6						
Avg. Dist. to Rail [m]	1.8	0.7	1.5	1.7	0.8	0.8	1.5						
Avg. Stride Freq. [Hz]	2.1	2.2	2.2	2.1	2.1	2.2	2.2						
Avg. Stride Length [m]	6.2	8.5	8.3	8.0	7.8	8.0	7.5						





Horse/Jockey Name	Prominent Lad
Final Rank	6
Fastest Section Time (Section)	0:10.57 (1200m)
Top Speed [km/h] (Section)	68.9 (1200m)
Race State	Finished

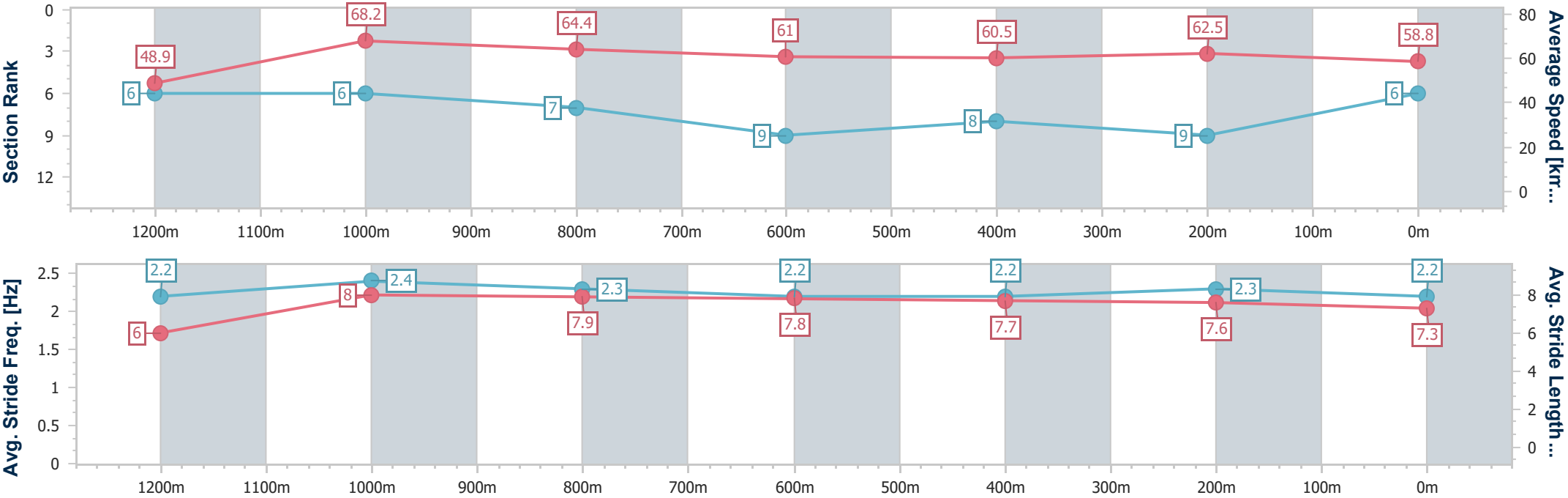


DoombenProfessional
Race 4: XXXX GOLD QTIS Three-Year-Old BENCHMARK 68
Handicap - 1350m
11 June 2025 - 14:19
Track Rating: Good 4, Weather: Fine, Rail Position: +9m Entire



BRISBANE
RACING CLUB

Section	Overall	1200m	1000m	800m	600m	400m	200m						
Section Times	1:20.26 [6] (0:11.02)	1:09.24 [6] (0:10.57)	0:58.67 [6] (0:11.20)	0:47.47 [7] (0:11.83)	0:35.64 [9] (0:11.90)	0:23.74 [8] (0:11.50)	0:12.24 [9] (0:12.24)						
Average Speed [km/h]	48.9	68.2	64.4	61.0	60.5	62.5	58.8						
Top Speed [km/h]	66.4	68.9	67.5	62.7	61.5	63.6	62.8						
Avg. Dist. to Rail [m]	3.6	1.8	1.4	0.5	0.3	1.4	3.9						
Avg. Stride Freq. [Hz]	2.2	2.4	2.3	2.2	2.2	2.3	2.2						
Avg. Stride Length [m]	6.0	8.0	7.9	7.8	7.7	7.6	7.3						





Horse/Jockey Name	Maragical
Final Rank	7
Fastest Section Time (Section)	0:10.45 (1200m)
Top Speed [km/h] (Section)	69.6 (1200m)
Race State	Finished

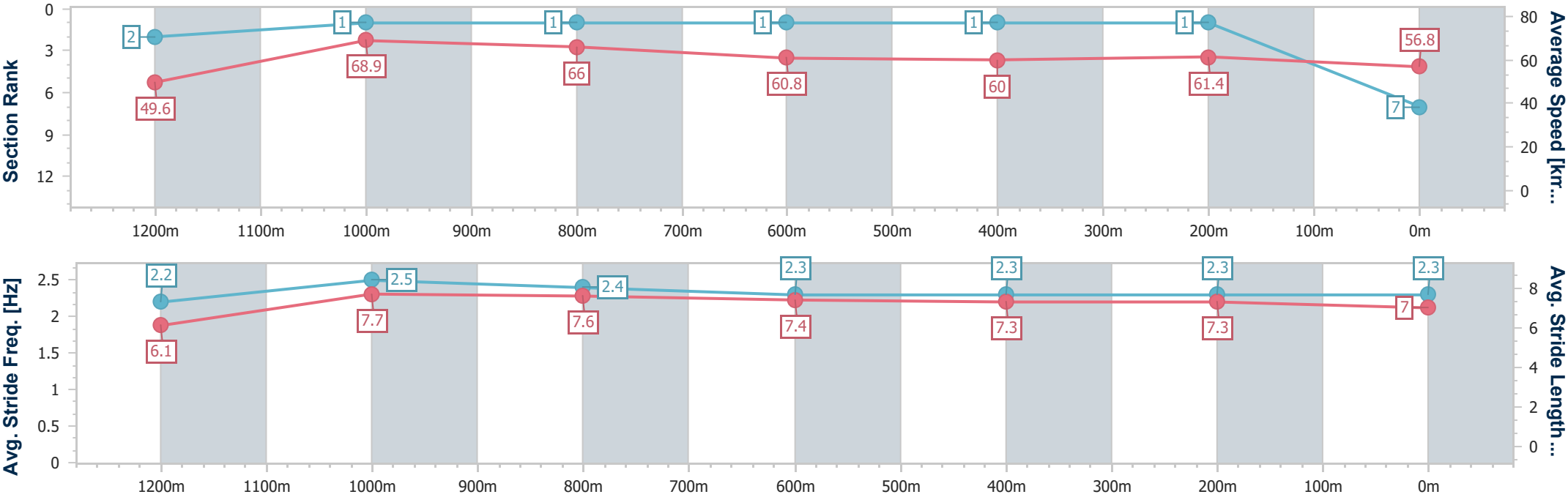


DoombenProfessional
Race 4: XXXX GOLD QTIS Three-Year-Old BENCHMARK 68
Handicap - 1350m
11 June 2025 - 14:19
Track Rating: Good 4, Weather: Fine, Rail Position: +9m Entire



BRISBANE
RACING CLUB

Section	Overall	1200m	1000m	800m	600m	400m	200m						
Section Times	1:20.33 [7] (0:10.89)	1:09.44 [2] (0:10.45)	0:58.99 [1] (0:10.90)	0:48.09 [1] (0:11.81)	0:36.28 [1] (0:11.93)	0:24.35 [1] (0:11.69)	0:12.66 [1] (0:12.66)						
Average Speed [km/h]	49.6	68.9	66.0	60.8	60.0	61.4	56.8						
Top Speed [km/h]	67.3	69.6	69.2	62.7	60.6	62.3	60.1						
Avg. Dist. to Rail [m]	3.2	1.6	0.2	0.4	1.1	1.6	2.1						
Avg. Stride Freq. [Hz]	2.2	2.5	2.4	2.3	2.3	2.3	2.3						
Avg. Stride Length [m]	6.1	7.7	7.6	7.4	7.3	7.3	7.0						





Horse/Jockey Name	Dark Gleam
Final Rank	8
Fastest Section Time (Section)	0:10.60 (1200m)
Top Speed [km/h] (Section)	68.5 (1200m)
Race State	Finished

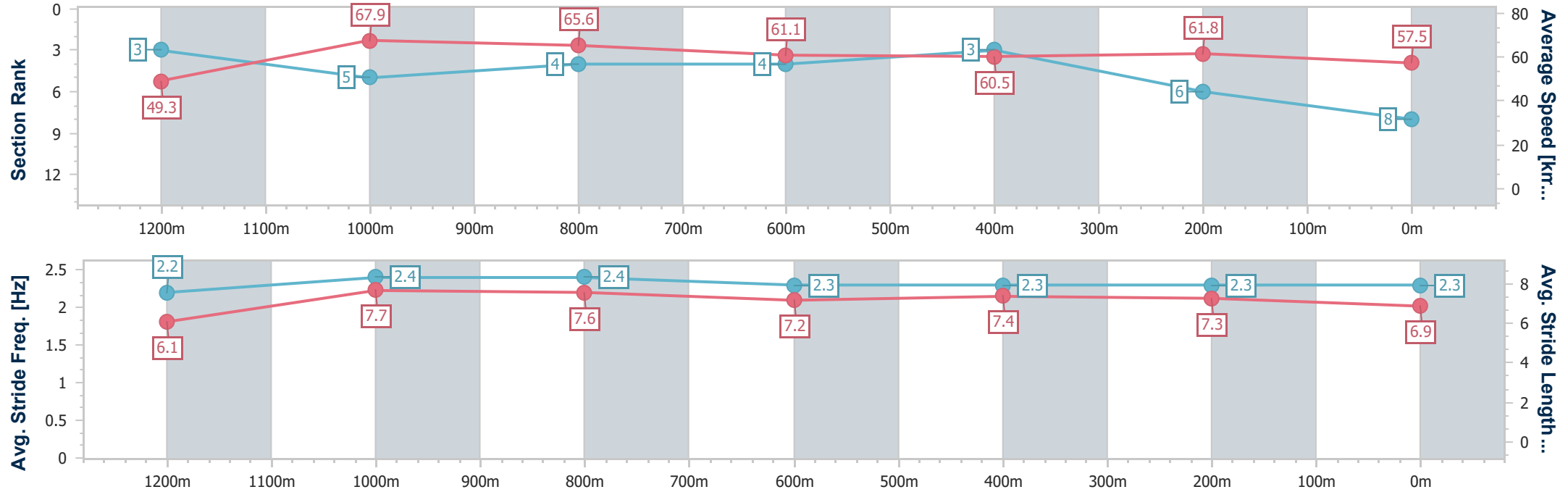


DoombenProfessional
Race 4: XXXX GOLD QTIS Three-Year-Old BENCHMARK 68
Handicap - 1350m
11 June 2025 - 14:19
Track Rating: Good 4, Weather: Fine, Rail Position: +9m Entire



BRISBANE
RACING CLUB

Section	Overall	1200m	1000m	800m	600m	400m	200m						
Section Times	1:20.35 [8] (0:10.94)	1:09.41 [3] (0:10.60)	0:58.81 [5] (0:11.00)	0:47.81 [4] (0:11.81)	0:36.00 [4] (0:11.88)	0:24.12 [3] (0:11.61)	0:12.51 [6] (0:12.51)						
Average Speed [km/h]	49.3	67.9	65.6	61.1	60.5	61.8	57.5						
Top Speed [km/h]	65.9	68.5	67.8	63.0	61.1	62.5	60.5						
Avg. Dist. to Rail [m]	2.1	0.9	0.8	0.6	0.6	1.0	1.5						
Avg. Stride Freq. [Hz]	2.2	2.4	2.4	2.3	2.3	2.3	2.3						
Avg. Stride Length [m]	6.1	7.7	7.6	7.2	7.4	7.3	6.9						





Horse/Jockey Name	Caishen
Final Rank	9
Fastest Section Time (Section)	0:10.43 (1200m)
Top Speed [km/h] (Section)	70.5 (1200m)
Race State	Finished

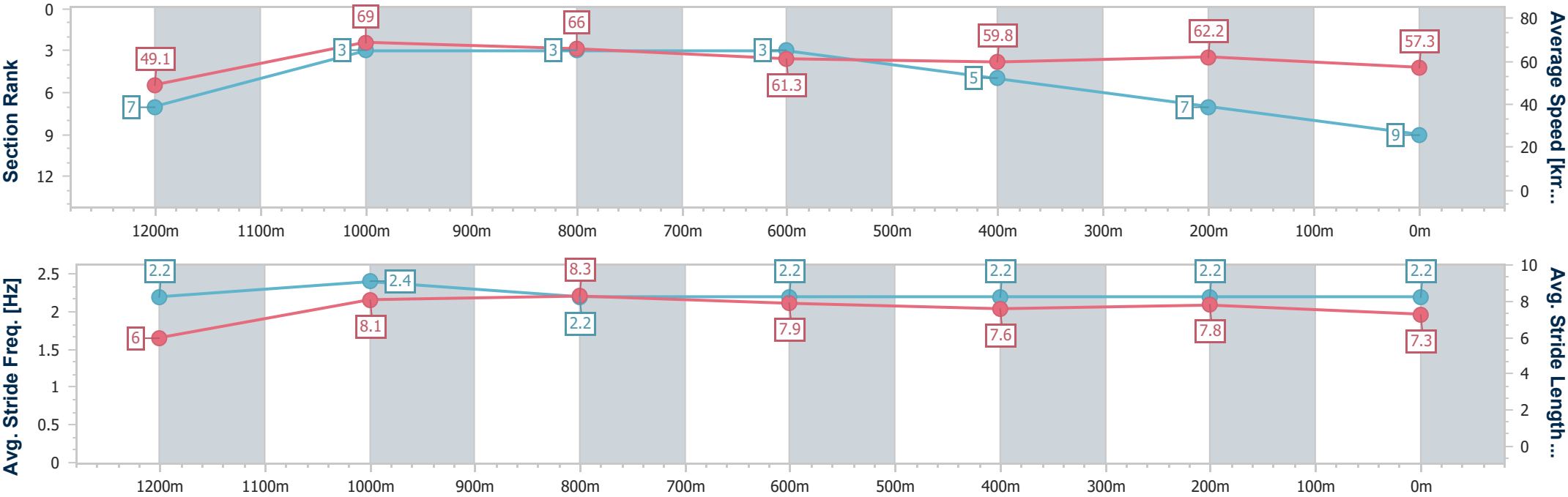


DoombenProfessional
Race 4: XXXX GOLD QTIS Three-Year-Old BENCHMARK 68
Handicap - 1350m
11 June 2025 - 14:19
Track Rating: Good 4, Weather: Fine, Rail Position: +9m Entire



BRISBANE
RACING CLUB

Section	Overall	1200m	1000m	800m	600m	400m	200m						
Section Times	1:20.39 [9] (0:11.02)	1:09.37 [7] (0:10.43)	0:58.94 [3] (0:10.98)	0:47.96 [3] (0:11.87)	0:36.09 [3] (0:12.00)	0:24.09 [5] (0:11.54)	0:12.55 [7] (0:12.55)						
Average Speed [km/h]	49.1	69.0	66.0	61.3	59.8	62.2	57.3						
Top Speed [km/h]	67.9	70.5	69.2	63.1	61.0	63.2	61.2						
Avg. Dist. to Rail [m]	5.5	5.0	3.1	1.7	0.7	0.7	0.6						
Avg. Stride Freq. [Hz]	2.2	2.4	2.2	2.2	2.2	2.2	2.2						
Avg. Stride Length [m]	6.0	8.1	8.3	7.9	7.6	7.8	7.3						





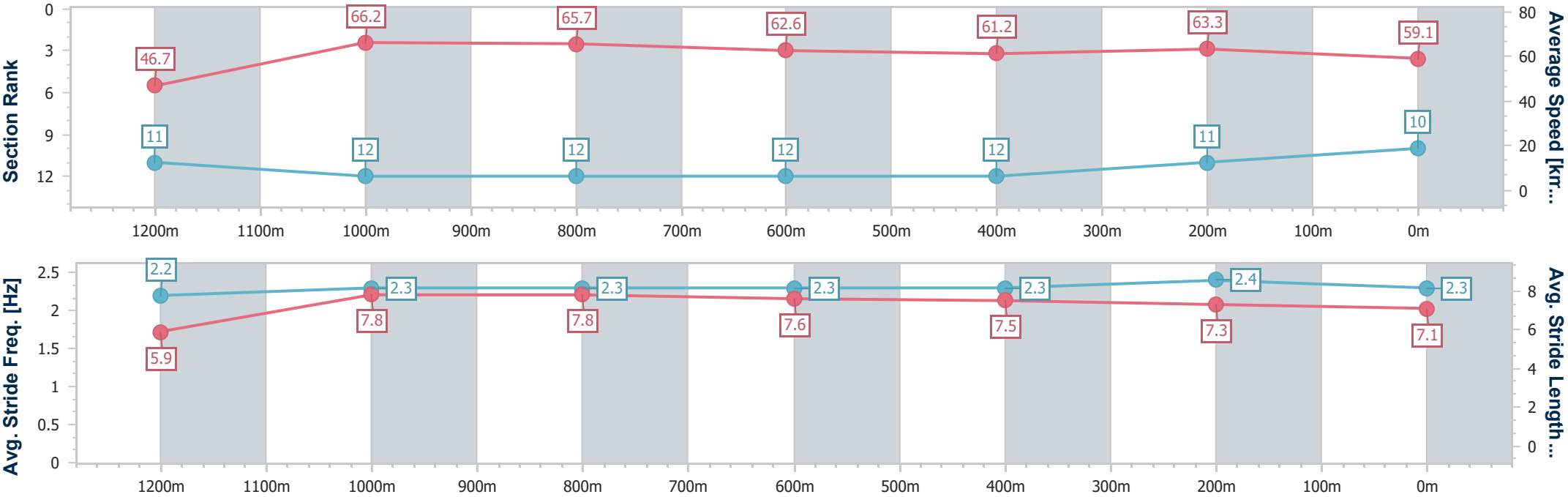
Horse/Jockey Name	Data Scramble
Final Rank	10
Fastest Section Time (Section)	0:10.92 (1200m)
Top Speed [km/h] (Section)	67.6 (1200m)
Race State	Finished



DoombenProfessional
Race 4: XXXX GOLD QTIS Three-Year-Old BENCHMARK 68
Handicap - 1350m
11 June 2025 - 14:19
Track Rating: Good 4, Weather: Fine, Rail Position: +9m Entire



Section	Overall	1200m	1000m	800m	600m	400m	200m						
Section Times	1:20.43 [10] (0:11.55)	1:08.88 [11] (0:10.92)	0:57.96 [12] (0:11.03)	0:46.93 [12] (0:11.56)	0:35.37 [12] (0:11.80)	0:23.57 [12] (0:11.41)	0:12.16 [11]						
Average Speed [km/h]	46.7	66.2	65.7	62.6	61.2	63.3	59.1						
Top Speed [km/h]	63.5	67.6	67.4	65.2	62.4	64.8	63.0						
Avg. Dist. to Rail [m]	8.4	2.1	2.0	1.2	0.6	3.7	6.0						
Avg. Stride Freq. [Hz]	2.2	2.3	2.3	2.3	2.3	2.4	2.3						
Avg. Stride Length [m]	5.9	7.8	7.8	7.6	7.5	7.3	7.1						





Horse/Jockey Name	Mayne
Final Rank	11
Fastest Section Time (Section)	0:10.41 (1200m)
Top Speed [km/h] (Section)	70.2 (1200m)
Race State	Finished

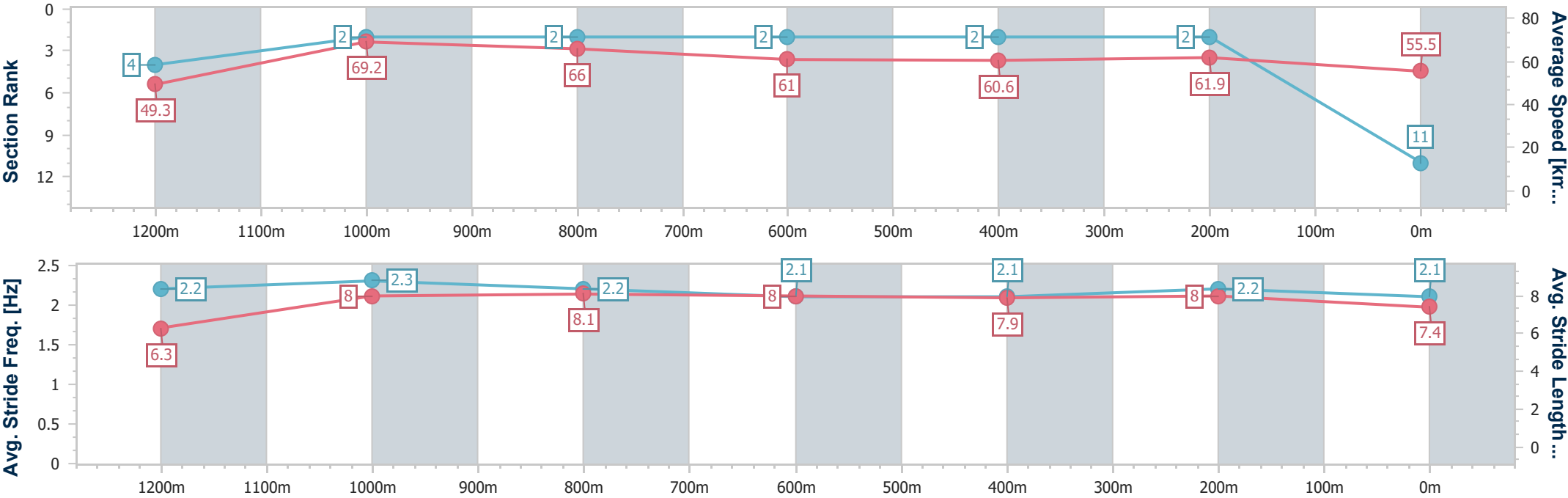


DoombenProfessional
Race 4: XXXX GOLD QTIS Three-Year-Old BENCHMARK 68
Handicap - 1350m
11 June 2025 - 14:19
Track Rating: Good 4, Weather: Fine, Rail Position: +9m Entire



BRISBANE
RACING CLUB

Section	Overall	1200m	1000m	800m	600m	400m	200m						
Section Times	1:20.72 [11] (0:10.95)	1:09.77 [4] (0:10.41)	0:59.36 [2] (0:10.96)	0:48.40 [2] (0:11.88)	0:36.52 [2] (0:11.91)	0:24.61 [2] (0:11.61)	0:13.00 [2] (0:13.00)						
Average Speed [km/h]	49.3	69.2	66.0	61.0	60.6	61.9	55.5						
Top Speed [km/h]	67.3	70.2	69.2	63.5	61.8	62.9	60.2						
Avg. Dist. to Rail [m]	7.7	5.5	2.8	1.4	0.5	0.5	1.0						
Avg. Stride Freq. [Hz]	2.2	2.3	2.2	2.1	2.1	2.2	2.1						
Avg. Stride Length [m]	6.3	8.0	8.1	8.0	7.9	8.0	7.4						





Horse/Jockey Name	Laridae
Final Rank	12
Fastest Section Time (Section)	0:10.74 (1200m)
Top Speed [km/h] (Section)	68.1 (1200m)
Race State	Finished

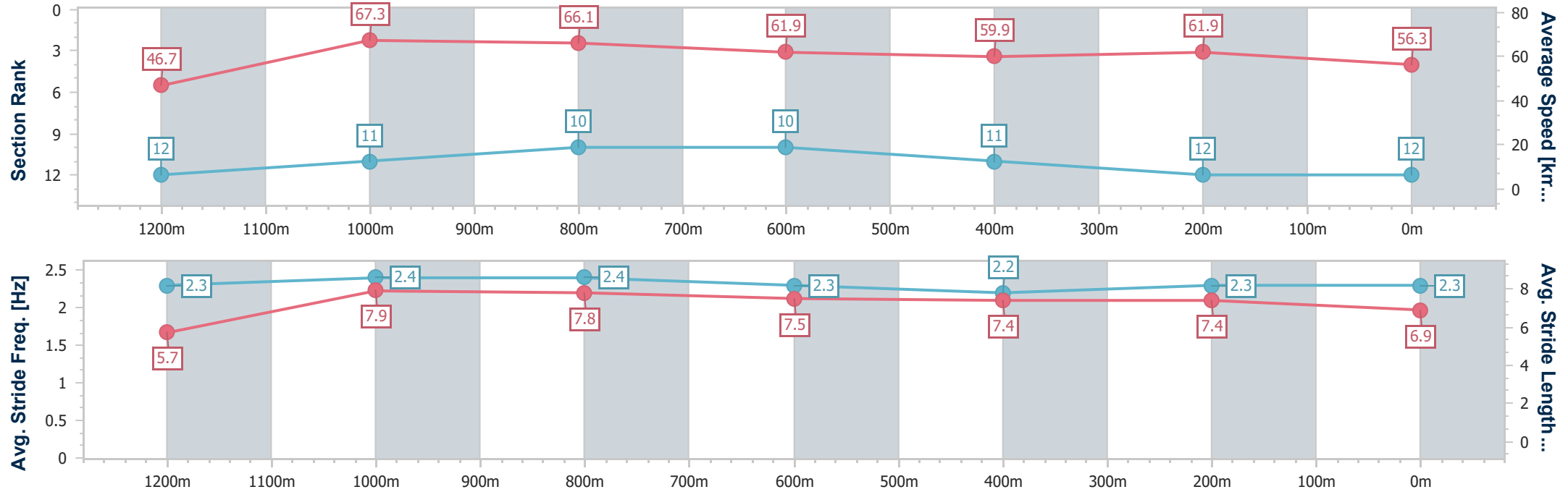


DoombenProfessional
Race 4: XXXX GOLD QTIS Three-Year-Old BENCHMARK 68
Handicap - 1350m
11 June 2025 - 14:19
Track Rating: Good 4, Weather: Fine, Rail Position: +9m Entire



BRISBANE
RACING CLUB

Section	Overall	1200m	1000m	800m	600m	400m	200m						
Section Times	1:21.15 [12] (0:11.56)	1:09.59 [12] (0:10.74)	0:58.85 [11] (0:10.93)	0:47.92 [10] (0:11.60)	0:36.32 [10] (0:12.00)	0:24.32 [11] (0:11.57)	0:12.75 [12] (0:12.75)						
Average Speed [km/h]	46.7	67.3	66.1	61.9	59.9	61.9	56.3						
Top Speed [km/h]	66.9	68.1	67.4	64.7	61.3	63.7	60.7						
Avg. Dist. to Rail [m]	5.5	1.4	1.5	0.4	0.5	1.4	2.3						
Avg. Stride Freq. [Hz]	2.3	2.4	2.4	2.3	2.2	2.3	2.3						
Avg. Stride Length [m]	5.7	7.9	7.8	7.5	7.4	7.4	6.9						





DoombenProfessional

Race 5: MULLINS LAWYERS BENCHMARK 68 Handicap - 2060m

11 June 2025 - 14:54



BRISBANE
RACING CLUB

Track Rating: Good 4, Weather: Fine, Rail Position: +9m Entire

Section						Overall	1800m	1600m	1400m	1200m	1000m	800m	Last 600m		
Field Times						2:09.51 (0:18.16)	1:51.35 (0:12.07)	1:39.28 (0:12.86)	1:26.42 (0:12.57)	1:13.85 (0:12.74)	1:01.11 (0:12.78)	0:48.33 (0:12.39)	0:35.94		
Rank	TAB	Horse/Jockey	Barrier	Top Speed [km/h]	Fastest Section										Distance Travelled [m]
1	9	TAREX	5	62.3	0:11.67	2:09.51 [1]	1:51.35 [1]	1:39.16 [2]	1:26.42 [1]	1:13.85 [1]	1:01.11 [1]	0:48.33 [1]	0:35.94		
		Bailey Wheeler		Overall	400m	(0:18.16)	(0:12.19)	(0:12.74)	(0:12.57)	(0:12.74)	(0:12.78)	(0:12.39)			
2	6	BITOFTHEBLARNEY	8	63.5	0:11.55	2:09.65 [2]	1:51.21 [6]	1:38.93 [8]	1:26.28 [4]	1:13.70 [2]	1:01.14 [2]	0:48.27 [2]	0:35.86	+19	
		Kyle Wilson-Taylor		400m	400m	(0:18.44)	(0:12.28)	(0:12.65)	(0:12.58)	(0:12.56)	(0:12.87)	(0:12.41)			
3	10	FIRE AND LIGHT	1	64.9	0:11.30	2:09.66 [3]	1:51.24 [5]	1:39.15 [5]	1:26.19 [6]	1:13.14 [6]	1:00.47 [7]	0:47.43 [7]	0:35.18	+9	
		Cejay Graham		400m	400m	(0:18.42)	(0:12.09)	(0:12.96)	(0:13.05)	(0:12.67)	(0:13.04)	(0:12.25)			
4	12	METCALFE	7	63.6	0:11.58	2:09.76 [4]	1:51.59 [3]	1:39.41 [2]	1:26.51 [2]	1:13.67 [3]	1:01.01 [3]	0:48.21 [3]	0:35.82	+11	
		Emily Lang		400m	400m	(0:18.17)	(0:12.18)	(0:12.90)	(0:12.84)	(0:12.66)	(0:12.80)	(0:12.39)			
5	4	JEALOUS	10	63.8	0:11.50	2:09.92 [5]	1:51.07 [10]	1:38.87 [10]	1:25.91 [10]	1:12.78 [10]	1:00.13 [10]	0:47.12 [10]	0:35.11	+15	
		Craig Williams		600m	400m	(0:18.85)	(0:12.20)	(0:12.96)	(0:13.13)	(0:12.65)	(0:13.01)	(0:12.01)			
6	1	SIZZLING GAL	3	63.7	0:11.53	2:10.01 [6]	1:51.53 [7]	1:39.33 [7]	1:26.38 [7]	1:13.42 [7]	1:00.86 [6]	0:47.94 [6]	0:35.70	+22	
		Tahlia Fenlon		400m	400m	(0:18.48)	(0:12.20)	(0:12.95)	(0:12.96)	(0:12.56)	(0:12.92)	(0:12.24)			
7	7	KIND WISH	6	62.7	0:11.71	2:10.31 [7]	1:52.14 [2]	1:40.08 [1]	1:26.98 [3]	1:14.13 [4]	1:01.47 [4]	0:48.56 [4]	0:36.31	+0	
		Michael Rodd		600m	400m	(0:18.17)	(0:12.06)	(0:13.10)	(0:12.85)	(0:12.66)	(0:12.91)	(0:12.25)			
8	13	MINGARDOS	4	63.4	0:11.74	2:10.37 [8]	1:51.69 [9]	1:39.69 [6]	1:26.65 [8]	1:13.68 [8]	1:00.99 [8]	0:48.04 [8]	0:35.97	+11	
		Mark Du Plessis		600m	600m	(0:18.68)	(0:12.00)	(0:13.04)	(0:12.97)	(0:12.69)	(0:12.95)	(0:12.07)			
9	15	JUDGE JACK	2	61.1	0:11.94	2:10.46 [9]	1:52.21 [4]	1:40.01 [4]	1:27.05 [5]	1:14.10 [5]	1:01.54 [5]	0:48.64 [5]	0:36.36	+11	
		Robbie Dolan		600m	600m	(0:18.25)	(0:12.20)	(0:12.96)	(0:12.95)	(0:12.56)	(0:12.90)	(0:12.28)			
10	2	FIRST INNINGS	12	63.9	0:11.53	2:10.52 [10]	1:51.45 [12]	1:39.21 [11]	1:26.40 [11]	1:13.19 [11]	1:00.55 [11]	0:47.61 [11]	0:35.45	+17	
		Damien Thornton		400m	400m	(0:19.07)	(0:12.24)	(0:12.81)	(0:13.21)	(0:12.64)	(0:12.94)	(0:12.16)			

Scratched: Friend In Need (#8), Force Me (#16), Feathertop (#3), Magadan (#14), Liberty Park (#17)



DoombenProfessional

Race 5: MULLINS LAWYERS BENCHMARK 68 Handicap - 2060m

11 June 2025 - 14:54



BRISBANE
RACING CLUB

Track Rating: Good 4, Weather: Fine, Rail Position: +9m Entire

Section						Overall	1800m	1600m	1400m	1200m	1000m	800m	Last 600m		
Field Times						2:09.51 (0:18.16)	1:51.35 (0:12.07)	1:39.28 (0:12.86)	1:26.42 (0:12.57)	1:13.85 (0:12.74)	1:01.11 (0:12.78)	0:48.33 (0:12.39)	0:35.94		
Rank	TAB	Horse/Jockey	Barrier	Top Speed [km/h]	Fastest Section										Distance Travelled [m]
11	5	CANADIAN EXPRESS	9	64.0	0:11.61	2:10.57 [11]	1:52.04 [8]	1:39.74 [9]	1:26.76 [9]	1:13.66 [9]	1:01.04 [9]	0:48.02 [9]	0:36.01	+20	
		Luke Dempsey		400m	600m	(0:18.53)	(0:12.30)	(0:12.98)	(0:13.10)	(0:12.62)	(0:13.02)	(0:12.01)			
12	11	HELL FOLLOWS	11	63.6	0:11.62	2:10.73 [12]	1:51.68 [11]	1:39.42 [12]	1:26.28 [12]	1:13.20 [12]	1:00.66 [12]	0:47.74 [12]	0:35.68	+11	
		Ron Stewart		600m	600m	(0:19.05)	(0:12.26)	(0:13.14)	(0:13.08)	(0:12.54)	(0:12.92)	(0:12.06)			

Scratched: Friend In Need (#8), Force Me (#16), Feathertop (#3), Magadan (#14), Liberty Park (#17)



DoombenProfessional

Race 5: MULLINS LAWYERS BENCHMARK 68 Handicap - 2060m

11 June 2025 - 14:54



BRISBANE
RACING CLUB

Track Rating: Good 4, Weather: Fine, Rail Position: +9m Entire

Section		Field Times			600m	400m	200m	Last 600m		
					0:35.94 (0:11.79)	0:24.15 (0:11.67)	0:12.48 (0:12.48)	0:35.94		
Rank	TAB	Horse/Jockey	Barrier	Top Speed [km/h]	Fastest Section	Margin			Distance Travelled [m]	
1	9	TAREX	5	62.3	0:11.67	0:35.94 [1]	0:24.15 [1]	0:12.48 [1]	2:09.51	0:35.94
		Bailey Wheeler		Overall	400m	(0:11.79)	(0:11.67)	(0:12.48)		
2	6	BITOFTHEBLARNEY	8	63.5	0:11.55	0:35.86 [2]	0:24.00 [2]	0:12.45 [2]	0.79L	0:35.86 +19
		Kyle Wilson-Taylor		400m	400m	(0:11.86)	(0:11.55)	(0:12.45)		
3	10	FIRE AND LIGHT	1	64.9	0:11.30	0:35.18 [8]	0:23.44 [9]	0:12.14 [5]	0.85L	0:35.18 +9
		Cejay Graham		400m	400m	(0:11.74)	(0:11.30)	(0:12.14)		
4	12	METCALFE	7	63.6	0:11.58	0:35.82 [3]	0:24.05 [3]	0:12.47 [3]	1.45L	0:35.82 +11
		Emily Lang		400m	400m	(0:11.77)	(0:11.58)	(0:12.47)		
5	4	JEALOUS	10	63.8	0:11.50	0:35.11 [10]	0:23.55 [10]	0:12.05 [8]	2.38L	0:35.11 +15
		Craig Williams		600m	400m	(0:11.56)	(0:11.50)	(0:12.05)		
6	1	SIZZLING GAL	3	63.7	0:11.53	0:35.70 [6]	0:23.96 [6]	0:12.43 [6]	2.94L	0:35.70 +22
		Tahlia Fenlon		400m	400m	(0:11.74)	(0:11.53)	(0:12.43)		
7	7	KIND WISH	6	62.7	0:11.71	0:36.31 [4]	0:24.54 [4]	0:12.83 [4]	4.69L	0:36.31 +0
		Michael Rodd		600m	400m	(0:11.77)	(0:11.71)	(0:12.83)		
8	13	MINGARDOS	4	63.4	0:11.74	0:35.97 [7]	0:24.23 [7]	0:12.44 [9]	5.07L	0:35.97 +11
		Mark Du Plessis		600m	600m	(0:11.74)	(0:11.79)	(0:12.44)		
9	15	JUDGE JACK	2	61.1	0:11.94	0:36.36 [5]	0:24.42 [5]	0:12.42 [10]	5.57L	0:36.36 +11
		Robbie Dolan		600m	600m	(0:11.94)	(0:12.00)	(0:12.42)		
10	2	FIRST INNINGS	12	63.9	0:11.53	0:35.45 [12]	0:23.86 [11]	0:12.33 [11]	5.94L	0:35.45 +17
		Damien Thornton		400m	400m	(0:11.59)	(0:11.53)	(0:12.33)		

Scratched: Friend In Need (#8), Force Me (#16), Feathertop (#3), Magadan (#14), Liberty Park (#17)



DoombenProfessional

Race 5: MULLINS LAWYERS BENCHMARK 68 Handicap - 2060m

11 June 2025 - 14:54



BRISBANE
RACING CLUB

Track Rating: Good 4, Weather: Fine, Rail Position: +9m Entire

Section						600m	400m	200m	Last 600m		
Field Times						0:35.94 (0:11.79)	0:24.15 (0:11.67)	0:12.48 (0:12.48)	0:35.94		
Rank	TAB	Horse/Jockey	Barrier	Top Speed [km/h]	Fastest Section	Margin				Distance Travelled [m]	
11	5	CANADIAN EXPRESS	9	64.0	0:11.61	0:36.01 [9]	0:24.40 [8]	0:12.73 [7]	6.23L	0:36.01	+20
		Luke Dempsey		400m	600m	(0:11.61)	(0:11.67)	(0:12.73)			
12	11	HELL FOLLOWS	11	63.6	0:11.62	0:35.68 [11]	0:24.06 [12]	0:12.44 [12]	7.19L	0:35.68	+11
		Ron Stewart		600m	600m	(0:11.62)	(0:11.62)	(0:12.44)			

Scratched: Friend In Need (#8), Force Me (#16), Feathertop (#3), Magadan (#14), Liberty Park (#17)



Horse/Jockey Name	Tarex
Final Rank	1
Fastest Section Time (Section)	0:11.67 (400m)
Top Speed [km/h] (Section)	62.3 (Overall)
Race State	Finished

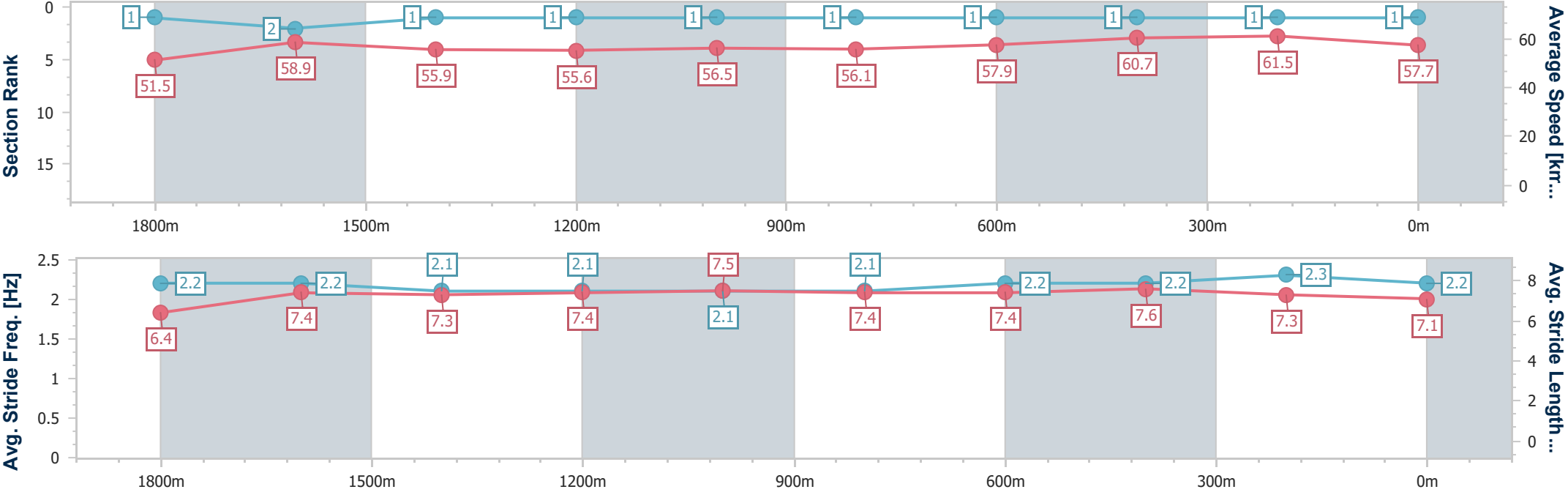


DoombenProfessional
Race 5: MULLINS LAWYERS BENCHMARK 68 Handicap -
2060m
11 June 2025 - 14:54
Track Rating: Good 4, Weather: Fine, Rail Position: +9m Entire



BRISBANE
RACING CLUB

Section	Overall	1800m	1600m	1400m	1200m	1000m	800m	600m	400m	200m			
Section Times	2:09.51 [1] (0:18.16)	1:51.35 [1] (0:12.19)	1:39.16 [2] (0:12.74)	1:26.42 [1] (0:12.57)	1:13.85 [1] (0:12.74)	1:01.11 [1] (0:12.78)	0:48.33 [1] (0:12.39)	0:35.94 [1] (0:11.79)	0:24.15 [1] (0:11.67)	0:12.48 [1] (0:12.48)			
Average Speed [km/h]	51.5	58.9	55.9	55.6	56.5	56.1	57.9	60.7	61.5	57.7			
Top Speed [km/h]	62.3	61.4	57.3	56.1	57.0	57.1	59.8	61.3	62.3	61.2			
Avg. Dist. to Rail [m]	3.1	0.9	3.0	4.6	3.2	1.9	0.9	1.2	2.2	3.6			
Avg. Stride Freq. [Hz]	2.2	2.2	2.1	2.1	2.1	2.1	2.2	2.2	2.3	2.2			
Avg. Stride Length [m]	6.4	7.4	7.3	7.4	7.5	7.4	7.4	7.6	7.3	7.1			





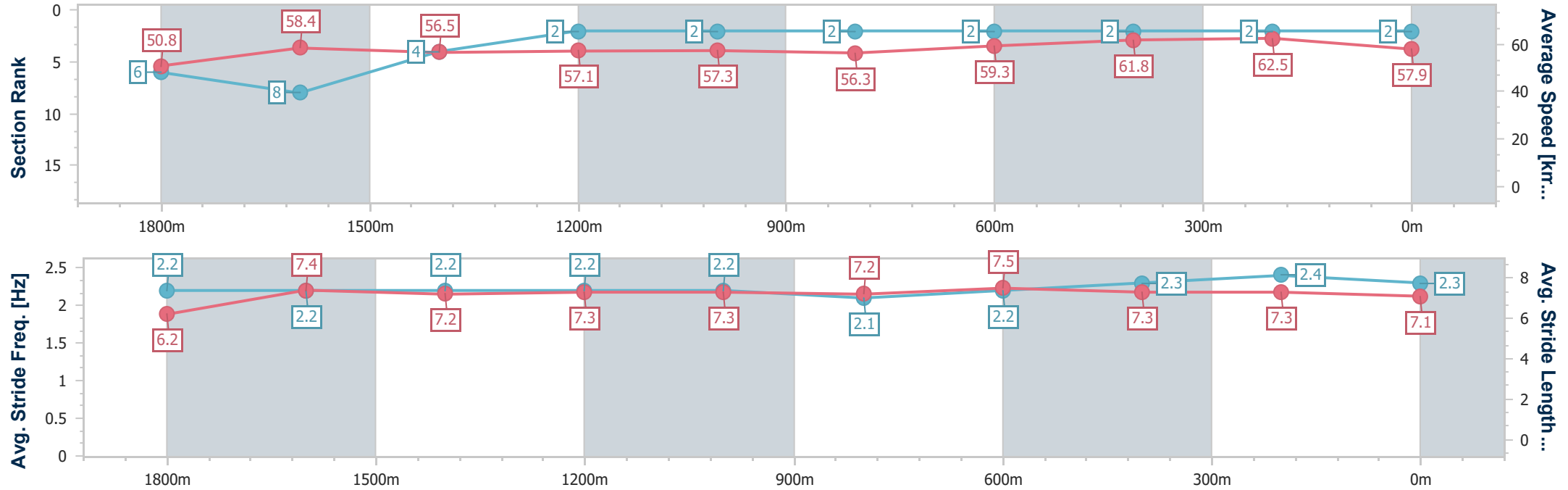
Horse/Jockey Name	Bitoftheblarney
Final Rank	2
Fastest Section Time (Section)	0:11.55 (400m)
Top Speed [km/h] (Section)	63.5 (400m)
Race State	Finished



DoombenProfessional
Race 5: MULLINS LAWYERS BENCHMARK 68 Handicap - 2060m
11 June 2025 - 14:54
Track Rating: Good 4, Weather: Fine, Rail Position: +9m Entire



Section	Overall	1800m	1600m	1400m	1200m	1000m	800m	600m	400m	200m			
Section Times	2:09.65 [2] (0:18.44)	1:51.21 [6] (0:12.28)	1:38.93 [8] (0:12.65)	1:26.28 [4] (0:12.58)	1:13.70 [2] (0:12.56)	1:01.14 [2] (0:12.87)	0:48.27 [2] (0:12.41)	0:35.86 [2] (0:11.86)	0:24.00 [2] (0:11.55)	0:12.45 [2] (0:12.45)			
Average Speed [km/h]	50.8	58.4	56.5	57.1	57.3	56.3	59.3	61.8	62.5	57.9			
Top Speed [km/h]	61.4	59.7	59.0	58.7	58.7	58.1	60.8	62.7	63.5	61.5			
Avg. Dist. to Rail [m]	4.3	0.9	1.4	0.8	1.2	2.0	3.9	3.5	4.2	6.8			
Avg. Stride Freq. [Hz]	2.2	2.2	2.2	2.2	2.2	2.1	2.2	2.3	2.4	2.3			
Avg. Stride Length [m]	6.2	7.4	7.2	7.3	7.3	7.2	7.5	7.3	7.3	7.1			





Horse/Jockey Name	Fire And Light
Final Rank	3
Fastest Section Time (Section)	0:11.30 (400m)
Top Speed [km/h] (Section)	64.9 (400m)
Race State	Finished

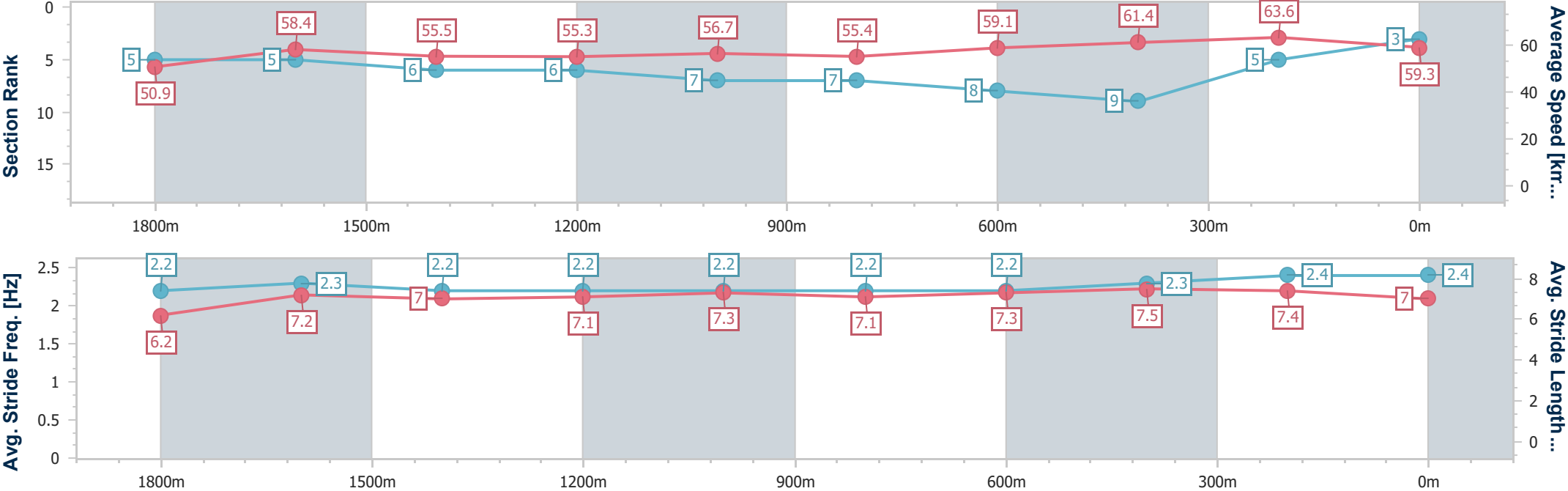


DoombenProfessional
Race 5: MULLINS LAWYERS BENCHMARK 68 Handicap - 2060m
11 June 2025 - 14:54
Track Rating: Good 4, Weather: Fine, Rail Position: +9m Entire



BRISBANE
RACING CLUB

Section	Overall	1800m	1600m	1400m	1200m	1000m	800m	600m	400m	200m			
Section Times	2:09.66 [3] (0:18.42)	1:51.24 [5] (0:12.09)	1:39.15 [5] (0:12.96)	1:26.19 [6] (0:13.05)	1:13.14 [6] (0:12.67)	1:00.47 [7] (0:13.04)	0:47.43 [7] (0:12.25)	0:35.18 [8] (0:11.74)	0:23.44 [9] (0:11.30)	0:12.14 [5] (0:12.14)			
Average Speed [km/h]	50.9	58.4	55.5	55.3	56.7	55.4	59.1	61.4	63.6	59.3			
Top Speed [km/h]	61.0	60.9	57.3	57.2	58.2	57.1	61.0	63.1	64.9	64.0			
Avg. Dist. to Rail [m]	1.9	2.5	1.1	0.7	1.2	0.9	1.0	0.5	1.7	4.5			
Avg. Stride Freq. [Hz]	2.2	2.3	2.2	2.2	2.2	2.2	2.2	2.3	2.4	2.4			
Avg. Stride Length [m]	6.2	7.2	7.0	7.1	7.3	7.1	7.3	7.5	7.4	7.0			





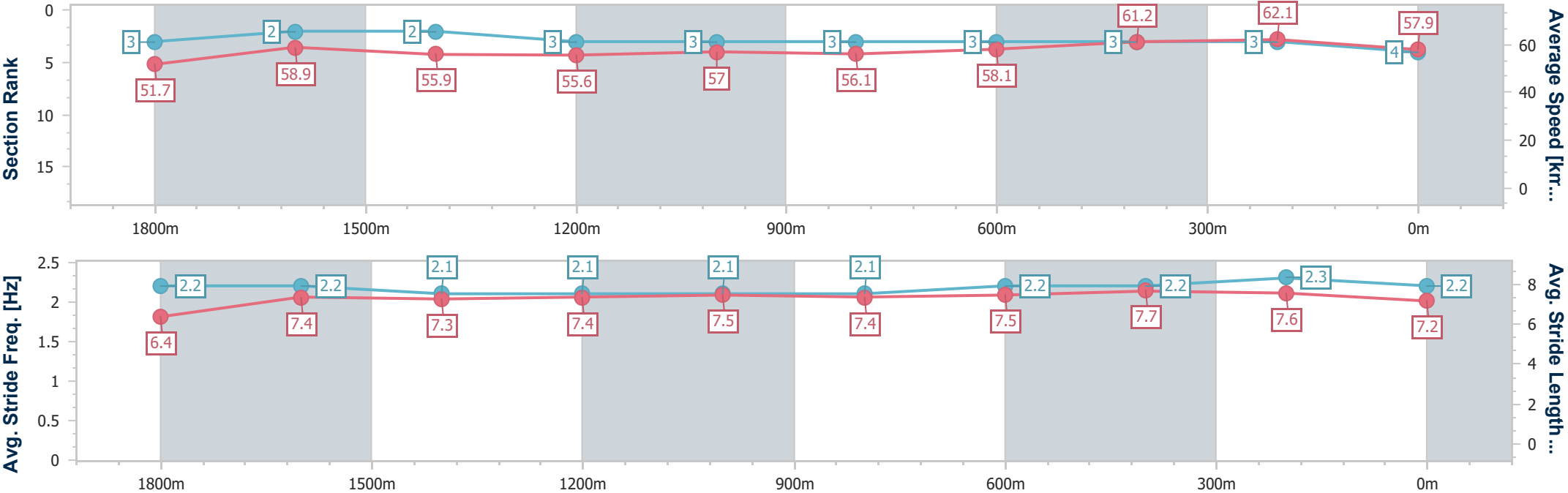
Horse/Jockey Name	Metcalfe
Final Rank	4
Fastest Section Time (Section)	0:11.58 (400m)
Top Speed [km/h] (Section)	63.6 (400m)
Race State	Finished



DoombenProfessional
Race 5: MULLINS LAWYERS BENCHMARK 68 Handicap - 2060m
11 June 2025 - 14:54
Track Rating: Good 4, Weather: Fine, Rail Position: +9m Entire



Section	Overall	1800m	1600m	1400m	1200m	1000m	800m	600m	400m	200m			
Section Times	2:09.76 [4] (0:18.17)	1:51.59 [3] (0:12.18)	1:39.41 [2] (0:12.90)	1:26.51 [2] (0:12.84)	1:13.67 [3] (0:12.66)	1:01.01 [3] (0:12.80)	0:48.21 [3] (0:12.39)	0:35.82 [3] (0:11.77)	0:24.05 [3] (0:11.58)	0:12.47 [3] (0:12.47)			
Average Speed [km/h]	51.7	58.9	55.9	55.6	57.0	56.1	58.1	61.2	62.1	57.9			
Top Speed [km/h]	61.0	60.8	57.8	57.5	57.9	57.7	60.4	63.0	63.6	60.6			
Avg. Dist. to Rail [m]	2.2	0.8	0.9	1.2	0.8	0.2	0.4	0.2	3.2	3.9			
Avg. Stride Freq. [Hz]	2.2	2.2	2.1	2.1	2.1	2.1	2.2	2.2	2.3	2.2			
Avg. Stride Length [m]	6.4	7.4	7.3	7.4	7.5	7.4	7.5	7.7	7.6	7.2			





Horse/Jockey Name	Jealous
Final Rank	5
Fastest Section Time (Section)	0:11.50 (400m)
Top Speed [km/h] (Section)	63.8 (600m)
Race State	Finished

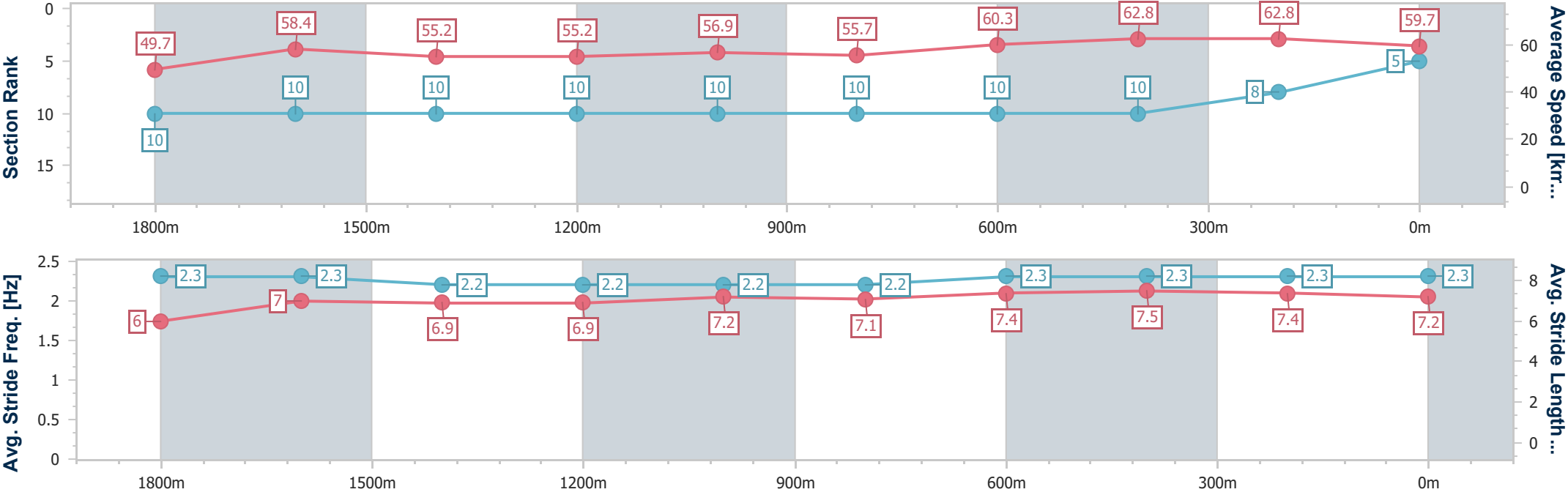


DoombenProfessional
Race 5: MULLINS LAWYERS BENCHMARK 68 Handicap - 2060m
11 June 2025 - 14:54
Track Rating: Good 4, Weather: Fine, Rail Position: +9m Entire



BRISBANE
RACING CLUB

Section	Overall	1800m	1600m	1400m	1200m	1000m	800m	600m	400m	200m			
Section Times	2:09.92 [5] (0:18.85)	1:51.07 [10] (0:12.20)	1:38.87 [10] (0:12.96)	1:25.91 [10] (0:13.13)	1:12.78 [10] (0:12.65)	1:00.13 [10] (0:13.01)	0:47.12 [10] (0:12.01)	0:35.11 [10] (0:11.56)	0:23.55 [10] (0:11.50)	0:12.05 [8] (0:12.05)			
Average Speed [km/h]	49.7	58.4	55.2	55.2	56.9	55.7	60.3	62.8	62.8	59.7			
Top Speed [km/h]	60.4	59.9	58.7	57.1	58.7	57.6	63.6	63.8	63.5	62.5			
Avg. Dist. to Rail [m]	3.7	1.4	1.1	1.0	2.2	1.9	1.7	1.2	3.7	6.2			
Avg. Stride Freq. [Hz]	2.3	2.3	2.2	2.2	2.2	2.2	2.3	2.3	2.3	2.3			
Avg. Stride Length [m]	6.0	7.0	6.9	6.9	7.2	7.1	7.4	7.5	7.4	7.2			





Horse/Jockey Name	Sizzling Gal
Final Rank	6
Fastest Section Time (Section)	0:11.53 (400m)
Top Speed [km/h] (Section)	63.7 (400m)
Race State	Finished

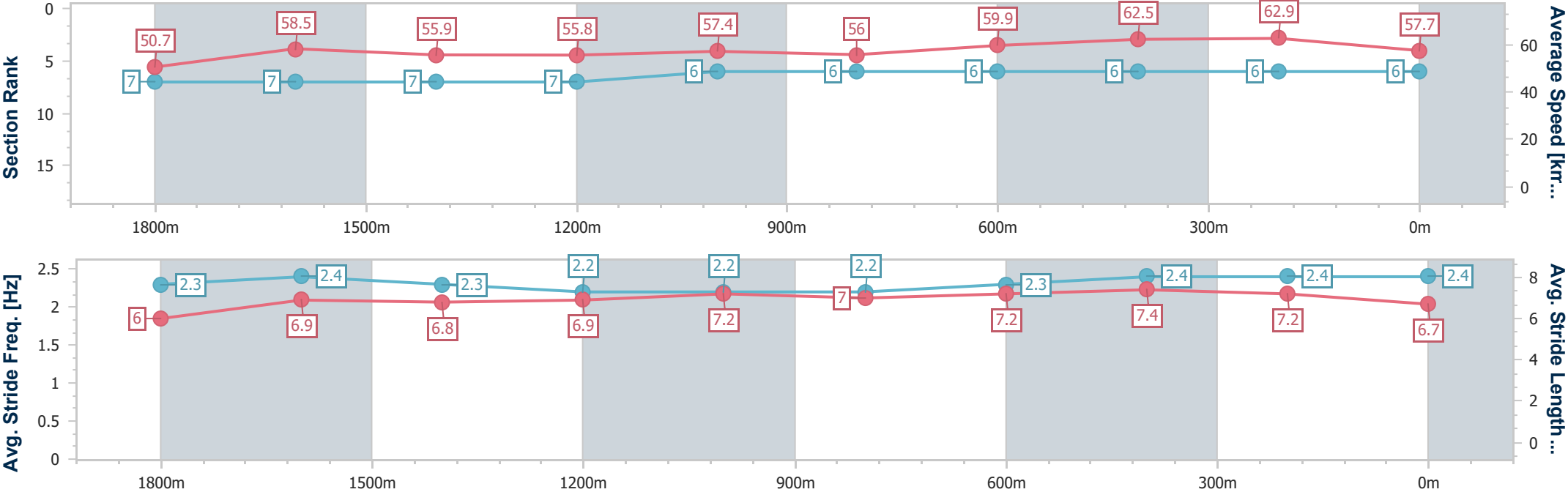


DoombenProfessional
Race 5: MULLINS LAWYERS BENCHMARK 68 Handicap - 2060m
11 June 2025 - 14:54
Track Rating: Good 4, Weather: Fine, Rail Position: +9m Entire



BRISBANE
RACING CLUB

Section	Overall	1800m	1600m	1400m	1200m	1000m	800m	600m	400m	200m			
Section Times	2:10.01 [6] (0:18.48)	1:51.53 [7] (0:12.20)	1:39.33 [7] (0:12.95)	1:26.38 [7] (0:12.96)	1:13.42 [7] (0:12.56)	1:00.86 [6] (0:12.92)	0:47.94 [6] (0:12.24)	0:35.70 [6] (0:11.74)	0:23.96 [6] (0:11.53)	0:12.43 [6] (0:12.43)			
Average Speed [km/h]	50.7	58.5	55.9	55.8	57.4	56.0	59.9	62.5	62.9	57.7			
Top Speed [km/h]	60.7	59.4	58.8	58.4	59.1	57.7	61.5	63.1	63.7	60.9			
Avg. Dist. to Rail [m]	1.8	1.7	1.4	1.1	1.4	1.5	3.8	3.5	4.7	7.3			
Avg. Stride Freq. [Hz]	2.3	2.4	2.3	2.2	2.2	2.2	2.3	2.4	2.4	2.4			
Avg. Stride Length [m]	6.0	6.9	6.8	6.9	7.2	7.0	7.2	7.4	7.2	6.7			





Horse/Jockey Name	Kind Wish
Final Rank	7
Fastest Section Time (Section)	0:11.71 (400m)
Top Speed [km/h] (Section)	62.7 (600m)
Race State	Finished

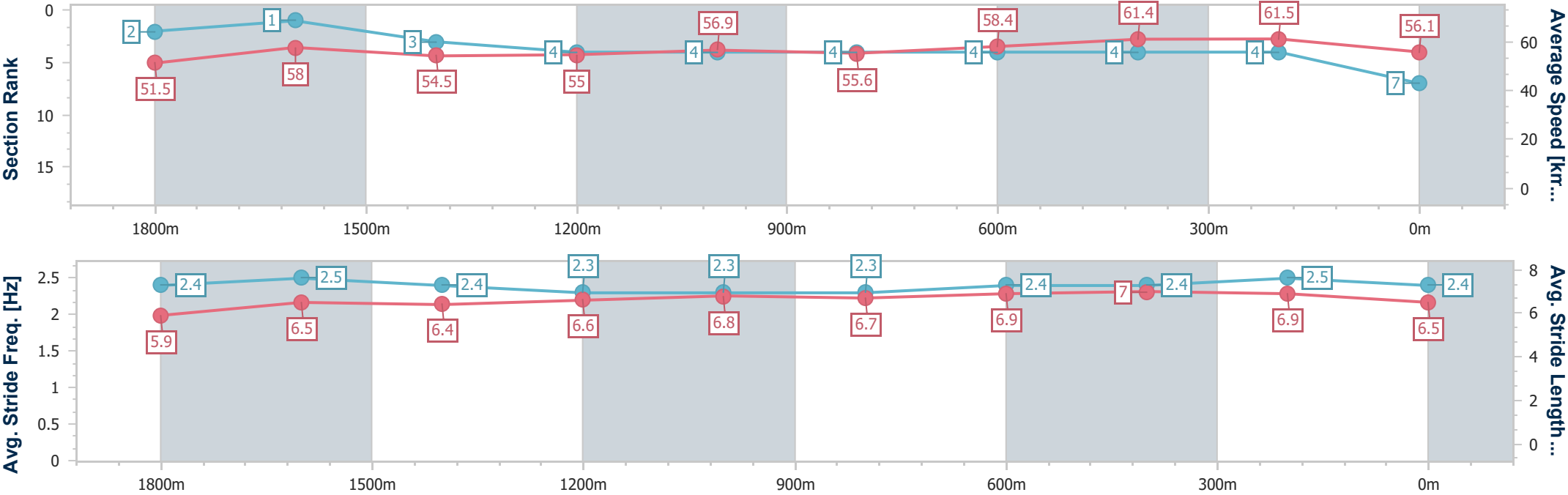


DoombenProfessional
Race 5: MULLINS LAWYERS BENCHMARK 68 Handicap - 2060m
11 June 2025 - 14:54
Track Rating: Good 4, Weather: Fine, Rail Position: +9m Entire



BRISBANE
RACING CLUB

Section	Overall	1800m	1600m	1400m	1200m	1000m	800m	600m	400m	200m			
Section Times	2:10.31 [7] (0:18.17)	1:52.14 [2] (0:12.06)	1:40.08 [1] (0:13.10)	1:26.98 [3] (0:12.85)	1:14.13 [4] (0:12.66)	1:01.47 [4] (0:12.91)	0:48.56 [4] (0:12.25)	0:36.31 [4] (0:11.77)	0:24.54 [4] (0:11.71)	0:12.83 [4] (0:12.83)			
Average Speed [km/h]	51.5	58.0	54.5	55.0	56.9	55.6	58.4	61.4	61.5	56.1			
Top Speed [km/h]	59.4	59.7	55.8	58.0	58.4	57.1	60.5	62.7	62.4	59.5			
Avg. Dist. to Rail [m]	3.4	4.7	2.3	2.7	2.2	1.8	0.6	0.6	1.9	3.7			
Avg. Stride Freq. [Hz]	2.4	2.5	2.4	2.3	2.3	2.3	2.4	2.4	2.5	2.4			
Avg. Stride Length [m]	5.9	6.5	6.4	6.6	6.8	6.7	6.9	7.0	6.9	6.5			





Horse/Jockey Name	Mingardos
Final Rank	8
Fastest Section Time (Section)	0:11.74 (600m)
Top Speed [km/h] (Section)	63.4 (600m)
Race State	Finished

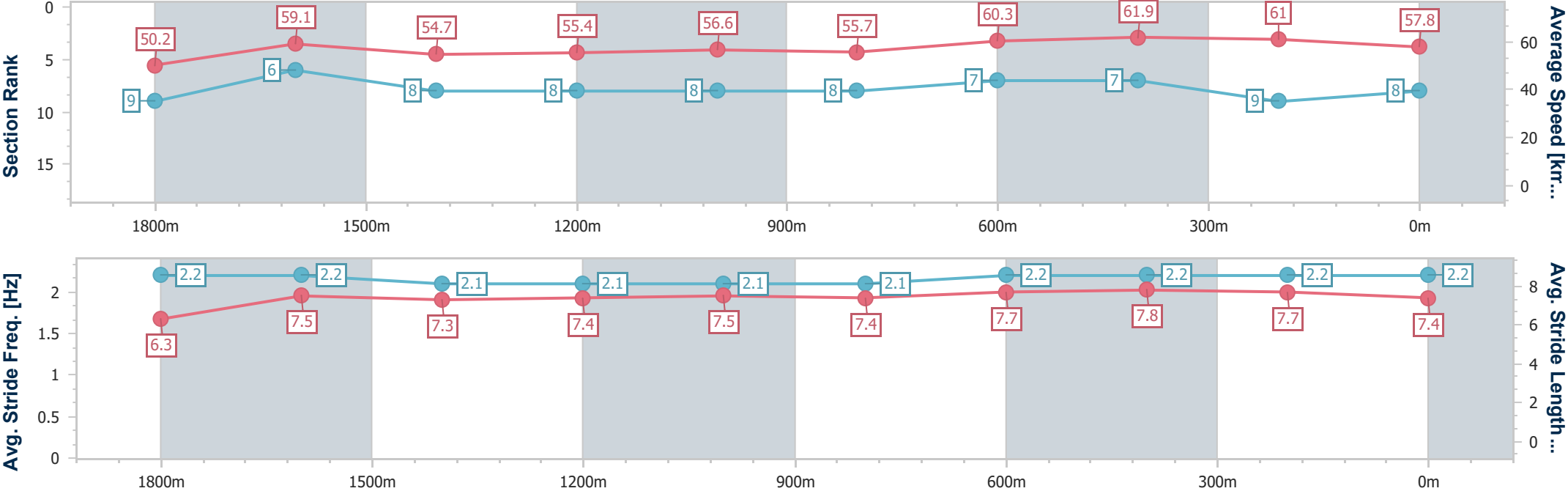


DoombenProfessional
Race 5: MULLINS LAWYERS BENCHMARK 68 Handicap - 2060m
11 June 2025 - 14:54
Track Rating: Good 4, Weather: Fine, Rail Position: +9m Entire



BRISBANE
RACING CLUB

Section	Overall	1800m	1600m	1400m	1200m	1000m	800m	600m	400m	200m			
Section Times	2:10.37 [8] (0:18.68)	1:51.69 [9] (0:12.00)	1:39.69 [6] (0:13.04)	1:26.65 [8] (0:12.97)	1:13.68 [8] (0:12.69)	1:00.99 [8] (0:12.95)	0:48.04 [8] (0:12.07)	0:35.97 [7] (0:11.74)	0:24.23 [7] (0:11.79)	0:12.44 [9] (0:12.44)			
Average Speed [km/h]	50.2	59.1	54.7	55.4	56.6	55.7	60.3	61.9	61.0	57.8			
Top Speed [km/h]	61.0	60.9	57.9	57.2	58.2	58.2	62.4	63.4	62.6	61.3			
Avg. Dist. to Rail [m]	2.2	2.4	1.8	1.0	0.9	0.7	1.6	1.6	1.6	1.2			
Avg. Stride Freq. [Hz]	2.2	2.2	2.1	2.1	2.1	2.1	2.2	2.2	2.2	2.2			
Avg. Stride Length [m]	6.3	7.5	7.3	7.4	7.5	7.4	7.7	7.8	7.7	7.4			





Horse/Jockey Name	Judge Jack
Final Rank	9
Fastest Section Time (Section)	0:11.94 (600m)
Top Speed [km/h] (Section)	61.1 (600m)
Race State	Finished

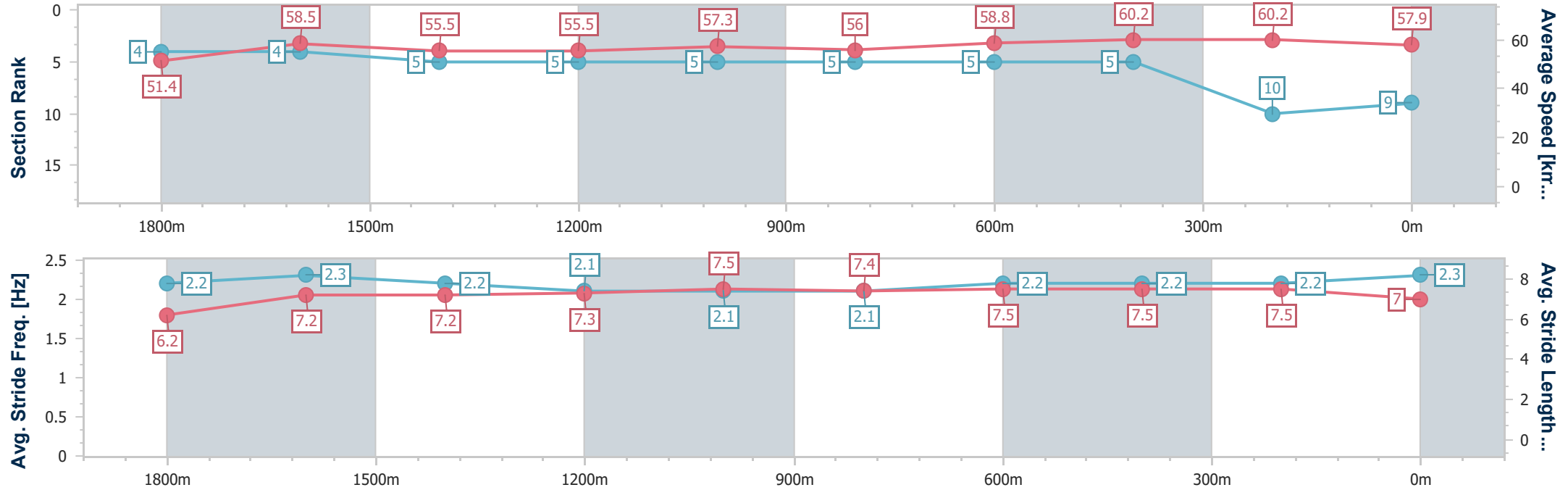


DoombenProfessional
Race 5: MULLINS LAWYERS BENCHMARK 68 Handicap - 2060m
11 June 2025 - 14:54
Track Rating: Good 4, Weather: Fine, Rail Position: +9m Entire



BRISBANE
RACING CLUB

Section	Overall	1800m	1600m	1400m	1200m	1000m	800m	600m	400m	200m			
Section Times	2:10.46 [9] (0:18.25)	1:52.21 [4] (0:12.20)	1:40.01 [4] (0:12.96)	1:27.05 [5] (0:12.95)	1:14.10 [5] (0:12.56)	1:01.54 [5] (0:12.90)	0:48.64 [5] (0:12.28)	0:36.36 [5] (0:11.94)	0:24.42 [5] (0:12.00)	0:12.42 [10] (0:12.42)			
Average Speed [km/h]	51.4	58.5	55.5	55.5	57.3	56.0	58.8	60.2	60.2	57.9			
Top Speed [km/h]	60.3	60.3	57.0	57.9	58.0	57.8	60.8	61.1	60.8	60.3			
Avg. Dist. to Rail [m]	1.3	1.6	0.4	0.4	1.2	1.1	0.8	0.2	2.0	2.2			
Avg. Stride Freq. [Hz]	2.2	2.3	2.2	2.1	2.1	2.1	2.2	2.2	2.2	2.3			
Avg. Stride Length [m]	6.2	7.2	7.2	7.3	7.5	7.4	7.5	7.5	7.5	7.0			





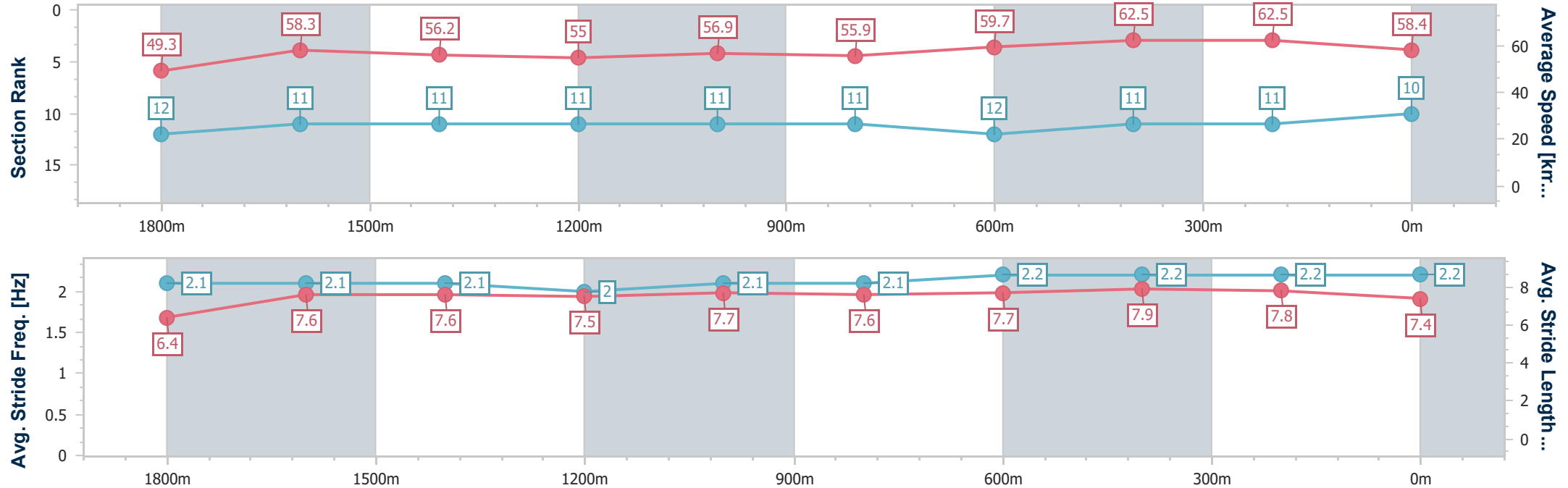
Horse/Jockey Name	First Innings
Final Rank	10
Fastest Section Time (Section)	0:11.53 (400m)
Top Speed [km/h] (Section)	63.9 (400m)
Race State	Finished



DoombenProfessional
Race 5: MULLINS LAWYERS BENCHMARK 68 Handicap -
2060m
11 June 2025 - 14:54
Track Rating: Good 4, Weather: Fine, Rail Position: +9m Entire



Section	Overall	1800m	1600m	1400m	1200m	1000m	800m	600m	400m	200m			
Section Times	2:10.52 [10] (0:19.07)	1:51.45 [12] (0:12.24)	1:39.21 [11] (0:12.81)	1:26.40 [11] (0:13.21)	1:13.19 [11] (0:12.64)	1:00.55 [11] (0:12.94)	0:47.61 [11] (0:12.16)	0:35.45 [12] (0:11.59)	0:23.86 [11] (0:11.53)	0:12.33 [11] (0:12.33)			
Average Speed [km/h]	49.3	58.3	56.2	55.0	56.9	55.9	59.7	62.5	62.5	58.4			
Top Speed [km/h]	60.4	60.3	59.0	56.8	58.4	57.2	63.2	63.2	63.9	61.2			
Avg. Dist. to Rail [m]	6.4	1.4	0.7	1.3	1.3	1.4	1.7	1.1	3.8	8.1			
Avg. Stride Freq. [Hz]	2.1	2.1	2.1	2.0	2.1	2.1	2.2	2.2	2.2	2.2			
Avg. Stride Length [m]	6.4	7.6	7.6	7.5	7.7	7.6	7.7	7.9	7.8	7.4			





Horse/Jockey Name	Canadian Express
Final Rank	11
Fastest Section Time (Section)	0:11.61 (600m)
Top Speed [km/h] (Section)	64.0 (400m)
Race State	Finished

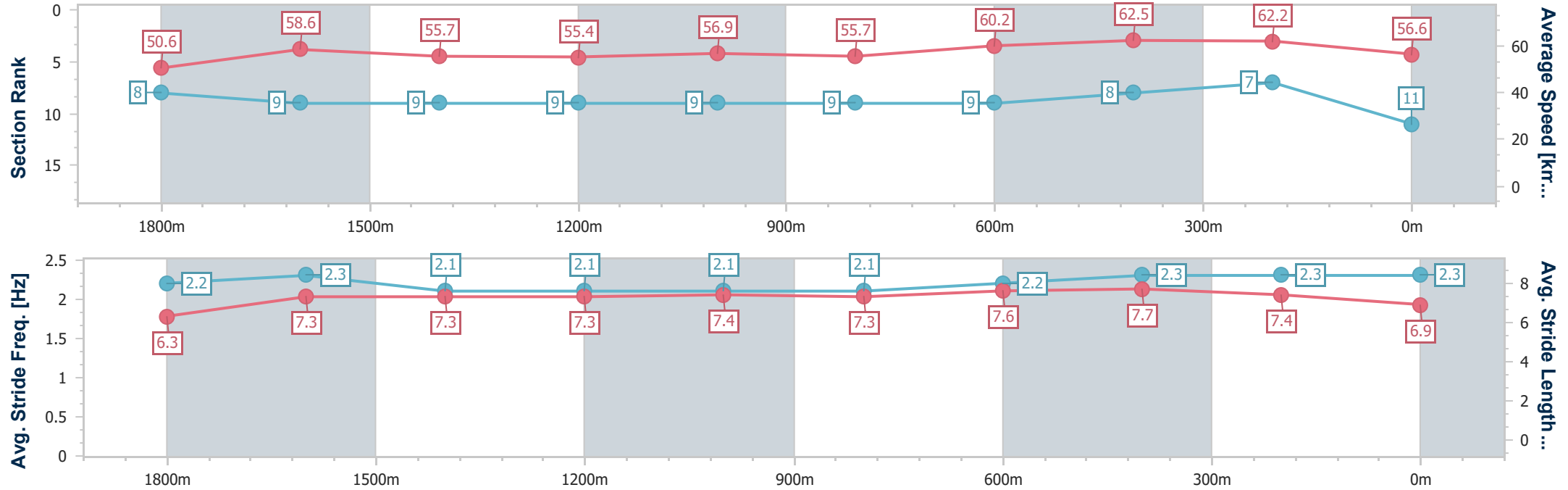


DoombenProfessional
Race 5: MULLINS LAWYERS BENCHMARK 68 Handicap - 2060m
11 June 2025 - 14:54
Track Rating: Good 4, Weather: Fine, Rail Position: +9m Entire



BRISBANE
RACING CLUB

Section	Overall	1800m	1600m	1400m	1200m	1000m	800m	600m	400m	200m			
Section Times	2:10.57 [11] (0:18.53)	1:52.04 [8] (0:12.30)	1:39.74 [9] (0:12.98)	1:26.76 [9] (0:13.10)	1:13.66 [9] (0:12.62)	1:01.04 [9] (0:13.02)	0:48.02 [9] (0:12.01)	0:36.01 [9] (0:11.61)	0:24.40 [8] (0:11.67)	0:12.73 [7] (0:12.73)			
Average Speed [km/h]	50.6	58.6	55.7	55.4	56.9	55.7	60.2	62.5	62.2	56.6			
Top Speed [km/h]	60.8	59.8	57.7	57.3	58.9	58.0	63.1	63.3	64.0	60.6			
Avg. Dist. to Rail [m]	4.1	0.4	0.5	1.6	2.1	1.7	1.4	1.4	4.6	6.8			
Avg. Stride Freq. [Hz]	2.2	2.3	2.1	2.1	2.1	2.1	2.2	2.3	2.3	2.3			
Avg. Stride Length [m]	6.3	7.3	7.3	7.3	7.4	7.3	7.6	7.7	7.4	6.9			





Horse/Jockey Name	Hell Follows
Final Rank	12
Fastest Section Time (Section)	0:11.62 (600m)
Top Speed [km/h] (Section)	63.6 (600m)
Race State	Finished

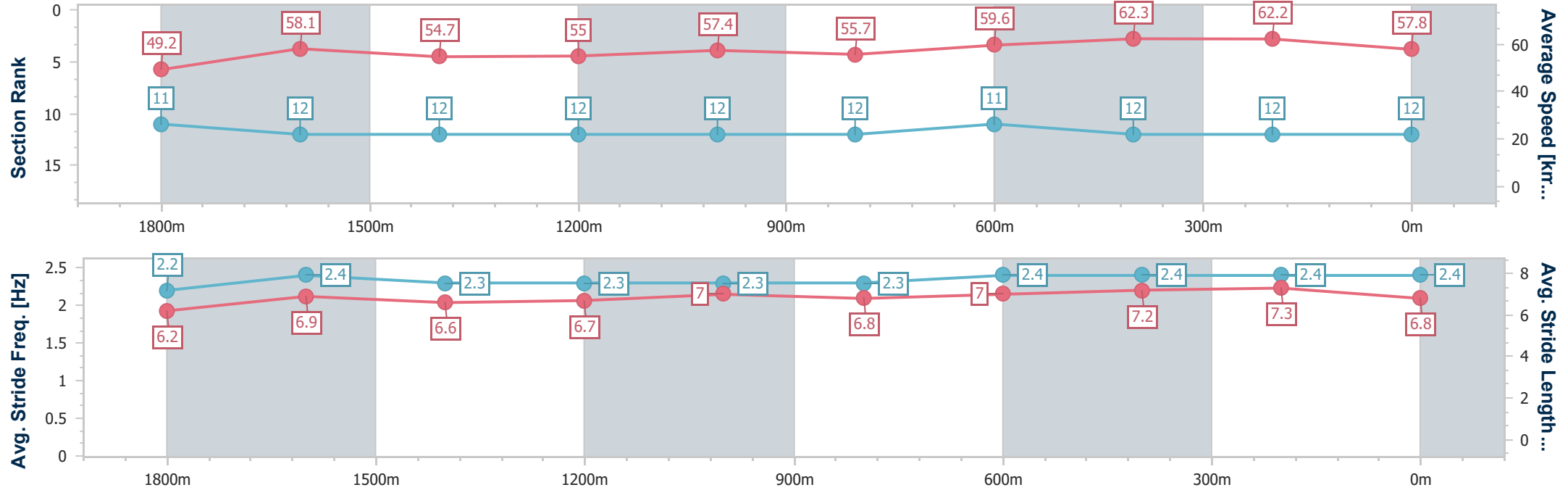


DoombenProfessional
Race 5: MULLINS LAWYERS BENCHMARK 68 Handicap - 2060m
11 June 2025 - 14:54
Track Rating: Good 4, Weather: Fine, Rail Position: +9m Entire



BRISBANE
RACING CLUB

Section	Overall	1800m	1600m	1400m	1200m	1000m	800m	600m	400m	200m			
Section Times	2:10.73 [12] (0:19.05)	1:51.68 [11] (0:12.26)	1:39.42 [12] (0:13.14)	1:26.28 [12] (0:13.08)	1:13.20 [12] (0:12.54)	1:00.66 [12] (0:12.92)	0:47.74 [12] (0:12.06)	0:35.68 [11] (0:11.62)	0:24.06 [12] (0:11.62)	0:12.44 [12] (0:12.44)			
Average Speed [km/h]	49.2	58.1	54.7	55.0	57.4	55.7	59.6	62.3	62.2	57.8			
Top Speed [km/h]	60.6	60.2	59.2	56.7	58.8	57.6	63.2	63.6	63.5	62.2			
Avg. Dist. to Rail [m]	4.6	1.5	0.2	0.4	0.5	0.7	0.3	1.1	4.6	7.6			
Avg. Stride Freq. [Hz]	2.2	2.4	2.3	2.3	2.3	2.3	2.4	2.4	2.4	2.4			
Avg. Stride Length [m]	6.2	6.9	6.6	6.7	7.0	6.8	7.0	7.2	7.3	6.8			





DoombenProfessional
Race 6: WORLD POOL AT EAGLE FARM ON SATURDAY BENCHMARK
75 Handicap - 1650m
11 June 2025 - 15:30



Track Rating: Good 4, Weather: Fine, Rail Position: +9m Entire

Section						Overall	1400m	1200m	1000m	800m	600m	400m	Last 600m		
Field Times						1:39.90 (0:16.93)	1:22.97 (0:11.45)	1:11.52 (0:11.69)	0:59.83 (0:12.14)	0:47.69 (0:11.92)	0:35.77 (0:11.65)	0:24.12 (0:11.70)	0:35.77		
Rank	TAB	Horse/Jockey	Barrier	Top Speed [km/h]	Fastest Section										Distance Travelled [m]
1	3	GRINZINGER KNIGHT	12	66.1	0:11.29	1:39.90 [1]	1:22.74 [3]	1:11.45 [2]	0:59.73 [2]	0:47.59 [2]	0:35.66 [2]	0:24.05 [2]	0:35.66		
		Emily Lang		1400m	1400m	(0:17.16)	(0:11.29)	(0:11.72)	(0:12.14)	(0:11.93)	(0:11.61)	(0:11.63)			
2	13	ZAHER	11	65.3	0:11.52	1:39.98 [2]	1:22.96 [2]	1:11.21 [3]	0:59.52 [4]	0:47.40 [4]	0:35.51 [4]	0:23.99 [3]	0:35.51 -2		
		Mark Du Plessis		Overall	600m	(0:17.02)	(0:11.75)	(0:11.69)	(0:12.12)	(0:11.89)	(0:11.52)	(0:11.61)			
3	2	NEW JOY	2	63.5	0:11.59	1:40.04 [3]	1:22.81 [5]	1:11.18 [4]	0:59.59 [3]	0:47.52 [3]	0:35.61 [3]	0:23.97 [4]	0:35.61 -10		
		Tahlia Fenlon		Overall	1200m	(0:17.23)	(0:11.63)	(0:11.59)	(0:12.07)	(0:11.91)	(0:11.64)	(0:11.66)			
4	4	NERANO	3	63.8	0:11.45	1:40.26 [4]	1:23.33 [1]	1:11.88 [1]	1:00.19 [1]	0:48.05 [1]	0:36.13 [1]	0:24.48 [1]	0:36.13 -11		
		Les Tilley		Overall	1400m	(0:16.93)	(0:11.45)	(0:11.69)	(0:12.14)	(0:11.92)	(0:11.65)	(0:11.74)			
5	11	MISS CHENERY	1	63.1	0:11.47	1:40.28 [5]	1:22.77 [7]	1:11.07 [6]	0:59.52 [6]	0:47.35 [6]	0:35.52 [6]	0:24.05 [6]	0:35.52 -8		
		Damien Thornton		1200m	600m	(0:17.51)	(0:11.70)	(0:11.55)	(0:12.17)	(0:11.83)	(0:11.47)	(0:11.51)			
6	8	HEIKA	7	63.6	0:11.52	1:40.49 [6]	1:23.32 [4]	1:11.49 [5]	0:59.83 [5]	0:47.65 [5]	0:35.82 [5]	0:24.30 [5]	0:35.82 -1		
		Andrew Mallyon		600m	600m	(0:17.17)	(0:11.83)	(0:11.66)	(0:12.18)	(0:11.83)	(0:11.52)	(0:11.58)			
7	1	CHAYSE 'N' ARTIE	4	64.6	0:11.47	1:40.50 [7]	1:23.00 [6]	1:11.12 [7]	0:59.52 [7]	0:47.21 [8]	0:35.48 [7]	0:23.98 [8]	0:35.48 -1		
		Cobi Vitler		400m	400m	(0:17.50)	(0:11.88)	(0:11.60)	(0:12.31)	(0:11.73)	(0:11.50)	(0:11.47)			
8	5	MENAZZI	6	64.3	0:11.41	1:40.62 [8]	1:22.85 [9]	1:11.11 [8]	0:59.58 [8]	0:47.36 [7]	0:35.54 [8]	0:24.13 [7]	0:35.54 -9		
		Jake Bayliss		400m	600m	(0:17.77)	(0:11.74)	(0:11.53)	(0:12.22)	(0:11.82)	(0:11.41)	(0:11.50)			
9	9	POSEIDON RULER	9	64.9	0:11.49	1:40.72 [9]	1:22.98 [8]	1:11.11 [9]	0:59.42 [10]	0:47.07 [11]	0:35.43 [11]	0:23.94 [10]	0:35.43 +6		
		Justin Huxtable		600m	600m	(0:17.74)	(0:11.87)	(0:11.69)	(0:12.35)	(0:11.64)	(0:11.49)	(0:11.51)			
10	6	MERCHANT FLYER	5	64.7	0:11.47	1:40.82 [10]	1:22.98 [10]	1:11.16 [10]	0:59.58 [9]	0:47.38 [9]	0:35.66 [9]	0:24.19 [9]	0:35.66 -3		
		Bailey Wheeler		600m	600m	(0:17.84)	(0:11.82)	(0:11.58)	(0:12.20)	(0:11.72)	(0:11.47)	(0:11.51)			

Scratched: Archer's Game (#7), Smart As Smart (#10), Trump Card (#14)



DoombenProfessional
Race 6: WORLD POOL AT EAGLE FARM ON SATURDAY BENCHMARK
75 Handicap - 1650m
11 June 2025 - 15:30



Track Rating: Good 4, Weather: Fine, Rail Position: +9m Entire

Section					Overall	1400m	1200m	1000m	800m	600m	400m	Last 600m		
Field Times					1:39.90 (0:16.93)	1:22.97 (0:11.45)	1:11.52 (0:11.69)	0:59.83 (0:12.14)	0:47.69 (0:11.92)	0:35.77 (0:11.65)	0:24.12 (0:11.70)	0:35.77		
Rank	TAB	Horse/Jockey	Barrier	Top Speed [km/h]	Fastest Section									Distance Travelled [m]
11	12	JUNGLE JET	10	63.1	0:11.57	1:40.84 [11]	1:22.90 [11]	1:11.04 [11]	0:59.34 [11]	0:47.29 [10]	0:35.58 [10]	0:24.01 [11]	0:35.58	-5
		Michael Rodd		400m	600m	(0:17.94)	(0:11.86)	(0:11.70)	(0:12.05)	(0:11.71)	(0:11.57)	(0:11.67)		

Scratched: Archer's Game (#7), Smart As Smart (#10), Trump Card (#14)



DoombenProfessional
Race 6: WORLD POOL AT EAGLE FARM ON SATURDAY BENCHMARK
75 Handicap - 1650m
11 June 2025 - 15:30



Track Rating: Good 4, Weather: Fine, Rail Position: +9m Entire

Section Field Times				200m 0:12.42 (0:12.42)		Last 600m 0:35.77			
Rank	TAB	Horse/Jockey	Barrier	Top Speed [km/h]	Fastest Section	Margin			Distance Travelled [m]
1	3	GRINZINGER KNIGHT	12	66.1	0:11.29	0:12.42 [1]	1:39.90		0:35.66
		Emily Lang		1400m	1400m	(0:12.42)			
2	13	ZAHER	11	65.3	0:11.52	0:12.38 [3]	0.5L		0:35.51
		Mark Du Plessis		Overall	600m	(0:12.38)			-2
3	2	NEW JOY	2	63.5	0:11.59	0:12.31 [4]	0.83L		0:35.61
		Tahlia Fenlon		Overall	1200m	(0:12.31)			-10
4	4	NERANO	3	63.8	0:11.45	0:12.74 [2]	2.12L		0:36.13
		Les Tilley		Overall	1400m	(0:12.74)			-11
5	11	MISS CHENERY	1	63.1	0:11.47	0:12.54 [5]	2.22L		0:35.52
		Damien Thornton		1200m	600m	(0:12.54)			-8
6	8	HEIKA	7	63.6	0:11.52	0:12.72 [6]	3.5L		0:35.82
		Andrew Mallyon		600m	600m	(0:12.72)			-1
7	1	CHAYSE 'N' ARTIE	4	64.6	0:11.47	0:12.51 [7]	3.53L		0:35.48
		Cobi Vitler		400m	400m	(0:12.51)			-1
8	5	MENAZZI	6	64.3	0:11.41	0:12.63 [8]	4.24L		0:35.54
		Jake Bayliss		400m	600m	(0:12.63)			-9
9	9	POSEIDON RULER	9	64.9	0:11.49	0:12.43 [10]	4.81L		0:35.43
		Justin Huxtable		600m	600m	(0:12.43)			+6
10	6	MERCHANT FLYER	5	64.7	0:11.47	0:12.68 [9]	5.39L		0:35.66
		Bailey Wheeler		600m	600m	(0:12.68)			-3

Scratched: Archer's Game (#7), Smart As Smart (#10), Trump Card (#14)



DoombenProfessional
Race 6: WORLD POOL AT EAGLE FARM ON SATURDAY BENCHMARK
75 Handicap - 1650m
11 June 2025 - 15:30



Track Rating: Good 4, Weather: Fine, Rail Position: +9m Entire

Section						200m		Last 600m	
Field Times						0:12.42 (0:12.42)		0:35.77	
Rank	TAB	Horse/Jockey	Barrier	Top Speed [km/h]	Fastest Section	Margin		Distance Travelled [m]	
11	12	JUNGLE JET	10	63.1	0:11.57	0:12.34 [11]	5.54L		0:35.58
		Michael Rodd		400m	600m	(0:12.34)			

Scratched: Archer's Game (#7), Smart As Smart (#10), Trump Card (#14)



Horse/Jockey Name	Grinzing Knight
Final Rank	1
Fastest Section Time (Section)	0:11.29 (1400m)
Top Speed [km/h] (Section)	66.1 (1400m)
Race State	Finished

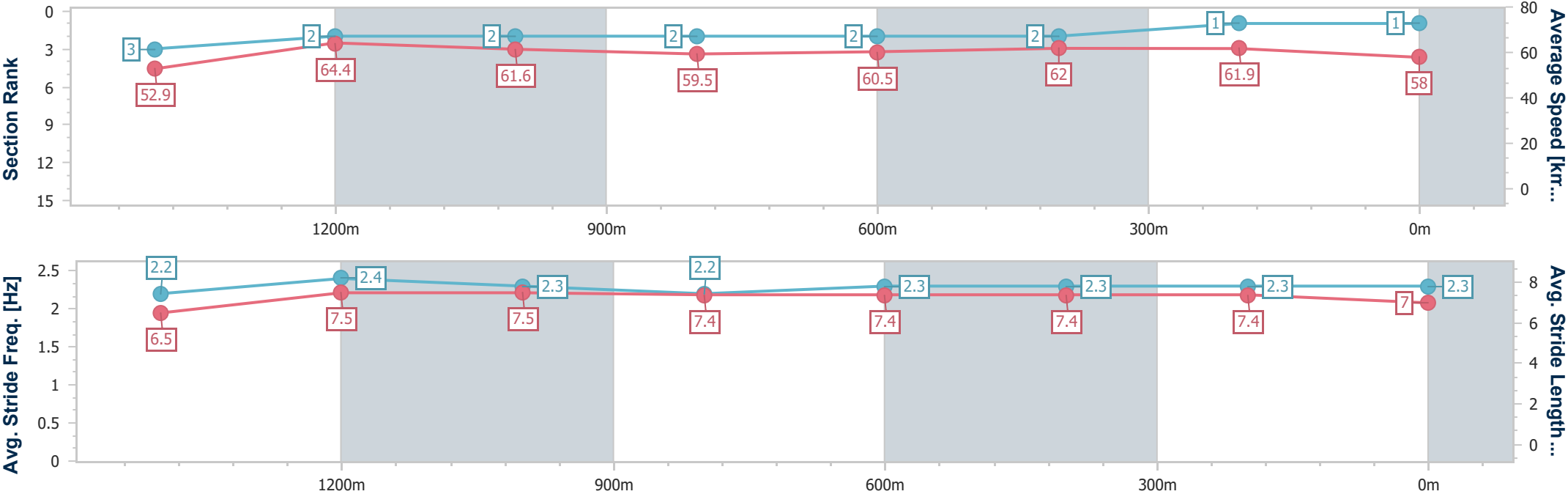


DoombenProfessional
Race 6: WORLD POOL AT EAGLE FARM ON SATURDAY
BENCHMARK 75 Handicap - 1650m
11 June 2025 - 15:30
Track Rating: Good 4, Weather: Fine, Rail Position: +9m Entire



BRISBANE
RACING CLUB

Section	Overall	1400m	1200m	1000m	800m	600m	400m	200m					
Section Times	1:39.90 [1] (0:17.16)	1:22.74 [3] (0:11.29)	1:11.45 [2] (0:11.72)	0:59.73 [2] (0:12.14)	0:47.59 [2] (0:11.93)	0:35.66 [2] (0:11.61)	0:24.05 [2] (0:11.63)	0:12.42 [1] (0:12.42)					
Average Speed [km/h]	52.9	64.4	61.6	59.5	60.5	62.0	61.9	58.0					
Top Speed [km/h]	65.5	66.1	63.7	60.0	62.5	62.6	63.5	60.3					
Avg. Dist. to Rail [m]	5.9	2.5	1.0	0.9	0.9	0.4	0.8	1.0					
Avg. Stride Freq. [Hz]	2.2	2.4	2.3	2.2	2.3	2.3	2.3	2.3					
Avg. Stride Length [m]	6.5	7.5	7.5	7.4	7.4	7.4	7.4	7.0					





Horse/Jockey Name	Zaher
Final Rank	2
Fastest Section Time (Section)	0:11.52 (600m)
Top Speed [km/h] (Section)	65.3 (Overall)
Race State	Finished



DoombenProfessional
Race 6: WORLD POOL AT EAGLE FARM ON SATURDAY
BENCHMARK 75 Handicap - 1650m

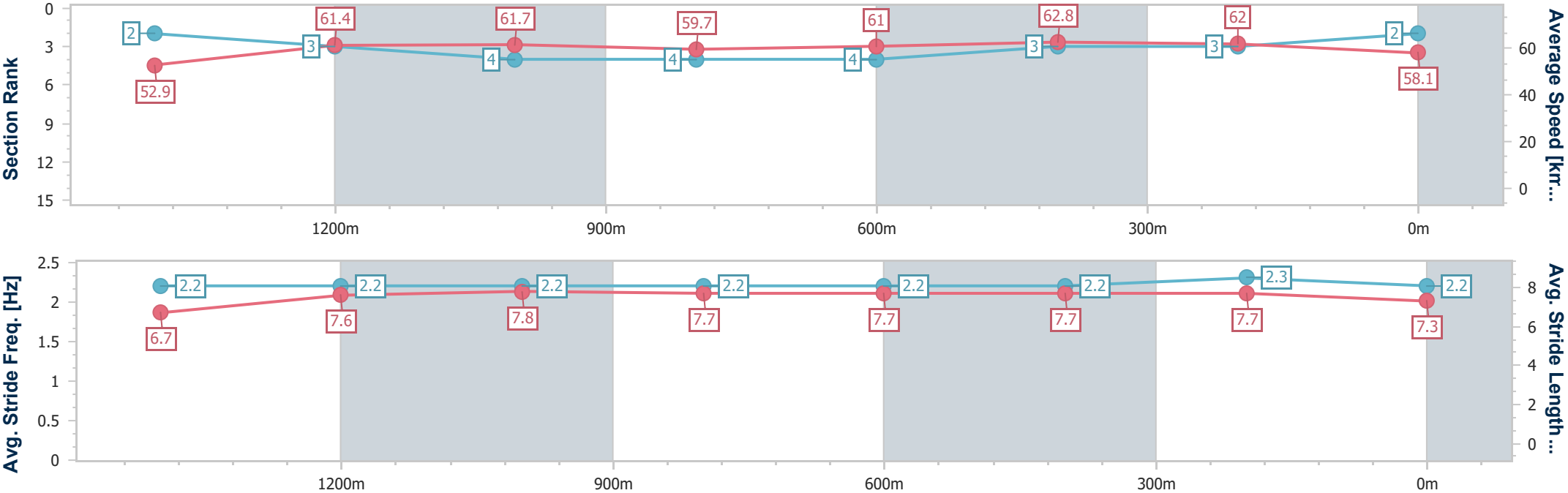
11 June 2025 - 15:30

Track Rating: Good 4, Weather: Fine, Rail Position: +9m Entire



BRISBANE
RACING CLUB

Section	Overall	1400m	1200m	1000m	800m	600m	400m	200m					
Section Times	1:39.98 [2] (0:17.02)	1:22.96 [2] (0:11.75)	1:11.21 [3] (0:11.69)	0:59.52 [4] (0:12.12)	0:47.40 [4] (0:11.89)	0:35.51 [4] (0:11.52)	0:23.99 [3] (0:11.61)	0:12.38 [3] (0:12.38)					
Average Speed [km/h]	52.9	61.4	61.7	59.7	61.0	62.8	62.0	58.1					
Top Speed [km/h]	65.3	62.5	63.4	60.3	62.7	63.2	62.7	60.9					
Avg. Dist. to Rail [m]	4.1	0.7	1.6	1.5	1.4	0.7	1.4	2.6					
Avg. Stride Freq. [Hz]	2.2	2.2	2.2	2.2	2.2	2.2	2.3	2.2					
Avg. Stride Length [m]	6.7	7.6	7.8	7.7	7.7	7.7	7.7	7.3					





Horse/Jockey Name	New Joy
Final Rank	3
Fastest Section Time (Section)	0:11.59 (1200m)
Top Speed [km/h] (Section)	63.5 (Overall)
Race State	Finished



DoombenProfessional
Race 6: WORLD POOL AT EAGLE FARM ON SATURDAY
BENCHMARK 75 Handicap - 1650m

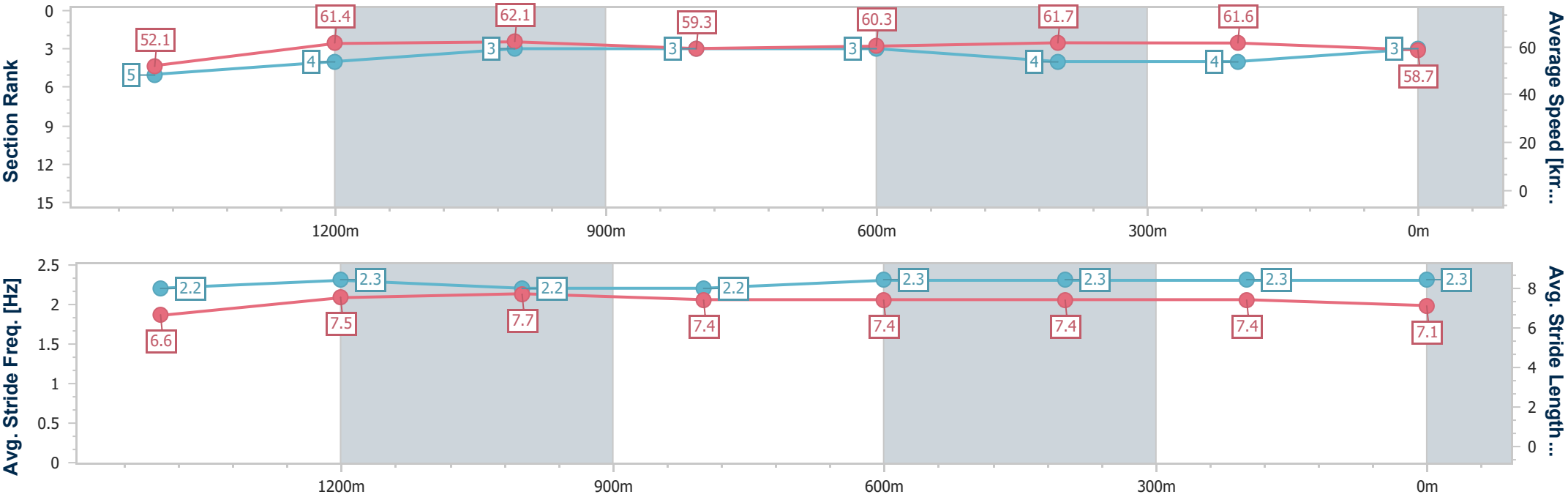
11 June 2025 - 15:30

Track Rating: Good 4, Weather: Fine, Rail Position: +9m Entire



BRISBANE
RACING CLUB

Section	Overall	1400m	1200m	1000m	800m	600m	400m	200m					
Section Times	1:40.04 [3] (0:17.23)	1:22.81 [5] (0:11.63)	1:11.18 [4] (0:11.59)	0:59.59 [3] (0:12.07)	0:47.52 [3] (0:11.91)	0:35.61 [3] (0:11.64)	0:23.97 [4] (0:11.66)	0:12.31 [4] (0:12.31)					
Average Speed [km/h]	52.1	61.4	62.1	59.3	60.3	61.7	61.6	58.7					
Top Speed [km/h]	63.5	62.8	63.4	60.7	61.6	62.0	62.5	61.1					
Avg. Dist. to Rail [m]	2.2	1.8	1.1	1.2	0.4	0.4	0.7	1.2					
Avg. Stride Freq. [Hz]	2.2	2.3	2.2	2.2	2.3	2.3	2.3	2.3					
Avg. Stride Length [m]	6.6	7.5	7.7	7.4	7.4	7.4	7.4	7.1					





Horse/Jockey Name	Nerano
Final Rank	4
Fastest Section Time (Section)	0:11.45 (1400m)
Top Speed [km/h] (Section)	63.8 (Overall)
Race State	Finished



DoombenProfessional
Race 6: WORLD POOL AT EAGLE FARM ON SATURDAY
BENCHMARK 75 Handicap - 1650m

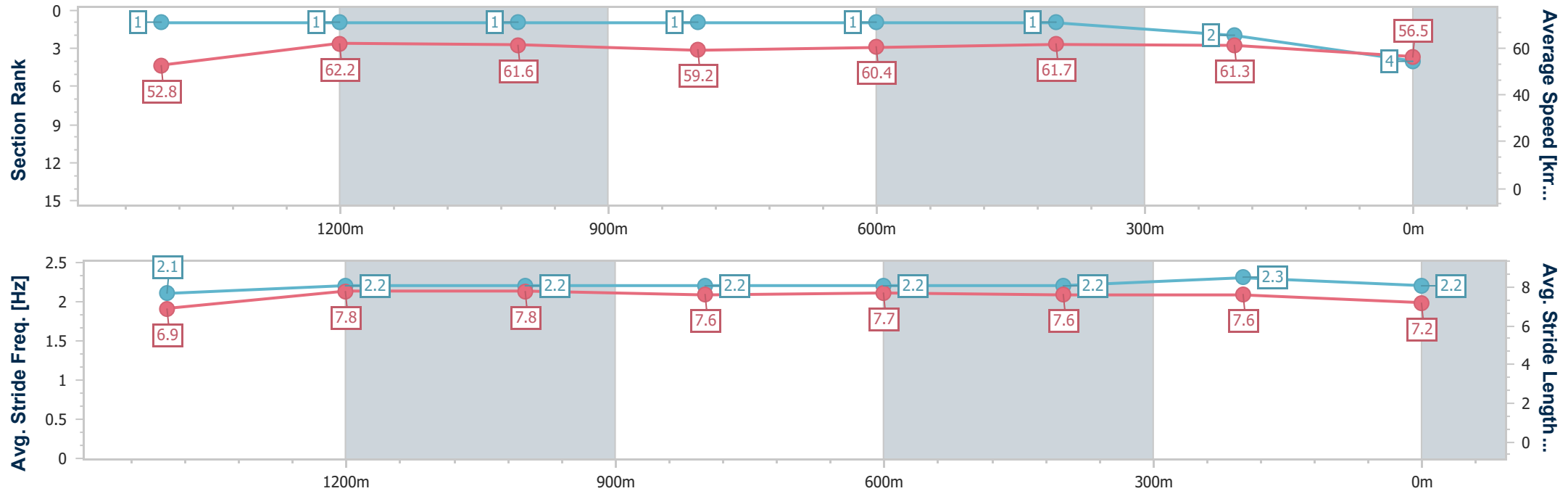
11 June 2025 - 15:30

Track Rating: Good 4, Weather: Fine, Rail Position: +9m Entire



BRISBANE
RACING CLUB

Section	Overall	1400m	1200m	1000m	800m	600m	400m	200m					
Section Times	1:40.26 [4] (0:16.93)	1:23.33 [1] (0:11.45)	1:11.88 [1] (0:11.69)	1:00.19 [1] (0:12.14)	0:48.05 [1] (0:11.92)	0:36.13 [1] (0:11.65)	0:24.48 [1] (0:11.74)	0:12.74 [2] (0:12.74)					
Average Speed [km/h]	52.8	62.2	61.6	59.2	60.4	61.7	61.3	56.5					
Top Speed [km/h]	63.8	63.2	63.0	59.9	62.0	62.1	62.2	60.4					
Avg. Dist. to Rail [m]	2.0	1.6	0.4	0.6	0.2	0.4	1.0	2.1					
Avg. Stride Freq. [Hz]	2.1	2.2	2.2	2.2	2.2	2.2	2.3	2.2					
Avg. Stride Length [m]	6.9	7.8	7.8	7.6	7.7	7.6	7.6	7.2					



- [] Ranking at each section and finish
- .-.- No data available at this section
- NA No data available



Horse/Jockey Name	Miss Chenery
Final Rank	5
Fastest Section Time (Section)	0:11.47 (600m)
Top Speed [km/h] (Section)	63.1 (1200m)
Race State	Finished



DoombenProfessional
Race 6: WORLD POOL AT EAGLE FARM ON SATURDAY
BENCHMARK 75 Handicap - 1650m

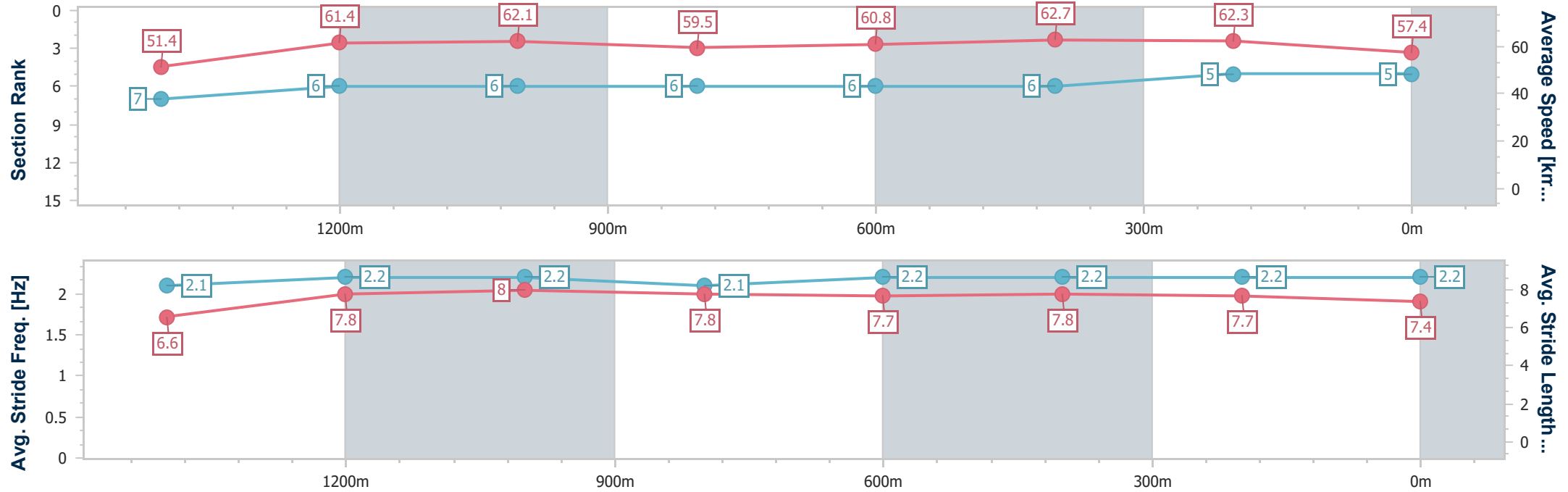
11 June 2025 - 15:30

Track Rating: Good 4, Weather: Fine, Rail Position: +9m Entire



BRISBANE
RACING CLUB

Section	Overall	1400m	1200m	1000m	800m	600m	400m	200m					
Section Times	1:40.28 [5] (0:17.51)	1:22.77 [7] (0:11.70)	1:11.07 [6] (0:11.55)	0:59.52 [6] (0:12.17)	0:47.35 [6] (0:11.83)	0:35.52 [6] (0:11.47)	0:24.05 [6] (0:11.51)	0:12.54 [5] (0:12.54)					
Average Speed [km/h]	51.4	61.4	62.1	59.5	60.8	62.7	62.3	57.4					
Top Speed [km/h]	62.4	62.6	63.1	60.5	62.5	62.9	63.0	61.0					
Avg. Dist. to Rail [m]	2.6	0.8	0.7	0.7	0.5	0.7	0.7	0.9					
Avg. Stride Freq. [Hz]	2.1	2.2	2.2	2.1	2.2	2.2	2.2	2.2					
Avg. Stride Length [m]	6.6	7.8	8.0	7.8	7.7	7.8	7.7	7.4					



- [] Ranking at each section and finish
- .-.- No data available at this section
- NA No data available



Horse/Jockey Name	Heika
Final Rank	6
Fastest Section Time (Section)	0:11.52 (600m)
Top Speed [km/h] (Section)	63.6 (600m)
Race State	Finished



DoombenProfessional
Race 6: WORLD POOL AT EAGLE FARM ON SATURDAY
BENCHMARK 75 Handicap - 1650m

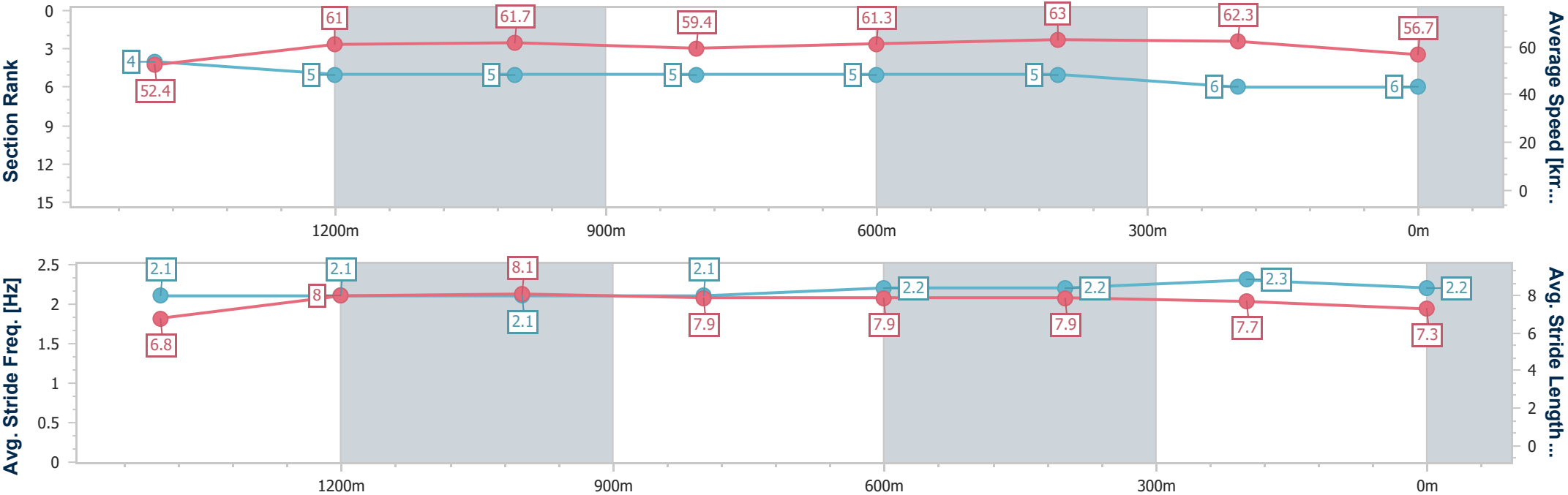
11 June 2025 - 15:30

Track Rating: Good 4, Weather: Fine, Rail Position: +9m Entire



BRISBANE
RACING CLUB

Section	Overall	1400m	1200m	1000m	800m	600m	400m	200m					
Section Times	1:40.49 [6] (0:17.17)	1:23.32 [4] (0:11.83)	1:11.49 [5] (0:11.66)	0:59.83 [5] (0:12.18)	0:47.65 [5] (0:11.83)	0:35.82 [5] (0:11.52)	0:24.30 [5] (0:11.58)	0:12.72 [6] (0:12.72)					
Average Speed [km/h]	52.4	61.0	61.7	59.4	61.3	63.0	62.3	56.7					
Top Speed [km/h]	62.9	62.5	62.5	60.4	62.4	63.6	63.5	60.4					
Avg. Dist. to Rail [m]	1.5	0.5	1.0	1.1	1.4	1.6	3.0	4.1					
Avg. Stride Freq. [Hz]	2.1	2.1	2.1	2.1	2.2	2.2	2.3	2.2					
Avg. Stride Length [m]	6.8	8.0	8.1	7.9	7.9	7.9	7.7	7.3					





Horse/Jockey Name	Chayse 'N' Artie
Final Rank	7
Fastest Section Time (Section)	0:11.47 (400m)
Top Speed [km/h] (Section)	64.6 (400m)
Race State	Finished



DooibenProfessional
Race 6: WORLD POOL AT EAGLE FARM ON SATURDAY
BENCHMARK 75 Handicap - 1650m

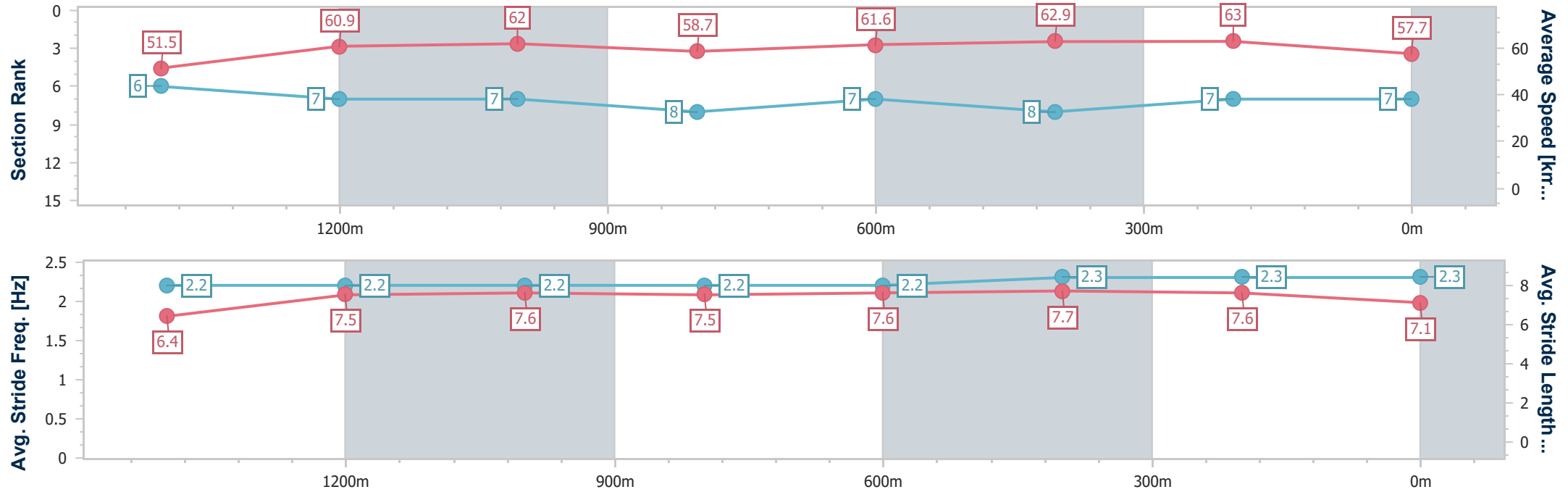
11 June 2025 - 15:30

Track Rating: Good 4, Weather: Fine, Rail Position: +9m Entire



BRISBANE
RACING CLUB

Section	Overall	1400m	1200m	1000m	800m	600m	400m	200m					
Section Times	1:40.50 [7] (0:17.50)	1:23.00 [6] (0:11.88)	1:11.12 [7] (0:11.60)	0:59.52 [7] (0:12.31)	0:47.21 [8] (0:11.73)	0:35.48 [7] (0:11.50)	0:23.98 [8] (0:11.47)	0:12.51 [7] (0:12.51)					
Average Speed [km/h]	51.5	60.9	62.0	58.7	61.6	62.9	63.0	57.7					
Top Speed [km/h]	62.5	61.9	62.5	60.1	63.0	63.3	64.6	61.1					
Avg. Dist. to Rail [m]	0.4	0.9	2.1	1.9	0.6	0.7	4.4	6.4					
Avg. Stride Freq. [Hz]	2.2	2.2	2.2	2.2	2.2	2.3	2.3	2.3					
Avg. Stride Length [m]	6.4	7.5	7.6	7.5	7.6	7.7	7.6	7.1					





Horse/Jockey Name	Menazzi
Final Rank	8
Fastest Section Time (Section)	0:11.41 (600m)
Top Speed [km/h] (Section)	64.3 (400m)
Race State	Finished



DooibenProfessional
Race 6: WORLD POOL AT EAGLE FARM ON SATURDAY
BENCHMARK 75 Handicap - 1650m

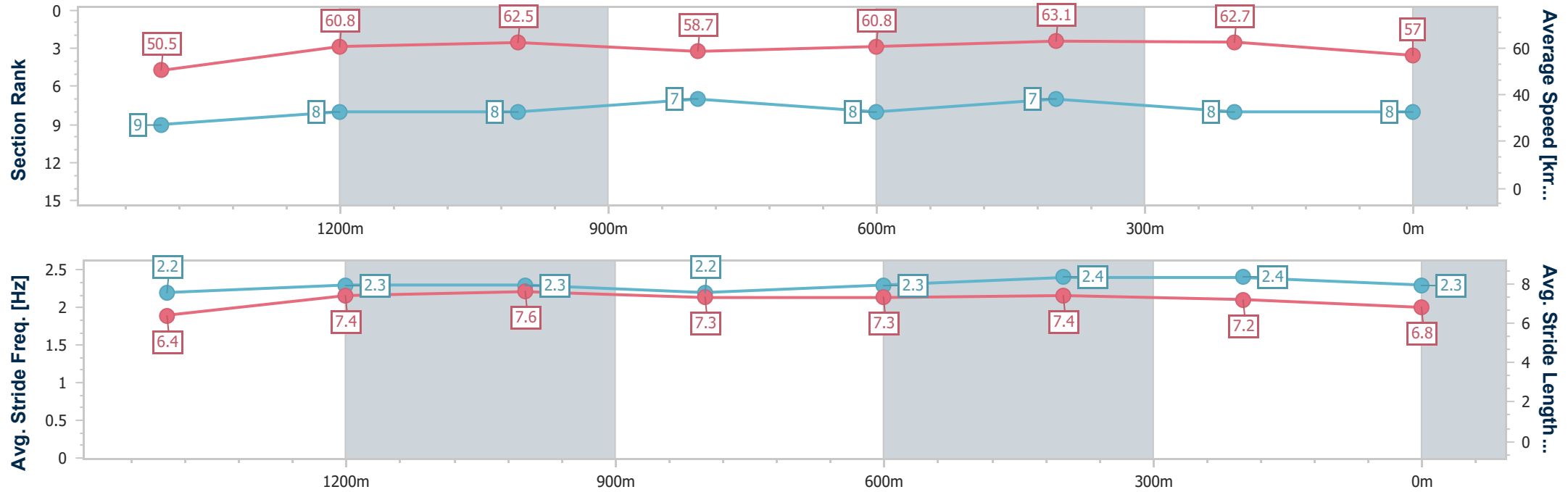
11 June 2025 - 15:30

Track Rating: Good 4, Weather: Fine, Rail Position: +9m Entire



BRISBANE
RACING CLUB

Section	Overall	1400m	1200m	1000m	800m	600m	400m	200m					
Section Times	1:40.62 [8] (0:17.77)	1:22.85 [9] (0:11.74)	1:11.11 [8] (0:11.53)	0:59.58 [8] (0:12.22)	0:47.36 [7] (0:11.82)	0:35.54 [8] (0:11.41)	0:24.13 [7] (0:11.50)	0:12.63 [8] (0:12.63)					
Average Speed [km/h]	50.5	60.8	62.5	58.7	60.8	63.1	62.7	57.0					
Top Speed [km/h]	62.3	62.3	63.7	60.5	62.0	64.2	64.3	60.5					
Avg. Dist. to Rail [m]	1.9	1.4	0.6	0.4	0.2	0.4	2.6	5.8					
Avg. Stride Freq. [Hz]	2.2	2.3	2.3	2.2	2.3	2.4	2.4	2.3					
Avg. Stride Length [m]	6.4	7.4	7.6	7.3	7.3	7.4	7.2	6.8					





Horse/Jockey Name	Poseidon Ruler
Final Rank	9
Fastest Section Time (Section)	0:11.49 (600m)
Top Speed [km/h] (Section)	64.9 (600m)
Race State	Finished



DoombenProfessional
Race 6: WORLD POOL AT EAGLE FARM ON SATURDAY
BENCHMARK 75 Handicap - 1650m

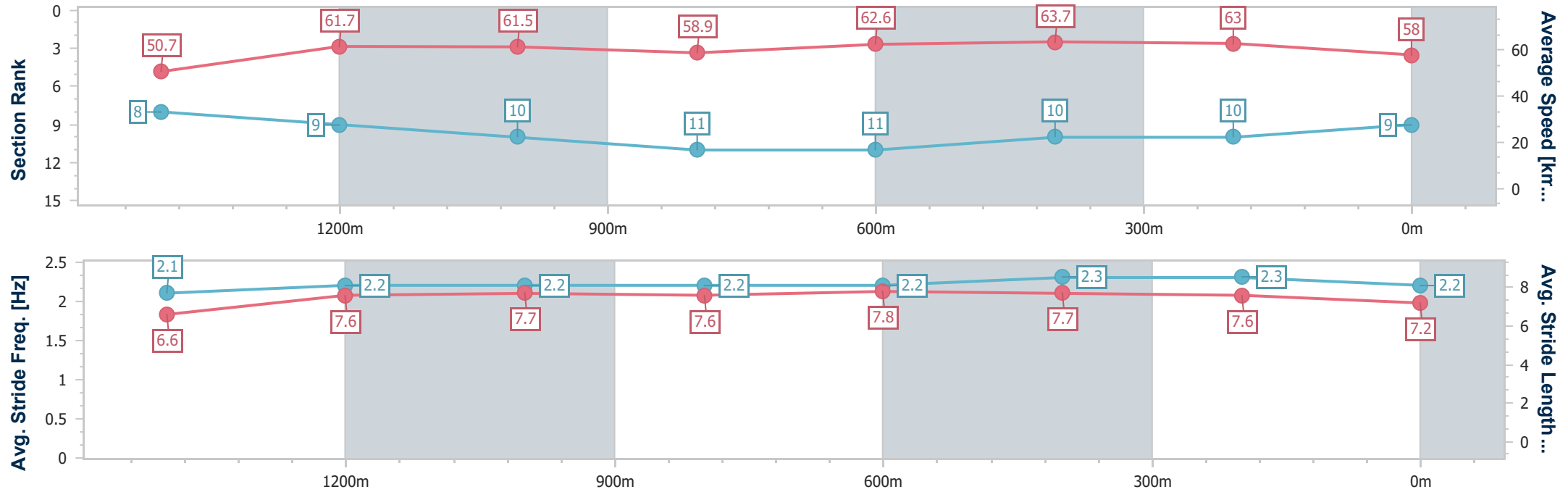
11 June 2025 - 15:30

Track Rating: Good 4, Weather: Fine, Rail Position: +9m Entire



BRISBANE
RACING CLUB

Section	Overall	1400m	1200m	1000m	800m	600m	400m	200m					
Section Times	1:40.72 [9] (0:17.74)	1:22.98 [8] (0:11.87)	1:11.11 [9] (0:11.69)	0:59.42 [10] (0:12.35)	0:47.07 [11] (0:11.64)	0:35.43 [11] (0:11.49)	0:23.94 [10] (0:11.51)	0:12.43 [10] (0:12.43)					
Average Speed [km/h]	50.7	61.7	61.5	58.9	62.6	63.7	63.0	58.0					
Top Speed [km/h]	62.3	62.7	62.4	61.0	64.0	64.9	64.7	61.2					
Avg. Dist. to Rail [m]	2.1	2.8	3.8	2.9	2.3	2.8	6.5	8.8					
Avg. Stride Freq. [Hz]	2.1	2.2	2.2	2.2	2.2	2.3	2.3	2.2					
Avg. Stride Length [m]	6.6	7.6	7.7	7.6	7.8	7.7	7.6	7.2					





Horse/Jockey Name	Merchant Flyer
Final Rank	10
Fastest Section Time (Section)	0:11.47 (600m)
Top Speed [km/h] (Section)	64.7 (600m)
Race State	Finished



DoombenProfessional
Race 6: WORLD POOL AT EAGLE FARM ON SATURDAY
BENCHMARK 75 Handicap - 1650m

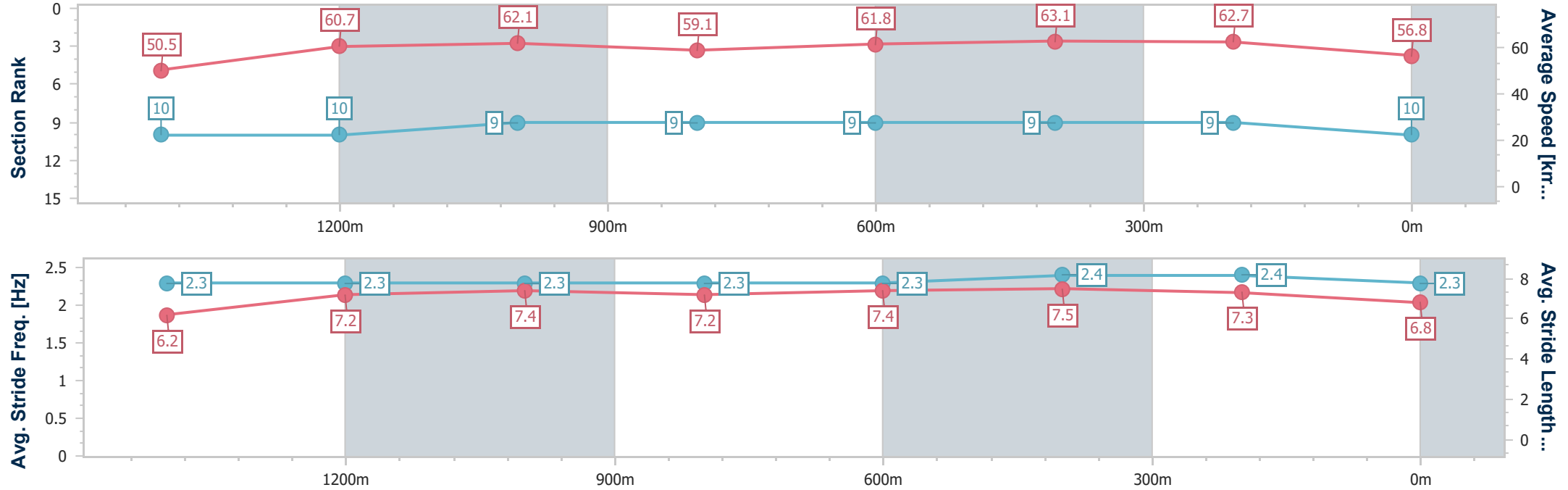
11 June 2025 - 15:30

Track Rating: Good 4, Weather: Fine, Rail Position: +9m Entire



BRISBANE
RACING CLUB

Section	Overall	1400m	1200m	1000m	800m	600m	400m	200m					
Section Times	1:40.82 [10] (0:17.84)	1:22.98 [10] (0:11.82)	1:11.16 [10] (0:11.58)	0:59.58 [9] (0:12.20)	0:47.38 [9] (0:11.72)	0:35.66 [9] (0:11.47)	0:24.19 [9] (0:11.51)	0:12.68 [9] (0:12.68)					
Average Speed [km/h]	50.5	60.7	62.1	59.1	61.8	63.1	62.7	56.8					
Top Speed [km/h]	63.0	62.4	63.1	62.1	62.6	64.7	63.8	60.9					
Avg. Dist. to Rail [m]	1.1	0.7	0.7	1.2	1.0	0.9	4.8	7.0					
Avg. Stride Freq. [Hz]	2.3	2.3	2.3	2.3	2.3	2.4	2.4	2.3					
Avg. Stride Length [m]	6.2	7.2	7.4	7.2	7.4	7.5	7.3	6.8					





Horse/Jockey Name	Jungle Jet
Final Rank	11
Fastest Section Time (Section)	0:11.57 (600m)
Top Speed [km/h] (Section)	63.1 (400m)
Race State	Finished



DoombenProfessional
Race 6: WORLD POOL AT EAGLE FARM ON SATURDAY
BENCHMARK 75 Handicap - 1650m

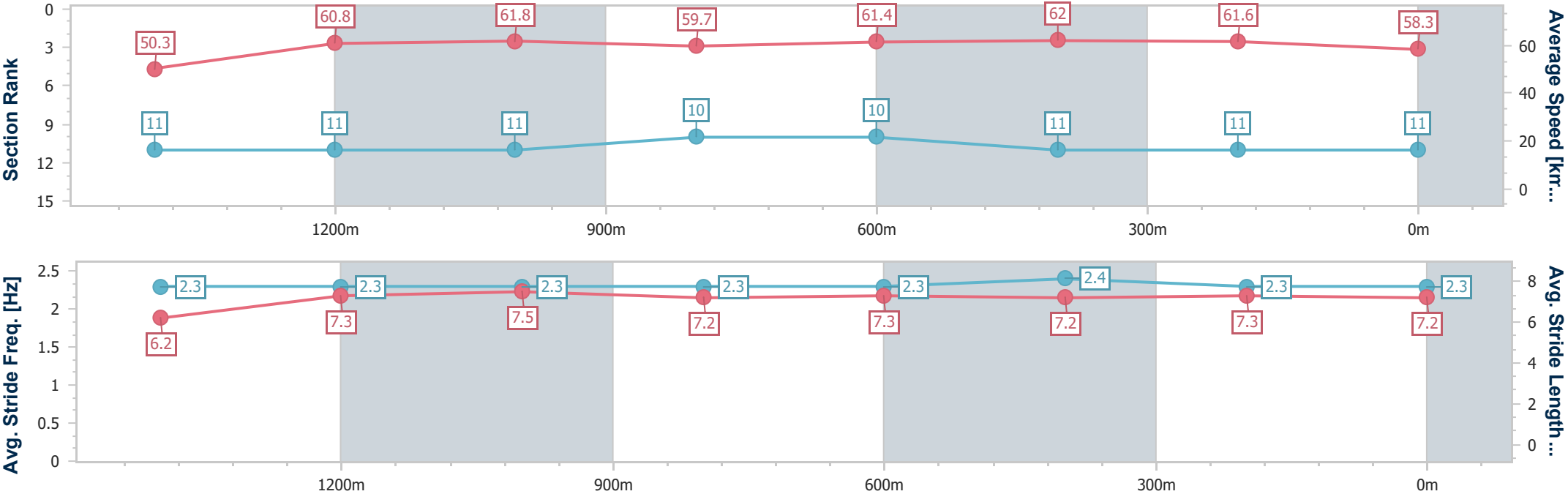
11 June 2025 - 15:30

Track Rating: Good 4, Weather: Fine, Rail Position: +9m Entire



BRISBANE
RACING CLUB

Section	Overall	1400m	1200m	1000m	800m	600m	400m	200m					
Section Times	1:40.84 [11] (0:17.94)	1:22.90 [11] (0:11.86)	1:11.04 [11] (0:11.70)	0:59.34 [11] (0:12.05)	0:47.29 [10] (0:11.71)	0:35.58 [10] (0:11.57)	0:24.01 [11] (0:11.67)	0:12.34 [11] (0:12.34)					
Average Speed [km/h]	50.3	60.8	61.8	59.7	61.4	62.0	61.6	58.3					
Top Speed [km/h]	61.8	62.8	62.2	61.3	62.7	63.1	63.1	60.2					
Avg. Dist. to Rail [m]	3.1	1.2	1.5	0.7	0.5	0.4	1.1	0.3					
Avg. Stride Freq. [Hz]	2.3	2.3	2.3	2.3	2.3	2.4	2.3	2.3					
Avg. Stride Length [m]	6.2	7.3	7.5	7.2	7.3	7.2	7.3	7.2					





DoombenProfessional

Race 7: SKY RACING BENCHMARK 85 Handicap - 1350m

11 June 2025 - 16:03



BRISBANE
RACING CLUB

Track Rating: Good 4, Weather: Fine, Rail Position: +9m Entire

Section					Overall	1200m	1000m	800m	600m	400m	Last 600m		
Field Times					1:19.53 (0:10.94)	1:08.59 (0:10.76)	0:57.83 (0:11.09)	0:46.74 (0:11.62)	0:35.12 (0:11.65)	0:23.47 (0:11.44)	0:35.12		
Rank	TAB	Horse/Jockey	Barrier	Top Speed [km/h]	Fastest Section								Distance Travelled [m]
1	7	TUFF TU MUS	5	67.8	0:10.82	1:19.53 [1]	1:08.49 [2]	0:57.67 [3]	0:46.33 [3]	0:34.82 [3]	0:23.30 [3]	0:34.82	
		Ryan Maloney		1200m	1200m	(0:11.04)	(0:10.82)	(0:11.34)	(0:11.51)	(0:11.52)	(0:11.27)		
2	13	HEMAN	1	67.6	0:10.80	1:19.75 [2]	1:08.30 [7]	0:57.50 [7]	0:45.93 [7]	0:34.54 [7]	0:23.04 [7]	0:34.54 -2	
		Craig Williams		1200m	1200m	(0:11.45)	(0:10.80)	(0:11.57)	(0:11.39)	(0:11.50)	(0:11.25)		
3	1	BETTCHA THE CROWN	3	67.2	0:10.87	1:19.78 [3]	1:08.56 [6]	0:57.69 [6]	0:46.18 [6]	0:34.80 [5]	0:23.30 [5]	0:34.80 -3	
		Georgina Cartwright		1200m	1200m	(0:11.22)	(0:10.87)	(0:11.51)	(0:11.38)	(0:11.50)	(0:11.29)		
4	9	SAILOR'S SECRET	8	68.7	0:10.59	1:20.02 [4]	1:08.86 [3]	0:58.27 [2]	0:47.14 [2]	0:35.40 [2]	0:23.87 [2]	0:35.40 +0	
		Damien Thornton		1200m	1200m	(0:11.16)	(0:10.59)	(0:11.13)	(0:11.74)	(0:11.53)	(0:11.43)		
5	11	INDIFFERENCE	4	67.3	0:10.86	1:20.26 [5]	1:09.08 [4]	0:58.22 [4]	0:46.94 [4]	0:35.43 [4]	0:23.87 [4]	0:35.43 -5	
		Kyle Wilson-Taylor		1200m	1200m	(0:11.18)	(0:10.86)	(0:11.28)	(0:11.51)	(0:11.56)	(0:11.49)		
6	5	OCTOBER	6	67.6	0:10.86	1:20.28 [6]	1:09.09 [5]	0:58.23 [5]	0:46.75 [5]	0:35.29 [6]	0:23.68 [6]	0:35.29 +1	
		Emily Lang		1200m	1200m	(0:11.19)	(0:10.86)	(0:11.48)	(0:11.46)	(0:11.61)	(0:11.45)		
7	2	HYPE	2	67.5	0:10.79	1:20.37 [7]	1:08.64 [8]	0:57.85 [8]	0:46.25 [8]	0:34.88 [8]	0:23.56 [8]	0:34.88 +0	
		Cobi Vitler		1200m	1200m	(0:11.73)	(0:10.79)	(0:11.60)	(0:11.37)	(0:11.32)	(0:11.45)		
8	4	REJOICED	7	68.3	0:10.76	1:20.71 [8]	1:09.77 [1]	0:59.01 [1]	0:47.92 [1]	0:36.30 [1]	0:24.65 [1]	0:36.30 -4	
		Les Tilley		1200m	1200m	(0:10.94)	(0:10.76)	(0:11.09)	(0:11.62)	(0:11.65)	(0:11.67)		

Scratched: Kaizad (#6), Northern Decree (#8), Sir Artie (#3), Scud (#12), Tonneofgrit (#10), Hooks (#14)



DoombenProfessional

Race 7: SKY RACING BENCHMARK 85 Handicap - 1350m

11 June 2025 - 16:03



BRISBANE
RACING CLUB

Track Rating: Good 4, Weather: Fine, Rail Position: +9m Entire

Section Field Times				200m 0:12.03 (0:12.03)				Last 600m 0:35.12	
Rank	TAB	Horse/Jockey	Barrier	Top Speed [km/h]	Fastest Section	Margin		Distance Travelled [m]	
1	7	TUFF TU MUS	5	67.8	0:10.82	0:12.03 [1]	1:19.53	0:34.82	
		Ryan Maloney		1200m	1200m	(0:12.03)			
2	13	HEMAN	1	67.6	0:10.80	0:11.79 [6]	1.28L	0:34.54	-2
		Craig Williams		1200m	1200m	(0:11.79)			
3	1	BETTCHA THE CROWN	3	67.2	0:10.87	0:12.01 [4]	1.43L	0:34.80	-3
		Georgina Cartwright		1200m	1200m	(0:12.01)			
4	9	SAILOR'S SECRET	8	68.7	0:10.59	0:12.44 [2]	2.89L	0:35.40	+0
		Damien Thornton		1200m	1200m	(0:12.44)			
5	11	INDIFFERENCE	4	67.3	0:10.86	0:12.38 [5]	4.25L	0:35.43	-5
		Kyle Wilson-Taylor		1200m	1200m	(0:12.38)			
6	5	OCTOBER	6	67.6	0:10.86	0:12.23 [7]	4.4L	0:35.29	+1
		Emily Lang		1200m	1200m	(0:12.23)			
7	2	HYPE	2	67.5	0:10.79	0:12.11 [8]	4.9L	0:34.88	+0
		Cobi Vitler		1200m	1200m	(0:12.11)			
8	4	REJOICED	7	68.3	0:10.76	0:12.98 [3]	6.92L	0:36.30	-4
		Les Tilley		1200m	1200m	(0:12.98)			

Scratched: Kaizad (#6), Northern Decree (#8), Sir Artie (#3), Scud (#12), Tonneofgrit (#10), Hooks (#14)



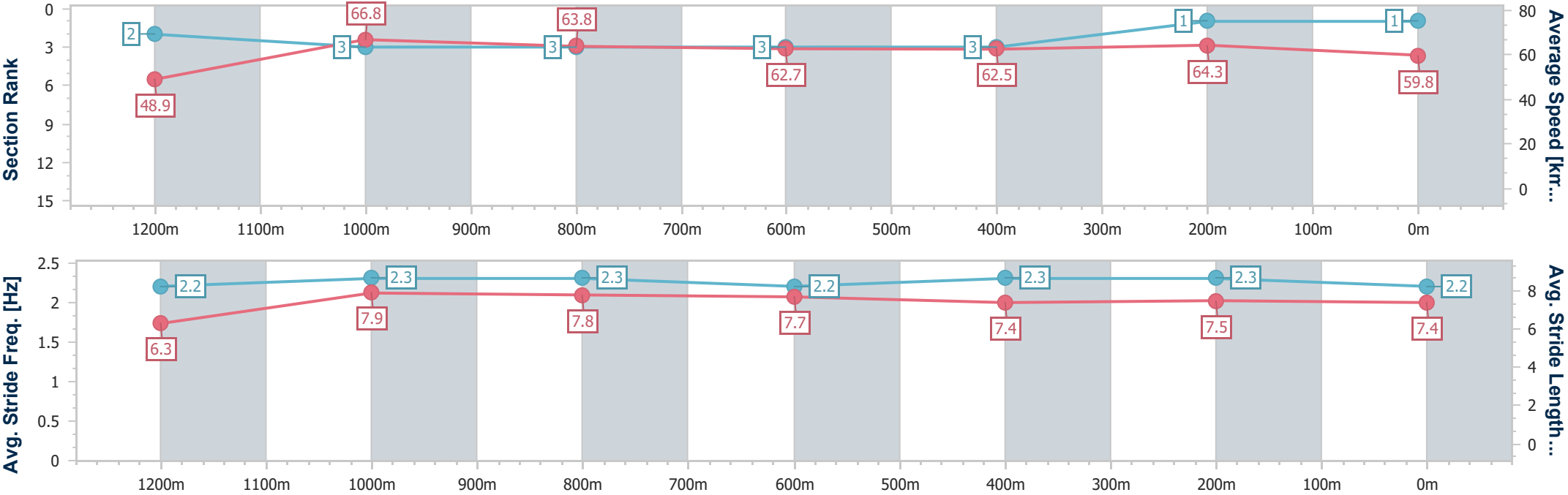
Horse/Jockey Name	Tuff Tu Mus
Final Rank	1
Fastest Section Time (Section)	0:10.82 (1200m)
Top Speed [km/h] (Section)	67.8 (1200m)
Race State	Finished



DoombenProfessional
Race 7: SKY RACING BENCHMARK 85 Handicap - 1350m
11 June 2025 - 16:03
Track Rating: Good 4, Weather: Fine, Rail Position: +9m Entire



Section	Overall	1200m	1000m	800m	600m	400m	200m						
Section Times	1:19.53 [1] (0:11.04)	1:08.49 [2] (0:10.82)	0:57.67 [3] (0:11.34)	0:46.33 [3] (0:11.51)	0:34.82 [3] (0:11.52)	0:23.30 [3] (0:11.27)	0:12.03 [1] (0:12.03)						
Average Speed [km/h]	48.9	66.8	63.8	62.7	62.5	64.3	59.8						
Top Speed [km/h]	65.4	67.8	66.8	63.7	63.3	65.0	63.2						
Avg. Dist. to Rail [m]	4.9	2.5	1.2	0.8	0.6	0.9	0.7						
Avg. Stride Freq. [Hz]	2.2	2.3	2.3	2.2	2.3	2.3	2.2						
Avg. Stride Length [m]	6.3	7.9	7.8	7.7	7.4	7.5	7.4						





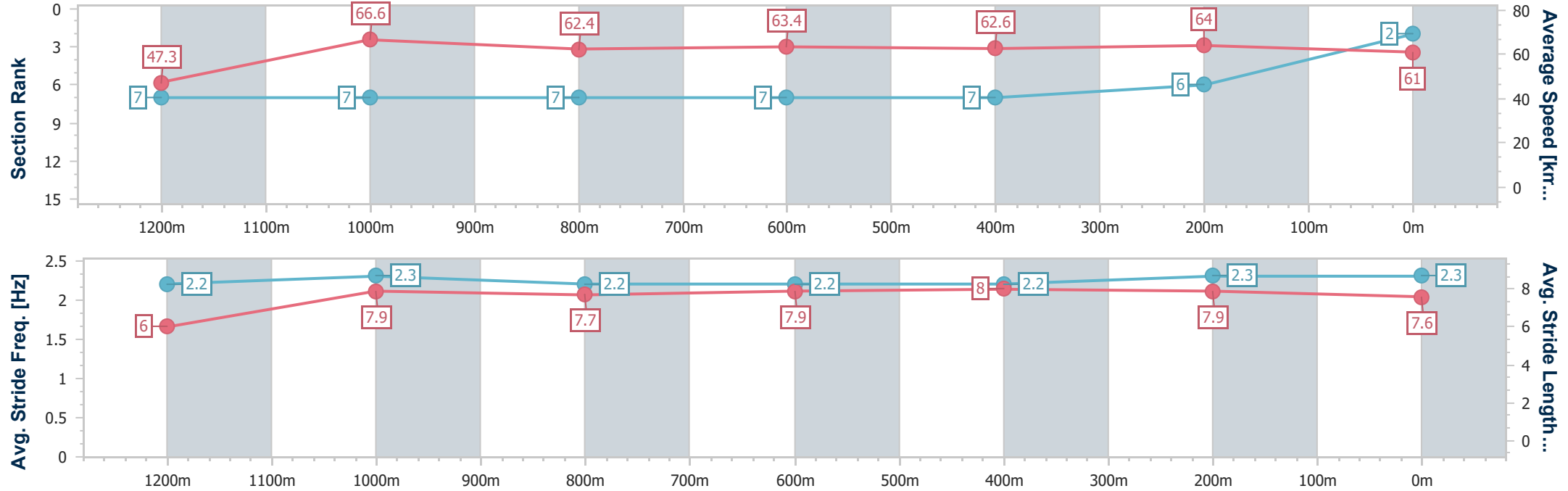
Horse/Jockey Name	Heman
Final Rank	2
Fastest Section Time (Section)	0:10.80 (1200m)
Top Speed [km/h] (Section)	67.6 (1200m)
Race State	Finished



DoombenProfessional
Race 7: SKY RACING BENCHMARK 85 Handicap - 1350m
11 June 2025 - 16:03
Track Rating: Good 4, Weather: Fine, Rail Position: +9m Entire



Section	Overall	1200m	1000m	800m	600m	400m	200m						
Section Times	1:19.75 [2] (0:11.45)	1:08.30 [7] (0:10.80)	0:57.50 [7] (0:11.57)	0:45.93 [7] (0:11.39)	0:34.54 [7] (0:11.50)	0:23.04 [7] (0:11.25)	0:11.79 [6] (0:11.79)						
Average Speed [km/h]	47.3	66.6	62.4	63.4	62.6	64.0	61.0						
Top Speed [km/h]	64.2	67.6	66.0	63.8	63.2	64.9	63.5						
Avg. Dist. to Rail [m]	1.8	2.1	1.3	0.7	0.2	1.9	3.7						
Avg. Stride Freq. [Hz]	2.2	2.3	2.2	2.2	2.2	2.3	2.3						
Avg. Stride Length [m]	6.0	7.9	7.7	7.9	8.0	7.9	7.6						





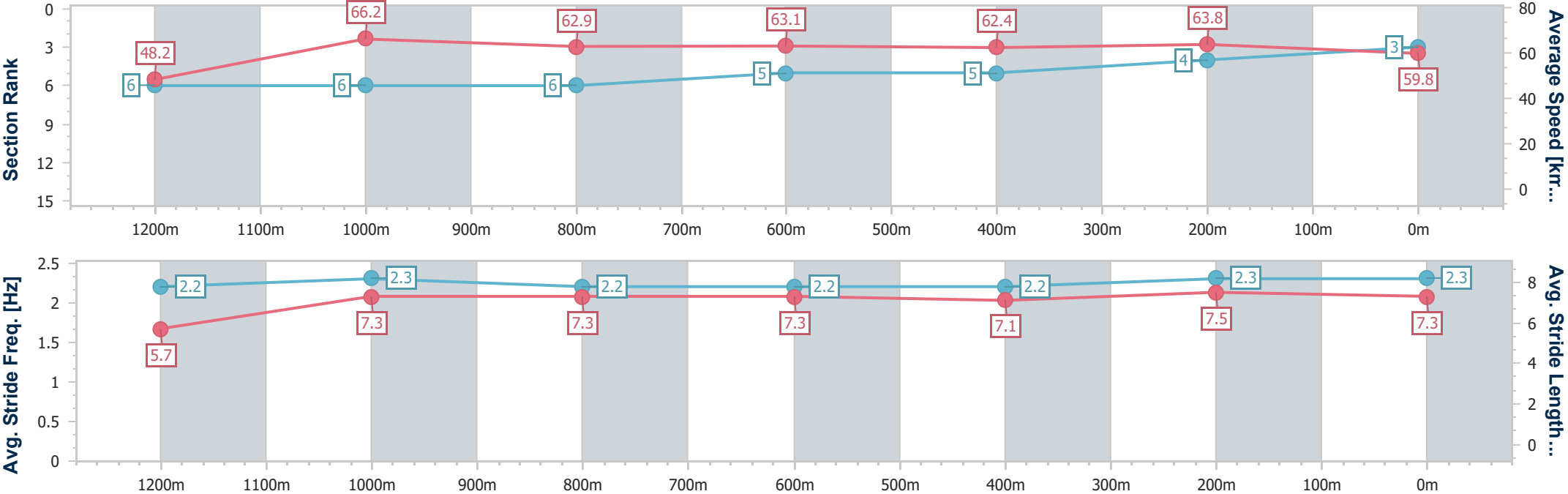
Horse/Jockey Name	Bettcha The Crown
Final Rank	3
Fastest Section Time (Section)	0:10.87 (1200m)
Top Speed [km/h] (Section)	67.2 (1200m)
Race State	Finished



DoombenProfessional
Race 7: SKY RACING BENCHMARK 85 Handicap - 1350m
11 June 2025 - 16:03
Track Rating: Good 4, Weather: Fine, Rail Position: +9m Entire



Section	Overall	1200m	1000m	800m	600m	400m	200m						
Section Times	1:19.78 [3] (0:11.22)	1:08.56 [6] (0:10.87)	0:57.69 [6] (0:11.51)	0:46.18 [6] (0:11.38)	0:34.80 [5] (0:11.50)	0:23.30 [5] (0:11.29)	0:12.01 [4] (0:12.01)						
Average Speed [km/h]	48.2	66.2	62.9	63.1	62.4	63.8	59.8						
Top Speed [km/h]	65.4	67.2	66.5	63.8	63.0	64.4	62.7						
Avg. Dist. to Rail [m]	3.0	0.8	0.6	0.4	0.7	1.3	2.5						
Avg. Stride Freq. [Hz]	2.2	2.3	2.2	2.2	2.2	2.3	2.3						
Avg. Stride Length [m]	5.7	7.3	7.3	7.3	7.1	7.5	7.3						





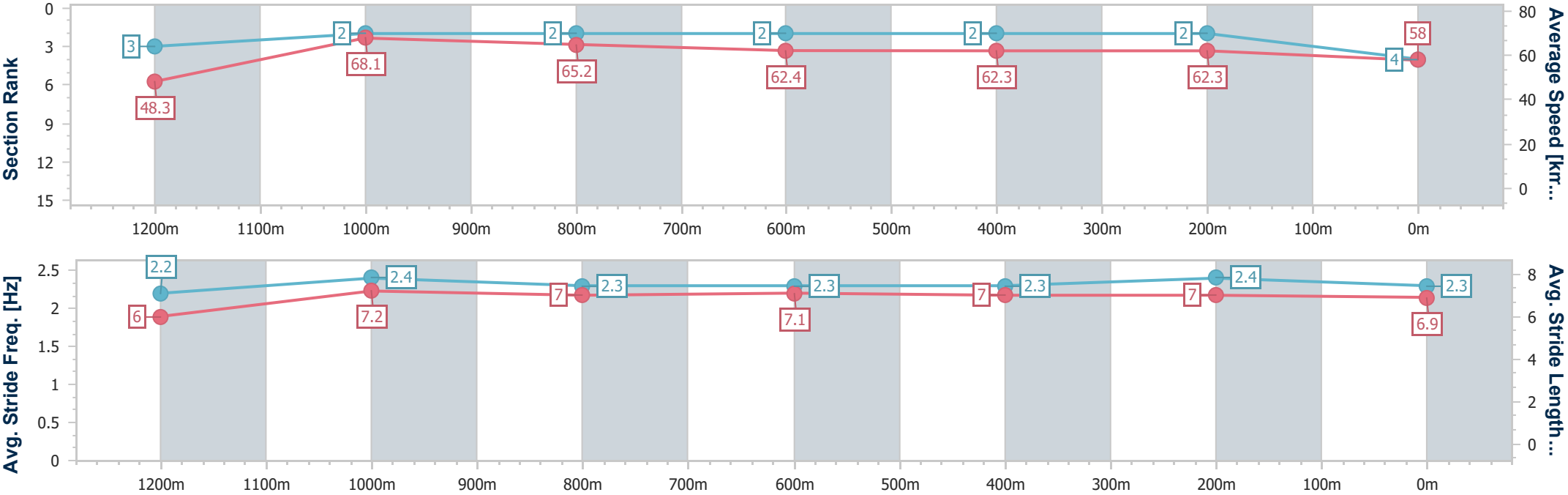
Horse/Jockey Name	Sailor's Secret
Final Rank	4
Fastest Section Time (Section)	0:10.59 (1200m)
Top Speed [km/h] (Section)	68.7 (1200m)
Race State	Finished



DoombenProfessional
Race 7: SKY RACING BENCHMARK 85 Handicap - 1350m
11 June 2025 - 16:03
Track Rating: Good 4, Weather: Fine, Rail Position: +9m Entire



Section	Overall	1200m	1000m	800m	600m	400m	200m						
Section Times	1:20.02 [4] (0:11.16)	1:08.86 [3] (0:10.59)	0:58.27 [2] (0:11.13)	0:47.14 [2] (0:11.74)	0:35.40 [2] (0:11.53)	0:23.87 [2] (0:11.43)	0:12.44 [2] (0:12.44)						
Average Speed [km/h]	48.3	68.1	65.2	62.4	62.3	62.3	58.0						
Top Speed [km/h]	67.5	68.7	68.7	64.5	62.8	63.6	61.2						
Avg. Dist. to Rail [m]	8.4	5.5	3.5	2.9	1.1	2.2	0.9						
Avg. Stride Freq. [Hz]	2.2	2.4	2.3	2.3	2.3	2.4	2.3						
Avg. Stride Length [m]	6.0	7.2	7.0	7.1	7.0	7.0	6.9						





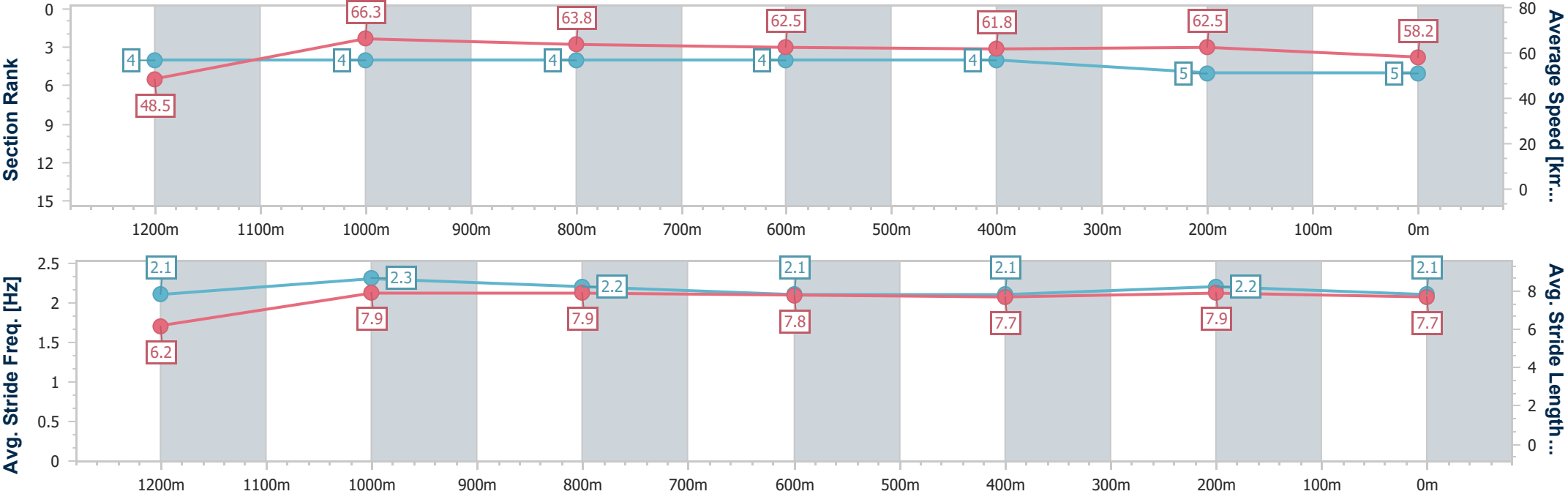
Horse/Jockey Name	Indifference
Final Rank	5
Fastest Section Time (Section)	0:10.86 (1200m)
Top Speed [km/h] (Section)	67.3 (1200m)
Race State	Finished



DoombenProfessional
Race 7: SKY RACING BENCHMARK 85 Handicap - 1350m
11 June 2025 - 16:03
Track Rating: Good 4, Weather: Fine, Rail Position: +9m Entire



Section	Overall	1200m	1000m	800m	600m	400m	200m						
Section Times	1:20.26 [5] (0:11.18)	1:09.08 [4] (0:10.86)	0:58.22 [4] (0:11.28)	0:46.94 [4] (0:11.51)	0:35.43 [4] (0:11.56)	0:23.87 [4] (0:11.49)	0:12.38 [5] (0:12.38)						
Average Speed [km/h]	48.5	66.3	63.8	62.5	61.8	62.5	58.2						
Top Speed [km/h]	65.4	67.3	66.0	63.8	62.4	63.1	61.3						
Avg. Dist. to Rail [m]	4.1	2.1	0.6	0.5	1.4	1.0	1.4						
Avg. Stride Freq. [Hz]	2.1	2.3	2.2	2.1	2.1	2.2	2.1						
Avg. Stride Length [m]	6.2	7.9	7.9	7.8	7.7	7.9	7.7						





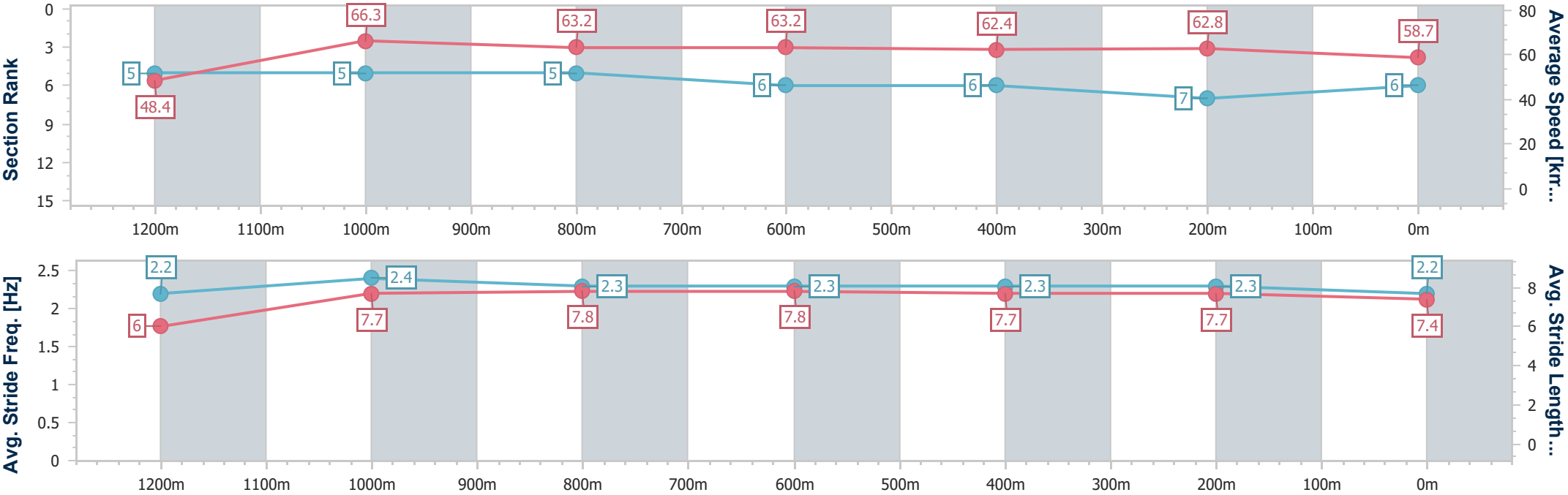
Horse/Jockey Name	October
Final Rank	6
Fastest Section Time (Section)	0:10.86 (1200m)
Top Speed [km/h] (Section)	67.6 (1200m)
Race State	Finished



DoombenProfessional
Race 7: SKY RACING BENCHMARK 85 Handicap - 1350m
11 June 2025 - 16:03
Track Rating: Good 4, Weather: Fine, Rail Position: +9m Entire



Section	Overall	1200m	1000m	800m	600m	400m	200m						
Section Times	1:20.28 [6] (0:11.19)	1:09.09 [5] (0:10.86)	0:58.23 [5] (0:11.48)	0:46.75 [5] (0:11.46)	0:35.29 [6] (0:11.61)	0:23.68 [6] (0:11.45)	0:12.23 [7] (0:12.23)						
Average Speed [km/h]	48.4	66.3	63.2	63.2	62.4	62.8	58.7						
Top Speed [km/h]	67.3	67.6	66.8	64.3	63.2	63.9	61.6						
Avg. Dist. to Rail [m]	6.5	4.3	2.2	1.9	0.7	1.3	4.3						
Avg. Stride Freq. [Hz]	2.2	2.4	2.3	2.3	2.3	2.3	2.2						
Avg. Stride Length [m]	6.0	7.7	7.8	7.8	7.7	7.7	7.4						





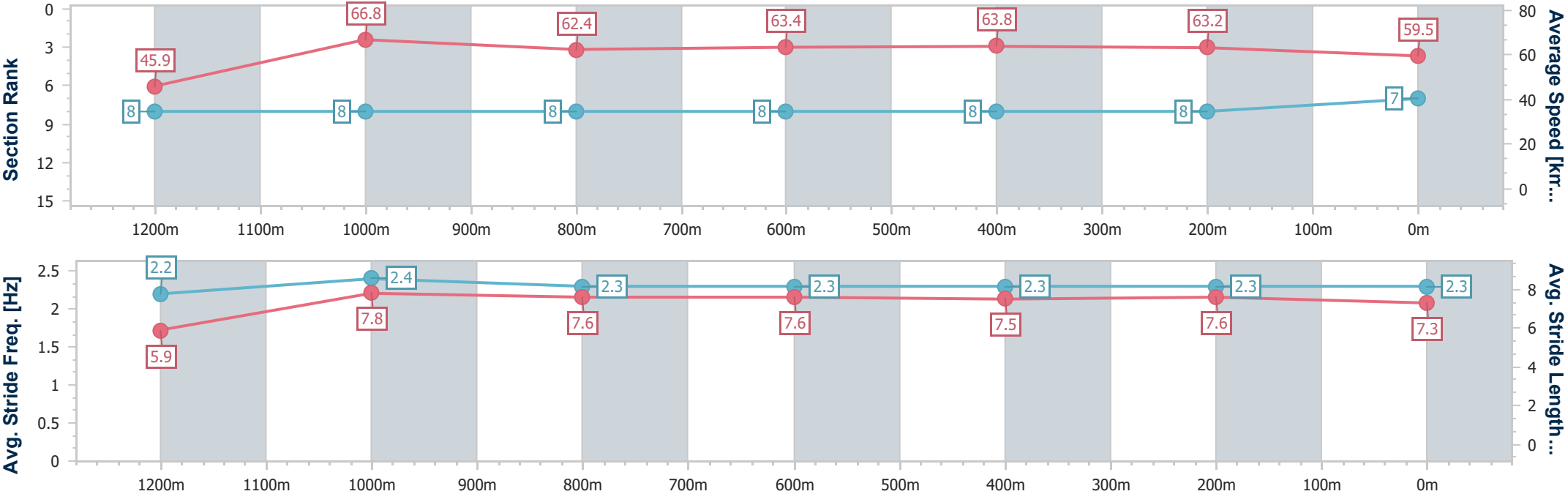
Horse/Jockey Name	Hype
Final Rank	7
Fastest Section Time (Section)	0:10.79 (1200m)
Top Speed [km/h] (Section)	67.5 (1200m)
Race State	Finished



DoombenProfessional
Race 7: SKY RACING BENCHMARK 85 Handicap - 1350m
11 June 2025 - 16:03
Track Rating: Good 4, Weather: Fine, Rail Position: +9m Entire



Section	Overall	1200m	1000m	800m	600m	400m	200m						
Section Times	1:20.37 [7] (0:11.73)	1:08.64 [8] (0:10.79)	0:57.85 [8] (0:11.60)	0:46.25 [8] (0:11.37)	0:34.88 [8] (0:11.32)	0:23.56 [8] (0:11.45)	0:12.11 [8] (0:12.11)						
Average Speed [km/h]	45.9	66.8	62.4	63.4	63.8	63.2	59.5						
Top Speed [km/h]	66.0	67.5	66.0	64.6	64.3	63.9	61.9						
Avg. Dist. to Rail [m]	3.8	3.9	2.4	0.4	1.0	2.2	0.6						
Avg. Stride Freq. [Hz]	2.2	2.4	2.3	2.3	2.3	2.3	2.3						
Avg. Stride Length [m]	5.9	7.8	7.6	7.6	7.5	7.6	7.3						





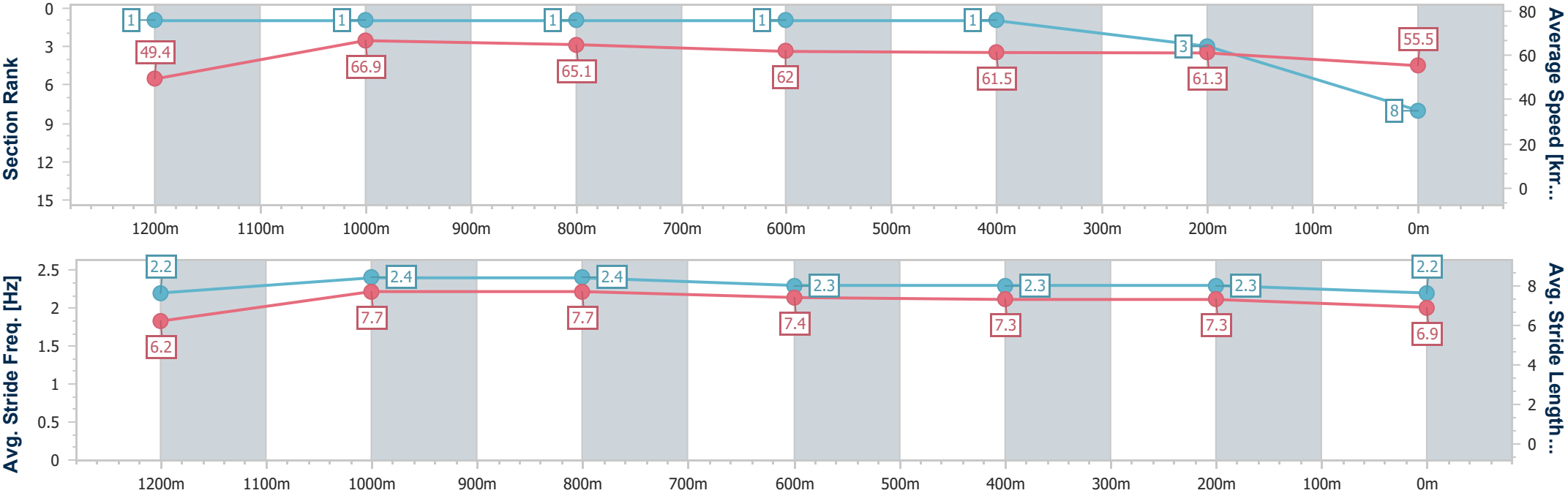
Horse/Jockey Name	Rejoiced
Final Rank	8
Fastest Section Time (Section)	0:10.76 (1200m)
Top Speed [km/h] (Section)	68.3 (1200m)
Race State	Finished



DoombenProfessional
Race 7: SKY RACING BENCHMARK 85 Handicap - 1350m
11 June 2025 - 16:03
Track Rating: Good 4, Weather: Fine, Rail Position: +9m Entire



Section	Overall	1200m	1000m	800m	600m	400m	200m						
Section Times	1:20.71 [8] (0:10.94)	1:09.77 [1] (0:10.76)	0:59.01 [1] (0:11.09)	0:47.92 [1] (0:11.62)	0:36.30 [1] (0:11.65)	0:24.65 [1] (0:11.67)	0:12.98 [3] (0:12.98)						
Average Speed [km/h]	49.4	66.9	65.1	62.0	61.5	61.3	55.5						
Top Speed [km/h]	66.2	68.3	66.9	62.9	62.5	62.1	59.8						
Avg. Dist. to Rail [m]	7.1	4.0	1.0	0.3	1.0	1.6	1.8						
Avg. Stride Freq. [Hz]	2.2	2.4	2.4	2.3	2.3	2.3	2.2						
Avg. Stride Length [m]	6.2	7.7	7.7	7.4	7.3	7.3	6.9						





DoombenProfessional

Race 8: LADBROKES MATES MODE POTS Class 1 Handicap - 1350m

11 June 2025 - 16:36



BRISBANE
RACING CLUB

Track Rating: Good 4, Weather: Fine, Rail Position: +9m Entire

Section		Overall				1200m	1000m	800m	600m	400m	Last 600m	
Field Times		1:21.03				1:10.09	0:59.15	0:47.44	0:35.49	0:23.59	0:35.49	
		(0:10.94)				(0:10.94)	(0:11.71)	(0:11.95)	(0:11.90)	(0:11.74)		
Rank	TAB	Horse/Jockey	Barrier	Top Speed [km/h]	Fastest Section							Distance Travelled [m]
1	4	NOBLE DECREE	3	66.2	0:11.03	1:21.03 [1]	1:10.00 [3]	0:58.92 [3]	0:47.11 [5]	0:35.17 [4]	0:23.35 [3]	0:35.17
		Craig Williams		1200m	Overall	(0:11.03)	(0:11.08)	(0:11.81)	(0:11.94)	(0:11.82)	(0:11.57)	
2	20	LOCH AWE	4	66.3	0:11.04	1:21.26 [2]	1:09.93 [6]	0:58.89 [7]	0:47.15 [6]	0:35.24 [6]	0:23.41 [6]	0:35.24 +0
		Luke Dempsey		1200m	1200m	(0:11.33)	(0:11.04)	(0:11.74)	(0:11.91)	(0:11.83)	(0:11.53)	
3	10	SIMPLY FUN	2	65.5	0:11.05	1:21.30 [3]	1:10.25 [4]	0:59.18 [4]	0:47.41 [4]	0:35.40 [5]	0:23.49 [5]	0:35.40 -1
		Georgina Cartwright		1200m	Overall	(0:11.05)	(0:11.07)	(0:11.77)	(0:12.01)	(0:11.91)	(0:11.57)	
4	6	COLLEANO	6	66.8	0:10.94	1:21.33 [4]	1:10.39 [1]	0:59.44 [2]	0:47.73 [2]	0:35.77 [2]	0:23.89 [1]	0:35.77 -6
		Nikita Beriman		1200m	Overall	(0:10.94)	(0:10.95)	(0:11.71)	(0:11.96)	(0:11.88)	(0:11.74)	
5	14	BLONDE ON BLONDE	1	65.5	0:11.15	1:21.51 [5]	1:10.30 [5]	0:59.15 [6]	0:47.39 [7]	0:35.38 [8]	0:23.60 [8]	0:35.38 -4
		Cejay Graham		1200m	1200m	(0:11.21)	(0:11.15)	(0:11.76)	(0:12.01)	(0:11.78)	(0:11.69)	
6	2	STARLIGHT NATION	12	65.7	0:11.01	1:21.55 [6]	1:09.75 [10]	0:58.74 [10]	0:47.19 [9]	0:35.31 [9]	0:23.50 [9]	0:35.31 +4
		Andrew Mallyon		1200m	1200m	(0:11.80)	(0:11.01)	(0:11.55)	(0:11.88)	(0:11.81)	(0:11.38)	
7	1	MISS BUSSLINGER	9	66.4	0:11.01	1:21.63 [7]	1:10.05 [9]	0:59.04 [8]	0:47.44 [8]	0:35.54 [7]	0:23.72 [7]	0:35.54 +3
		Cobi Vitler		1200m	1200m	(0:11.58)	(0:11.01)	(0:11.60)	(0:11.90)	(0:11.82)	(0:11.72)	
8	16	SPIRIT OF NURAI	5	66.3	0:11.03	1:21.70 [8]	1:10.13 [8]	0:59.10 [9]	0:47.30 [11]	0:35.32 [10]	0:23.58 [10]	0:35.32 -1
		Micheal Hellyer		1200m	1200m	(0:11.57)	(0:11.03)	(0:11.80)	(0:11.98)	(0:11.74)	(0:11.49)	
9	5	CELESTIAL BLAZE	8	67.1	0:10.89	1:21.72 [9]	1:10.73 [2]	0:59.84 [1]	0:48.13 [1]	0:36.18 [1]	0:24.18 [2]	0:36.18 +0
		Angela Jones		1200m	1200m	(0:10.99)	(0:10.89)	(0:11.71)	(0:11.95)	(0:12.00)	(0:11.76)	
10	18	WORTHY ENUFF	10	65.1	0:11.29	1:21.73 [10]	1:09.89 [11]	0:58.60 [12]	0:46.96 [12]	0:35.20 [12]	0:23.41 [12]	0:35.20 +1
		Tahlia Fenlon		400m	1200m	(0:11.84)	(0:11.29)	(0:11.64)	(0:11.76)	(0:11.79)	(0:11.40)	

Scratched: Trevenson (#22), First Man (#3), Headhunter (#7), Malarina (#12), Bernice's Spirit (#17), Nagamie (#8), Prominent Lad (#9), Data Scramble (#11), Retainer (#13), Caishen (#15)

Report Created: Wed 11 June 2025 17:00 GMT+10 (Note: Timing is based on position data)

Page 1/16

[] Ranking at each section and finish
-:-:- No data available at this section
NA No data available

SCN Saddle cloth number
DNF Did not finish
DNT Did not track

data processed by  TRIPLESDATA



DoombenProfessional

Race 8: LADBROKES MATES MODE POTS Class 1 Handicap - 1350m

11 June 2025 - 16:36



BRISBANE
RACING CLUB

Track Rating: Good 4, Weather: Fine, Rail Position: +9m Entire

Section						Overall	1200m	1000m	800m	600m	400m	Last 600m	
Field Times						1:21.03 (0:10.94)	1:10.09 (0:10.94)	0:59.15 (0:11.71)	0:47.44 (0:11.95)	0:35.49 (0:11.90)	0:23.59 (0:11.74)	0:35.49	
Rank	TAB	Horse/Jockey	Barrier	Top Speed [km/h]	Fastest Section							Distance Travelled [m]	
11	21	RANGER ENJAY	11	66.4	0:10.92	1:21.76 [11]	1:09.83 [12]	0:58.91 [11]	0:47.39 [10]	0:35.35 [11]	0:23.56 [11]	0:35.35	-3
		Robbie Dolan		1200m	1200m	(0:11.93)	(0:10.92)	(0:11.52)	(0:12.04)	(0:11.79)	(0:11.61)		
12	19	GUNBOAT	7	66.3	0:10.92	1:23.36 [12]	1:11.93 [7]	1:01.01 [5]	0:49.57 [3]	0:37.64 [3]	0:25.65 [4]	0:37.64	+3
		Emily Lang		1200m	1200m	(0:11.43)	(0:10.92)	(0:11.44)	(0:11.93)	(0:11.99)	(0:12.29)		

Scratched: Trevenson (#22), First Man (#3), Headhunter (#7), Malarina (#12), Bernice's Spirit (#17), Nagamie (#8), Prominent Lad (#9), Data Scramble (#11), Retainer (#13), Caishen (#15)



DoombenProfessional

Race 8: LADBROKES MATES MODE POTS Class 1 Handicap - 1350m

11 June 2025 - 16:36



BRISBANE
RACING CLUB

Track Rating: Good 4, Weather: Fine, Rail Position: +9m Entire

Section Field Times				200m 0:11.85 (0:11.85)		Last 600m 0:35.49			
Rank	TAB	Horse/Jockey	Barrier	Top Speed [km/h]	Fastest Section	Margin			Distance Travelled [m]
1	4	NOBLE DECREE	3	66.2	0:11.03	0:11.78 [2]	1:21.03		0:35.17
		Craig Williams		1200m	Overall	(0:11.78)			
2	20	LOCH AWE	4	66.3	0:11.04	0:11.88 [5]	1.36L		0:35.24 +0
		Luke Dempsey		1200m	1200m	(0:11.88)			
3	10	SIMPLY FUN	2	65.5	0:11.05	0:11.92 [4]	1.54L		0:35.40 -1
		Georgina Cartwright		1200m	Overall	(0:11.92)			
4	6	COLLEANO	6	66.8	0:10.94	0:12.15 [1]	1.76L		0:35.77 -6
		Nikita Beriman		1200m	Overall	(0:12.15)			
5	14	BLONDE ON BLONDE	1	65.5	0:11.15	0:11.91 [7]	2.83L		0:35.38 -4
		Cejay Graham		1200m	1200m	(0:11.91)			
6	2	STARLIGHT NATION	12	65.7	0:11.01	0:12.12 [6]	3.06L		0:35.31 +4
		Andrew Mallyon		1200m	1200m	(0:12.12)			
7	1	MISS BUSSLINGER	9	66.4	0:11.01	0:12.00 [9]	3.54L		0:35.54 +3
		Cobi Vitler		1200m	1200m	(0:12.00)			
8	16	SPIRIT OF NURAI	5	66.3	0:11.03	0:12.09 [8]	3.91L		0:35.32 -1
		Micheal Hellyer		1200m	1200m	(0:12.09)			
9	5	CELESTIAL BLAZE	8	67.1	0:10.89	0:12.42 [3]	4.07L		0:36.18 +0
		Angela Jones		1200m	1200m	(0:12.42)			
10	18	WORTHY ENUFF	10	65.1	0:11.29	0:12.01 [10]	4.13L		0:35.20 +1
		Tahlia Fenlon		400m	1200m	(0:12.01)			

Scratched: Trevenson (#22), First Man (#3), Headhunter (#7), Malarina (#12), Bernice's Spirit (#17), Nagamie (#8), Prominent Lad (#9), Data Scramble (#11), Retainer (#13), Caishen (#15)

Report Created: Wed 11 June 2025 17:00 GMT+10 (Note: Timing is based on position data)

Page 3/16

[] Ranking at each section and finish
-:-:- No data available at this section
NA No data available

SCN Saddle cloth number
DNF Did not finish
DNT Did not track

data processed by  TRIPLESDATA



DoombenProfessional

Race 8: LADBROKES MATES MODE POTS Class 1 Handicap - 1350m

11 June 2025 - 16:36



BRISBANE
RACING CLUB

Track Rating: Good 4, Weather: Fine, Rail Position: +9m Entire

Section		200m					Last 600m		
Field Times		0:11.85 (0:11.85)					0:35.49		
Rank	TAB	Horse/Jockey	Barrier	Top Speed [km/h]	Fastest Section	Margin		Distance Travelled [m]	
11	21	RANGER ENJAY	11	66.4	0:10.92	0:11.95 [11]	4.29L	0:35.35	-3
		Robbie Dolan		1200m	1200m	(0:11.95)			
12	19	GUNBOAT	7	66.3	0:10.92	0:13.36 [12]	13.69L	0:37.64	+3
		Emily Lang		1200m	1200m	(0:13.36)			

Scratched: Trevenson (#22), First Man (#3), Headhunter (#7), Malarina (#12), Bernice's Spirit (#17), Nagamie (#8), Prominent Lad (#9), Data Scramble (#11), Retainer (#13), Caishen (#15)



Horse/Jockey Name	Noble Decree
Final Rank	1
Fastest Section Time (Section)	0:11.03 (Overall)
Top Speed [km/h] (Section)	66.2 (1200m)
Race State	Finished

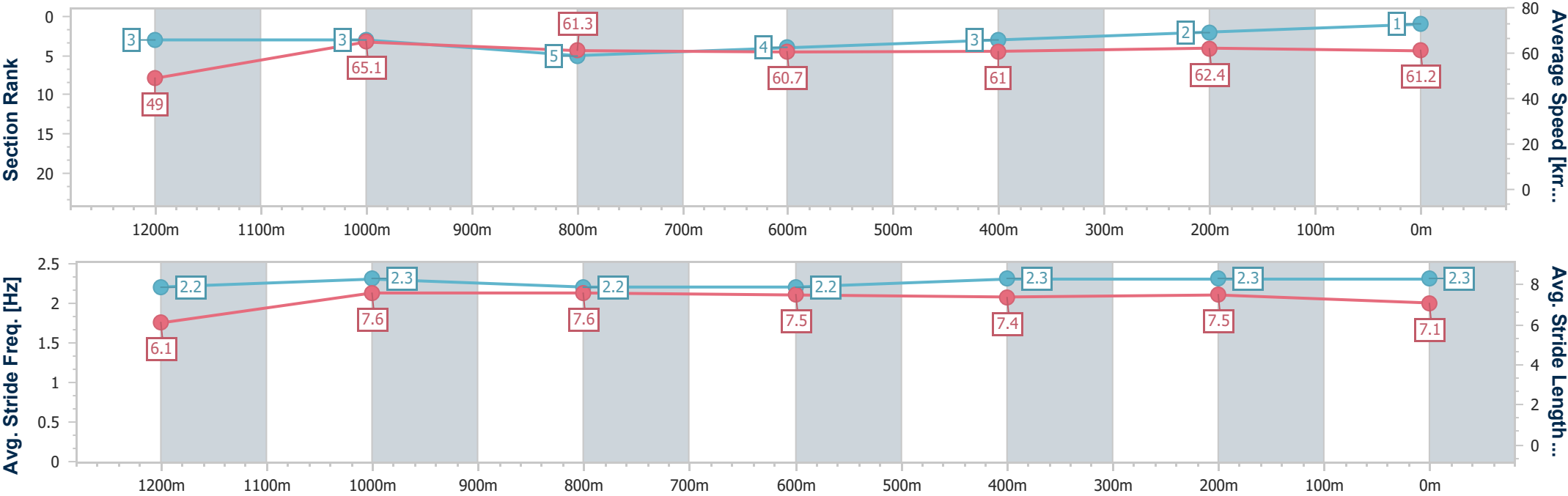


DoombenProfessional
Race 8: LADBROKES MATES MODE POTS Class 1 Handicap -
1350m
11 June 2025 - 16:36
Track Rating: Good 4, Weather: Fine, Rail Position: +9m Entire



BRISBANE
RACING CLUB

Section	Overall	1200m	1000m	800m	600m	400m	200m						
Section Times	1:21.03 [1] (0:11.03)	1:10.00 [3] (0:11.08)	0:58.92 [3] (0:11.81)	0:47.11 [5] (0:11.94)	0:35.17 [4] (0:11.82)	0:23.35 [3] (0:11.57)	0:11.78 [2] (0:11.78)						
Average Speed [km/h]	49.0	65.1	61.3	60.7	61.0	62.4	61.2						
Top Speed [km/h]	65.4	66.2	64.2	61.1	61.8	62.9	63.5						
Avg. Dist. to Rail [m]	2.6	1.3	1.5	1.0	0.6	1.2	4.9						
Avg. Stride Freq. [Hz]	2.2	2.3	2.2	2.2	2.3	2.3	2.3						
Avg. Stride Length [m]	6.1	7.6	7.6	7.5	7.4	7.5	7.1						





Horse/Jockey Name	Loch Awe
Final Rank	2
Fastest Section Time (Section)	0:11.04 (1200m)
Top Speed [km/h] (Section)	66.3 (1200m)
Race State	Finished

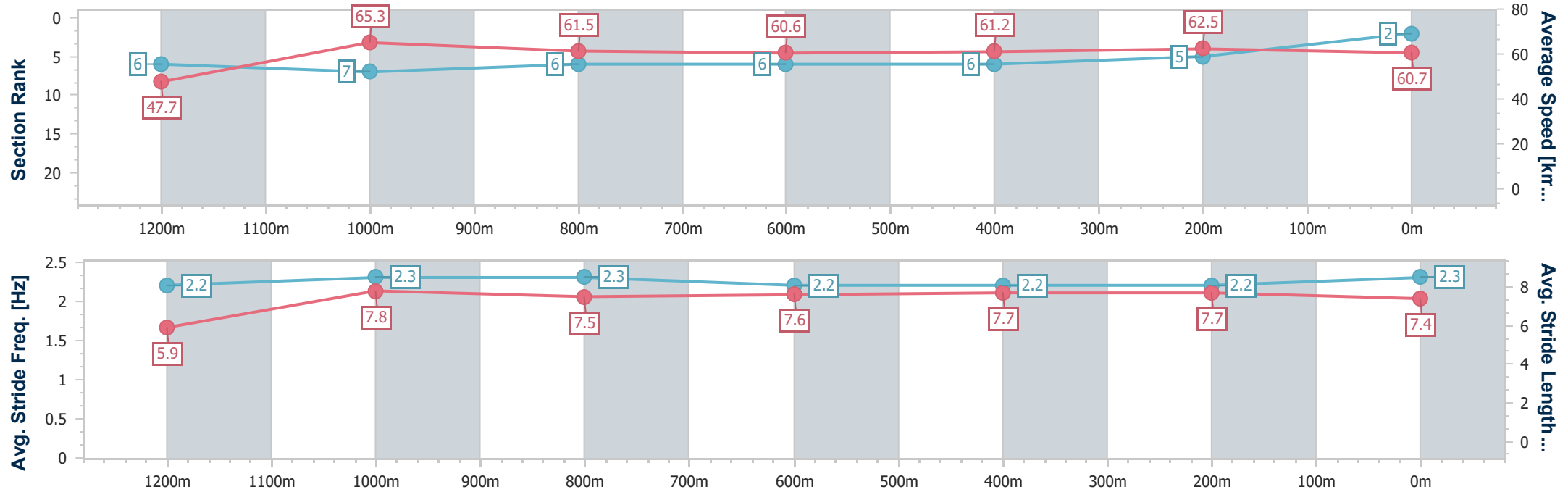


DoombenProfessional
Race 8: LADBROKES MATES MODE POTS Class 1 Handicap -
1350m
11 June 2025 - 16:36
Track Rating: Good 4, Weather: Fine, Rail Position: +9m Entire



BRISBANE
RACING CLUB

Section	Overall	1200m	1000m	800m	600m	400m	200m						
Section Times	1:21.26 [2] (0:11.33)	1:09.93 [6] (0:11.04)	0:58.89 [7] (0:11.74)	0:47.15 [6] (0:11.91)	0:35.24 [6] (0:11.83)	0:23.41 [6] (0:11.53)	0:11.88 [5] (0:11.88)						
Average Speed [km/h]	47.7	65.3	61.5	60.6	61.2	62.5	60.7						
Top Speed [km/h]	64.7	66.3	64.6	61.2	61.6	63.5	62.9						
Avg. Dist. to Rail [m]	3.5	1.7	0.9	0.5	0.7	2.6	5.6						
Avg. Stride Freq. [Hz]	2.2	2.3	2.3	2.2	2.2	2.2	2.3						
Avg. Stride Length [m]	5.9	7.8	7.5	7.6	7.7	7.7	7.4						





Horse/Jockey Name	Simply Fun
Final Rank	3
Fastest Section Time (Section)	0:11.05 (Overall)
Top Speed [km/h] (Section)	65.5 (1200m)
Race State	Finished

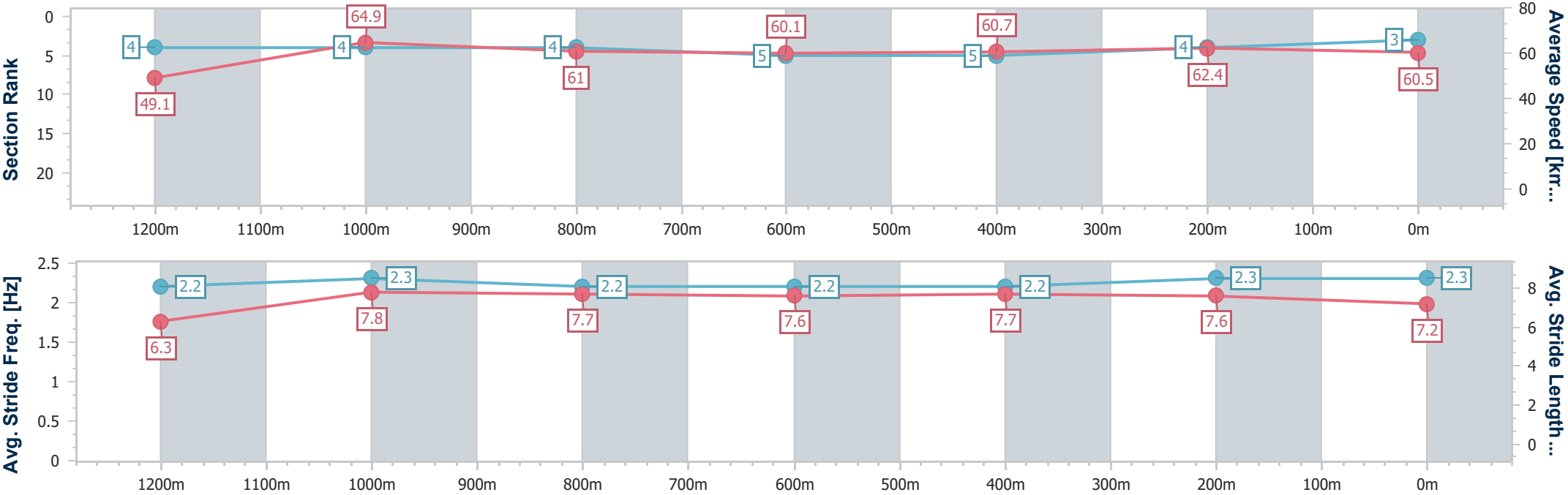


DoombenProfessional
Race 8: LADBROKES MATES MODE POTS Class 1 Handicap -
1350m
11 June 2025 - 16:36
Track Rating: Good 4, Weather: Fine, Rail Position: +9m Entire



BRISBANE
RACING CLUB

Section	Overall	1200m	1000m	800m	600m	400m	200m						
Section Times	1:21.30 [3] (0:11.05)	1:10.25 [4] (0:11.07)	0:59.18 [4] (0:11.77)	0:47.41 [4] (0:12.01)	0:35.40 [5] (0:11.91)	0:23.49 [5] (0:11.57)	0:11.92 [4] (0:11.92)						
Average Speed [km/h]	49.1	64.9	61.0	60.1	60.7	62.4	60.5						
Top Speed [km/h]	65.2	65.5	64.3	60.5	61.7	63.6	63.2						
Avg. Dist. to Rail [m]	1.5	0.8	0.5	0.6	0.8	0.2	0.9						
Avg. Stride Freq. [Hz]	2.2	2.3	2.2	2.2	2.2	2.3	2.3						
Avg. Stride Length [m]	6.3	7.8	7.7	7.6	7.7	7.6	7.2						





Horse/Jockey Name	Colleano
Final Rank	4
Fastest Section Time (Section)	0:10.94 (Overall)
Top Speed [km/h] (Section)	66.8 (1200m)
Race State	Finished

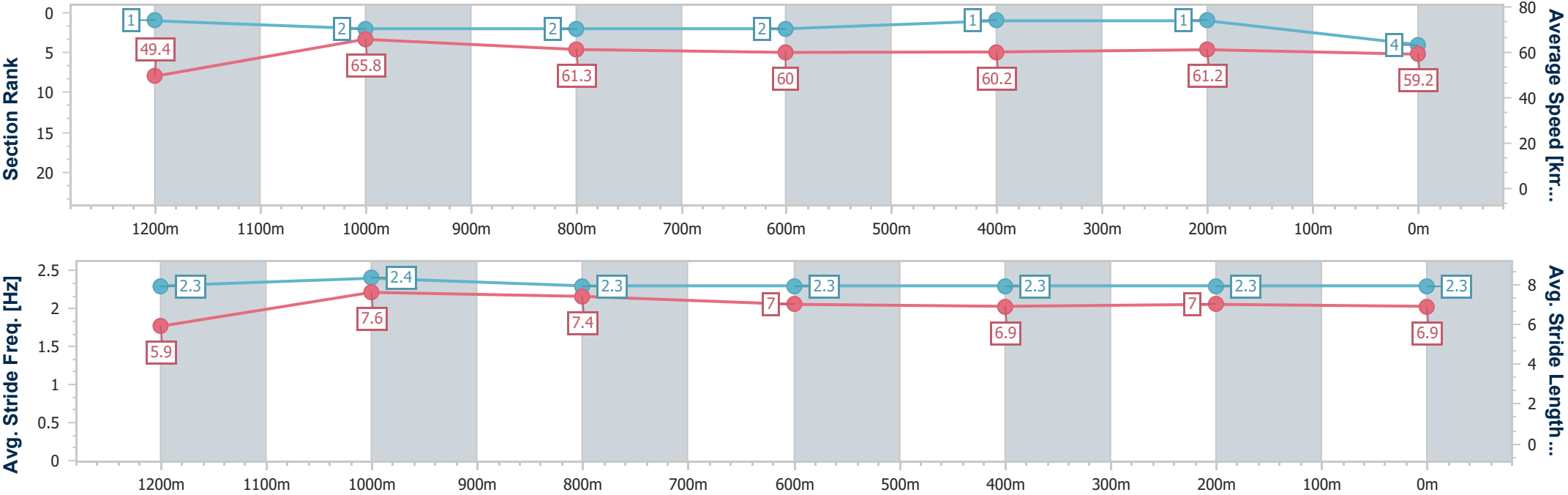


DoombenProfessional
Race 8: LADBROKES MATES MODE POTS Class 1 Handicap -
1350m
11 June 2025 - 16:36
Track Rating: Good 4, Weather: Fine, Rail Position: +9m Entire



BRISBANE
RACING CLUB

Section	Overall	1200m	1000m	800m	600m	400m	200m						
Section Times	1:21.33 [4] (0:10.94)	1:10.39 [1] (0:10.95)	0:59.44 [2] (0:11.71)	0:47.73 [2] (0:11.96)	0:35.77 [2] (0:11.88)	0:23.89 [1] (0:11.74)	0:12.15 [1] (0:12.15)						
Average Speed [km/h]	49.4	65.8	61.3	60.0	60.2	61.2	59.2						
Top Speed [km/h]	66.4	66.8	64.2	61.2	61.2	62.0	60.6						
Avg. Dist. to Rail [m]	4.7	1.9	0.1	0.6	1.3	0.9	0.3						
Avg. Stride Freq. [Hz]	2.3	2.4	2.3	2.3	2.3	2.3	2.3						
Avg. Stride Length [m]	5.9	7.6	7.4	7.0	6.9	7.0	6.9						





Horse/Jockey Name	Blonde On Blonde
Final Rank	5
Fastest Section Time (Section)	0:11.15 (1200m)
Top Speed [km/h] (Section)	65.5 (1200m)
Race State	Finished

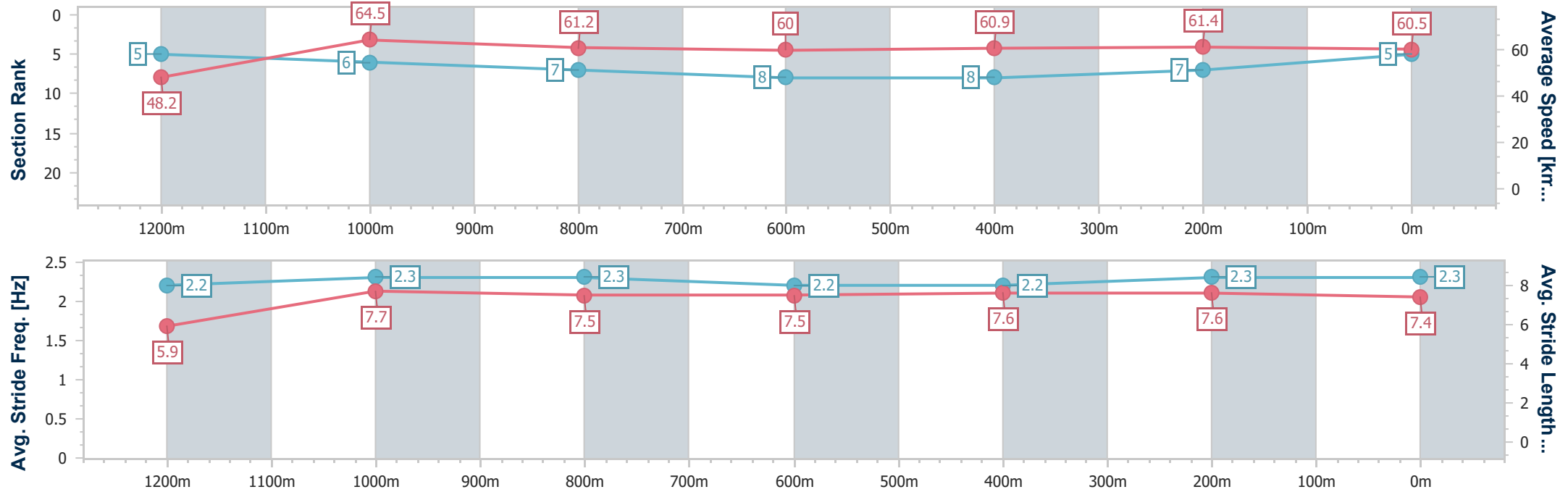


DoombenProfessional
Race 8: LADBROKES MATES MODE POTS Class 1 Handicap - 1350m
11 June 2025 - 16:36
Track Rating: Good 4, Weather: Fine, Rail Position: +9m Entire



BRISBANE
RACING CLUB

Section	Overall	1200m	1000m	800m	600m	400m	200m						
Section Times	1:21.51 [5] (0:11.21)	1:10.30 [5] (0:11.15)	0:59.15 [6] (0:11.76)	0:47.39 [7] (0:12.01)	0:35.38 [8] (0:11.78)	0:23.60 [8] (0:11.69)	0:11.91 [7] (0:11.91)						
Average Speed [km/h]	48.2	64.5	61.2	60.0	60.9	61.4	60.5						
Top Speed [km/h]	63.9	65.5	64.1	60.7	61.6	62.3	62.1						
Avg. Dist. to Rail [m]	0.6	0.2	0.2	0.1	0.9	0.8	0.7						
Avg. Stride Freq. [Hz]	2.2	2.3	2.3	2.2	2.2	2.3	2.3						
Avg. Stride Length [m]	5.9	7.7	7.5	7.5	7.6	7.6	7.4						





Horse/Jockey Name	Starlight Nation
Final Rank	6
Fastest Section Time (Section)	0:11.01 (1200m)
Top Speed [km/h] (Section)	65.7 (1200m)
Race State	Finished

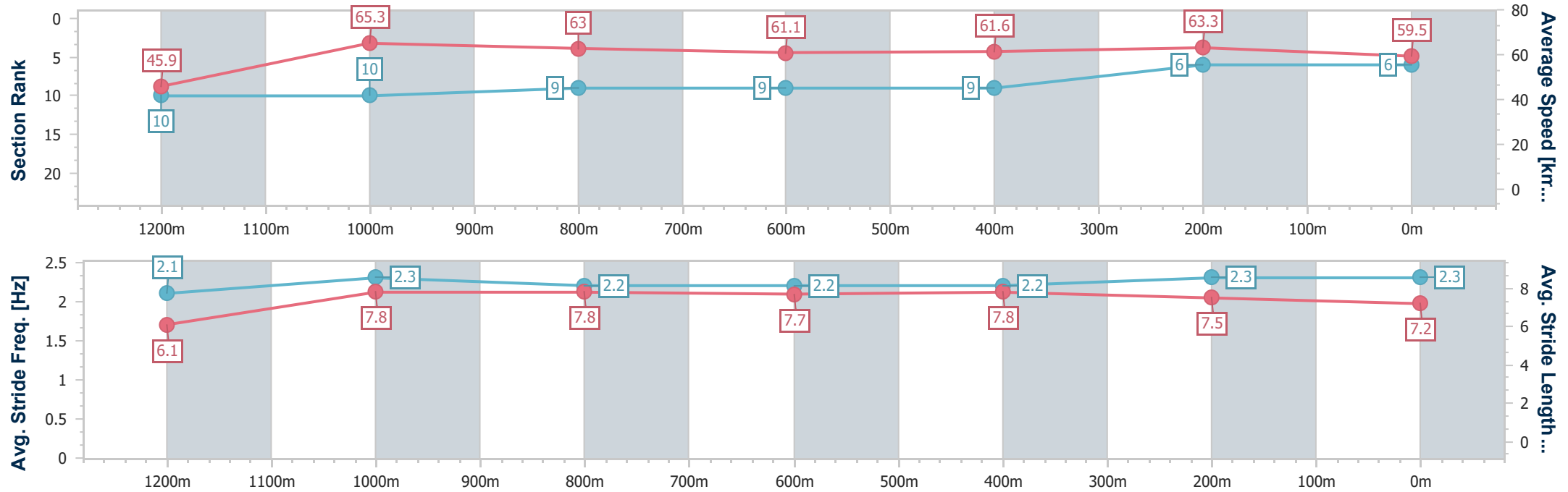


DoombenProfessional
Race 8: LADBROKES MATES MODE POTS Class 1 Handicap -
1350m
11 June 2025 - 16:36
Track Rating: Good 4, Weather: Fine, Rail Position: +9m Entire



BRISBANE
RACING CLUB

Section	Overall	1200m	1000m	800m	600m	400m	200m						
Section Times	1:21.55 [6] (0:11.80)	1:09.75 [10] (0:11.01)	0:58.74 [10] (0:11.55)	0:47.19 [9] (0:11.88)	0:35.31 [9] (0:11.81)	0:23.50 [9] (0:11.38)	0:12.12 [6] (0:12.12)						
Average Speed [km/h]	45.9	65.3	63.0	61.1	61.6	63.3	59.5						
Top Speed [km/h]	64.7	65.7	65.1	62.4	62.1	64.6	62.9						
Avg. Dist. to Rail [m]	8.8	1.8	2.0	2.2	1.5	3.8	6.0						
Avg. Stride Freq. [Hz]	2.1	2.3	2.2	2.2	2.2	2.3	2.3						
Avg. Stride Length [m]	6.1	7.8	7.8	7.7	7.8	7.5	7.2						





Horse/Jockey Name	Miss Busslinger
Final Rank	7
Fastest Section Time (Section)	0:11.01 (1200m)
Top Speed [km/h] (Section)	66.4 (1200m)
Race State	Finished

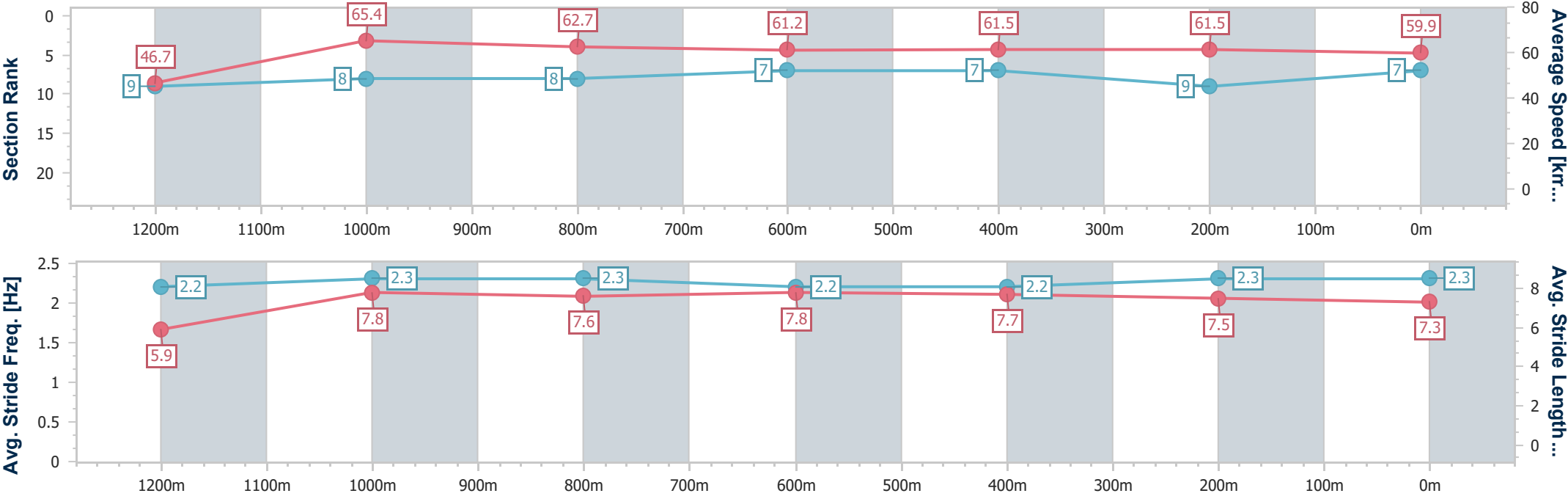


DoombenProfessional
Race 8: LADBROKES MATES MODE POTS Class 1 Handicap - 1350m
11 June 2025 - 16:36
Track Rating: Good 4, Weather: Fine, Rail Position: +9m Entire



BRISBANE
RACING CLUB

Section	Overall	1200m	1000m	800m	600m	400m	200m						
Section Times	1:21.63 [7] (0:11.58)	1:10.05 [9] (0:11.01)	0:59.04 [8] (0:11.60)	0:47.44 [8] (0:11.90)	0:35.54 [7] (0:11.82)	0:23.72 [7] (0:11.72)	0:12.00 [9] (0:12.00)						
Average Speed [km/h]	46.7	65.4	62.7	61.2	61.5	61.5	59.9						
Top Speed [km/h]	62.3	66.4	65.0	62.1	61.9	62.5	61.9						
Avg. Dist. to Rail [m]	7.5	2.9	2.8	2.2	1.3	2.1	4.4						
Avg. Stride Freq. [Hz]	2.2	2.3	2.3	2.2	2.2	2.3	2.3						
Avg. Stride Length [m]	5.9	7.8	7.6	7.8	7.7	7.5	7.3						





Horse/Jockey Name	Spirit Of Nurai
Final Rank	8
Fastest Section Time (Section)	0:11.03 (1200m)
Top Speed [km/h] (Section)	66.3 (1200m)
Race State	Finished

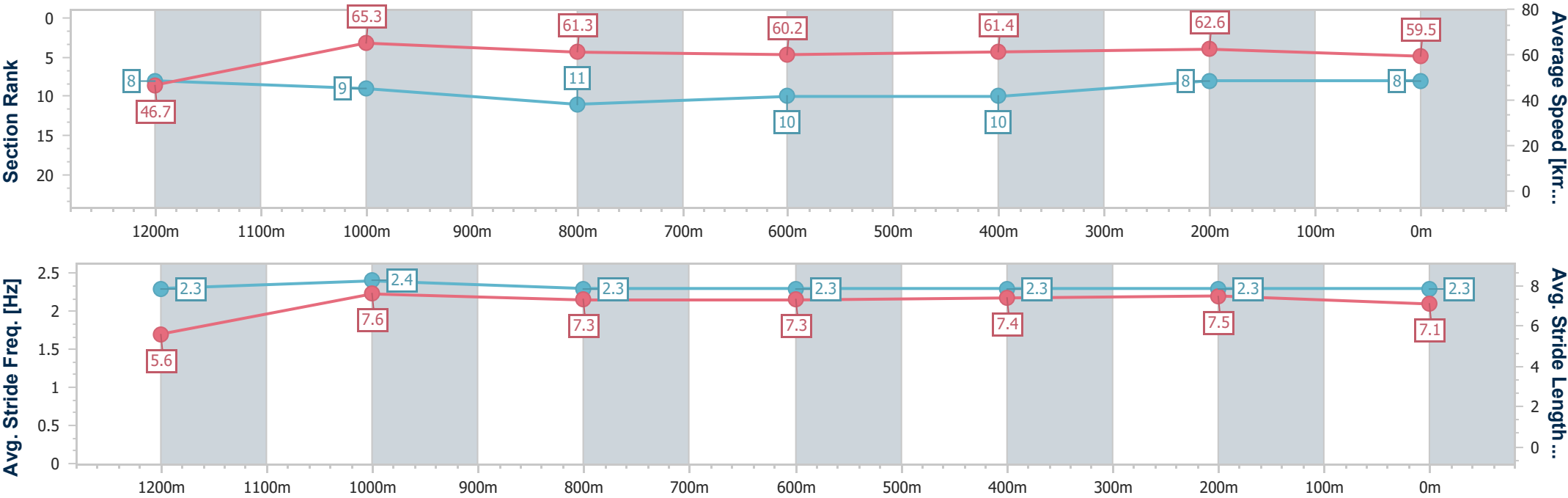


DoombenProfessional
Race 8: LADBROKES MATES MODE POTS Class 1 Handicap -
1350m
11 June 2025 - 16:36
Track Rating: Good 4, Weather: Fine, Rail Position: +9m Entire



BRISBANE
RACING CLUB

Section	Overall	1200m	1000m	800m	600m	400m	200m						
Section Times	1:21.70 [8] (0:11.57)	1:10.13 [8] (0:11.03)	0:59.10 [9] (0:11.80)	0:47.30 [11] (0:11.98)	0:35.32 [10] (0:11.74)	0:23.58 [10] (0:11.49)	0:12.09 [8] (0:12.09)						
Average Speed [km/h]	46.7	65.3	61.3	60.2	61.4	62.6	59.5						
Top Speed [km/h]	62.4	66.3	64.9	61.6	62.1	64.1	62.9						
Avg. Dist. to Rail [m]	3.8	1.4	1.3	0.8	0.3	1.1	3.2						
Avg. Stride Freq. [Hz]	2.3	2.4	2.3	2.3	2.3	2.3	2.3						
Avg. Stride Length [m]	5.6	7.6	7.3	7.3	7.4	7.5	7.1						





Horse/Jockey Name	Celestial Blaze
Final Rank	9
Fastest Section Time (Section)	0:10.89 (1200m)
Top Speed [km/h] (Section)	67.1 (1200m)
Race State	Finished

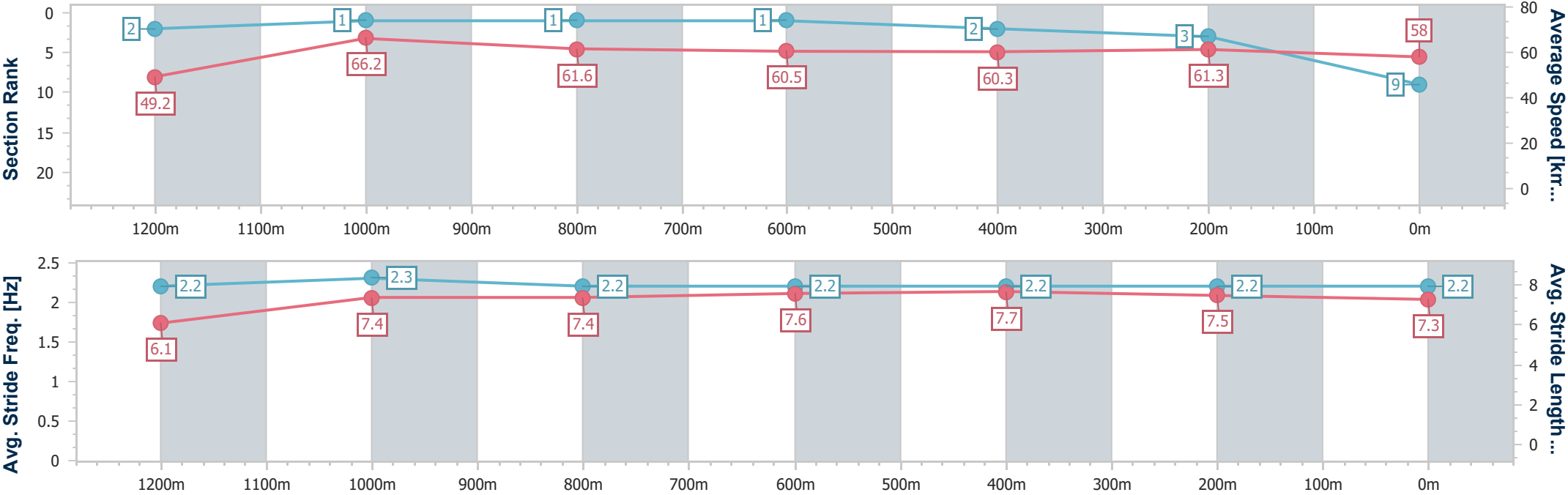


DoombenProfessional
Race 8: LADBROKES MATES MODE POTS Class 1 Handicap - 1350m
11 June 2025 - 16:36
Track Rating: Good 4, Weather: Fine, Rail Position: +9m Entire



BRISBANE
RACING CLUB

Section	Overall	1200m	1000m	800m	600m	400m	200m						
Section Times	1:21.72 [9] (0:10.99)	1:10.73 [2] (0:10.89)	0:59.84 [1] (0:11.71)	0:48.13 [1] (0:11.95)	0:36.18 [1] (0:12.00)	0:24.18 [2] (0:11.76)	0:12.42 [3] (0:12.42)						
Average Speed [km/h]	49.2	66.2	61.6	60.5	60.3	61.3	58.0						
Top Speed [km/h]	67.0	67.1	64.2	61.5	61.4	62.5	60.5						
Avg. Dist. to Rail [m]	6.5	3.1	1.1	1.1	1.1	2.2	3.9						
Avg. Stride Freq. [Hz]	2.2	2.3	2.2	2.2	2.2	2.2	2.2						
Avg. Stride Length [m]	6.1	7.4	7.4	7.6	7.7	7.5	7.3						





Horse/Jockey Name	Worthy Enuff
Final Rank	10
Fastest Section Time (Section)	0:11.29 (1200m)
Top Speed [km/h] (Section)	65.1 (400m)
Race State	Finished

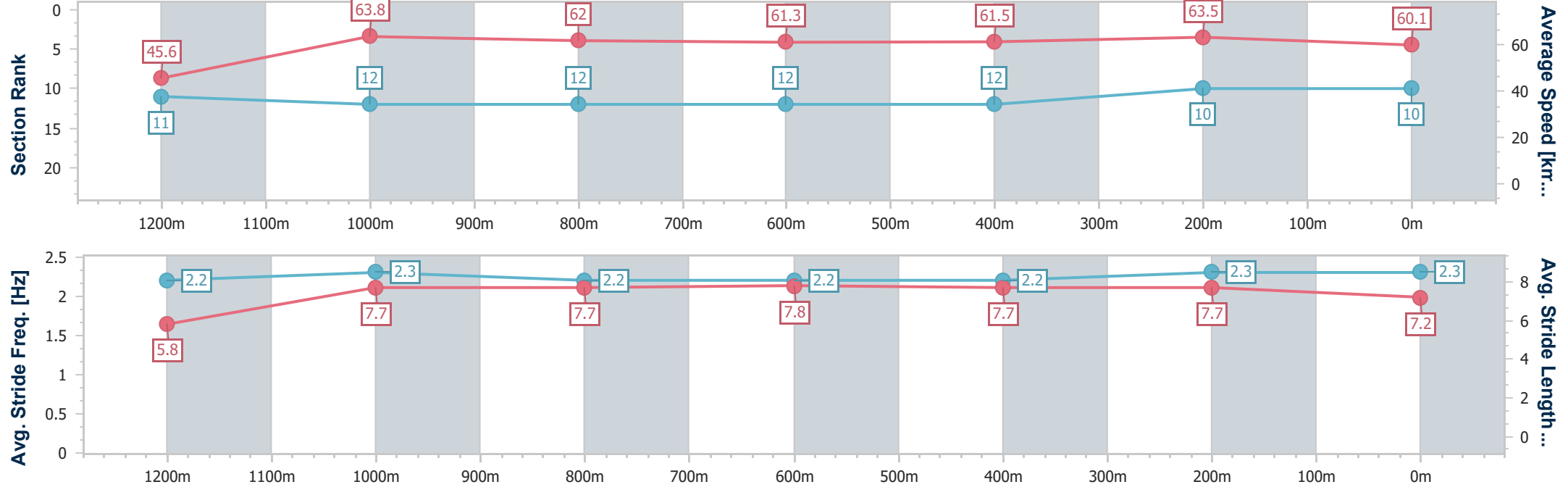


DoombenProfessional
Race 8: LADBROKES MATES MODE POTS Class 1 Handicap -
1350m
11 June 2025 - 16:36
Track Rating: Good 4, Weather: Fine, Rail Position: +9m Entire



BRISBANE
RACING CLUB

Section	Overall	1200m	1000m	800m	600m	400m	200m						
Section Times	1:21.73 [10] (0:11.84)	1:09.89 [11] (0:11.29)	0:58.60 [12] (0:11.64)	0:46.96 [12] (0:11.76)	0:35.20 [12] (0:11.79)	0:23.41 [12] (0:11.40)	0:12.01 [10] (0:12.01)						
Average Speed [km/h]	45.6	63.8	62.0	61.3	61.5	63.5	60.1						
Top Speed [km/h]	60.7	64.6	64.2	62.8	62.1	65.1	62.4						
Avg. Dist. to Rail [m]	8.1	2.6	1.0	0.9	1.1	5.2	8.2						
Avg. Stride Freq. [Hz]	2.2	2.3	2.2	2.2	2.2	2.3	2.3						
Avg. Stride Length [m]	5.8	7.7	7.7	7.8	7.7	7.7	7.2						





Horse/Jockey Name	Ranger Enjay
Final Rank	11
Fastest Section Time (Section)	0:10.92 (1200m)
Top Speed [km/h] (Section)	66.4 (1200m)
Race State	Finished

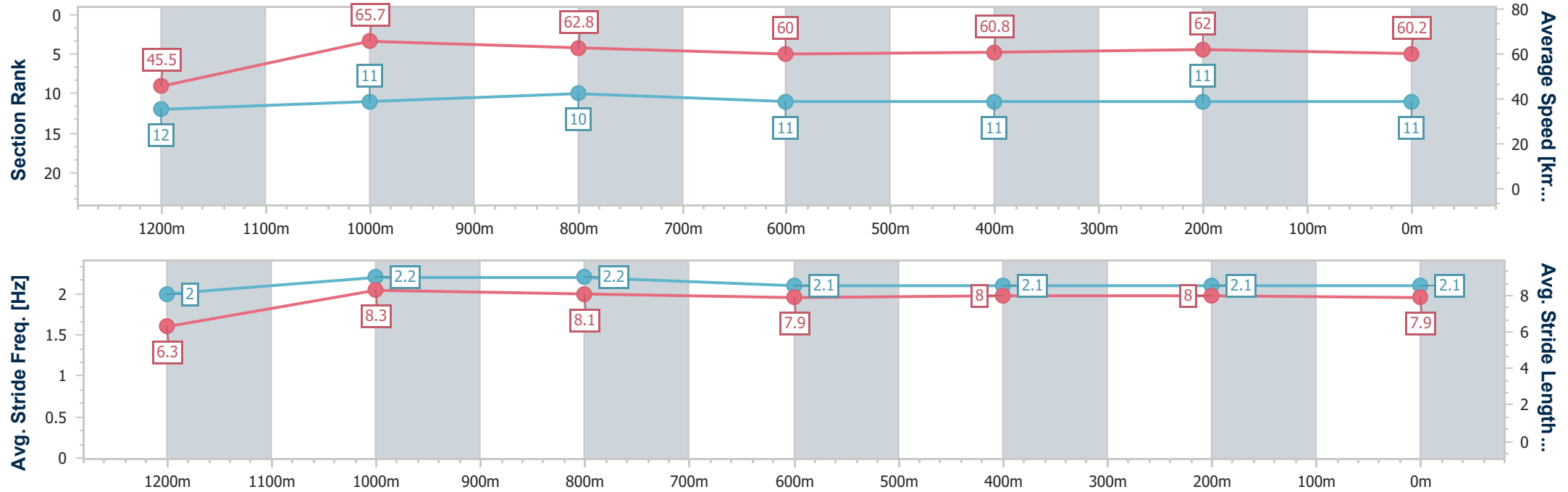


DoombenProfessional
Race 8: LADBROKES MATES MODE POTS Class 1 Handicap - 1350m
11 June 2025 - 16:36
Track Rating: Good 4, Weather: Fine, Rail Position: +9m Entire



BRISBANE
RACING CLUB

Section	Overall	1200m	1000m	800m	600m	400m	200m						
Section Times	1:21.76 [11] (0:11.93)	1:09.83 [12] (0:10.92)	0:58.91 [11] (0:11.52)	0:47.39 [10] (0:12.04)	0:35.35 [11] (0:11.79)	0:23.56 [11] (0:11.61)	0:11.95 [11] (0:11.95)						
Average Speed [km/h]	45.5	65.7	62.8	60.0	60.8	62.0	60.2						
Top Speed [km/h]	65.0	66.4	65.0	61.6	61.8	62.8	61.9						
Avg. Dist. to Rail [m]	7.3	0.6	0.5	0.8	0.5	1.3	0.8						
Avg. Stride Freq. [Hz]	2.0	2.2	2.2	2.1	2.1	2.1	2.1						
Avg. Stride Length [m]	6.3	8.3	8.1	7.9	8.0	8.0	7.9						





Horse/Jockey Name	Gunboat
Final Rank	12
Fastest Section Time (Section)	0:10.92 (1200m)
Top Speed [km/h] (Section)	66.3 (1200m)
Race State	Finished



DoombenProfessional
Race 8: LADBROKES MATES MODE POTS Class 1 Handicap -
1350m
11 June 2025 - 16:36
Track Rating: Good 4, Weather: Fine, Rail Position: +9m Entire



BRISBANE
RACING CLUB

Section	Overall	1200m	1000m	800m	600m	400m	200m						
Section Times	1:23.36 [12] (0:11.43)	1:11.93 [7] (0:10.92)	1:01.01 [5] (0:11.44)	0:49.57 [3] (0:11.93)	0:37.64 [3] (0:11.99)	0:25.65 [4] (0:12.29)	0:13.36 [12] (0:13.36)						
Average Speed [km/h]	47.4	66.1	63.0	61.0	60.7	58.8	54.0						
Top Speed [km/h]	65.0	66.3	65.5	61.5	61.3	60.0	57.4						
Avg. Dist. to Rail [m]	5.6	2.5	1.7	1.6	2.0	3.8	4.2						
Avg. Stride Freq. [Hz]	2.1	2.2	2.2	2.2	2.2	2.2	2.1						
Avg. Stride Length [m]	6.1	8.2	8.0	7.8	7.7	7.5	7.3						

