



DoombenProfessional

Race 1: BECOME A BRC MEMBER Maiden Plate - 2070m

18 June 2025 - 12:33



BRISBANE
RACING CLUB

Track Rating: Good 4, Weather: Overcast, Rail Position: +11m Entire

Section					Overall	1800m	1600m	1400m	1200m	1000m	800m	Last 600m		
Field Times					2:09.56 (0:18.72)	1:50.84 (0:11.53)	1:39.31 (0:12.30)	1:27.01 (0:12.74)	1:14.27 (0:13.29)	1:00.98 (0:12.99)	0:47.99 (0:12.18)	0:35.81		
Rank	TAB	Horse/Jockey	Barrier	Top Speed [km/h]	Fastest Section									Distance Travelled [m]
1	5	SO SUAVE	2	63.2	0:11.55	2:09.56 [1]	1:50.61 [5]	1:39.06 [4]	1:26.75 [3]	1:13.94 [3]	1:00.62 [4]	0:47.62 [4]	0:35.61	
		Andrew Mallyon		1800m	1800m	(0:18.95)	(0:11.55)	(0:12.31)	(0:12.81)	(0:13.32)	(0:13.00)	(0:12.01)		
2	6	STATE OF AFFAIRS	7	63.8	0:11.57	2:09.68 [2]	1:50.45 [7]	1:38.80 [7]	1:26.44 [7]	1:13.64 [5]	1:00.45 [5]	0:47.35 [7]	0:35.50	+2
		Kyle Wilson-Taylor		400m	400m	(0:19.23)	(0:11.65)	(0:12.36)	(0:12.80)	(0:13.19)	(0:13.10)	(0:11.85)		
3	2	ORMOND ROAD	4	62.9	0:11.64	2:10.05 [3]	1:50.79 [8]	1:39.00 [8]	1:26.73 [8]	1:13.97 [6]	1:00.77 [6]	0:47.59 [8]	0:35.71	+1
		Jake Bayliss		400m	400m	(0:19.26)	(0:11.79)	(0:12.27)	(0:12.76)	(0:13.20)	(0:13.18)	(0:11.88)		
4	3	PREFER TO DANCE	1	63.5	0:11.53	2:10.57 [4]	1:51.85 [1]	1:40.32 [1]	1:27.99 [2]	1:15.24 [2]	1:01.92 [2]	0:49.00 [1]	0:36.71	+1
		Emily Lang		Overall	1800m	(0:18.72)	(0:11.53)	(0:12.33)	(0:12.75)	(0:13.32)	(0:12.92)	(0:12.29)		
5	7	KALBAR QUEEN	6	65.4	0:11.61	2:10.62 [5]	1:51.77 [4]	1:40.16 [3]	1:27.72 [4]	1:14.90 [4]	1:01.69 [3]	0:48.56 [5]	0:36.40	+14
		Damien Thornton		1800m	1800m	(0:18.85)	(0:11.61)	(0:12.44)	(0:12.82)	(0:13.21)	(0:13.13)	(0:12.16)		
6	8	ZOUBLIME	8	65.7	0:11.47	2:11.07 [6]	1:52.28 [2]	1:40.81 [2]	1:28.52 [1]	1:15.78 [1]	1:02.49 [1]	0:49.40 [3]	0:37.08	+7
		Cejay Graham		Overall	1800m	(0:18.79)	(0:11.47)	(0:12.29)	(0:12.74)	(0:13.29)	(0:13.09)	(0:12.32)		
7	4	SHOW 'EM NORM	3	61.9	0:11.71	2:11.12 [7]	1:52.06 [6]	1:40.35 [6]	1:27.92 [6]	1:15.02 [8]	1:01.80 [8]	0:48.91 [6]	0:36.89	+3
		Paul Hamblin		800m	1800m	(0:19.06)	(0:11.71)	(0:12.43)	(0:12.90)	(0:13.22)	(0:12.89)	(0:12.02)		
8	1	LUCIFER THE CAT	5	63.2	0:11.88	2:11.34 [8]	1:52.52 [3]	1:40.64 [5]	1:28.14 [5]	1:15.25 [7]	1:02.03 [7]	0:49.75 [2]	0:37.59	+8
		Bailey Wheeler		Overall	1800m	(0:18.82)	(0:11.88)	(0:12.50)	(0:12.89)	(0:13.22)	(0:12.28)	(0:12.16)		



DoombenProfessional

Race 1: BECOME A BRC MEMBER Maiden Plate - 2070m

18 June 2025 - 12:33



BRISBANE
RACING CLUB

Track Rating: Good 4, Weather: Overcast, Rail Position: +11m Entire

Section		Field Times		600m		400m		200m		Last 600m	
				0:35.81 (0:12.02)		0:23.79 (0:11.75)		0:12.04 (0:12.04)		0:35.81	
Rank	TAB	Horse/Jockey	Barrier	Top Speed [km/h]	Fastest Section	Margin		Distance Travelled [m]			
1	5	SO SUAVE	2	63.2	0:11.55	0:35.61 [3]	0:23.69 [2]	0:12.04 [1]	2:09.56	0:35.61	
		Andrew Mallyon		1800m	1800m	(0:11.92)	(0:11.65)	(0:12.04)			
2	6	STATE OF AFFAIRS	7	63.8	0:11.57	0:35.50 [5]	0:23.60 [4]	0:12.03 [2]	0.72L	0:35.50	+2
		Kyle Wilson-Taylor		400m	400m	(0:11.90)	(0:11.57)	(0:12.03)			
3	2	ORMOND ROAD	4	62.9	0:11.64	0:35.71 [8]	0:23.91 [5]	0:12.27 [3]	2.91L	0:35.71	+1
		Jake Bayliss		400m	400m	(0:11.80)	(0:11.64)	(0:12.27)			
4	3	PREFER TO DANCE	1	63.5	0:11.53	0:36.71 [2]	0:24.63 [3]	0:12.79 [4]	5.94L	0:36.71	+1
		Emily Lang		Overall	1800m	(0:12.08)	(0:11.84)	(0:12.79)			
5	7	KALBAR QUEEN	6	65.4	0:11.61	0:36.40 [6]	0:24.18 [8]	0:12.32 [7]	6.29L	0:36.40	+14
		Damien Thornton		1800m	1800m	(0:12.22)	(0:11.86)	(0:12.32)			
6	8	ZOUBLIME	8	65.7	0:11.47	0:37.08 [4]	0:24.74 [7]	0:12.79 [6]	8.89L	0:37.08	+7
		Cejay Graham		Overall	1800m	(0:12.34)	(0:11.95)	(0:12.79)			
7	4	SHOW 'EM NORM	3	61.9	0:11.71	0:36.89 [7]	0:24.80 [6]	0:12.80 [8]	9.22L	0:36.89	+3
		Paul Hamblin		800m	1800m	(0:12.09)	(0:12.00)	(0:12.80)			
8	1	LUCIFER THE CAT	5	63.2	0:11.88	0:37.59 [1]	0:25.57 [1]	0:13.42 [5]	10.52L	0:37.59	+8
		Bailey Wheeler		Overall	1800m	(0:12.02)	(0:12.15)	(0:13.42)			



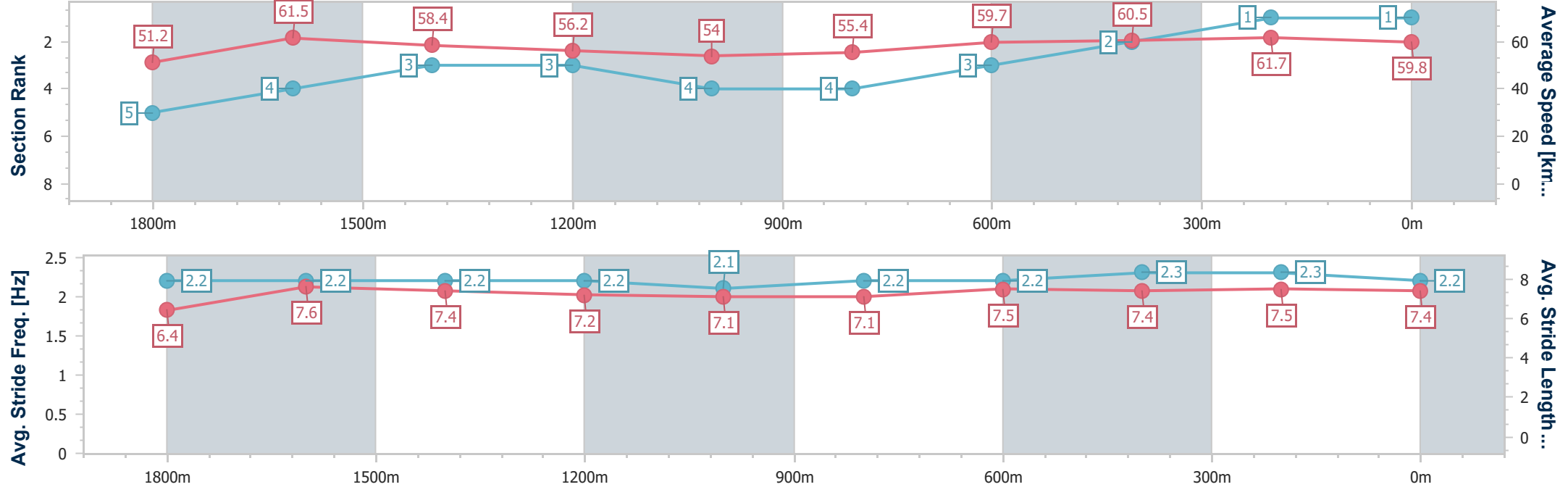
Horse/Jockey Name	So Suave
Final Rank	1
Fastest Section Time (Section)	0:11.55 (1800m)
Top Speed [km/h] (Section)	63.2 (1800m)
Race State	Finished



DoombenProfessional
Race 1: BECOME A BRC MEMBER Maiden Plate - 2070m
18 June 2025 - 12:33
Track Rating: Good 4, Weather: Overcast, Rail Position: +11m Entire



Section	Overall	1800m	1600m	1400m	1200m	1000m	800m	600m	400m	200m			
Section Times	2:09.56 [1] (0:18.95)	1:50.61 [5] (0:11.55)	1:39.06 [4] (0:12.31)	1:26.75 [3] (0:12.81)	1:13.94 [3] (0:13.32)	1:00.62 [4] (0:13.00)	0:47.62 [4] (0:12.01)	0:35.61 [3] (0:11.92)	0:23.69 [2] (0:11.65)	0:12.04 [1] (0:12.04)			
Average Speed [km/h]	51.2	61.5	58.4	56.2	54.0	55.4	59.7	60.5	61.7	59.8			
Top Speed [km/h]	63.0	63.2	59.4	58.1	55.9	60.7	61.0	61.2	63.1	61.3			
Avg. Dist. to Rail [m]	1.8	2.3	0.9	0.4	0.6	0.5	0.5	0.4	0.4	0.2			
Avg. Stride Freq. [Hz]	2.2	2.2	2.2	2.2	2.1	2.2	2.2	2.3	2.3	2.2			
Avg. Stride Length [m]	6.4	7.6	7.4	7.2	7.1	7.1	7.5	7.4	7.5	7.4			



[] Ranking at each section and finish
- - - - No data available at this section
NA No data available



Horse/Jockey Name	State Of Affairs
Final Rank	2
Fastest Section Time (Section)	0:11.57 (400m)
Top Speed [km/h] (Section)	63.8 (400m)
Race State	Finished



DoombenProfessional

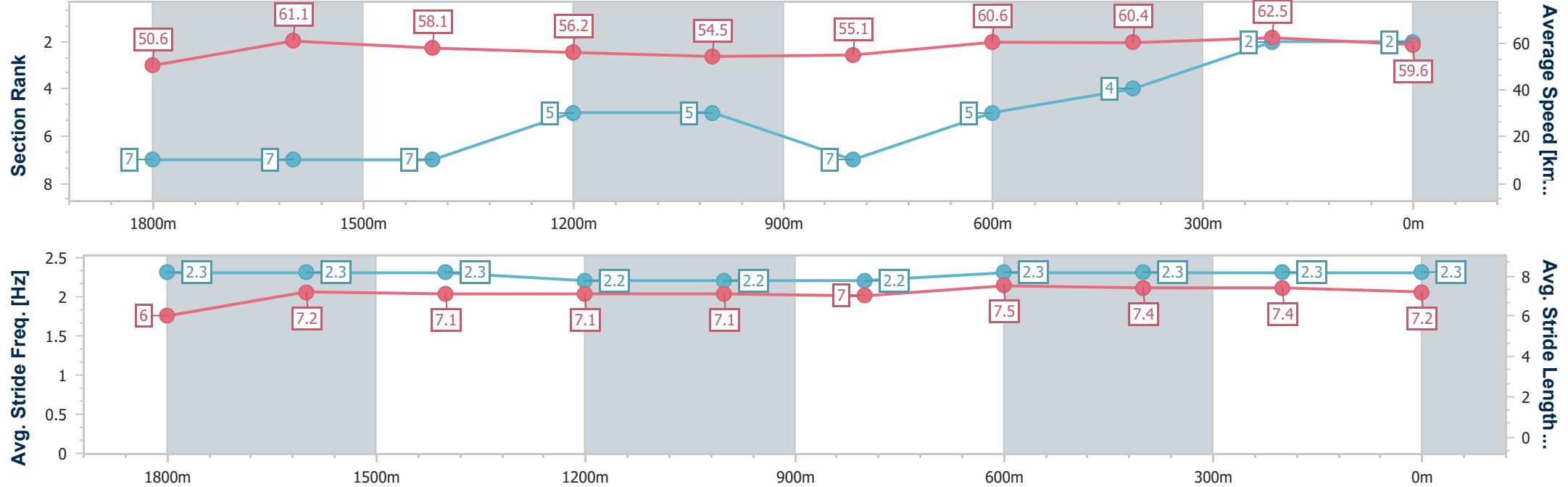
Race 1: BECOME A BRC MEMBER Maiden Plate - 2070m

18 June 2025 - 12:33

Track Rating: Good 4, Weather: Overcast, Rail Position: +11m Entire



Section	Overall	1800m	1600m	1400m	1200m	1000m	800m	600m	400m	200m			
Section Times	2:09.68 [2] (0:19.23)	1:50.45 [7] (0:11.65)	1:38.80 [7] (0:12.36)	1:26.44 [7] (0:12.80)	1:13.64 [5] (0:13.19)	1:00.45 [5] (0:13.10)	0:47.35 [7] (0:11.85)	0:35.50 [5] (0:11.90)	0:23.60 [4] (0:11.57)	0:12.03 [2] (0:12.03)			
Average Speed [km/h]	50.6	61.1	58.1	56.2	54.5	55.1	60.6	60.4	62.5	59.6			
Top Speed [km/h]	63.1	62.8	60.4	58.3	56.7	59.3	61.8	61.5	63.8	61.7			
Avg. Dist. to Rail [m]	3.3	2.0	0.5	0.3	1.4	1.3	0.9	0.3	2.5	2.3			
Avg. Stride Freq. [Hz]	2.3	2.3	2.3	2.2	2.2	2.2	2.3	2.3	2.3	2.3			
Avg. Stride Length [m]	6.0	7.2	7.1	7.1	7.1	7.0	7.5	7.4	7.4	7.2			





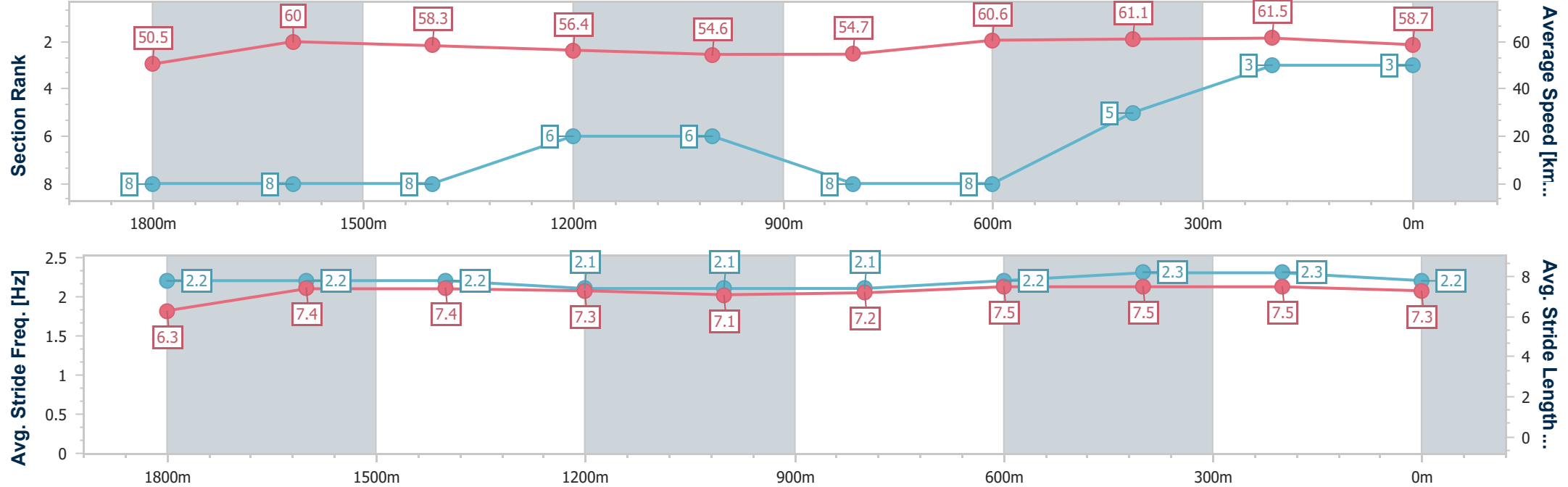
Horse/Jockey Name	Ormond Road
Final Rank	3
Fastest Section Time (Section)	0:11.64 (400m)
Top Speed [km/h] (Section)	62.9 (400m)
Race State	Finished



DoombenProfessional
Race 1: BECOME A BRC MEMBER Maiden Plate - 2070m
18 June 2025 - 12:33
Track Rating: Good 4, Weather: Overcast, Rail Position: +11m
Entire



Section	Overall	1800m	1600m	1400m	1200m	1000m	800m	600m	400m	200m			
Section Times	2:10.05 [3] (0:19.26)	1:50.79 [8] (0:11.79)	1:39.00 [8] (0:12.27)	1:26.73 [8] (0:12.76)	1:13.97 [6] (0:13.20)	1:00.77 [6] (0:13.18)	0:47.59 [8] (0:11.88)	0:35.71 [8] (0:11.80)	0:23.91 [5] (0:11.64)	0:12.27 [3] (0:12.27)			
Average Speed [km/h]	50.5	60.0	58.3	56.4	54.6	54.7	60.6	61.1	61.5	58.7			
Top Speed [km/h]	61.3	61.4	59.4	57.6	56.1	58.3	61.7	61.5	62.9	61.7			
Avg. Dist. to Rail [m]	1.1	2.6	1.3	0.5	0.5	0.7	0.9	0.9	0.6	0.2			
Avg. Stride Freq. [Hz]	2.2	2.2	2.2	2.1	2.1	2.1	2.2	2.3	2.3	2.2			
Avg. Stride Length [m]	6.3	7.4	7.4	7.3	7.1	7.2	7.5	7.5	7.5	7.3			



[] Ranking at each section and finish
-.-.- No data available at this section
NA No data available



Horse/Jockey Name	Prefer To Dance
Final Rank	4
Fastest Section Time (Section)	0:11.53 (1800m)
Top Speed [km/h] (Section)	63.5 (Overall)
Race State	Finished



DoombenProfessional

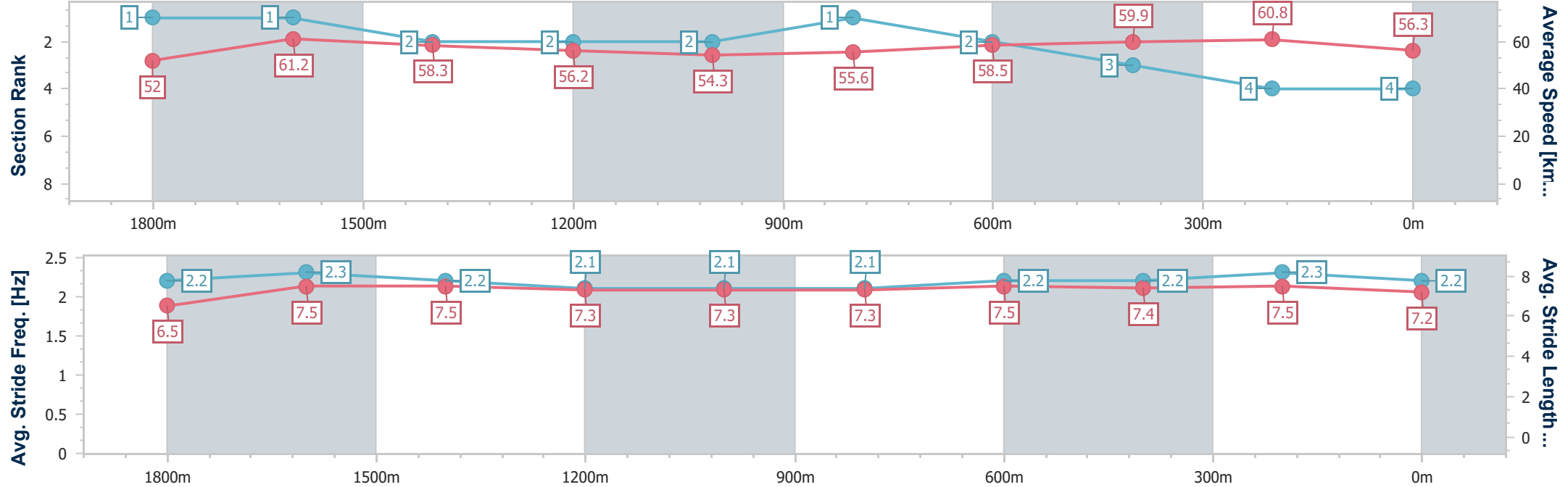
Race 1: BECOME A BRC MEMBER Maiden Plate - 2070m

18 June 2025 - 12:33

Track Rating: Good 4, Weather: Overcast, Rail Position: +11m Entire



Section	Overall	1800m	1600m	1400m	1200m	1000m	800m	600m	400m	200m			
Section Times	2:10.57 [4] (0:18.72)	1:51.85 [1] (0:11.53)	1:40.32 [1] (0:12.33)	1:27.99 [2] (0:12.75)	1:15.24 [2] (0:13.32)	1:01.92 [2] (0:12.92)	0:49.00 [1] (0:12.29)	0:36.71 [2] (0:12.08)	0:24.63 [3] (0:11.84)	0:12.79 [4] (0:12.79)			
Average Speed [km/h]	52.0	61.2	58.3	56.2	54.3	55.6	58.5	59.9	60.8	56.3			
Top Speed [km/h]	63.5	62.9	59.7	57.9	55.7	60.4	60.4	60.6	61.9	59.7			
Avg. Dist. to Rail [m]	2.8	2.8	0.8	0.2	0.1	0.2	0.6	0.8	0.6	0.2			
Avg. Stride Freq. [Hz]	2.2	2.3	2.2	2.1	2.1	2.1	2.2	2.2	2.3	2.2			
Avg. Stride Length [m]	6.5	7.5	7.5	7.3	7.3	7.3	7.5	7.4	7.5	7.2			





Horse/Jockey Name	Kalbar Queen
Final Rank	5
Fastest Section Time (Section)	0:11.61 (1800m)
Top Speed [km/h] (Section)	65.4 (1800m)
Race State	Finished



DoombenProfessional

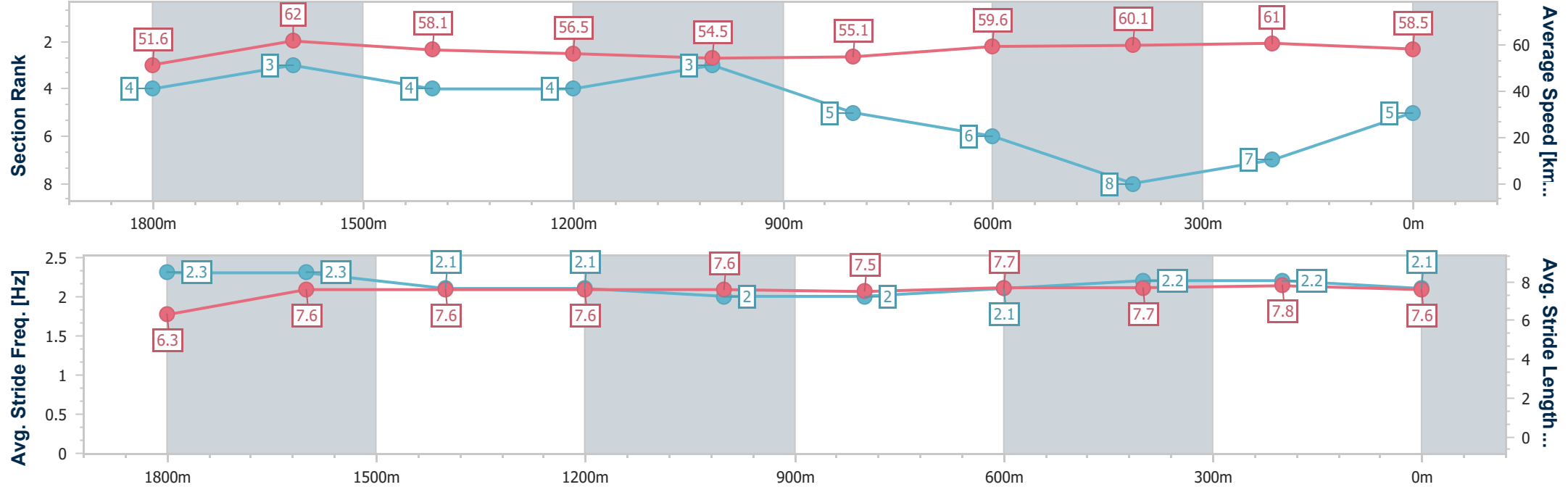
Race 1: BECOME A BRC MEMBER Maiden Plate - 2070m

18 June 2025 - 12:33

Track Rating: Good 4, Weather: Overcast, Rail Position: +11m Entire



Section	Overall	1800m	1600m	1400m	1200m	1000m	800m	600m	400m	200m			
Section Times	2:10.62 [5] (0:18.85)	1:51.77 [4] (0:11.61)	1:40.16 [3] (0:12.44)	1:27.72 [4] (0:12.82)	1:14.90 [4] (0:13.21)	1:01.69 [3] (0:13.13)	0:48.56 [5] (0:12.16)	0:36.40 [6] (0:12.22)	0:24.18 [8] (0:11.86)	0:12.32 [7] (0:12.32)			
Average Speed [km/h]	51.6	62.0	58.1	56.5	54.5	55.1	59.6	60.1	61.0	58.5			
Top Speed [km/h]	65.2	65.4	59.2	57.9	56.2	57.6	60.9	61.0	61.8	61.1			
Avg. Dist. to Rail [m]	4.2	0.5	0.9	1.4	1.3	1.2	1.7	3.3	2.5	3.5			
Avg. Stride Freq. [Hz]	2.3	2.3	2.1	2.1	2.0	2.0	2.1	2.2	2.2	2.1			
Avg. Stride Length [m]	6.3	7.6	7.6	7.6	7.6	7.5	7.7	7.7	7.8	7.6			



[] Ranking at each section and finish
-.-.- No data available at this section
NA No data available



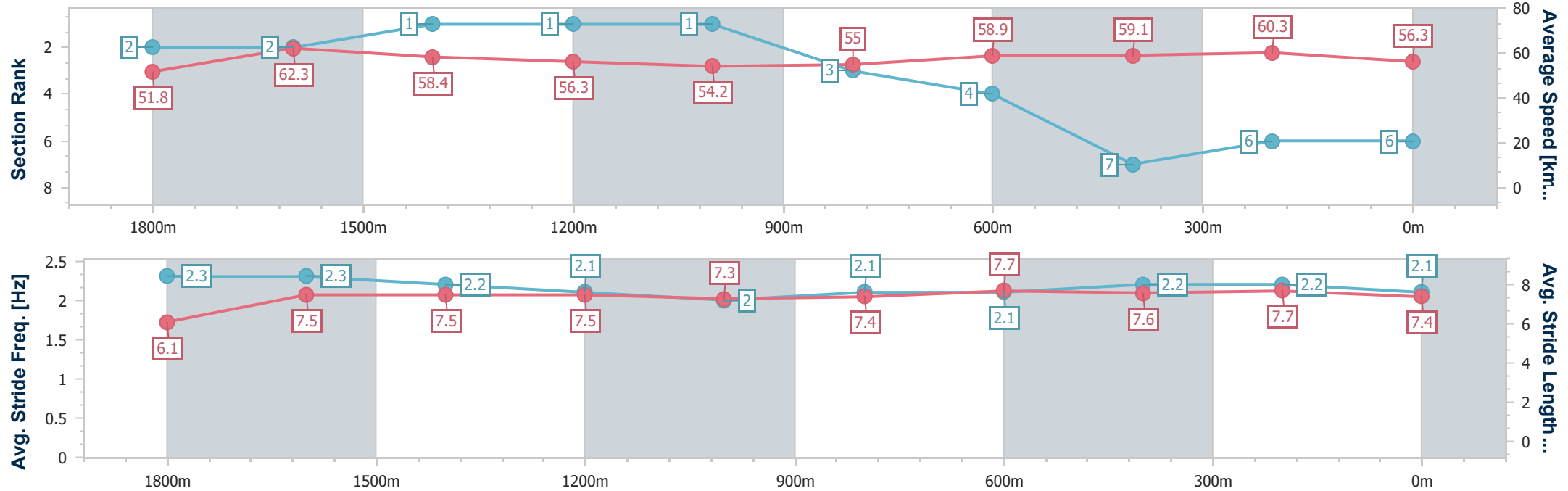
Horse/Jockey Name	Zoublime
Final Rank	6
Fastest Section Time (Section)	0:11.47 (1800m)
Top Speed [km/h] (Section)	65.7 (Overall)
Race State	Finished



DoombenProfessional
Race 1: BECOME A BRC MEMBER Maiden Plate - 2070m
18 June 2025 - 12:33
Track Rating: Good 4, Weather: Overcast, Rail Position: +11m Entire



Section	Overall	1800m	1600m	1400m	1200m	1000m	800m	600m	400m	200m			
Section Times	2:11.07 [6] (0:18.79)	1:52.28 [2] (0:11.47)	1:40.81 [2] (0:12.29)	1:28.52 [1] (0:12.74)	1:15.78 [1] (0:13.29)	1:02.49 [1] (0:13.09)	0:49.40 [3] (0:12.32)	0:37.08 [4] (0:12.34)	0:24.74 [7] (0:11.95)	0:12.79 [6] (0:12.79)			
Average Speed [km/h]	51.8	62.3	58.4	56.3	54.2	55.0	58.9	59.1	60.3	56.3			
Top Speed [km/h]	65.7	65.0	59.7	58.0	55.8	58.3	59.9	59.8	61.5	59.1			
Avg. Dist. to Rail [m]	5.5	1.0	1.4	0.6	0.2	0.2	1.6	2.5	1.0	0.6			
Avg. Stride Freq. [Hz]	2.3	2.3	2.2	2.1	2.0	2.1	2.1	2.2	2.2	2.1			
Avg. Stride Length [m]	6.1	7.5	7.5	7.5	7.3	7.4	7.7	7.6	7.7	7.4			



[] Ranking at each section and finish
- - - - - No data available at this section
NA No data available



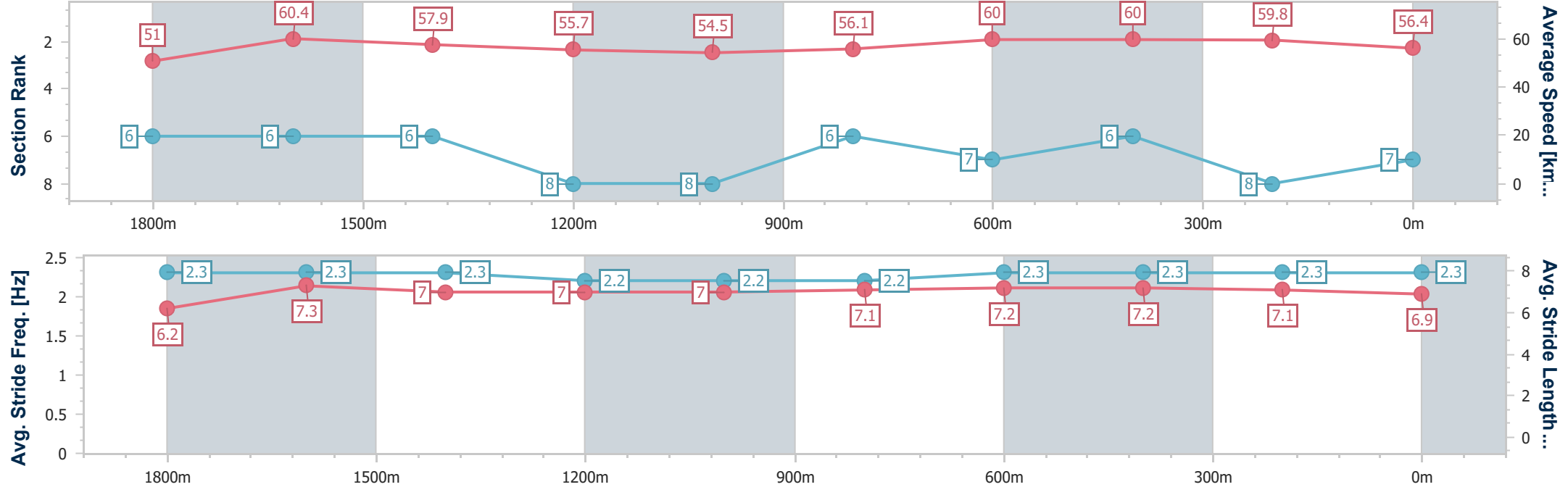
Horse/Jockey Name	Show 'Em Norm
Final Rank	7
Fastest Section Time (Section)	0:11.71 (1800m)
Top Speed [km/h] (Section)	61.9 (800m)
Race State	Finished



DoombenProfessional
Race 1: BECOME A BRC MEMBER Maiden Plate - 2070m
18 June 2025 - 12:33
Track Rating: Good 4, Weather: Overcast, Rail Position: +11m Entire



Section	Overall	1800m	1600m	1400m	1200m	1000m	800m	600m	400m	200m			
Section Times	2:11.12 [7] (0:19.06)	1:52.06 [6] (0:11.71)	1:40.35 [6] (0:12.43)	1:27.92 [6] (0:12.90)	1:15.02 [8] (0:13.22)	1:01.80 [8] (0:12.89)	0:48.91 [6] (0:12.02)	0:36.89 [7] (0:12.09)	0:24.80 [6] (0:12.00)	0:12.80 [8] (0:12.80)			
Average Speed [km/h]	51.0	60.4	57.9	55.7	54.5	56.1	60.0	60.0	59.8	56.4			
Top Speed [km/h]	61.8	61.2	61.0	57.2	55.7	58.6	61.9	60.9	61.0	59.1			
Avg. Dist. to Rail [m]	1.2	3.0	0.9	0.3	0.8	1.1	0.6	1.2	1.0	3.4			
Avg. Stride Freq. [Hz]	2.3	2.3	2.3	2.2	2.2	2.2	2.3	2.3	2.3	2.3			
Avg. Stride Length [m]	6.2	7.3	7.0	7.0	7.0	7.1	7.2	7.2	7.1	6.9			



[] Ranking at each section and finish
-.-.- No data available at this section
NA No data available



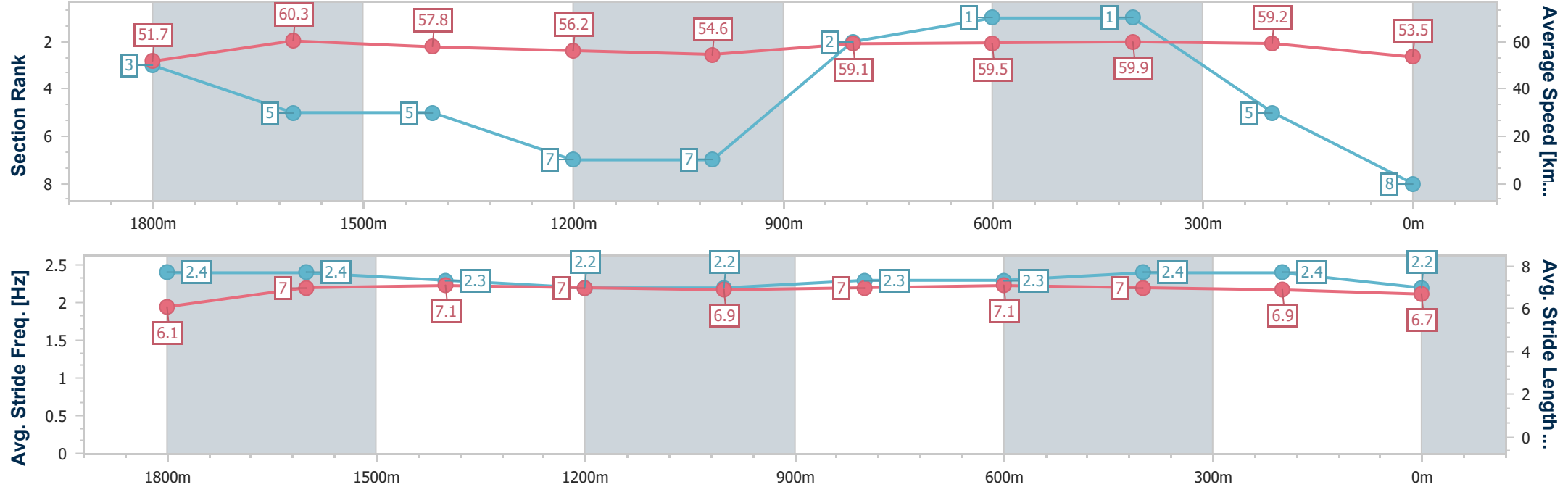
Horse/Jockey Name	Lucifer The Cat
Final Rank	8
Fastest Section Time (Section)	0:11.88 (1800m)
Top Speed [km/h] (Section)	63.2 (Overall)
Race State	Finished



DoombenProfessional
Race 1: BECOME A BRC MEMBER Maiden Plate - 2070m
18 June 2025 - 12:33
Track Rating: Good 4, Weather: Overcast, Rail Position: +11m Entire



Section	Overall	1800m	1600m	1400m	1200m	1000m	800m	600m	400m	200m			
Section Times	2:11.34 [8] (0:18.82)	1:52.52 [3] (0:11.88)	1:40.64 [5] (0:12.50)	1:28.14 [5] (0:12.89)	1:15.25 [7] (0:13.22)	1:02.03 [7] (0:12.28)	0:49.75 [2] (0:12.16)	0:37.59 [1] (0:12.02)	0:25.57 [1] (0:12.15)	0:13.42 [5] (0:13.42)			
Average Speed [km/h]	51.7	60.3	57.8	56.2	54.6	59.1	59.5	59.9	59.2	53.5			
Top Speed [km/h]	63.2	61.6	59.3	58.0	55.7	61.7	62.3	60.5	60.5	57.2			
Avg. Dist. to Rail [m]	2.7	1.0	1.2	1.3	1.2	1.9	1.4	0.8	0.9	0.6			
Avg. Stride Freq. [Hz]	2.4	2.4	2.3	2.2	2.2	2.3	2.3	2.4	2.4	2.2			
Avg. Stride Length [m]	6.1	7.0	7.1	7.0	6.9	7.0	7.1	7.0	6.9	6.7			





DoombenProfessional
Race 2: TATTERSALLS TIARA RACEDAY 28 JUNE QTIS Three-Year-Old
Maiden Plate - 1660m
18 June 2025 - 13:09



Track Rating: Good 4, Weather: Overcast, Rail Position: +11m Entire

Section						Overall	1400m	1200m	1000m	800m	600m	400m	Last 600m	
Field Times						1:40.17 (0:16.84)	1:23.33 (0:11.12)	1:12.21 (0:11.59)	1:00.62 (0:12.20)	0:48.42 (0:12.45)	0:35.97 (0:12.00)	0:23.97 (0:11.60)	0:35.97	
Rank	TAB	Horse/Jockey	Barrier	Top Speed [km/h]	Fastest Section									Distance Travelled [m]
1	6	EASY LOVE	5	69.1	0:10.94	1:40.17 [1]	1:23.08 [3]	1:12.14 [2]	1:00.49 [3]	0:48.21 [3]	0:35.67 [4]	0:23.93 [2]	0:35.67	
		Michael Rodd		Overall	1400m	(0:17.09)	(0:10.94)	(0:11.65)	(0:12.28)	(0:12.54)	(0:11.74)	(0:11.58)		
2	8	LUNE D'EXCELLENCE	1	66.2	0:11.35	1:40.27 [2]	1:23.21 [2]	1:11.86 [5]	1:00.27 [4]	0:48.14 [4]	0:35.83 [3]	0:24.02 [3]	0:35.83	-20
		Andrew Mallyon		Overall	1400m	(0:17.06)	(0:11.35)	(0:11.59)	(0:12.13)	(0:12.31)	(0:11.81)	(0:11.55)		
3	1	CAMBRIDGE BAY	8	67.8	0:11.20	1:40.46 [3]	1:23.07 [6]	1:11.87 [6]	1:00.12 [7]	0:47.79 [8]	0:35.41 [8]	0:23.57 [7]	0:35.41	-3
		Mark Du Plessis		Overall	1400m	(0:17.39)	(0:11.20)	(0:11.75)	(0:12.33)	(0:12.38)	(0:11.84)	(0:11.58)		
4	9	SATURDAYS GIRL	3	68.9	0:11.16	1:40.75 [4]	1:23.56 [5]	1:12.40 [4]	1:00.56 [5]	0:48.30 [6]	0:35.87 [6]	0:24.08 [5]	0:35.87	-6
		Kyle Wilson-Taylor		Overall	1400m	(0:17.19)	(0:11.16)	(0:11.84)	(0:12.26)	(0:12.43)	(0:11.79)	(0:11.52)		
5	3	GAS BRIGADE	4	67.7	0:11.12	1:41.08 [5]	1:24.24 [1]	1:13.12 [1]	1:01.53 [1]	0:49.33 [1]	0:36.88 [1]	0:24.88 [1]	0:36.88	-13
		Bailey Wheeler		Overall	1400m	(0:16.84)	(0:11.12)	(0:11.59)	(0:12.20)	(0:12.45)	(0:12.00)	(0:11.99)		
6	10	XTRA LA VITA	6	65.9	0:11.28	1:41.28 [6]	1:23.62 [8]	1:12.34 [8]	1:00.60 [9]	0:48.31 [9]	0:35.88 [9]	0:23.99 [9]	0:35.88	-6
		Emily Lang		1400m	1400m	(0:17.66)	(0:11.28)	(0:11.74)	(0:12.29)	(0:12.43)	(0:11.89)	(0:11.65)		
7	7	KADDARI	2	66.8	0:11.17	1:41.38 [7]	1:23.89 [7]	1:12.72 [7]	1:01.17 [6]	0:48.94 [5]	0:36.50 [7]	0:24.55 [6]	0:36.50	-12
		Damien Thornton		Overall	1400m	(0:17.49)	(0:11.17)	(0:11.55)	(0:12.23)	(0:12.44)	(0:11.95)	(0:11.73)		
8	4	LUDWIG	7	67.0	0:10.99	1:41.60 [8]	1:23.58 [9]	1:12.59 [9]	1:01.12 [8]	0:49.13 [7]	0:36.76 [5]	0:24.52 [8]	0:36.76	-15
		Georgina Cartwright		1400m	1400m	(0:18.02)	(0:10.99)	(0:11.47)	(0:11.99)	(0:12.37)	(0:12.24)	(0:11.72)		
9	2	DREAM THINKER	9	69.0	0:10.95	1:42.41 [9]	1:25.27 [4]	1:14.32 [3]	1:02.81 [2]	0:50.59 [2]	0:38.02 [2]	0:25.99 [4]	0:38.02	-3
		Angela Jones		1400m	1400m	(0:17.14)	(0:10.95)	(0:11.51)	(0:12.22)	(0:12.57)	(0:12.03)	(0:12.30)		

Scratched: Slugworth (#5)



DoombenProfessional
Race 2: TATTERSALLS TIARA RACEDAY 28 JUNE QTIS Three-Year-Old
Maiden Plate - 1660m
18 June 2025 - 13:09



Track Rating: Good 4, Weather: Overcast, Rail Position: +11m Entire

Section		200m					Last 600m		
Field Times		0:12.37 (0:12.37)					0:35.97		
Rank	TAB	Horse/Jockey	Barrier	Top Speed [km/h]	Fastest Section	Margin		Distance Travelled [m]	
1	6	EASY LOVE	5	69.1	0:10.94	0:12.35 [2]	1:40.17	0:35.67	
		Michael Rodd		Overall	1400m	(0:12.35)			
2	8	LUNE D'EXCELLENCE	1	66.2	0:11.35	0:12.47 [1]	0.59L	0:35.83 -20	
		Andrew Mallyon		Overall	1400m	(0:12.47)			
3	1	CAMBRIDGE BAY	8	67.8	0:11.20	0:11.99 [5]	1.7L	0:35.41 -3	
		Mark Du Plessis		Overall	1400m	(0:11.99)			
4	9	SATURDAYS GIRL	3	68.9	0:11.16	0:12.56 [3]	3.41L	0:35.87 -6	
		Kyle Wilson-Taylor		Overall	1400m	(0:12.56)			
5	3	GAS BRIGADE	4	67.7	0:11.12	0:12.89 [4]	5.37L	0:36.88 -13	
		Bailey Wheeler		Overall	1400m	(0:12.89)			
6	10	XTRA LA VITA	6	65.9	0:11.28	0:12.34 [9]	6.53L	0:35.88 -6	
		Emily Lang		1400m	1400m	(0:12.34)			
7	7	KADDARI	2	66.8	0:11.17	0:12.82 [6]	7.11L	0:36.50 -12	
		Damien Thornton		Overall	1400m	(0:12.82)			
8	4	LUDWIG	7	67.0	0:10.99	0:12.80 [8]	8.39L	0:36.76 -15	
		Georgina Cartwright		1400m	1400m	(0:12.80)			
9	2	DREAM THINKER	9	69.0	0:10.95	0:13.69 [7]	13.14L	0:38.02 -3	
		Angela Jones		1400m	1400m	(0:13.69)			

Scratched: Slugworth (#5)



Horse/Jockey Name	Easy Love
Final Rank	1
Fastest Section Time (Section)	0:10.94 (1400m)
Top Speed [km/h] (Section)	69.1 (Overall)
Race State	Finished

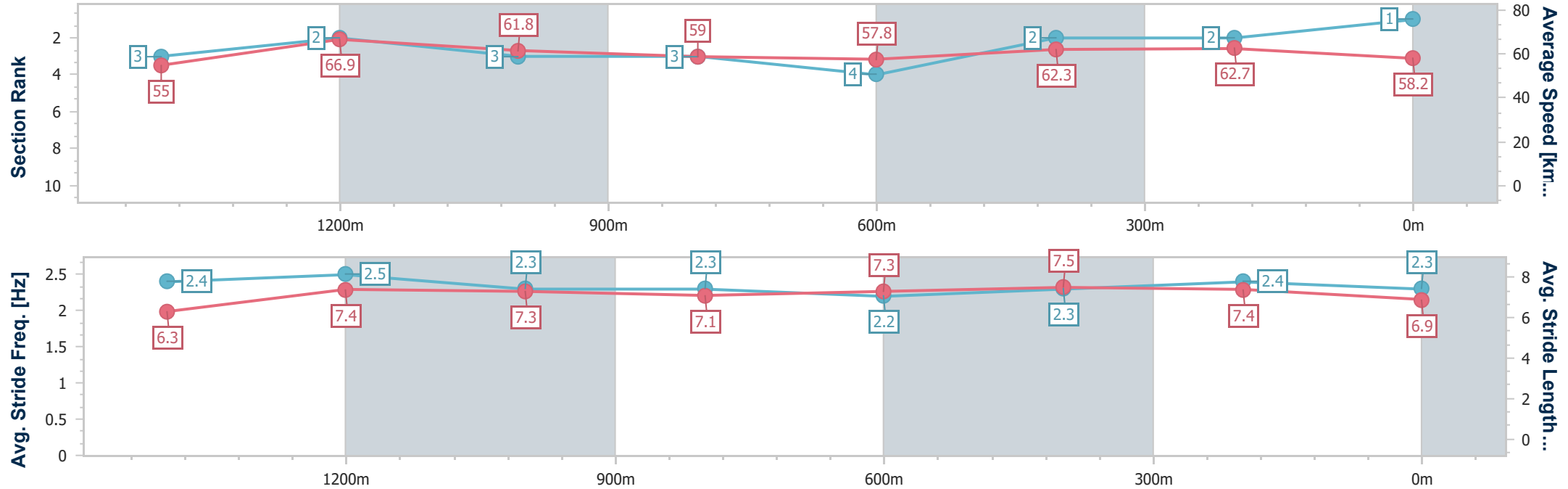


DoombenProfessional
Race 2: TATTERSALLS TIARA RACEDAY 28 JUNE QTIS Three-
Year-Old Maiden Plate - 1660m
18 June 2025 - 13:09
Track Rating: Good 4, Weather: Overcast, Rail Position: +11m
Entire



BRISBANE
RACING CLUB

Section	Overall	1400m	1200m	1000m	800m	600m	400m	200m					
Section Times	1:40.17 [1] (0:17.09)	1:23.08 [3] (0:10.94)	1:12.14 [2] (0:11.65)	1:00.49 [3] (0:12.28)	0:48.21 [3] (0:12.54)	0:35.67 [4] (0:11.74)	0:23.93 [2] (0:11.58)	0:12.35 [2] (0:12.35)					
Average Speed [km/h]	55.0	66.9	61.8	59.0	57.8	62.3	62.7	58.2					
Top Speed [km/h]	69.1	68.6	64.2	60.6	60.2	64.1	64.1	61.3					
Avg. Dist. to Rail [m]	1.7	2.8	3.0	1.5	2.2	2.3	4.4	7.8					
Avg. Stride Freq. [Hz]	2.4	2.5	2.3	2.3	2.2	2.3	2.4	2.3					
Avg. Stride Length [m]	6.3	7.4	7.3	7.1	7.3	7.5	7.4	6.9					





Horse/Jockey Name	Lune D'excellence
Final Rank	2
Fastest Section Time (Section)	0:11.35 (1400m)
Top Speed [km/h] (Section)	66.2 (Overall)
Race State	Finished

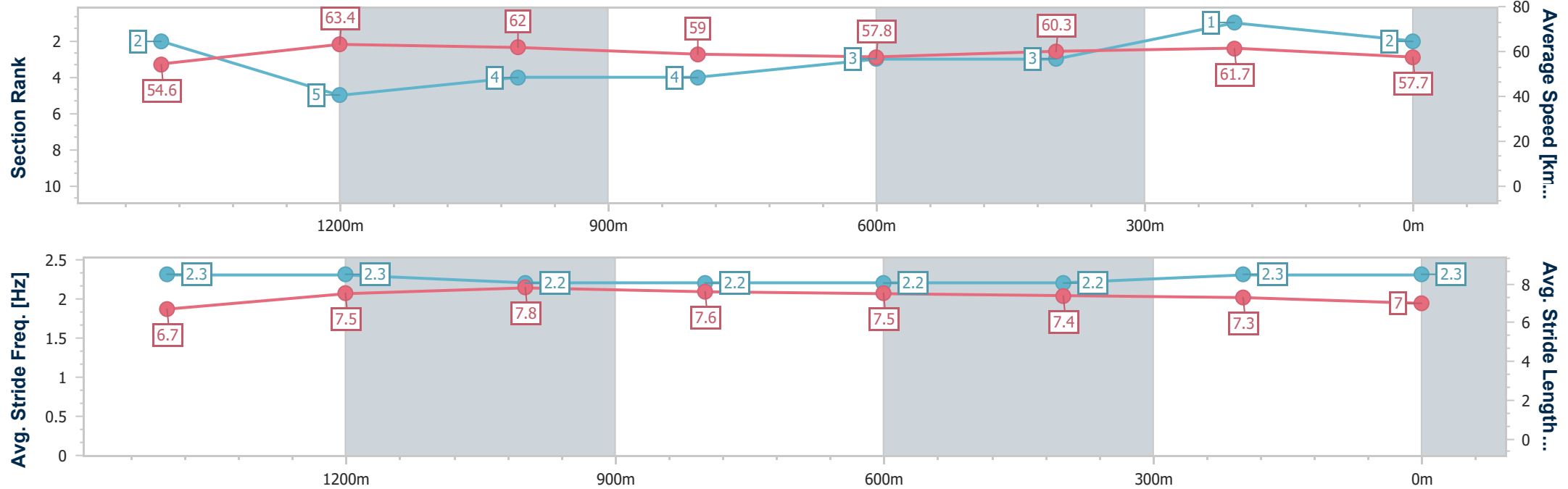


DoombenProfessional
Race 2: TATTERSALLS TIARA RACEDAY 28 JUNE QTIS Three-
Year-Old Maiden Plate - 1660m
18 June 2025 - 13:09
Track Rating: Good 4, Weather: Overcast, Rail Position: +11m
Entire



BRISBANE
RACING CLUB

Section	Overall	1400m	1200m	1000m	800m	600m	400m	200m					
Section Times	1:40.27 [2] (0:17.06)	1:23.21 [2] (0:11.35)	1:11.86 [5] (0:11.59)	1:00.27 [4] (0:12.13)	0:48.14 [4] (0:12.31)	0:35.83 [3] (0:11.81)	0:24.02 [3] (0:11.55)	0:12.47 [1] (0:12.47)					
Average Speed [km/h]	54.6	63.4	62.0	59.0	57.8	60.3	61.7	57.7					
Top Speed [km/h]	66.2	65.0	62.5	62.2	59.3	61.1	63.2	61.1					
Avg. Dist. to Rail [m]	2.7	0.6	0.5	1.1	2.6	2.4	2.0	1.2					
Avg. Stride Freq. [Hz]	2.3	2.3	2.2	2.2	2.2	2.2	2.3	2.3					
Avg. Stride Length [m]	6.7	7.5	7.8	7.6	7.5	7.4	7.3	7.0					





Horse/Jockey Name	Cambridge Bay
Final Rank	3
Fastest Section Time (Section)	0:11.20 (1400m)
Top Speed [km/h] (Section)	67.8 (Overall)
Race State	Finished

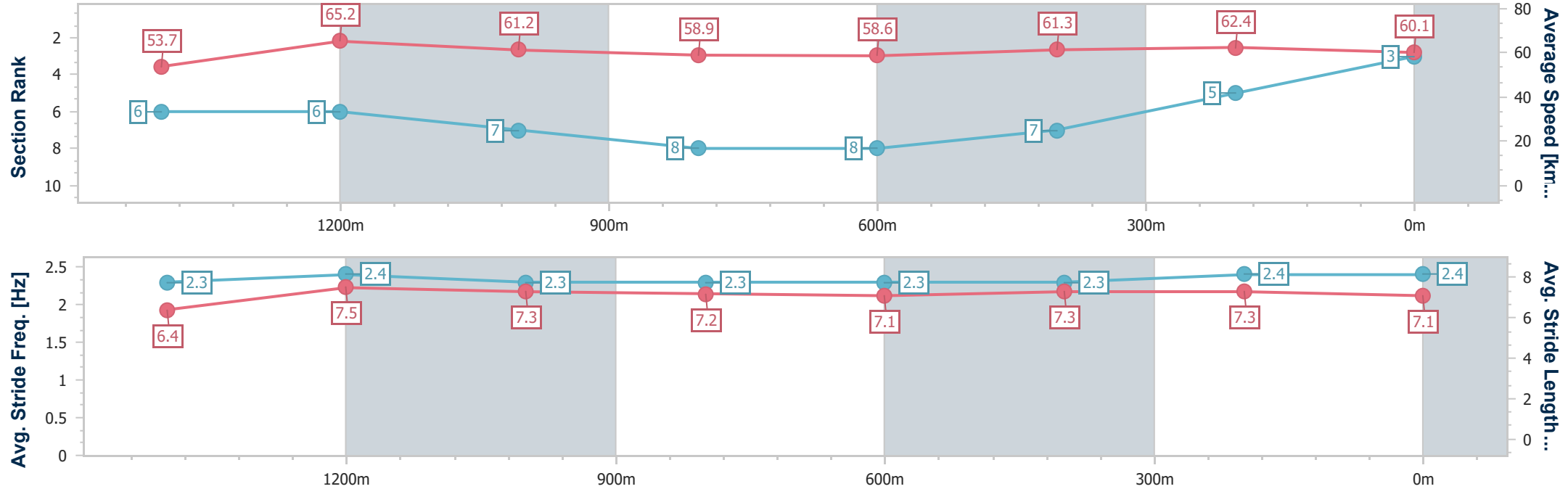


DoombenProfessional
Race 2: TATTERSALLS TIARA RACEDAY 28 JUNE QTIS Three-
Year-Old Maiden Plate - 1660m
18 June 2025 - 13:09
Track Rating: Good 4, Weather: Overcast, Rail Position: +11m
Entire



BRISBANE
RACING CLUB

Section	Overall	1400m	1200m	1000m	800m	600m	400m	200m					
Section Times	1:40.46 [3] (0:17.39)	1:23.07 [6] (0:11.20)	1:11.87 [6] (0:11.75)	1:00.12 [7] (0:12.33)	0:47.79 [8] (0:12.38)	0:35.41 [8] (0:11.84)	0:23.57 [7] (0:11.58)	0:11.99 [5] (0:11.99)					
Average Speed [km/h]	53.7	65.2	61.2	58.9	58.6	61.3	62.4	60.1					
Top Speed [km/h]	67.8	67.0	63.3	61.6	59.9	62.8	64.7	63.1					
Avg. Dist. to Rail [m]	2.1	1.8	2.6	2.3	2.1	1.5	2.2	1.2					
Avg. Stride Freq. [Hz]	2.3	2.4	2.3	2.3	2.3	2.3	2.4	2.4					
Avg. Stride Length [m]	6.4	7.5	7.3	7.2	7.1	7.3	7.3	7.1					



[] Ranking at each section and finish
-.-.- No data available at this section
NA No data available



Horse/Jockey Name	Saturdays Girl
Final Rank	4
Fastest Section Time (Section)	0:11.16 (1400m)
Top Speed [km/h] (Section)	68.9 (Overall)
Race State	Finished

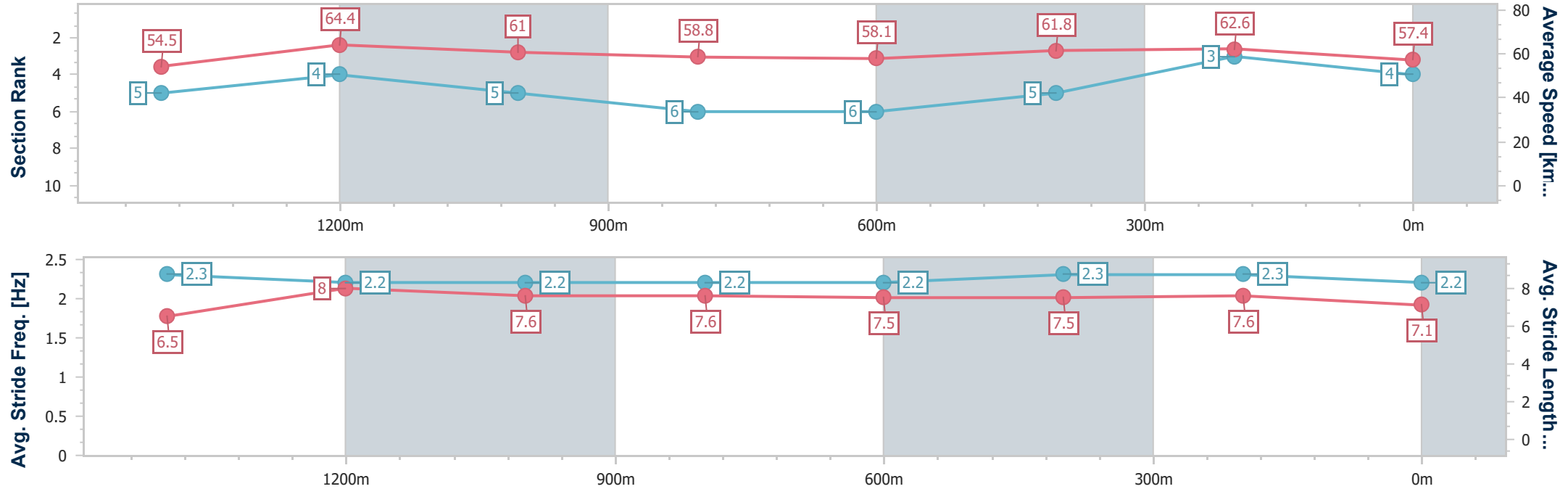


DoombenProfessional
Race 2: TATTERSALLS TIARA RACEDAY 28 JUNE QTIS Three-
Year-Old Maiden Plate - 1660m
18 June 2025 - 13:09
Track Rating: Good 4, Weather: Overcast, Rail Position: +11m
Entire



BRISBANE
RACING CLUB

Section	Overall	1400m	1200m	1000m	800m	600m	400m	200m					
Section Times	1:40.75 [4] (0:17.19)	1:23.56 [5] (0:11.16)	1:12.40 [4] (0:11.84)	1:00.56 [5] (0:12.26)	0:48.30 [6] (0:12.43)	0:35.87 [6] (0:11.79)	0:24.08 [5] (0:11.52)	0:12.56 [3] (0:12.56)					
Average Speed [km/h]	54.5	64.4	61.0	58.8	58.1	61.8	62.6	57.4					
Top Speed [km/h]	68.9	67.1	62.6	60.9	59.6	63.3	63.8	60.6					
Avg. Dist. to Rail [m]	1.0	0.7	1.5	0.7	1.3	1.7	3.2	2.6					
Avg. Stride Freq. [Hz]	2.3	2.2	2.2	2.2	2.2	2.3	2.3	2.2					
Avg. Stride Length [m]	6.5	8.0	7.6	7.6	7.5	7.5	7.6	7.1					





Horse/Jockey Name	Gas Brigade
Final Rank	5
Fastest Section Time (Section)	0:11.12 (1400m)
Top Speed [km/h] (Section)	67.7 (Overall)
Race State	Finished

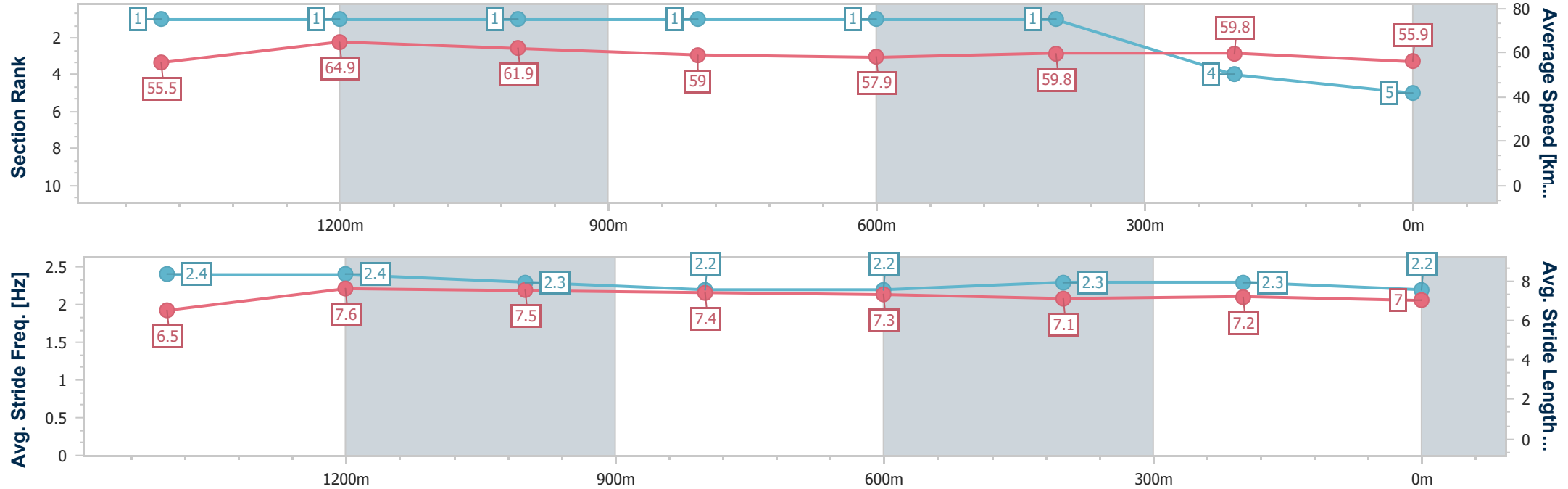


DoombenProfessional
Race 2: TATTERSALLS TIARA RACEDAY 28 JUNE QTIS Three-
Year-Old Maiden Plate - 1660m
18 June 2025 - 13:09
Track Rating: Good 4, Weather: Overcast, Rail Position: +11m
Entire



BRISBANE
RACING CLUB

Section	Overall	1400m	1200m	1000m	800m	600m	400m	200m					
Section Times	1:41.08 [5] (0:16.84)	1:24.24 [1] (0:11.12)	1:13.12 [1] (0:11.59)	1:01.53 [1] (0:12.20)	0:49.33 [1] (0:12.45)	0:36.88 [1] (0:12.00)	0:24.88 [1] (0:11.99)	0:12.89 [4] (0:12.89)					
Average Speed [km/h]	55.5	64.9	61.9	59.0	57.9	59.8	59.8	55.9					
Top Speed [km/h]	67.7	66.9	63.4	61.1	59.9	60.3	61.8	58.6					
Avg. Dist. to Rail [m]	0.7	0.2	0.2	0.4	0.2	0.7	1.0	1.2					
Avg. Stride Freq. [Hz]	2.4	2.4	2.3	2.2	2.2	2.3	2.3	2.2					
Avg. Stride Length [m]	6.5	7.6	7.5	7.4	7.3	7.1	7.2	7.0					





Horse/Jockey Name	Xtra La Vita
Final Rank	6
Fastest Section Time (Section)	0:11.28 (1400m)
Top Speed [km/h] (Section)	65.9 (1400m)
Race State	Finished

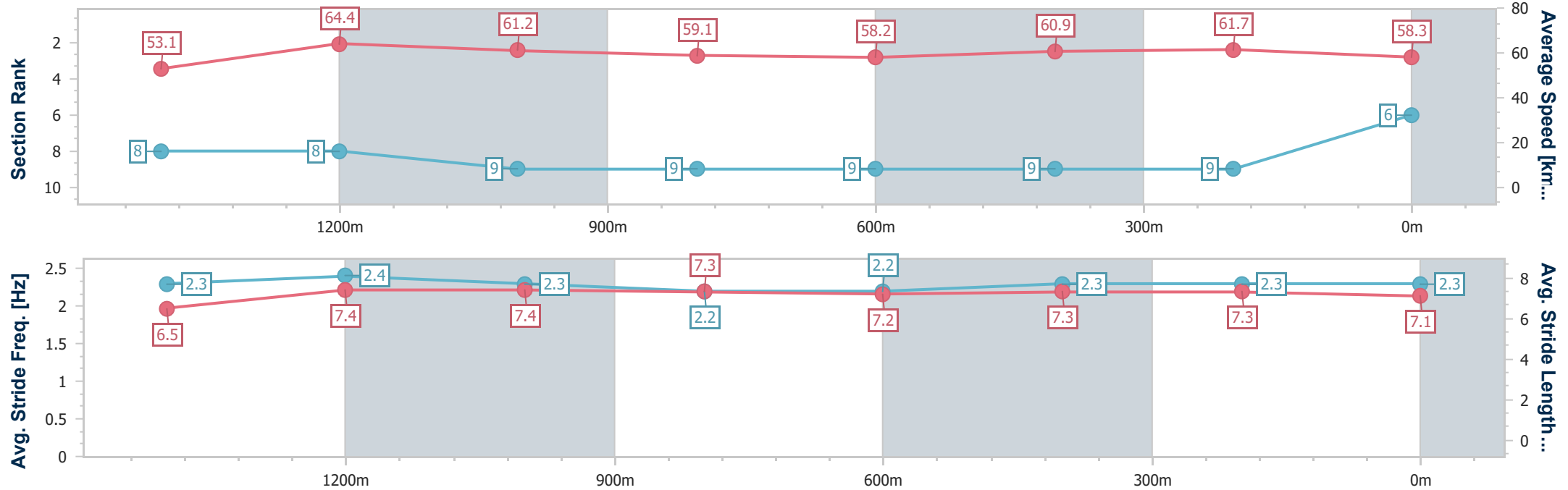


DoombenProfessional
Race 2: TATTERSALLS TIARA RACEDAY 28 JUNE QTIS Three-
Year-Old Maiden Plate - 1660m
18 June 2025 - 13:09
Track Rating: Good 4, Weather: Overcast, Rail Position: +11m
Entire



BRISBANE
RACING CLUB

Section	Overall	1400m	1200m	1000m	800m	600m	400m	200m					
Section Times	1:41.28 [6] (0:17.66)	1:23.62 [8] (0:11.28)	1:12.34 [8] (0:11.74)	1:00.60 [9] (0:12.29)	0:48.31 [9] (0:12.43)	0:35.88 [9] (0:11.89)	0:23.99 [9] (0:11.65)	0:12.34 [9] (0:12.34)					
Average Speed [km/h]	53.1	64.4	61.2	59.1	58.2	60.9	61.7	58.3					
Top Speed [km/h]	65.0	65.9	62.7	61.0	59.9	62.9	64.0	59.3					
Avg. Dist. to Rail [m]	3.0	1.1	1.8	2.2	1.5	0.5	0.6	1.9					
Avg. Stride Freq. [Hz]	2.3	2.4	2.3	2.2	2.2	2.3	2.3	2.3					
Avg. Stride Length [m]	6.5	7.4	7.4	7.3	7.2	7.3	7.3	7.1					





Horse/Jockey Name	Kaddari
Final Rank	7
Fastest Section Time (Section)	0:11.17 (1400m)
Top Speed [km/h] (Section)	66.8 (Overall)
Race State	Finished

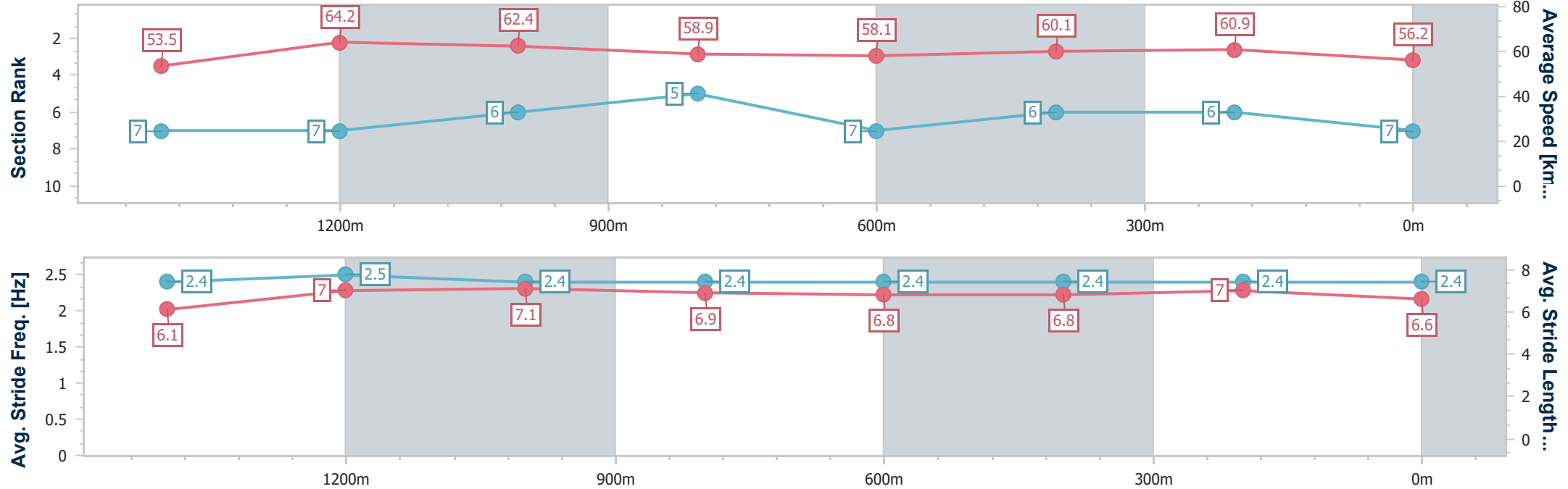


DoombenProfessional
Race 2: TATTERSALLS TIARA RACEDAY 28 JUNE QTIS Three-
Year-Old Maiden Plate - 1660m
18 June 2025 - 13:09
Track Rating: Good 4, Weather: Overcast, Rail Position: +11m
Entire



BRISBANE
RACING CLUB

Section	Overall	1400m	1200m	1000m	800m	600m	400m	200m					
Section Times	1:41.38 [7] (0:17.49)	1:23.89 [7] (0:11.17)	1:12.72 [7] (0:11.55)	1:01.17 [6] (0:12.23)	0:48.94 [5] (0:12.44)	0:36.50 [7] (0:11.95)	0:24.55 [6] (0:11.73)	0:12.82 [6] (0:12.82)					
Average Speed [km/h]	53.5	64.2	62.4	58.9	58.1	60.1	60.9	56.2					
Top Speed [km/h]	66.8	66.0	64.1	61.9	60.0	61.6	61.8	58.4					
Avg. Dist. to Rail [m]	1.3	0.5	1.1	0.7	0.3	0.5	1.5	0.6					
Avg. Stride Freq. [Hz]	2.4	2.5	2.4	2.4	2.4	2.4	2.4	2.4					
Avg. Stride Length [m]	6.1	7.0	7.1	6.9	6.8	6.8	7.0	6.6					





Horse/Jockey Name	Ludwig
Final Rank	8
Fastest Section Time (Section)	0:10.99 (1400m)
Top Speed [km/h] (Section)	67.0 (1400m)
Race State	Finished

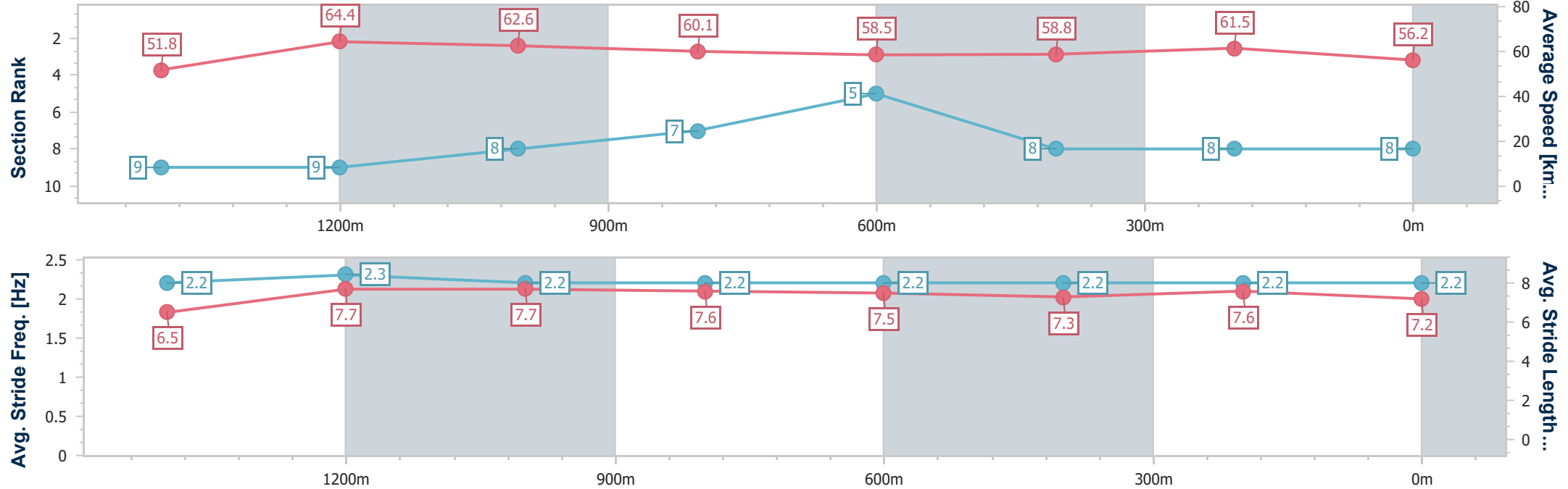


DoombenProfessional
Race 2: TATTERSALLS TIARA RACEDAY 28 JUNE QTIS Three-
Year-Old Maiden Plate - 1660m
18 June 2025 - 13:09
Track Rating: Good 4, Weather: Overcast, Rail Position: +11m
Entire



BRISBANE
RACING CLUB

Section	Overall	1400m	1200m	1000m	800m	600m	400m	200m					
Section Times	1:41.60 [8] (0:18.02)	1:23.58 [9] (0:10.99)	1:12.59 [9] (0:11.47)	1:01.12 [8] (0:11.99)	0:49.13 [7] (0:12.37)	0:36.76 [5] (0:12.24)	0:24.52 [8] (0:11.72)	0:12.80 [8] (0:12.80)					
Average Speed [km/h]	51.8	64.4	62.6	60.1	58.5	58.8	61.5	56.2					
Top Speed [km/h]	65.4	67.0	65.1	63.5	59.3	60.6	63.4	59.6					
Avg. Dist. to Rail [m]	2.0	2.5	1.3	0.8	1.2	0.6	2.1	4.7					
Avg. Stride Freq. [Hz]	2.2	2.3	2.2	2.2	2.2	2.2	2.2	2.2					
Avg. Stride Length [m]	6.5	7.7	7.7	7.6	7.5	7.3	7.6	7.2					





Horse/Jockey Name	Dream Thinker
Final Rank	9
Fastest Section Time (Section)	0:10.95 (1400m)
Top Speed [km/h] (Section)	69.0 (1400m)
Race State	Finished

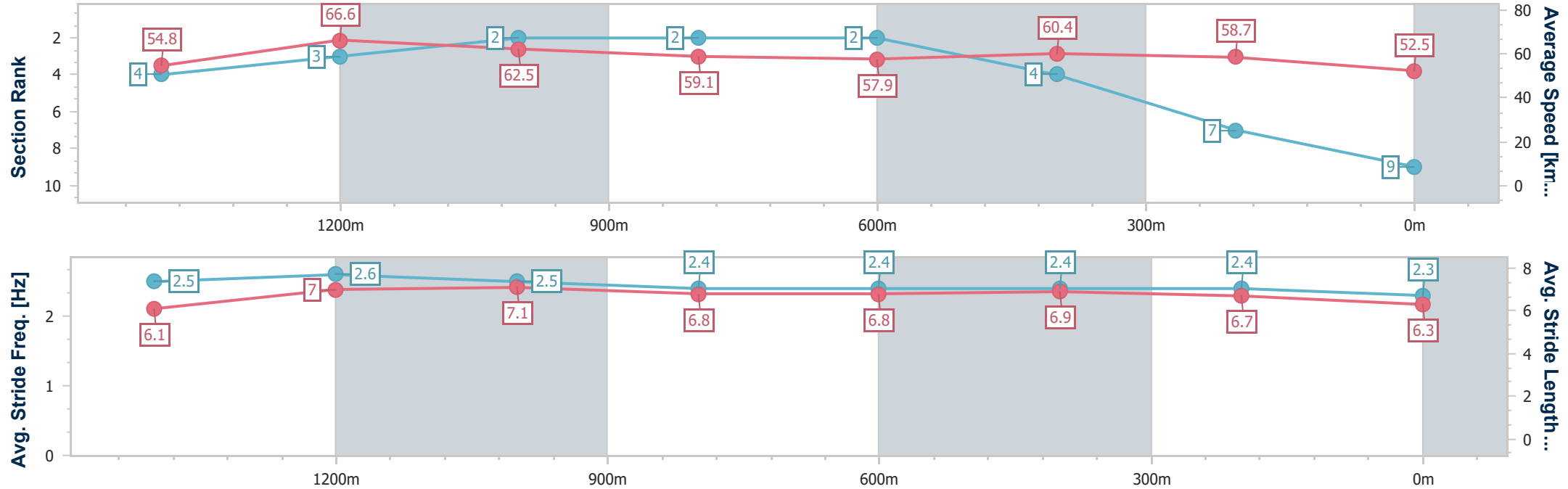


DoombenProfessional
Race 2: TATTERSALLS TIARA RACEDAY 28 JUNE QTIS Three-
Year-Old Maiden Plate - 1660m
18 June 2025 - 13:09
Track Rating: Good 4, Weather: Overcast, Rail Position: +11m
Entire



BRISBANE
RACING CLUB

Section	Overall	1400m	1200m	1000m	800m	600m	400m	200m					
Section Times	1:42.41 [9] (0:17.14)	1:25.27 [4] (0:10.95)	1:14.32 [3] (0:11.51)	1:02.81 [2] (0:12.22)	0:50.59 [2] (0:12.57)	0:38.02 [2] (0:12.03)	0:25.99 [4] (0:12.30)	0:13.69 [7] (0:13.69)					
Average Speed [km/h]	54.8	66.6	62.5	59.1	57.9	60.4	58.7	52.5					
Top Speed [km/h]	68.7	69.0	63.8	61.7	60.3	61.3	60.7	56.5					
Avg. Dist. to Rail [m]	4.0	1.8	2.0	1.7	2.0	1.3	2.1	3.7					
Avg. Stride Freq. [Hz]	2.5	2.6	2.5	2.4	2.4	2.4	2.4	2.3					
Avg. Stride Length [m]	6.1	7.0	7.1	6.8	6.8	6.9	6.7	6.3					





DoombenProfessional
Race 3: MEKKA RACEDAY 16 AUGUST QTIS Two-Year-Old Handicap - 1350m
18 June 2025 - 13:43



Track Rating: Good 4, Weather: Overcast, Rail Position: +11m Entire

Section						Overall	1200m	1000m	800m	600m	400m	Last 600m	
Field Times						1:21.30 (0:11.21)	1:10.09 (0:11.27)	0:58.82 (0:11.68)	0:47.14 (0:12.29)	0:34.85 (0:11.98)	0:22.87 (0:11.27)	0:34.85	
Rank	TAB	Horse/Jockey	Barrier	Top Speed [km/h]	Fastest Section								Distance Travelled [m]
1	5	LOCKYER	6	68.7	0:10.80	1:21.30 [1]	1:09.57 [5]	0:58.15 [6]	0:46.44 [5]	0:34.15 [5]	0:22.20 [5]	0:34.15	
		Angela Jones		400m	400m	(0:11.73)	(0:11.42)	(0:11.71)	(0:12.29)	(0:11.95)	(0:10.80)		
2	3	FIRST EMPIRE	1	66.5	0:11.07	1:21.38 [2]	1:10.01 [3]	0:58.57 [3]	0:46.87 [3]	0:34.44 [3]	0:22.53 [4]	0:34.44	-4
		Michael Rodd		400m	400m	(0:11.37)	(0:11.44)	(0:11.70)	(0:12.43)	(0:11.91)	(0:11.07)		
3	1	NORTH POLE	4	65.4	0:11.19	1:21.52 [3]	1:10.30 [2]	0:58.93 [2]	0:47.17 [2]	0:34.93 [2]	0:23.01 [2]	0:34.93	-2
		Cejay Graham		400m	400m	(0:11.22)	(0:11.37)	(0:11.76)	(0:12.24)	(0:11.92)	(0:11.19)		
4	8	SAVEUR	3	65.5	0:11.16	1:21.66 [4]	1:10.13 [4]	0:58.74 [4]	0:47.05 [4]	0:34.71 [4]	0:22.86 [3]	0:34.71	-2
		Damien Thornton		400m	400m	(0:11.53)	(0:11.39)	(0:11.69)	(0:12.34)	(0:11.85)	(0:11.16)		
5	2	ARTISTIC ENDEAVOUR	7	66.9	0:10.99	1:22.07 [5]	1:10.23 [7]	0:58.70 [7]	0:47.03 [7]	0:34.66 [7]	0:22.87 [7]	0:34.66	-3
		Andrew Mallyon		400m	400m	(0:11.84)	(0:11.53)	(0:11.67)	(0:12.37)	(0:11.79)	(0:10.99)		
6	4	ZHONGXIN KOALA	2	64.7	0:11.21	1:22.30 [6]	1:11.09 [1]	0:59.82 [1]	0:48.14 [1]	0:35.85 [1]	0:23.87 [1]	0:35.85	-6
		Karl Zechner		1200m	Overall	(0:11.21)	(0:11.27)	(0:11.68)	(0:12.29)	(0:11.98)	(0:11.42)		
7	6	STRAZ DANZ	5	66.1	0:11.32	1:23.69 [7]	1:11.86 [6]	1:00.54 [5]	0:48.74 [6]	0:36.53 [6]	0:24.52 [6]	0:36.53	-7
		Justin Stanley		1200m	1200m	(0:11.83)	(0:11.32)	(0:11.80)	(0:12.21)	(0:12.01)	(0:11.91)		

Scratched: Rascal Boi (#7)



DoombenProfessional
Race 3: MEKKA RACEDAY 16 AUGUST QTIS Two-Year-Old Handicap - 1350m
18 June 2025 - 13:43



Track Rating: Good 4, Weather: Overcast, Rail Position: +11m Entire

Section		200m		Last 600m			
Field Times		0:11.60 (0:11.60)		0:34.85			
Rank	TAB Horse/Jockey	Barrier	Top Speed [km/h]	Fastest Section	Margin	Distance Travelled [m]	
1	5 LOCKYER Angela Jones	6	68.7 400m	0:10.80 400m	0:11.40 [3] (0:11.40)	1:21.30	0:34.15
2	3 FIRST EMPIRE Michael Rodd	1	66.5 400m	0:11.07 400m	0:11.46 [4] (0:11.46)	0.5L	0:34.44 -4
3	1 NORTH POLE Cejay Graham	4	65.4 400m	0:11.19 400m	0:11.82 [1] (0:11.82)	1.29L	0:34.93 -2
4	8 SAVEUR Damien Thornton	3	65.5 400m	0:11.16 400m	0:11.70 [5] (0:11.70)	2.11L	0:34.71 -2
5	2 ARTISTIC ENDEAVOUR Andrew Mallyon	7	66.9 400m	0:10.99 400m	0:11.88 [6] (0:11.88)	4.57L	0:34.66 -3
6	4 ZHONGXIN KOALA Karl Zechner	2	64.7 1200m	0:11.21 Overall	0:12.45 [2] (0:12.45)	5.92L	0:35.85 -6
7	6 STRAZ DANZ Justin Stanley	5	66.1 1200m	0:11.32 1200m	0:12.61 [7] (0:12.61)	14.09L	0:36.53 -7

Scratched: Rascal Boi (#7)



Horse/Jockey Name	Lockyer
Final Rank	1
Fastest Section Time (Section)	0:10.80 (400m)
Top Speed [km/h] (Section)	68.7 (400m)
Race State	Finished

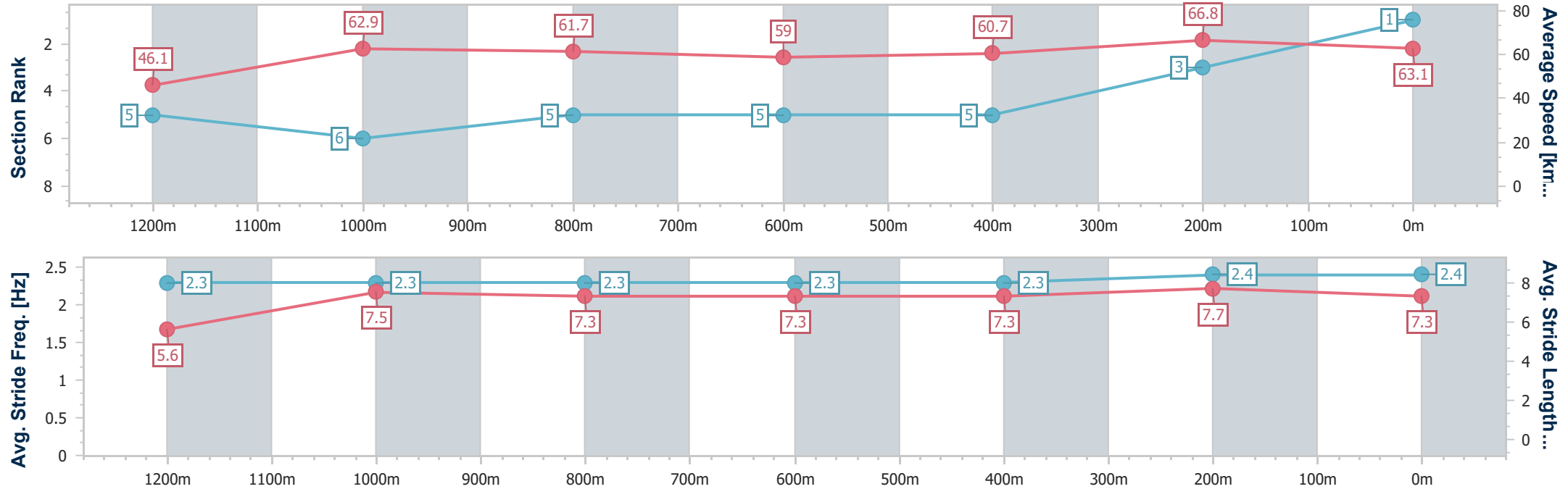


DoombenProfessional
Race 3: MEKKA RACEDAY 16 AUGUST QTIS Two-Year-Old
Handicap - 1350m
18 June 2025 - 13:43
Track Rating: Good 4, Weather: Overcast, Rail Position: +11m
Entire



BRISBANE
RACING CLUB

Section	Overall	1200m	1000m	800m	600m	400m	200m						
Section Times	1:21.30 [1] (0:11.73)	1:09.57 [5] (0:11.42)	0:58.15 [6] (0:11.71)	0:46.44 [5] (0:12.29)	0:34.15 [5] (0:11.95)	0:22.20 [5] (0:10.80)	0:11.40 [3] (0:11.40)						
Average Speed [km/h]	46.1	62.9	61.7	59.0	60.7	66.8	63.1						
Top Speed [km/h]	61.4	64.7	64.0	59.4	62.9	68.7	66.5						
Avg. Dist. to Rail [m]	6.1	2.0	1.7	1.3	1.3	3.1	3.7						
Avg. Stride Freq. [Hz]	2.3	2.3	2.3	2.3	2.3	2.4	2.4						
Avg. Stride Length [m]	5.6	7.5	7.3	7.3	7.3	7.7	7.3						





Horse/Jockey Name	First Empire
Final Rank	2
Fastest Section Time (Section)	0:11.07 (400m)
Top Speed [km/h] (Section)	66.5 (400m)
Race State	Finished

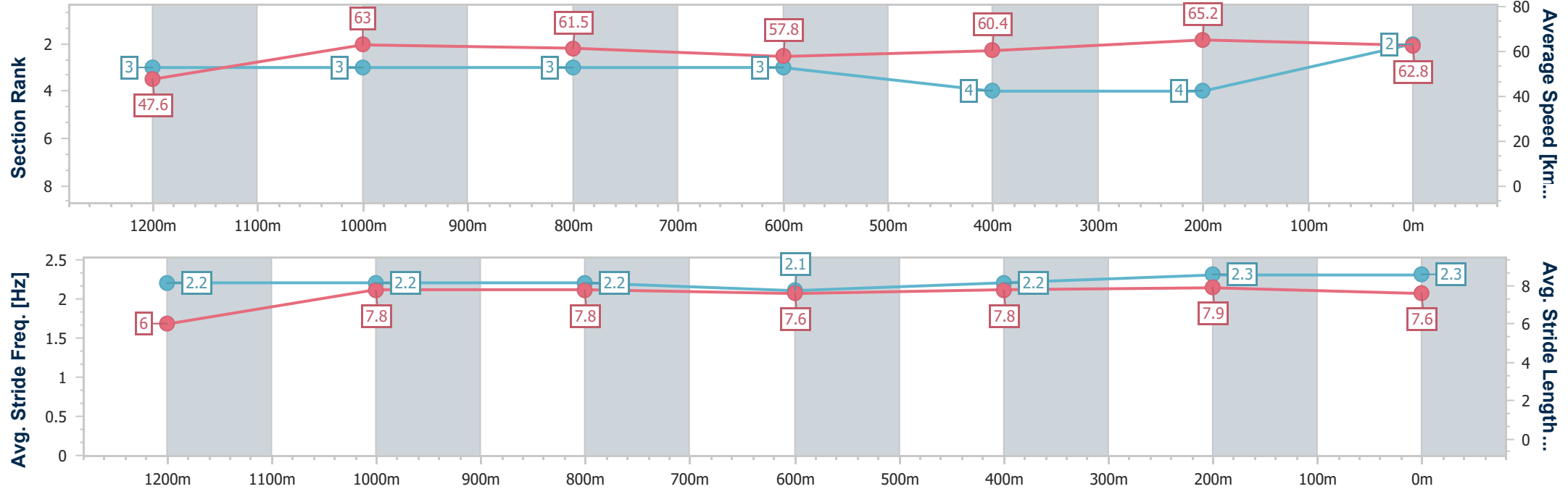


DoombenProfessional
Race 3: MEKKA RACEDAY 16 AUGUST QTIS Two-Year-Old
Handicap - 1350m
18 June 2025 - 13:43
Track Rating: Good 4, Weather: Overcast, Rail Position: +11m
Entire



BRISBANE
RACING CLUB

Section	Overall	1200m	1000m	800m	600m	400m	200m						
Section Times	1:21.38 [2] (0:11.37)	1:10.01 [3] (0:11.44)	0:58.57 [3] (0:11.70)	0:46.87 [3] (0:12.43)	0:34.44 [3] (0:11.91)	0:22.53 [4] (0:11.07)	0:11.46 [4] (0:11.46)						
Average Speed [km/h]	47.6	63.0	61.5	57.8	60.4	65.2	62.8						
Top Speed [km/h]	63.0	63.8	62.9	59.0	63.7	66.5	64.8						
Avg. Dist. to Rail [m]	1.7	0.2	0.1	0.2	0.4	1.3	1.2						
Avg. Stride Freq. [Hz]	2.2	2.2	2.2	2.1	2.2	2.3	2.3						
Avg. Stride Length [m]	6.0	7.8	7.8	7.6	7.8	7.9	7.6						



[] Ranking at each section and finish
-.-.- No data available at this section
NA No data available



Horse/Jockey Name	North Pole
Final Rank	3
Fastest Section Time (Section)	0:11.19 (400m)
Top Speed [km/h] (Section)	65.4 (400m)
Race State	Finished

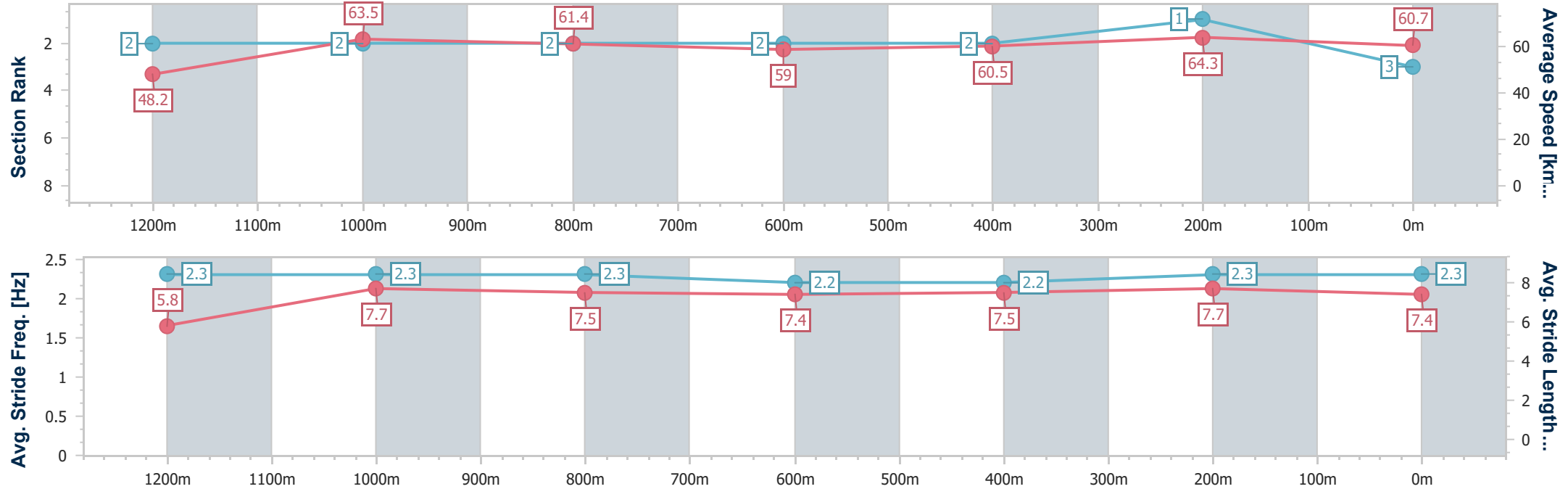


DoombenProfessional
Race 3: MEKKA RACEDAY 16 AUGUST QTIS Two-Year-Old
Handicap - 1350m
18 June 2025 - 13:43
Track Rating: Good 4, Weather: Overcast, Rail Position: +11m
Entire



BRISBANE
RACING CLUB

Section	Overall	1200m	1000m	800m	600m	400m	200m						
Section Times	1:21.52 [3] (0:11.22)	1:10.30 [2] (0:11.37)	0:58.93 [2] (0:11.76)	0:47.17 [2] (0:12.24)	0:34.93 [2] (0:11.92)	0:23.01 [2] (0:11.19)	0:11.82 [1] (0:11.82)						
Average Speed [km/h]	48.2	63.5	61.4	59.0	60.5	64.3	60.7						
Top Speed [km/h]	64.5	64.7	63.8	59.7	63.3	65.4	63.2						
Avg. Dist. to Rail [m]	4.6	1.5	1.2	0.6	0.3	0.3	0.9						
Avg. Stride Freq. [Hz]	2.3	2.3	2.3	2.2	2.2	2.3	2.3						
Avg. Stride Length [m]	5.8	7.7	7.5	7.4	7.5	7.7	7.4						





Horse/Jockey Name	Saveur
Final Rank	4
Fastest Section Time (Section)	0:11.16 (400m)
Top Speed [km/h] (Section)	65.5 (400m)
Race State	Finished

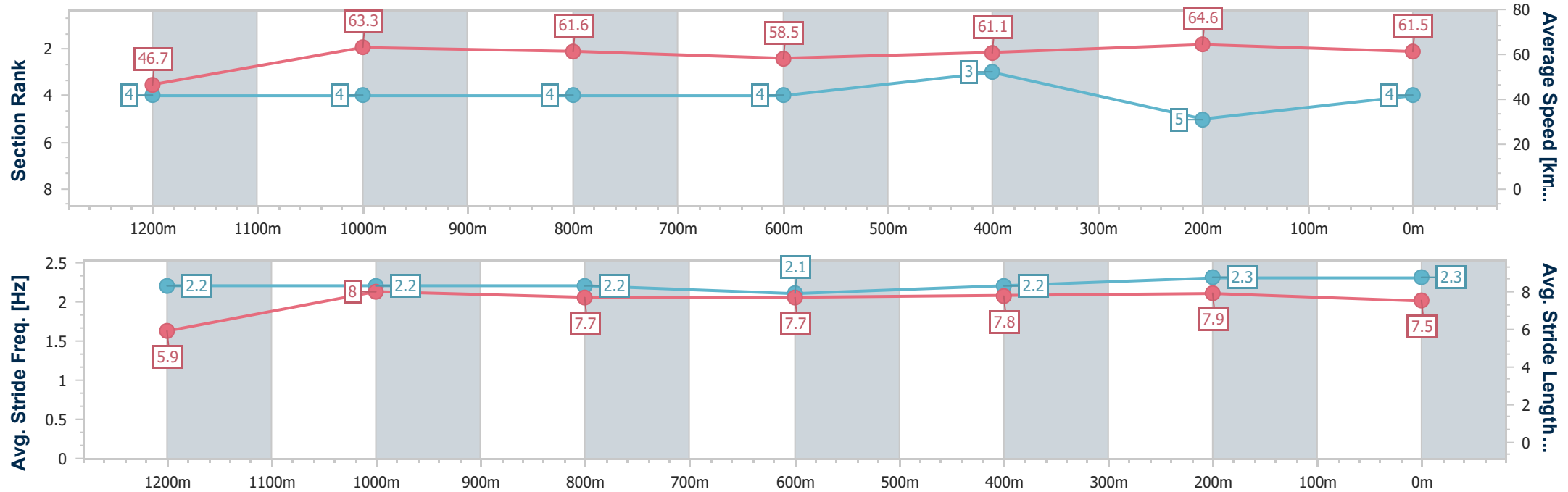


DoombenProfessional
Race 3: MEKKA RACEDAY 16 AUGUST QTIS Two-Year-Old
Handicap - 1350m
18 June 2025 - 13:43
Track Rating: Good 4, Weather: Overcast, Rail Position: +11m
Entire



BRISBANE
RACING CLUB

Section	Overall	1200m	1000m	800m	600m	400m	200m						
Section Times	1:21.66 [4] (0:11.53)	1:10.13 [4] (0:11.39)	0:58.74 [4] (0:11.69)	0:47.05 [4] (0:12.34)	0:34.71 [4] (0:11.85)	0:22.86 [3] (0:11.16)	0:11.70 [5] (0:11.70)						
Average Speed [km/h]	46.7	63.3	61.6	58.5	61.1	64.6	61.5						
Top Speed [km/h]	64.0	65.0	64.7	60.2	63.8	65.5	63.8						
Avg. Dist. to Rail [m]	3.8	1.3	1.0	0.7	0.6	3.3	5.1						
Avg. Stride Freq. [Hz]	2.2	2.2	2.2	2.1	2.2	2.3	2.3						
Avg. Stride Length [m]	5.9	8.0	7.7	7.7	7.8	7.9	7.5						





Horse/Jockey Name	Artistic Endeavour
Final Rank	5
Fastest Section Time (Section)	0:10.99 (400m)
Top Speed [km/h] (Section)	66.9 (400m)
Race State	Finished

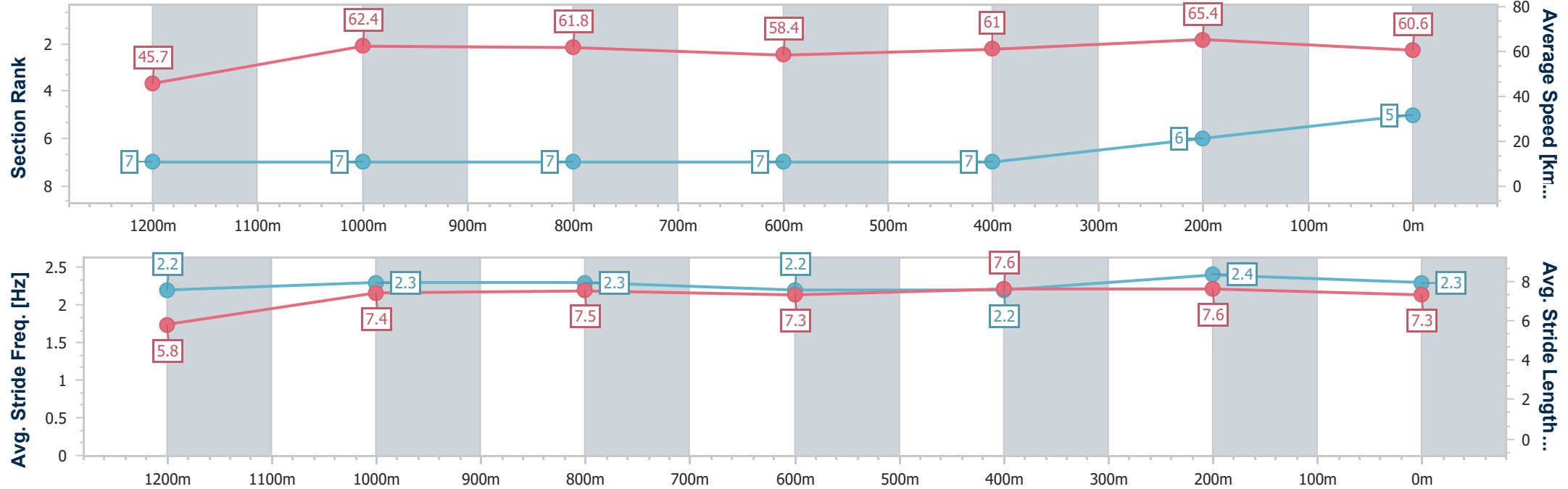


DoombenProfessional
Race 3: MEKKA RACEDAY 16 AUGUST QTIS Two-Year-Old
Handicap - 1350m
18 June 2025 - 13:43
Track Rating: Good 4, Weather: Overcast, Rail Position: +11m
Entire



BRISBANE
RACING CLUB

Section	Overall	1200m	1000m	800m	600m	400m	200m						
Section Times	1:22.07 [5] (0:11.84)	1:10.23 [7] (0:11.53)	0:58.70 [7] (0:11.67)	0:47.03 [7] (0:12.37)	0:34.66 [7] (0:11.79)	0:22.87 [7] (0:10.99)	0:11.88 [6] (0:11.88)						
Average Speed [km/h]	45.7	62.4	61.8	58.4	61.0	65.4	60.6						
Top Speed [km/h]	62.7	63.5	62.9	58.9	63.9	66.9	64.2						
Avg. Dist. to Rail [m]	5.9	0.5	0.6	0.7	0.7	0.8	0.8						
Avg. Stride Freq. [Hz]	2.2	2.3	2.3	2.2	2.2	2.4	2.3						
Avg. Stride Length [m]	5.8	7.4	7.5	7.3	7.6	7.6	7.3						



[] Ranking at each section and finish
-.-.- No data available at this section
NA No data available



Horse/Jockey Name	Zhongxin Koala
Final Rank	6
Fastest Section Time (Section)	0:11.21 (Overall)
Top Speed [km/h] (Section)	64.7 (1200m)
Race State	Finished

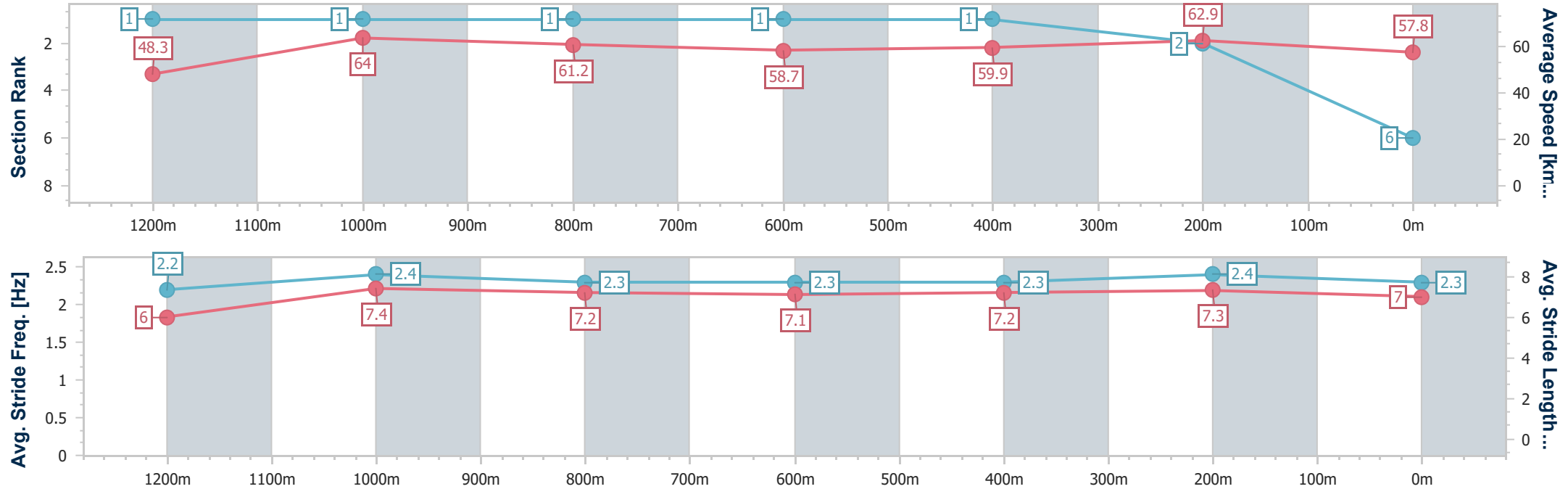


DoombenProfessional
Race 3: MEKKA RACEDAY 16 AUGUST QTIS Two-Year-Old
Handicap - 1350m
18 June 2025 - 13:43
Track Rating: Good 4, Weather: Overcast, Rail Position: +11m
Entire



BRISBANE
RACING CLUB

Section	Overall	1200m	1000m	800m	600m	400m	200m						
Section Times	1:22.30 [6] (0:11.21)	1:11.09 [1] (0:11.27)	0:59.82 [1] (0:11.68)	0:48.14 [1] (0:12.29)	0:35.85 [1] (0:11.98)	0:23.87 [1] (0:11.42)	0:12.45 [2] (0:12.45)						
Average Speed [km/h]	48.3	64.0	61.2	58.7	59.9	62.9	57.8						
Top Speed [km/h]	63.7	64.7	64.7	59.4	62.5	64.6	61.4						
Avg. Dist. to Rail [m]	3.2	1.0	1.7	0.3	0.5	1.3	1.3						
Avg. Stride Freq. [Hz]	2.2	2.4	2.3	2.3	2.3	2.4	2.3						
Avg. Stride Length [m]	6.0	7.4	7.2	7.1	7.2	7.3	7.0						





Horse/Jockey Name	Straz Danz
Final Rank	7
Fastest Section Time (Section)	0:11.32 (1200m)
Top Speed [km/h] (Section)	66.1 (1200m)
Race State	Finished

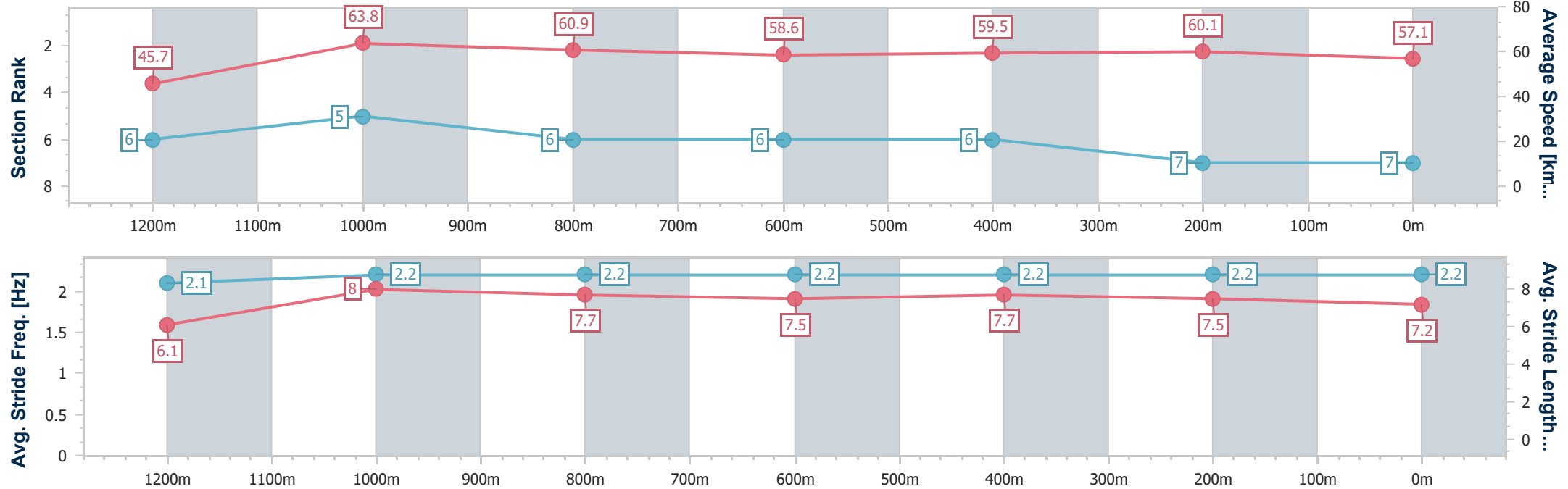


DoombenProfessional
Race 3: MEKKA RACEDAY 16 AUGUST QTIS Two-Year-Old
Handicap - 1350m
18 June 2025 - 13:43
Track Rating: Good 4, Weather: Overcast, Rail Position: +11m
Entire



BRISBANE
RACING CLUB

Section	Overall	1200m	1000m	800m	600m	400m	200m						
Section Times	1:23.69 [7] (0:11.83)	1:11.86 [6] (0:11.32)	1:00.54 [5] (0:11.80)	0:48.74 [6] (0:12.21)	0:36.53 [6] (0:12.01)	0:24.52 [6] (0:11.91)	0:12.61 [7] (0:12.61)						
Average Speed [km/h]	45.7	63.8	60.9	58.6	59.5	60.1	57.1						
Top Speed [km/h]	64.2	66.1	62.3	59.8	60.0	61.4	59.1						
Avg. Dist. to Rail [m]	3.5	1.0	0.4	1.0	1.5	2.2	2.7						
Avg. Stride Freq. [Hz]	2.1	2.2	2.2	2.2	2.2	2.2	2.2						
Avg. Stride Length [m]	6.1	8.0	7.7	7.5	7.7	7.5	7.2						





DoombenProfessional

Race 4: XXXX GOLD Maiden Handicap - 1110m

18 June 2025 - 14:20



BRISBANE
RACING CLUB

Track Rating: Good 4, Weather: Overcast, Rail Position: +11m Entire

Section		Overall				1000m	800m	600m	400m	200m	Last 600m		
Field Times		1:04.05				0:55.77	0:45.07	0:34.08	0:22.80	0:11.76	0:34.08		
		(0:08.28)				(0:10.70)	(0:10.99)	(0:11.28)	(0:11.04)	(0:11.76)			
Rank	TAB	Horse/Jockey	Barrier	Top Speed [km/h]	Fastest Section						Margin	Distance Travelled [m]	
1	4	DEEP VEGAS	9	69.2	0:08.70	1:04.05 [1]	0:55.35 [6]	0:44.66 [5]	0:33.79 [5]	0:22.38 [5]	0:11.47 [3]	1:04.05	0:33.79
		Angela Jones		800m	Overall	(0:08.70)	(0:10.69)	(0:10.87)	(0:11.41)	(0:10.91)	(0:11.47)		
2	2	BARBERRY SPUR	5	69.4	0:08.28	1:04.16 [2]	0:55.88 [1]	0:45.11 [2]	0:34.14 [3]	0:22.84 [2]	0:11.87 [1]	0.64L	0:34.14 -7
		Bailey Wheeler		1000m	Overall	(0:08.28)	(0:10.77)	(0:10.97)	(0:11.30)	(0:10.97)	(0:11.87)		
3	8	EQUINE ART	2	69.6	0:08.41	1:04.92 [3]	0:56.51 [4]	0:45.94 [1]	0:34.95 [1]	0:23.67 [1]	0:12.58 [2]	5.09L	0:34.95 -7
		Jaden Lloyd		1000m	Overall	(0:08.41)	(0:10.57)	(0:10.99)	(0:11.28)	(0:11.09)	(0:12.58)		
4	7	DEEP TIARA	1	67.5	0:08.59	1:05.14 [4]	0:56.55 [5]	0:45.72 [6]	0:34.60 [7]	0:23.34 [6]	0:12.10 [7]	6.41L	0:34.60 -7
		Michael Rodd		1000m	Overall	(0:08.59)	(0:10.83)	(0:11.12)	(0:11.26)	(0:11.24)	(0:12.10)		
5	3	YOYO YEEZY	4	69.0	0:08.86	1:05.25 [5]	0:56.39 [8]	0:45.68 [7]	0:34.82 [6]	0:23.40 [7]	0:12.26 [6]	7.02L	0:34.82 -4
		Jag Guthmann-Chester		1000m	Overall	(0:08.86)	(0:10.71)	(0:10.86)	(0:11.42)	(0:11.14)	(0:12.26)		
6	5	OUT OF TURN	8	67.5	0:08.91	1:05.30 [6]	0:56.39 [9]	0:45.21 [9]	0:34.34 [9]	0:23.22 [9]	0:12.15 [9]	7.33L	0:34.34 -6
		Tiffani Brooker		600m	Overall	(0:08.91)	(0:11.18)	(0:10.87)	(0:11.12)	(0:11.07)	(0:12.15)		
7	12	SHAQUE D'AMOUR	6	67.9	0:08.40	1:05.38 [7]	0:56.98 [3]	0:46.28 [3]	0:35.41 [2]	0:23.80 [4]	0:12.39 [5]	7.81L	0:35.41 +0
		Mark Du Plessis		1000m	Overall	(0:08.40)	(0:10.70)	(0:10.87)	(0:11.61)	(0:11.41)	(0:12.39)		
8	6	ROSSO LEVANTO	3	67.5	0:08.81	1:05.40 [8]	0:56.59 [7]	0:45.60 [8]	0:34.74 [8]	0:23.54 [8]	0:12.28 [8]	7.89L	0:34.74 -7
		Andrew Mallyon		800m	Overall	(0:08.81)	(0:10.99)	(0:10.86)	(0:11.20)	(0:11.26)	(0:12.28)		
9	11	FINAL VOYAGE	7	68.1	0:08.40	1:05.47 [9]	0:57.07 [2]	0:46.28 [4]	0:35.37 [4]	0:24.01 [3]	0:12.63 [4]	8.34L	0:35.37 -5
		Cejay Graham		1000m	Overall	(0:08.40)	(0:10.79)	(0:10.91)	(0:11.36)	(0:11.38)	(0:12.63)		

Scratched: Pharoah's Prophecy (#1), Zouchase (#10), Miss Linny (#9)



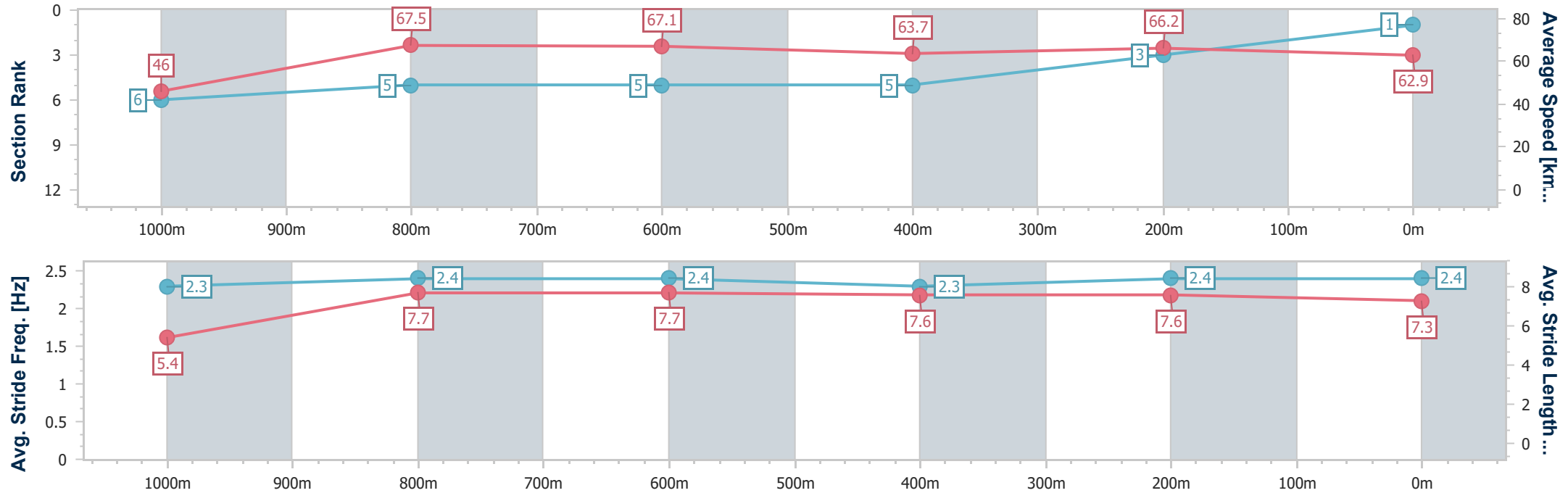
Horse/Jockey Name	Deep Vegas
Final Rank	1
Fastest Section Time (Section)	0:08.70 (Overall)
Top Speed [km/h] (Section)	69.2 (800m)
Race State	Finished



DoombenProfessional
Race 4: XXXX GOLD Maiden Handicap - 1110m
18 June 2025 - 14:20
Track Rating: Good 4, Weather: Overcast, Rail Position: +11m
Entire



Section	Overall	1000m	800m	600m	400m	200m							
Section Times	1:04.05 [1] (0:08.70)	0:55.35 [6] (0:10.69)	0:44.66 [5] (0:10.87)	0:33.79 [5] (0:11.41)	0:22.38 [5] (0:10.91)	0:11.47 [3] (0:11.47)							
Average Speed [km/h]	46.0	67.5	67.1	63.7	66.2	62.9							
Top Speed [km/h]	66.2	69.2	69.2	65.5	68.2	67.2							
Avg. Dist. to Rail [m]	6.8	1.9	2.4	1.9	1.9	2.7							
Avg. Stride Freq. [Hz]	2.3	2.4	2.4	2.3	2.4	2.4							
Avg. Stride Length [m]	5.4	7.7	7.7	7.6	7.6	7.3							





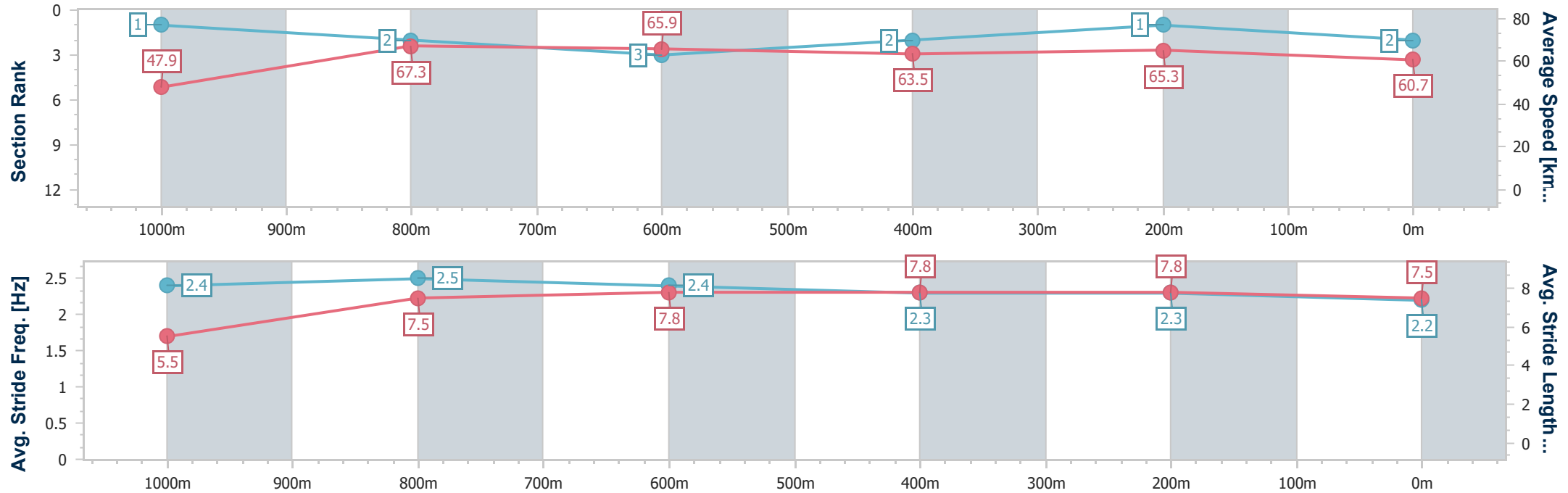
Horse/Jockey Name	Barberry Spur
Final Rank	2
Fastest Section Time (Section)	0:08.28 (Overall)
Top Speed [km/h] (Section)	69.4 (1000m)
Race State	Finished



DoombenProfessional
Race 4: XXXX GOLD Maiden Handicap - 1110m
18 June 2025 - 14:20
Track Rating: Good 4, Weather: Overcast, Rail Position: +11m
Entire



Section	Overall	1000m	800m	600m	400m	200m							
Section Times	1:04.16 [2] (0:08.28)	0:55.88 [1] (0:10.77)	0:45.11 [2] (0:10.97)	0:34.14 [3] (0:11.30)	0:22.84 [2] (0:10.97)	0:11.87 [1] (0:11.87)							
Average Speed [km/h]	47.9	67.3	65.9	63.5	65.3	60.7							
Top Speed [km/h]	66.4	69.4	68.9	65.0	67.2	64.1							
Avg. Dist. to Rail [m]	3.7	2.0	1.0	1.1	0.7	0.9							
Avg. Stride Freq. [Hz]	2.4	2.5	2.4	2.3	2.3	2.2							
Avg. Stride Length [m]	5.5	7.5	7.8	7.8	7.8	7.5							



[] Ranking at each section and finish
- - - - No data available at this section
NA No data available



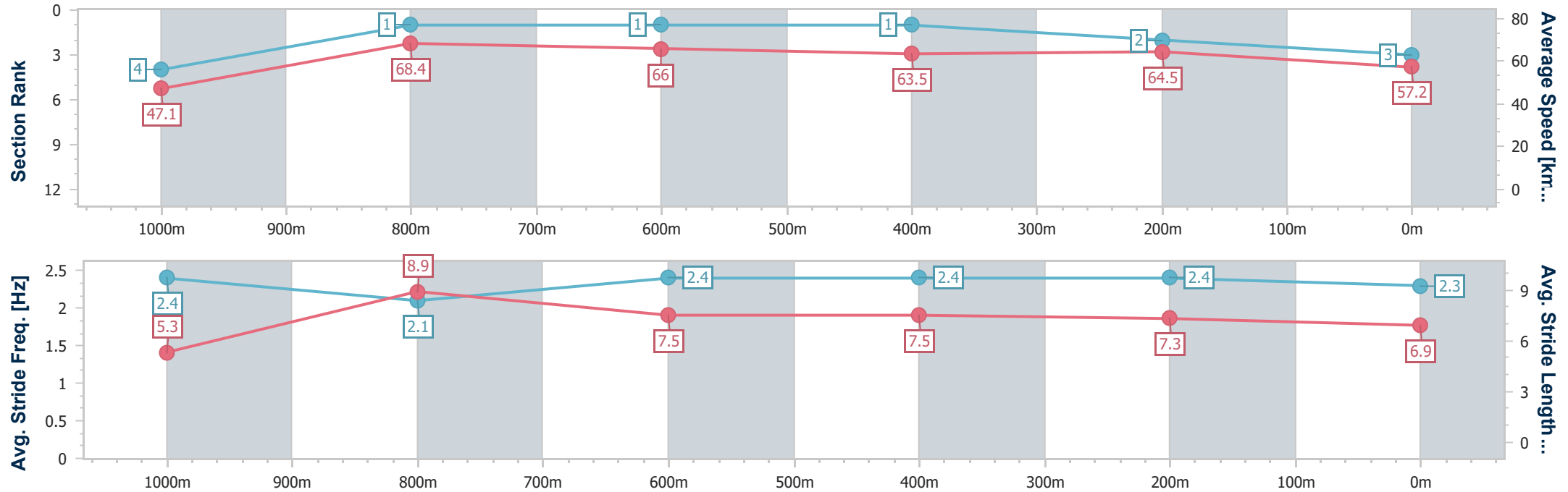
Horse/Jockey Name	Equine Art
Final Rank	3
Fastest Section Time (Section)	0:08.41 (Overall)
Top Speed [km/h] (Section)	69.6 (1000m)
Race State	Finished



DoombenProfessional
Race 4: XXXX GOLD Maiden Handicap - 1110m
18 June 2025 - 14:20
Track Rating: Good 4, Weather: Overcast, Rail Position: +11m
Entire



Section	Overall	1000m	800m	600m	400m	200m								
Section Times	1:04.92 [3] (0:08.41)	0:56.51 [4] (0:10.57)	0:45.94 [1] (0:10.99)	0:34.95 [1] (0:11.28)	0:23.67 [1] (0:11.09)	0:12.58 [2] (0:12.58)								
Average Speed [km/h]	47.1	68.4	66.0	63.5	64.5	57.2								
Top Speed [km/h]	67.0	69.6	68.8	65.0	66.5	61.9								
Avg. Dist. to Rail [m]	1.5	1.2	1.3	0.9	1.3	1.2								
Avg. Stride Freq. [Hz]	2.4	2.1	2.4	2.4	2.4	2.3								
Avg. Stride Length [m]	5.3	8.9	7.5	7.5	7.3	6.9								





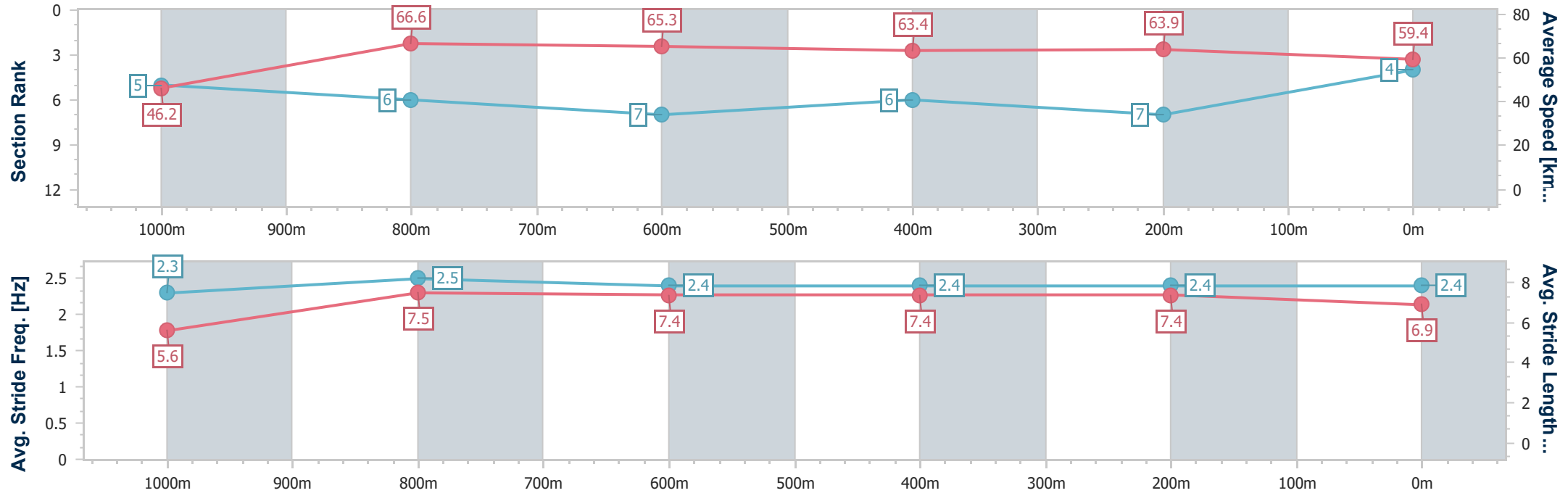
Horse/Jockey Name	Deep Tiara
Final Rank	4
Fastest Section Time (Section)	0:08.59 (Overall)
Top Speed [km/h] (Section)	67.5 (1000m)
Race State	Finished



DoombenProfessional
Race 4: XXXX GOLD Maiden Handicap - 1110m
18 June 2025 - 14:20
Track Rating: Good 4, Weather: Overcast, Rail Position: +11m Entire



Section	Overall	1000m	800m	600m	400m	200m							
Section Times	1:05.14 [4] (0:08.59)	0:56.55 [5] (0:10.83)	0:45.72 [6] (0:11.12)	0:34.60 [7] (0:11.26)	0:23.34 [6] (0:11.24)	0:12.10 [7] (0:12.10)							
Average Speed [km/h]	46.2	66.6	65.3	63.4	63.9	59.4							
Top Speed [km/h]	64.1	67.5	67.4	65.3	65.8	63.1							
Avg. Dist. to Rail [m]	0.6	0.4	1.8	1.4	2.1	2.4							
Avg. Stride Freq. [Hz]	2.3	2.5	2.4	2.4	2.4	2.4							
Avg. Stride Length [m]	5.6	7.5	7.4	7.4	7.4	6.9							





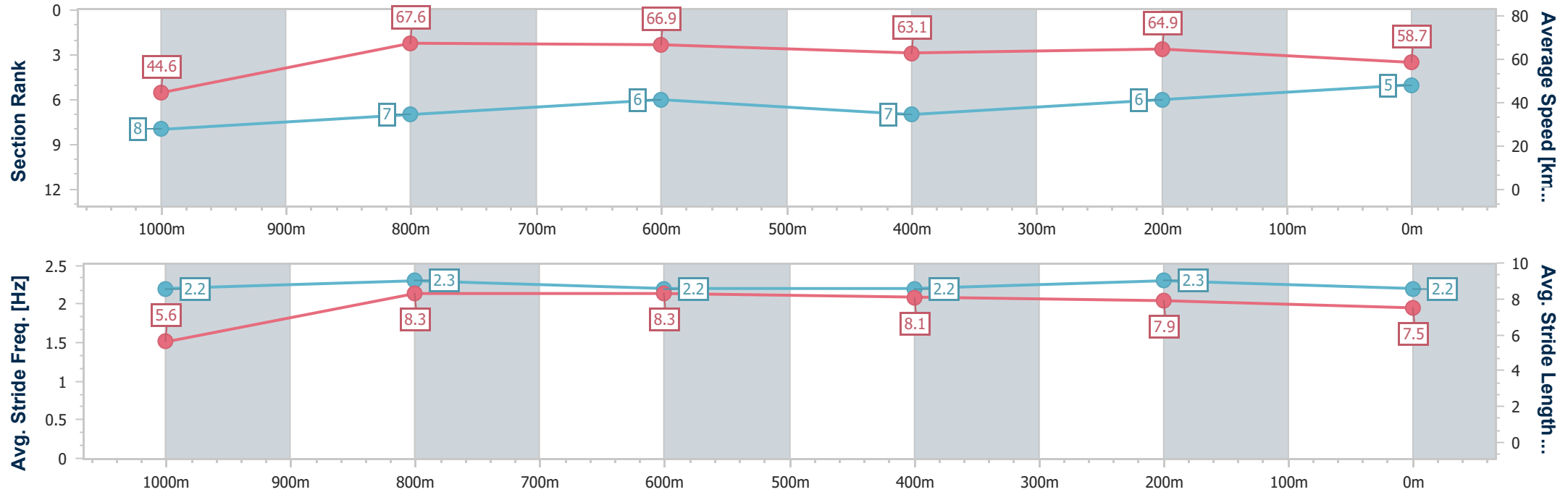
Horse/Jockey Name	Yoyo Yeezy
Final Rank	5
Fastest Section Time (Section)	0:08.86 (Overall)
Top Speed [km/h] (Section)	69.0 (1000m)
Race State	Finished



DoombenProfessional
Race 4: XXXX GOLD Maiden Handicap - 1110m
18 June 2025 - 14:20
Track Rating: Good 4, Weather: Overcast, Rail Position: +11m
Entire



Section	Overall	1000m	800m	600m	400m	200m							
Section Times	1:05.25 [5] (0:08.86)	0:56.39 [8] (0:10.71)	0:45.68 [7] (0:10.86)	0:34.82 [6] (0:11.42)	0:23.40 [7] (0:11.14)	0:12.26 [6] (0:12.26)							
Average Speed [km/h]	44.6	67.6	66.9	63.1	64.9	58.7							
Top Speed [km/h]	65.5	69.0	67.8	65.6	66.6	63.6							
Avg. Dist. to Rail [m]	3.5	1.8	1.5	0.3	3.3	2.8							
Avg. Stride Freq. [Hz]	2.2	2.3	2.2	2.2	2.3	2.2							
Avg. Stride Length [m]	5.6	8.3	8.3	8.1	7.9	7.5							





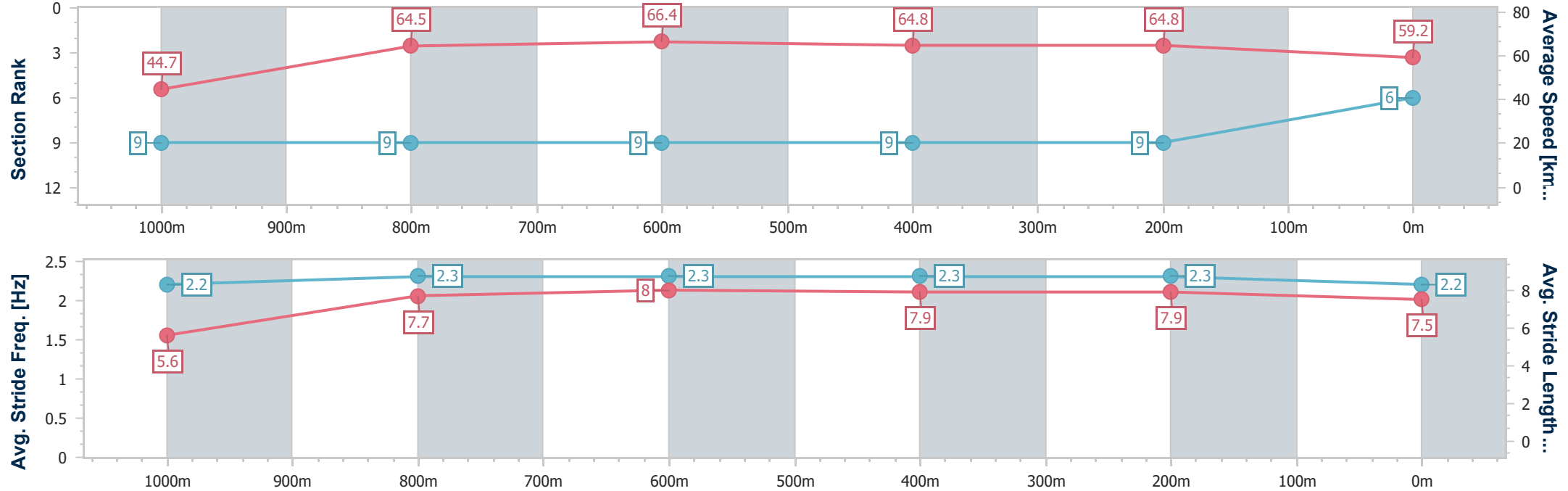
Horse/Jockey Name	Out Of Turn
Final Rank	6
Fastest Section Time (Section)	0:08.91 (Overall)
Top Speed [km/h] (Section)	67.5 (600m)
Race State	Finished



DoombenProfessional
Race 4: XXXX GOLD Maiden Handicap - 1110m
18 June 2025 - 14:20
Track Rating: Good 4, Weather: Overcast, Rail Position: +11m Entire



Section	Overall	1000m	800m	600m	400m	200m							
Section Times	1:05.30 [6] (0:08.91)	0:56.39 [9] (0:11.18)	0:45.21 [9] (0:10.87)	0:34.34 [9] (0:11.12)	0:23.22 [9] (0:11.07)	0:12.15 [9] (0:12.15)							
Average Speed [km/h]	44.7	64.5	66.4	64.8	64.8	59.2							
Top Speed [km/h]	63.2	66.4	67.4	67.5	65.9	63.4							
Avg. Dist. to Rail [m]	6.4	1.5	0.6	0.4	1.0	1.4							
Avg. Stride Freq. [Hz]	2.2	2.3	2.3	2.3	2.3	2.2							
Avg. Stride Length [m]	5.6	7.7	8.0	7.9	7.9	7.5							





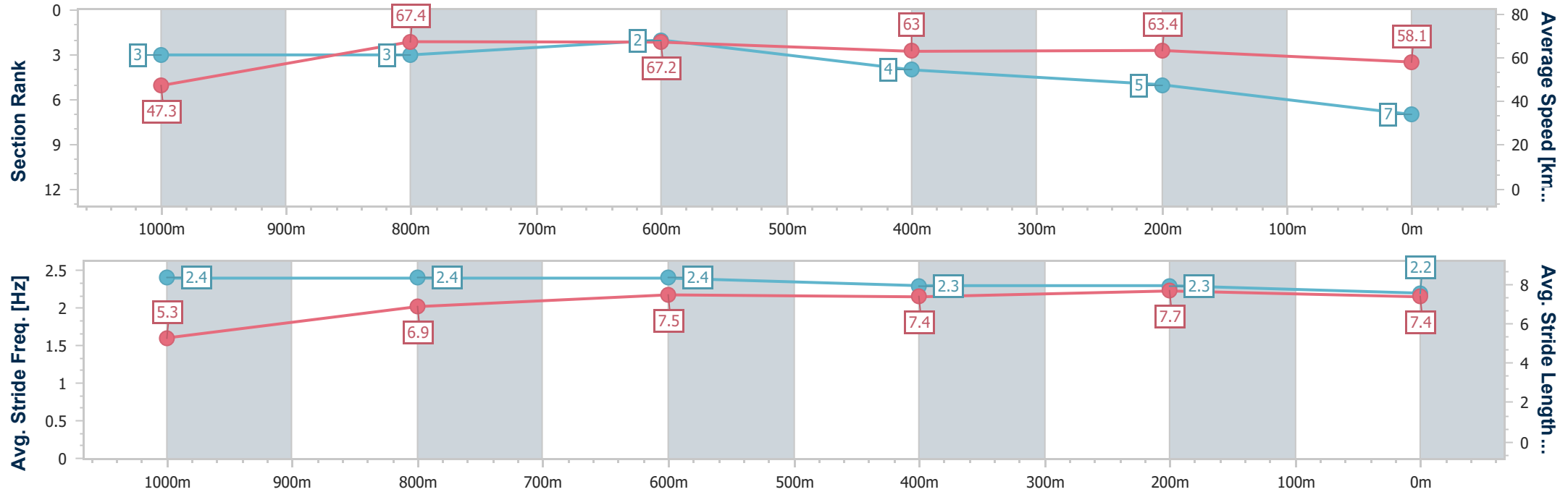
Horse/Jockey Name	Shaque D'amour
Final Rank	7
Fastest Section Time (Section)	0:08.40 (Overall)
Top Speed [km/h] (Section)	67.9 (1000m)
Race State	Finished



DoombenProfessional
Race 4: XXXX GOLD Maiden Handicap - 1110m
18 June 2025 - 14:20
Track Rating: Good 4, Weather: Overcast, Rail Position: +11m
Entire



Section	Overall	1000m	800m	600m	400m	200m								
Section Times	1:05.38 [7] (0:08.40)	0:56.98 [3] (0:10.70)	0:46.28 [3] (0:10.87)	0:35.41 [2] (0:11.61)	0:23.80 [4] (0:11.41)	0:12.39 [5] (0:12.39)								
Average Speed [km/h]	47.3	67.4	67.2	63.0	63.4	58.1								
Top Speed [km/h]	65.6	67.9	67.8	64.8	64.5	61.2								
Avg. Dist. to Rail [m]	4.0	0.8	2.6	3.1	2.0	0.7								
Avg. Stride Freq. [Hz]	2.4	2.4	2.4	2.3	2.3	2.2								
Avg. Stride Length [m]	5.3	6.9	7.5	7.4	7.7	7.4								



[] Ranking at each section and finish
-.-.- No data available at this section
NA No data available



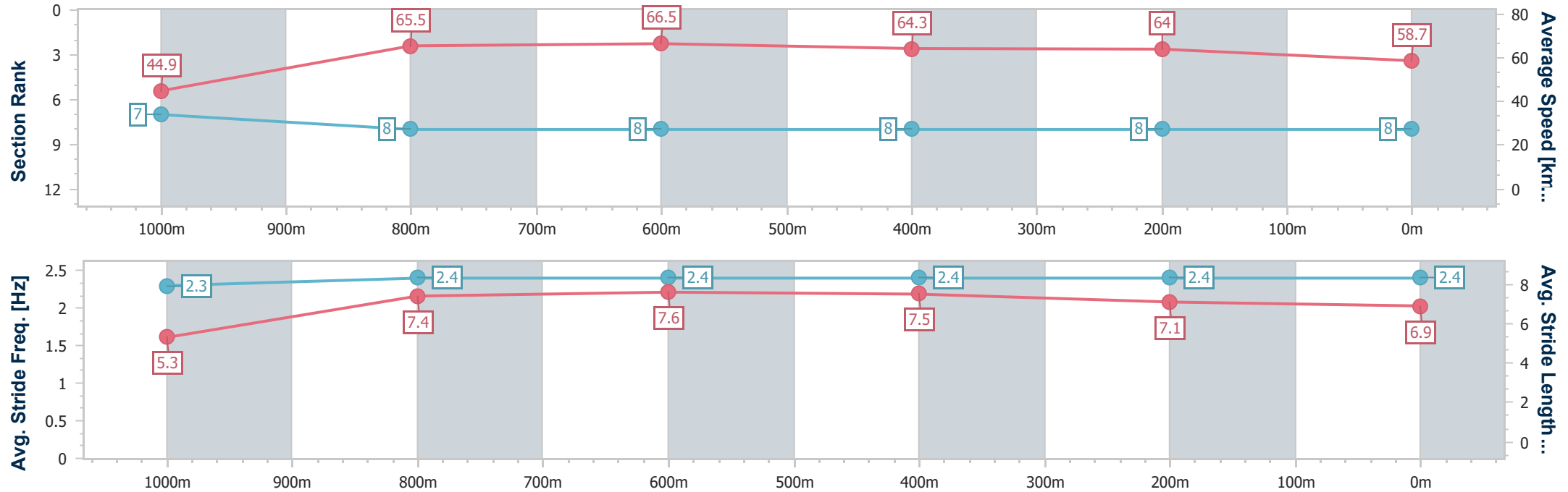
Horse/Jockey Name	Rosso Levanto
Final Rank	8
Fastest Section Time (Section)	0:08.81 (Overall)
Top Speed [km/h] (Section)	67.5 (800m)
Race State	Finished



DoombenProfessional
Race 4: XXXX GOLD Maiden Handicap - 1110m
18 June 2025 - 14:20
Track Rating: Good 4, Weather: Overcast, Rail Position: +11m Entire



Section	Overall	1000m	800m	600m	400m	200m							
Section Times	1:05.40 [8] (0:08.81)	0:56.59 [7] (0:10.99)	0:45.60 [8] (0:10.86)	0:34.74 [8] (0:11.20)	0:23.54 [8] (0:11.26)	0:12.28 [8] (0:12.28)							
Average Speed [km/h]	44.9	65.5	66.5	64.3	64.0	58.7							
Top Speed [km/h]	64.6	66.3	67.5	66.8	65.3	62.2							
Avg. Dist. to Rail [m]	1.8	0.3	0.4	0.2	1.3	0.3							
Avg. Stride Freq. [Hz]	2.3	2.4	2.4	2.4	2.4	2.4							
Avg. Stride Length [m]	5.3	7.4	7.6	7.5	7.1	6.9							





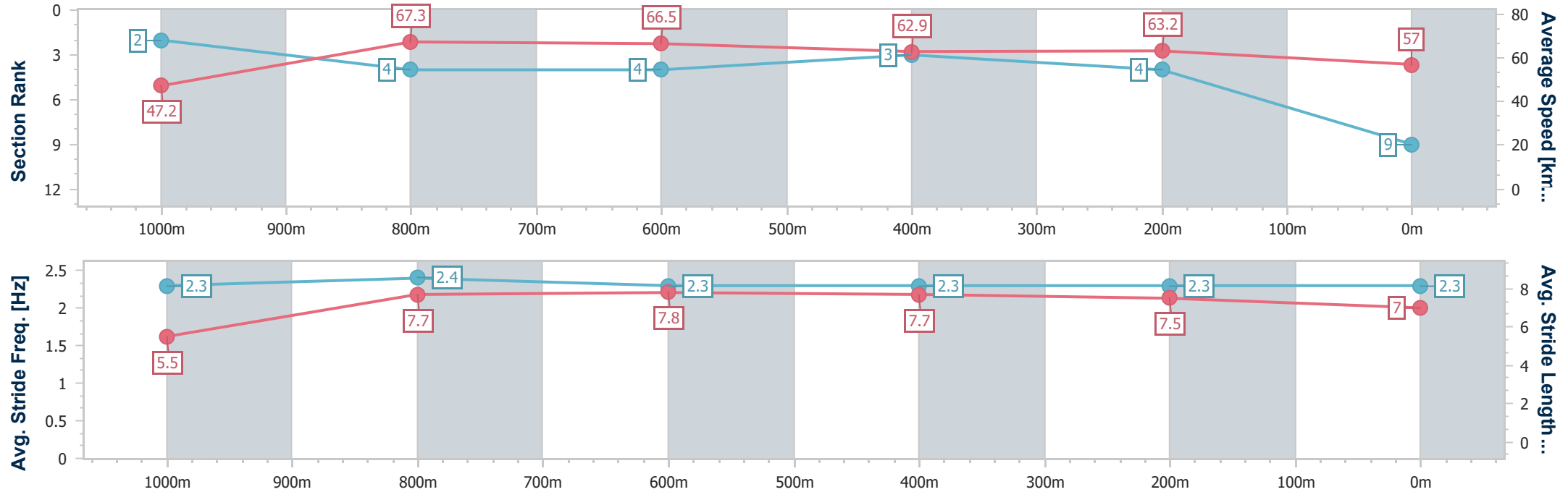
Horse/Jockey Name	Final Voyage
Final Rank	9
Fastest Section Time (Section)	0:08.40 (Overall)
Top Speed [km/h] (Section)	68.1 (1000m)
Race State	Finished



DoombenProfessional
Race 4: XXXX GOLD Maiden Handicap - 1110m
18 June 2025 - 14:20
Track Rating: Good 4, Weather: Overcast, Rail Position: +11m Entire



Section	Overall	1000m	800m	600m	400m	200m							
Section Times	1:05.47 [9] (0:08.40)	0:57.07 [2] (0:10.79)	0:46.28 [4] (0:10.91)	0:35.37 [4] (0:11.36)	0:24.01 [3] (0:11.38)	0:12.63 [4] (0:12.63)							
Average Speed [km/h]	47.2	67.3	66.5	62.9	63.2	57.0							
Top Speed [km/h]	66.6	68.1	67.5	63.9	64.4	61.0							
Avg. Dist. to Rail [m]	6.1	2.9	1.8	1.5	1.6	1.0							
Avg. Stride Freq. [Hz]	2.3	2.4	2.3	2.3	2.3	2.3							
Avg. Stride Length [m]	5.5	7.7	7.8	7.7	7.5	7.0							





DoombenProfessional

Race 5: MULLINS LAWYERS Class 3 Handicap - 1660m

18 June 2025 - 14:53



BRISBANE
RACING CLUB

Track Rating: Good 4, Weather: Overcast, Rail Position: +11m Entire

Section						Overall	1400m	1200m	1000m	800m	600m	400m	Last 600m		
Field Times						1:41.15 (0:17.14)	1:24.01 (0:11.38)	1:12.63 (0:11.85)	1:00.78 (0:12.60)	0:48.18 (0:12.80)	0:35.38 (0:12.36)	0:23.02 (0:11.40)	0:35.38		
Rank	TAB	Horse/Jockey	Barrier	Top Speed [km/h]	Fastest Section									Distance Travelled [m]	
1	4	DIANA'S AFFAIR	1	65.7	0:11.24	1:41.15 [1]	1:23.59 [5]	1:12.02 [5]	1:00.20 [4]	0:47.74 [4]	0:34.95 [4]	0:22.70 [5]	0:34.95		
		Damien Thornton		400m	400m	(0:17.56)	(0:11.57)	(0:11.82)	(0:12.46)	(0:12.79)	(0:12.25)	(0:11.24)			
2	2	FLYWHEEL	2	66.9	0:11.19	1:41.46 [2]	1:24.21 [3]	1:12.60 [3]	1:00.71 [3]	0:48.13 [3]	0:35.29 [3]	0:23.08 [4]	0:35.29 +7		
		Kyle Wilson-Taylor		Overall	400m	(0:17.25)	(0:11.61)	(0:11.89)	(0:12.58)	(0:12.84)	(0:12.21)	(0:11.19)			
3	8	ADDITION	7	66.4	0:11.19	1:41.54 [3]	1:23.54 [9]	1:11.98 [9]	0:59.97 [8]	0:47.54 [8]	0:34.81 [8]	0:22.91 [9]	0:34.81 +7		
		Angela Jones		1400m	400m	(0:18.00)	(0:11.56)	(0:12.01)	(0:12.43)	(0:12.73)	(0:11.90)	(0:11.19)			
4	5	MISS CHENERY	4	66.3	0:11.20	1:41.66 [4]	1:23.94 [7]	1:12.30 [7]	1:00.41 [6]	0:47.83 [7]	0:35.18 [7]	0:23.33 [3]	0:35.18 +10		
		Andrew Mallyon		Overall	400m	(0:17.72)	(0:11.64)	(0:11.89)	(0:12.58)	(0:12.65)	(0:11.85)	(0:11.20)			
5	3	WARRANT	9	66.8	0:11.38	1:41.84 [5]	1:24.68 [2]	1:13.30 [2]	1:01.47 [1]	0:48.87 [1]	0:36.07 [1]	0:23.70 [2]	0:36.07 +4		
		Cody Collis		Overall	1400m	(0:17.16)	(0:11.38)	(0:11.83)	(0:12.60)	(0:12.80)	(0:12.37)	(0:11.49)			
6	7	REGAL EDITION	3	65.5	0:11.33	1:41.87 [6]	1:23.90 [8]	1:12.54 [6]	1:00.61 [7]	0:48.25 [5]	0:35.46 [5]	0:23.30 [6]	0:35.46 +2		
		Anthony Allen		Overall	400m	(0:17.97)	(0:11.36)	(0:11.93)	(0:12.36)	(0:12.79)	(0:12.16)	(0:11.33)			
7	1	ZOU BIG BOY	8	66.4	0:11.38	1:41.92 [7]	1:24.78 [1]	1:13.40 [1]	1:01.48 [2]	0:48.94 [2]	0:36.12 [2]	0:23.79 [1]	0:36.12 +4		
		Emily Lang		Overall	1400m	(0:17.14)	(0:11.38)	(0:11.92)	(0:12.54)	(0:12.82)	(0:12.33)	(0:11.54)			
8	9	PIREONTI	5	66.6	0:11.42	1:41.95 [8]	1:24.59 [4]	1:12.88 [4]	1:00.98 [5]	0:48.33 [5]	0:35.51 [6]	0:23.36 [7]	0:35.51 +7		
		Tiffani Brooker		Overall	400m	(0:17.36)	(0:11.71)	(0:11.90)	(0:12.65)	(0:12.82)	(0:12.15)	(0:11.42)			
9	6	RASHFORD	6	67.7	0:11.38	1:42.73 [9]	1:25.16 [6]	1:13.30 [8]	1:01.13 [9]	0:48.55 [9]	0:35.83 [9]	0:24.10 [8]	0:35.83 +12		
		Justin Huxtable		Overall	400m	(0:17.57)	(0:11.86)	(0:12.17)	(0:12.58)	(0:12.72)	(0:11.73)	(0:11.38)			

Scratched: Ambassadors (#15), Mootessa (#16), Adelad (#11), Treasurer (#13), Tambourine Man (#14), Teesandcees Apply (#12), El Pensador (#10)



DoombenProfessional

Race 5: MULLINS LAWYERS Class 3 Handicap - 1660m

18 June 2025 - 14:53



BRISBANE
RACING CLUB

Track Rating: Good 4, Weather: Overcast, Rail Position: +11m Entire

Section Field Times				200m 0:11.62 (0:11.62)				Last 600m 0:35.38	
Rank	TAB	Horse/Jockey	Barrier	Top Speed [km/h]	Fastest Section	Margin		Distance Travelled [m]	
1	4	DIANA'S AFFAIR	1	65.7	0:11.24	0:11.46 [5]	1:41.15	0:34.95	
		Damien Thornton		400m	400m	(0:11.46)			
2	2	FLYWHEEL	2	66.9	0:11.19	0:11.89 [2]	1.81L	0:35.29	+7
		Kyle Wilson-Taylor		Overall	400m	(0:11.89)			
3	8	ADDITION	7	66.4	0:11.19	0:11.72 [6]	2.29L	0:34.81	+7
		Angela Jones		1400m	400m	(0:11.72)			
4	5	MISS CHENERY	4	66.3	0:11.20	0:12.13 [1]	3.01L	0:35.18	+10
		Andrew Mallyon		Overall	400m	(0:12.13)			
5	3	WARRANT	9	66.8	0:11.38	0:12.21 [3]	4.07L	0:36.07	+4
		Cody Collis		Overall	1400m	(0:12.21)			
6	7	REGAL EDITION	3	65.5	0:11.33	0:11.97 [7]	4.24L	0:35.46	+2
		Anthony Allen		Overall	400m	(0:11.97)			
7	1	ZOU BIG BOY	8	66.4	0:11.38	0:12.25 [4]	4.53L	0:36.12	+4
		Emily Lang		Overall	1400m	(0:12.25)			
8	9	PIREONTI	5	66.6	0:11.42	0:11.94 [9]	4.7L	0:35.51	+7
		Tiffani Brooker		Overall	400m	(0:11.94)			
9	6	RASHFORD	6	67.7	0:11.38	0:12.72 [8]	9.29L	0:35.83	+12
		Justin Huxtable		Overall	400m	(0:12.72)			

Scratched: Ambassadors (#15), Mootessa (#16), Adelad (#11), Treasurer (#13), Tambourine Man (#14), Teesandcees Apply (#12), El Pensador (#10)



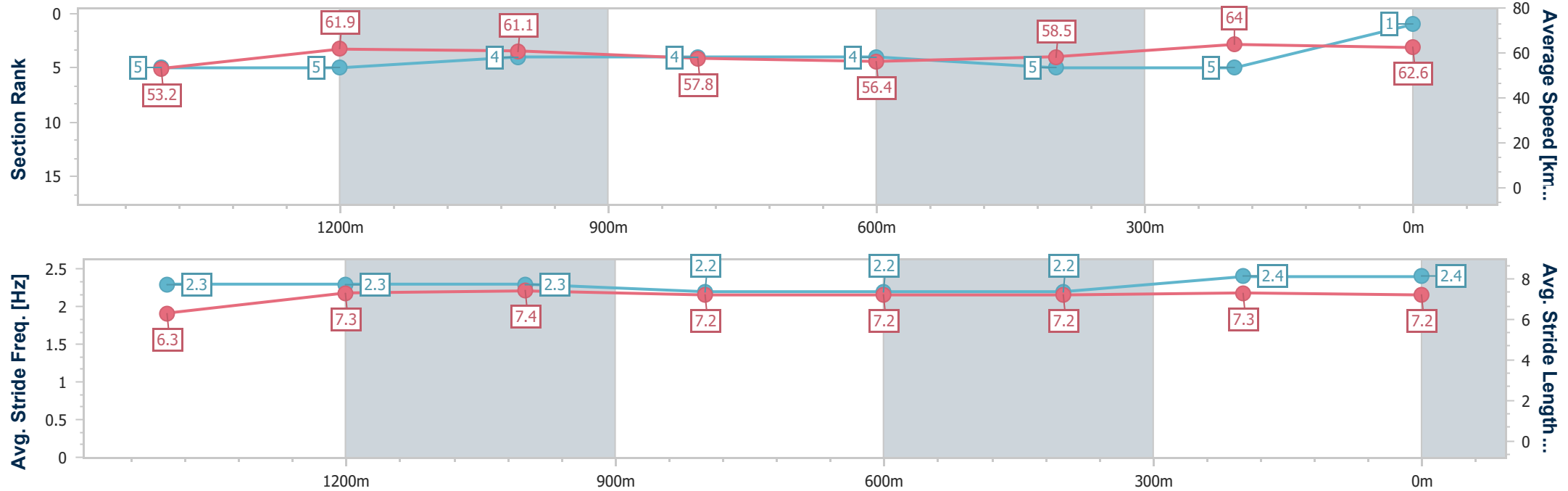
Horse/Jockey Name	Diana's Affair
Final Rank	1
Fastest Section Time (Section)	0:11.24 (400m)
Top Speed [km/h] (Section)	65.7 (400m)
Race State	Finished



DoombenProfessional
Race 5: MULLINS LAWYERS Class 3 Handicap - 1660m
18 June 2025 - 14:53
Track Rating: Good 4, Weather: Overcast, Rail Position: +11m Entire



Section	Overall	1400m	1200m	1000m	800m	600m	400m	200m					
Section Times	1:41.15 [1] (0:17.56)	1:23.59 [5] (0:11.57)	1:12.02 [5] (0:11.82)	1:00.20 [4] (0:12.46)	0:47.74 [4] (0:12.79)	0:34.95 [4] (0:12.25)	0:22.70 [5] (0:11.24)	0:11.46 [5] (0:11.46)					
Average Speed [km/h]	53.2	61.9	61.1	57.8	56.4	58.5	64.0	62.6					
Top Speed [km/h]	65.0	63.3	61.6	60.4	57.6	61.2	65.7	65.1					
Avg. Dist. to Rail [m]	1.8	0.7	0.5	0.3	0.2	0.8	1.4	1.5					
Avg. Stride Freq. [Hz]	2.3	2.3	2.3	2.2	2.2	2.2	2.4	2.4					
Avg. Stride Length [m]	6.3	7.3	7.4	7.2	7.2	7.2	7.3	7.2					





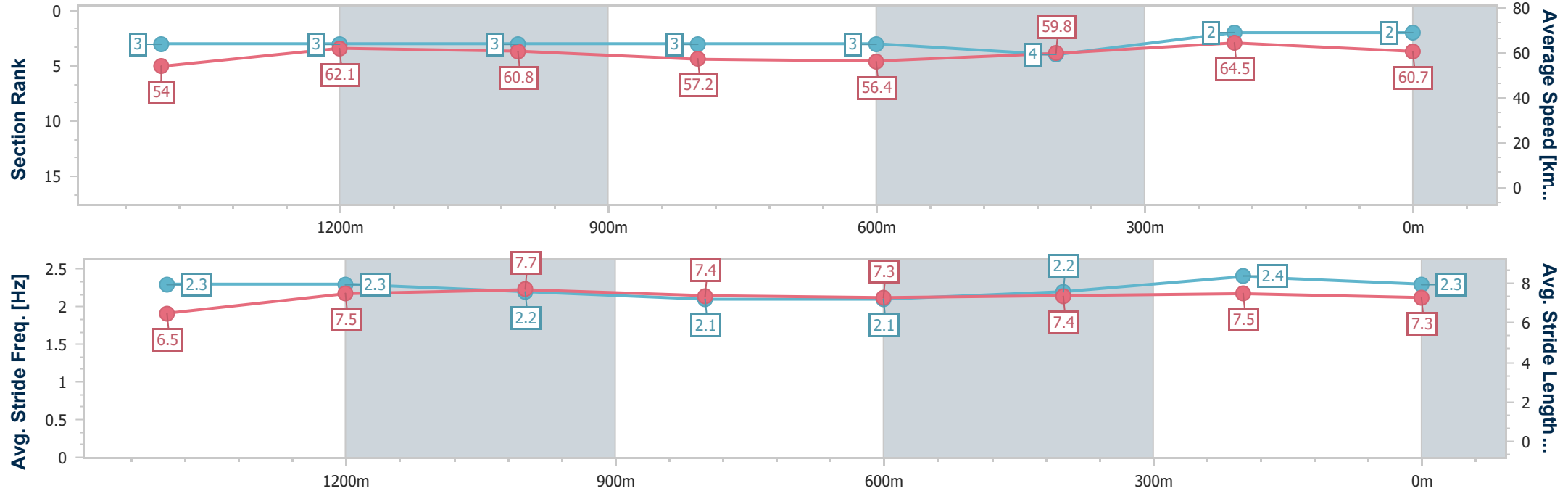
Horse/Jockey Name	Flywheel
Final Rank	2
Fastest Section Time (Section)	0:11.19 (400m)
Top Speed [km/h] (Section)	66.9 (Overall)
Race State	Finished



DoombenProfessional
Race 5: MULLINS LAWYERS Class 3 Handicap - 1660m
18 June 2025 - 14:53
Track Rating: Good 4, Weather: Overcast, Rail Position: +11m
Entire



Section	Overall	1400m	1200m	1000m	800m	600m	400m	200m					
Section Times	1:41.46 [2] (0:17.25)	1:24.21 [3] (0:11.61)	1:12.60 [3] (0:11.89)	1:00.71 [3] (0:12.58)	0:48.13 [3] (0:12.84)	0:35.29 [3] (0:12.21)	0:23.08 [4] (0:11.19)	0:11.89 [2] (0:11.89)					
Average Speed [km/h]	54.0	62.1	60.8	57.2	56.4	59.8	64.5	60.7					
Top Speed [km/h]	66.9	64.2	61.3	58.9	57.7	62.9	66.0	63.9					
Avg. Dist. to Rail [m]	2.4	1.0	1.3	0.9	1.2	2.1	3.4	5.1					
Avg. Stride Freq. [Hz]	2.3	2.3	2.2	2.1	2.1	2.2	2.4	2.3					
Avg. Stride Length [m]	6.5	7.5	7.7	7.4	7.3	7.4	7.5	7.3					





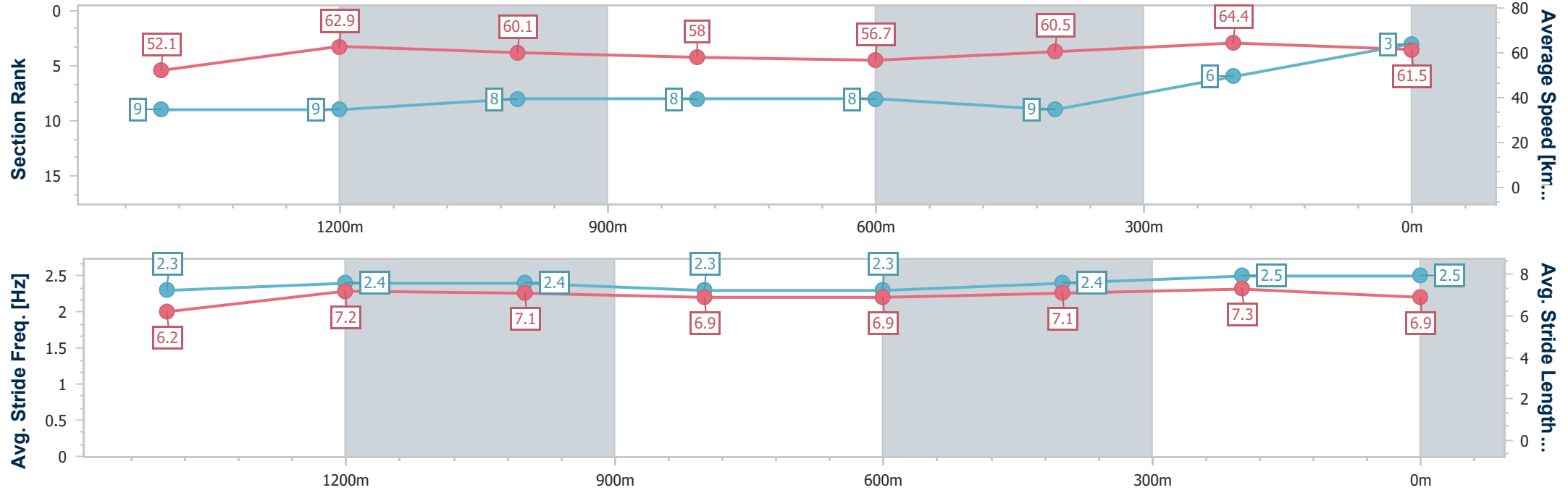
Horse/Jockey Name	Addition
Final Rank	3
Fastest Section Time (Section)	0:11.19 (400m)
Top Speed [km/h] (Section)	66.4 (1400m)
Race State	Finished



DoombenProfessional
Race 5: MULLINS LAWYERS Class 3 Handicap - 1660m
18 June 2025 - 14:53
Track Rating: Good 4, Weather: Overcast, Rail Position: +11m Entire



Section	Overall	1400m	1200m	1000m	800m	600m	400m	200m					
Section Times	1:41.54 [3] (0:18.00)	1:23.54 [9] (0:11.56)	1:11.98 [9] (0:12.01)	0:59.97 [8] (0:12.43)	0:47.54 [8] (0:12.73)	0:34.81 [8] (0:11.90)	0:22.91 [9] (0:11.19)	0:11.72 [6] (0:11.72)					
Average Speed [km/h]	52.1	62.9	60.1	58.0	56.7	60.5	64.4	61.5					
Top Speed [km/h]	66.4	66.4	61.4	61.4	57.4	62.2	65.8	63.9					
Avg. Dist. to Rail [m]	1.3	1.9	1.1	0.9	0.5	0.1	1.8	4.7					
Avg. Stride Freq. [Hz]	2.3	2.4	2.4	2.3	2.3	2.4	2.5	2.5					
Avg. Stride Length [m]	6.2	7.2	7.1	6.9	6.9	7.1	7.3	6.9					





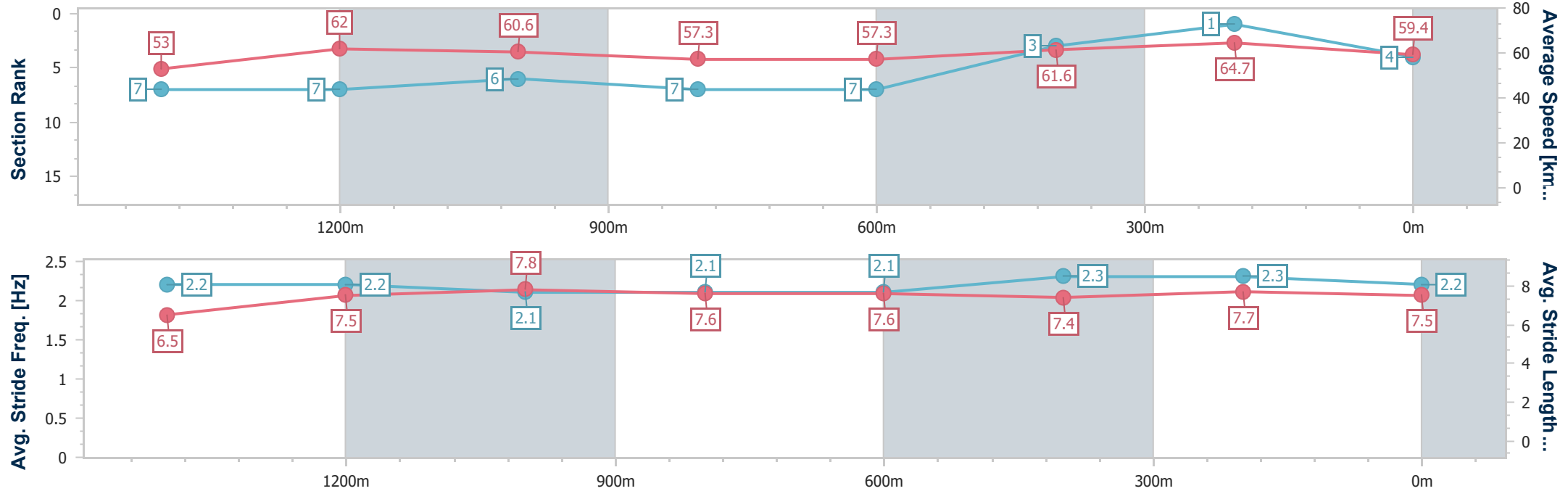
Horse/Jockey Name	Miss Chenery
Final Rank	4
Fastest Section Time (Section)	0:11.20 (400m)
Top Speed [km/h] (Section)	66.3 (Overall)
Race State	Finished



DoombenProfessional
Race 5: MULLINS LAWYERS Class 3 Handicap - 1660m
18 June 2025 - 14:53
Track Rating: Good 4, Weather: Overcast, Rail Position: +11m Entire



Section	Overall	1400m	1200m	1000m	800m	600m	400m	200m					
Section Times	1:41.66 [4] (0:17.72)	1:23.94 [7] (0:11.64)	1:12.30 [7] (0:11.89)	1:00.41 [6] (0:12.58)	0:47.83 [7] (0:12.65)	0:35.18 [7] (0:11.85)	0:23.33 [3] (0:11.20)	0:12.13 [1] (0:12.13)					
Average Speed [km/h]	53.0	62.0	60.6	57.3	57.3	61.6	64.7	59.4					
Top Speed [km/h]	66.3	65.0	61.2	60.2	59.3	64.3	65.9	63.0					
Avg. Dist. to Rail [m]	0.6	1.0	0.7	0.8	1.4	2.7	3.6	3.9					
Avg. Stride Freq. [Hz]	2.2	2.2	2.1	2.1	2.1	2.3	2.3	2.2					
Avg. Stride Length [m]	6.5	7.5	7.8	7.6	7.6	7.4	7.7	7.5					



[] Ranking at each section and finish
-.-.- No data available at this section
NA No data available



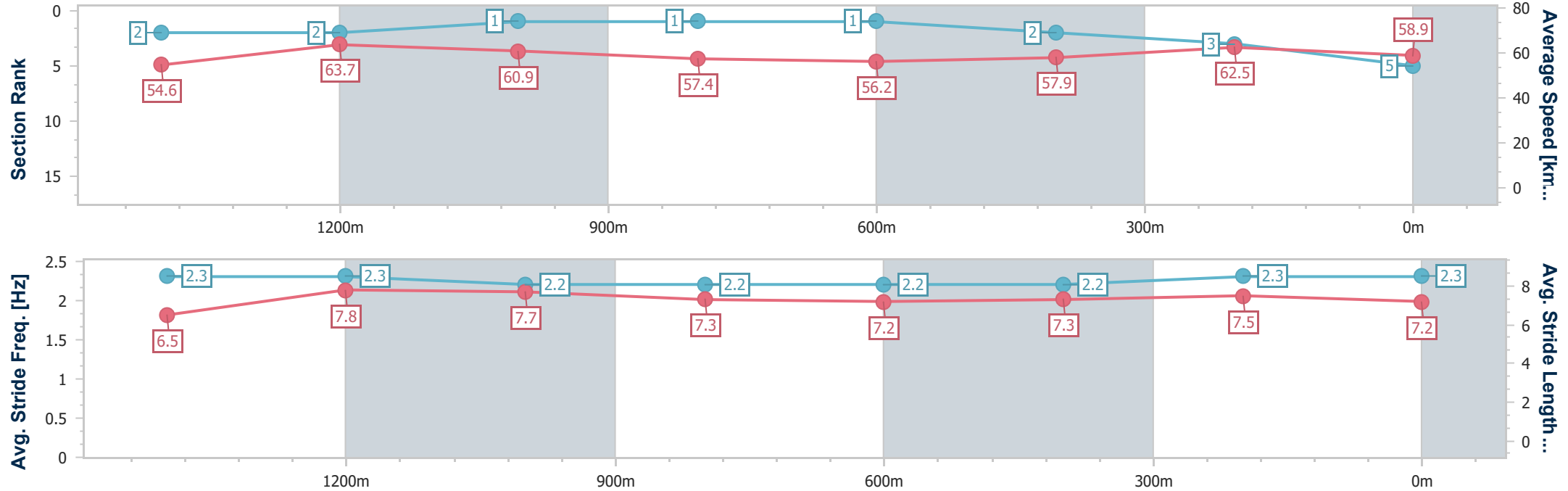
Horse/Jockey Name	Warrant
Final Rank	5
Fastest Section Time (Section)	0:11.38 (1400m)
Top Speed [km/h] (Section)	66.8 (Overall)
Race State	Finished



DoombenProfessional
Race 5: MULLINS LAWYERS Class 3 Handicap - 1660m
18 June 2025 - 14:53
Track Rating: Good 4, Weather: Overcast, Rail Position: +11m Entire



Section	Overall	1400m	1200m	1000m	800m	600m	400m	200m					
Section Times	1:41.84 [5] (0:17.16)	1:24.68 [2] (0:11.38)	1:13.30 [2] (0:11.83)	1:01.47 [1] (0:12.60)	0:48.87 [1] (0:12.80)	0:36.07 [1] (0:12.37)	0:23.70 [2] (0:11.49)	0:12.21 [3] (0:12.21)					
Average Speed [km/h]	54.6	63.7	60.9	57.4	56.2	57.9	62.5	58.9					
Top Speed [km/h]	66.8	65.6	62.0	59.3	57.5	60.1	64.1	61.3					
Avg. Dist. to Rail [m]	4.3	1.2	0.5	0.8	0.4	1.1	0.8	2.3					
Avg. Stride Freq. [Hz]	2.3	2.3	2.2	2.2	2.2	2.2	2.3	2.3					
Avg. Stride Length [m]	6.5	7.8	7.7	7.3	7.2	7.3	7.5	7.2					





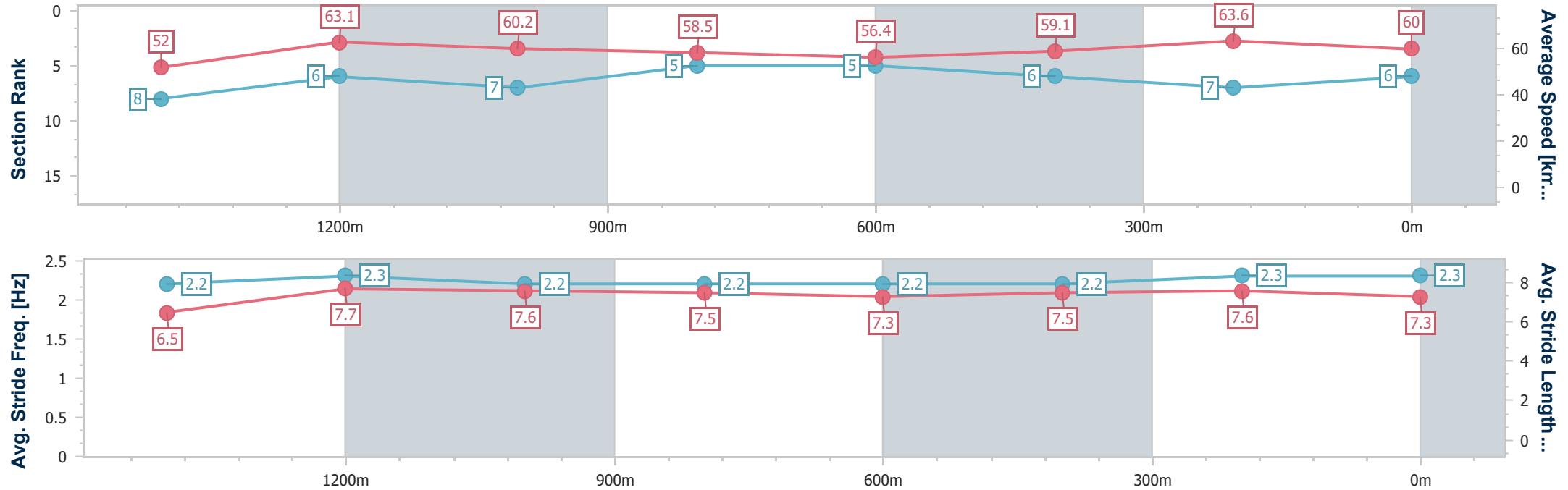
Horse/Jockey Name	Regal Edition
Final Rank	6
Fastest Section Time (Section)	0:11.33 (400m)
Top Speed [km/h] (Section)	65.5 (Overall)
Race State	Finished



DoombenProfessional
Race 5: MULLINS LAWYERS Class 3 Handicap - 1660m
18 June 2025 - 14:53
Track Rating: Good 4, Weather: Overcast, Rail Position: +11m Entire



Section	Overall	1400m	1200m	1000m	800m	600m	400m	200m					
Section Times	1:41.87 [6] (0:17.97)	1:23.90 [8] (0:11.36)	1:12.54 [6] (0:11.93)	1:00.61 [7] (0:12.36)	0:48.25 [5] (0:12.79)	0:35.46 [5] (0:12.16)	0:23.30 [6] (0:11.33)	0:11.97 [7] (0:11.97)					
Average Speed [km/h]	52.0	63.1	60.2	58.5	56.4	59.1	63.6	60.0					
Top Speed [km/h]	65.5	65.4	61.4	60.6	57.3	61.4	64.7	63.0					
Avg. Dist. to Rail [m]	1.4	1.0	0.7	0.7	0.4	0.3	1.2	4.0					
Avg. Stride Freq. [Hz]	2.2	2.3	2.2	2.2	2.2	2.2	2.3	2.3					
Avg. Stride Length [m]	6.5	7.7	7.6	7.5	7.3	7.5	7.6	7.3					





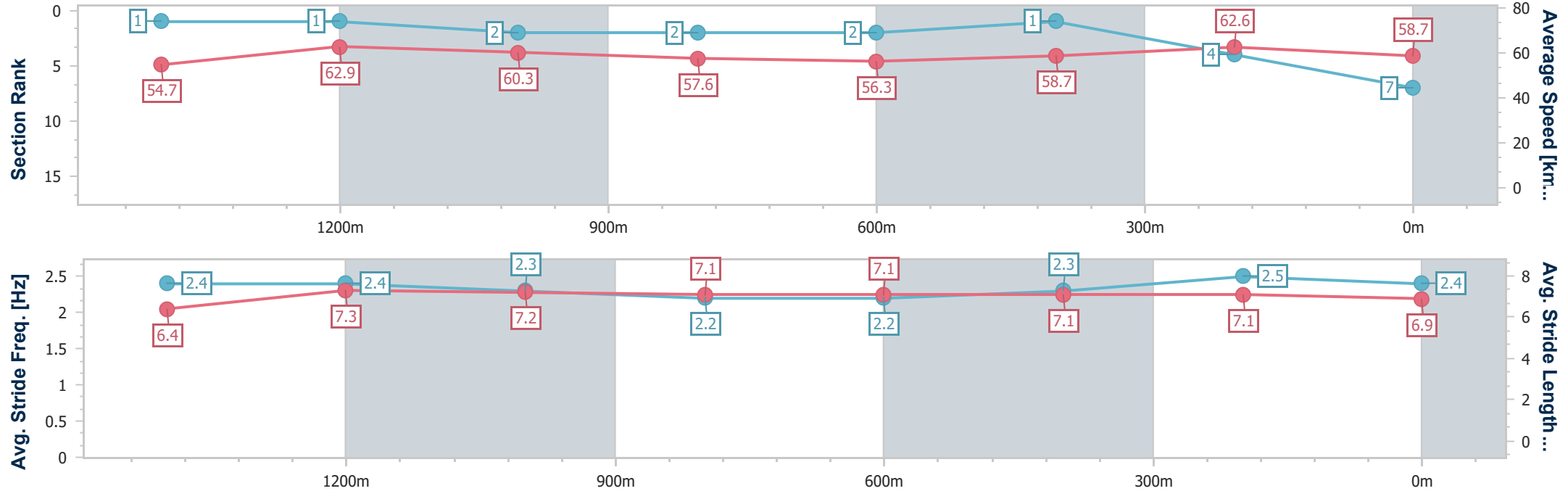
Horse/Jockey Name	Zou Big Boy
Final Rank	7
Fastest Section Time (Section)	0:11.38 (1400m)
Top Speed [km/h] (Section)	66.4 (Overall)
Race State	Finished



DoombenProfessional
Race 5: MULLINS LAWYERS Class 3 Handicap - 1660m
18 June 2025 - 14:53
Track Rating: Good 4, Weather: Overcast, Rail Position: +11m
Entire



Section	Overall	1400m	1200m	1000m	800m	600m	400m	200m					
Section Times	1:41.92 [7] (0:17.14)	1:24.78 [1] (0:11.38)	1:13.40 [1] (0:11.92)	1:01.48 [2] (0:12.54)	0:48.94 [2] (0:12.82)	0:36.12 [2] (0:12.33)	0:23.79 [1] (0:11.54)	0:12.25 [4] (0:12.25)					
Average Speed [km/h]	54.7	62.9	60.3	57.6	56.3	58.7	62.6	58.7					
Top Speed [km/h]	66.4	65.3	61.5	59.1	57.4	61.3	63.6	61.2					
Avg. Dist. to Rail [m]	2.7	1.3	1.3	0.2	0.9	1.0	1.5	1.8					
Avg. Stride Freq. [Hz]	2.4	2.4	2.3	2.2	2.2	2.3	2.5	2.4					
Avg. Stride Length [m]	6.4	7.3	7.2	7.1	7.1	7.1	7.1	6.9					





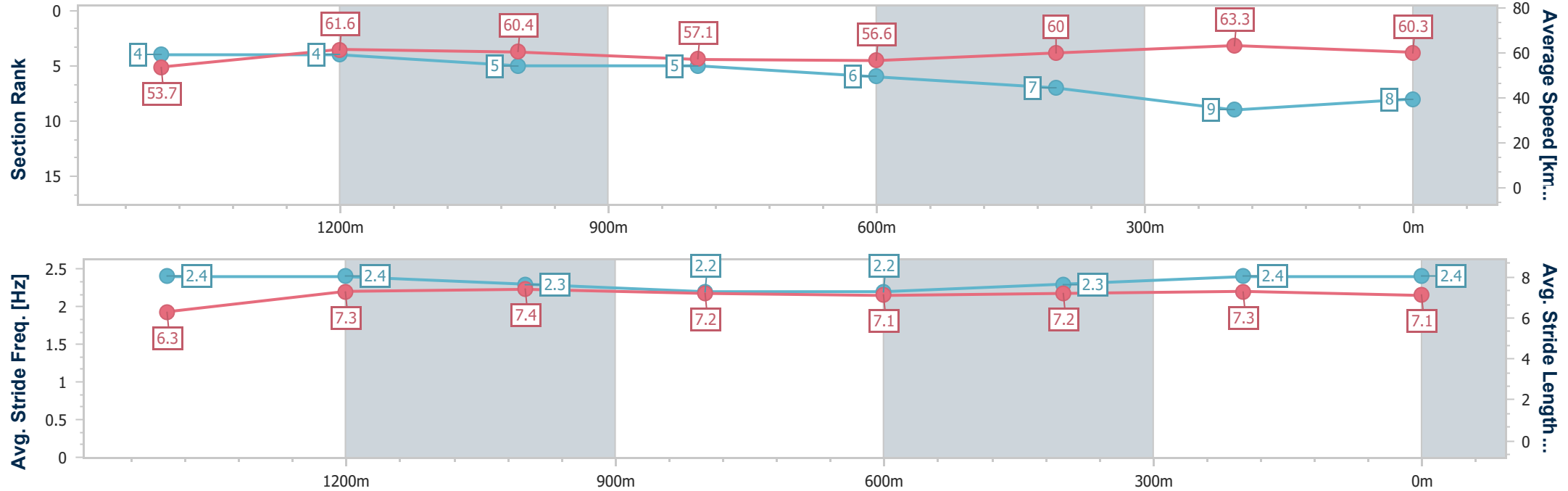
Horse/Jockey Name	Pireonti
Final Rank	8
Fastest Section Time (Section)	0:11.42 (400m)
Top Speed [km/h] (Section)	66.6 (Overall)
Race State	Finished



DoombenProfessional
Race 5: MULLINS LAWYERS Class 3 Handicap - 1660m
18 June 2025 - 14:53
Track Rating: Good 4, Weather: Overcast, Rail Position: +11m Entire



Section	Overall	1400m	1200m	1000m	800m	600m	400m	200m					
Section Times	1:41.95 [8] (0:17.36)	1:24.59 [4] (0:11.71)	1:12.88 [4] (0:11.90)	1:00.98 [5] (0:12.65)	0:48.33 [5] (0:12.82)	0:35.51 [6] (0:12.15)	0:23.36 [7] (0:11.42)	0:11.94 [9] (0:11.94)					
Average Speed [km/h]	53.7	61.6	60.4	57.1	56.6	60.0	63.3	60.3					
Top Speed [km/h]	66.6	63.3	61.3	59.4	57.4	61.4	65.6	63.4					
Avg. Dist. to Rail [m]	1.0	0.4	0.3	0.9	1.2	2.5	3.9	6.6					
Avg. Stride Freq. [Hz]	2.4	2.4	2.3	2.2	2.2	2.3	2.4	2.4					
Avg. Stride Length [m]	6.3	7.3	7.4	7.2	7.1	7.2	7.3	7.1					





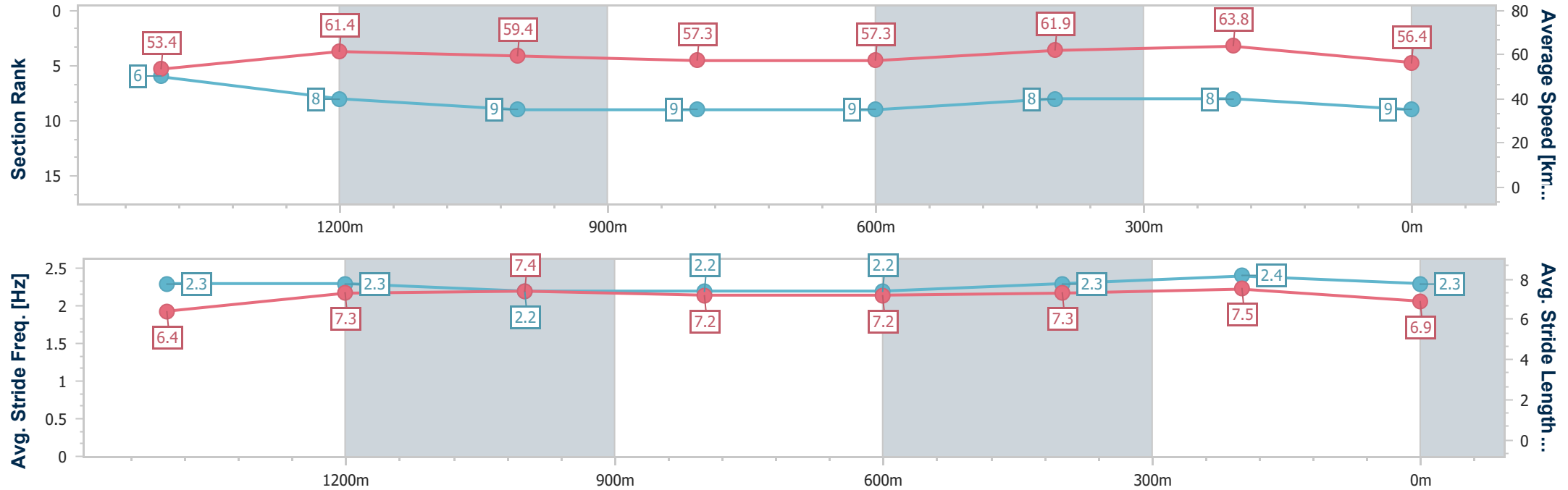
Horse/Jockey Name	Rashford
Final Rank	9
Fastest Section Time (Section)	0:11.38 (400m)
Top Speed [km/h] (Section)	67.7 (Overall)
Race State	Finished



DoombenProfessional
Race 5: MULLINS LAWYERS Class 3 Handicap - 1660m
18 June 2025 - 14:53
Track Rating: Good 4, Weather: Overcast, Rail Position: +11m Entire



Section	Overall	1400m	1200m	1000m	800m	600m	400m	200m					
Section Times	1:42.73 [9] (0:17.57)	1:25.16 [6] (0:11.86)	1:13.30 [8] (0:12.17)	1:01.13 [9] (0:12.58)	0:48.55 [9] (0:12.72)	0:35.83 [9] (0:11.73)	0:24.10 [8] (0:11.38)	0:12.72 [8] (0:12.72)					
Average Speed [km/h]	53.4	61.4	59.4	57.3	57.3	61.9	63.8	56.4					
Top Speed [km/h]	67.7	66.7	60.5	60.6	59.4	63.7	64.8	63.0					
Avg. Dist. to Rail [m]	1.9	2.2	1.1	1.3	1.7	2.3	4.9	7.9					
Avg. Stride Freq. [Hz]	2.3	2.3	2.2	2.2	2.2	2.3	2.4	2.3					
Avg. Stride Length [m]	6.4	7.3	7.4	7.2	7.2	7.3	7.5	6.9					





DoombenProfessional

Race 6: QCF CHARITY RACEDAY 19 JULY Class 1 Handicap - 1200m

18 June 2025 - 15:29



BRISBANE
RACING CLUB

Track Rating: Good 4, Weather: Overcast, Rail Position: +11m Entire

Section		Overall				1000m	800m	600m	400m	200m	Last 600m		
Field Times		1:10.39 (0:13.35)				0:57.04 (0:10.57)	0:46.47 (0:11.32)	0:35.15 (0:11.79)	0:23.36 (0:11.26)	0:12.10 (0:12.10)	0:35.15		
Rank	TAB Horse/Jockey	Barrier	Top Speed [km/h]	Fastest Section							Margin	Distance Travelled [m]	
1	6 FACUNDO	9	69.5	0:10.83	1:10.39 [1]	0:57.04 [1]	0:46.21 [2]	0:34.77 [3]	0:23.02 [3]	0:11.70 [3]	1:10.39	0:34.77	
	Michael Rodd		Overall	1000m	(0:13.35)	(0:10.83)	(0:11.44)	(0:11.75)	(0:11.32)	(0:11.70)			
2	4 STARSONUS	1	69.5	0:10.68	1:10.44 [2]	0:56.88 [5]	0:46.20 [4]	0:34.83 [2]	0:23.20 [2]	0:11.90 [2]	0.31L	0:34.83	-5
	Jag Guthmann-Chester		1000m	1000m	(0:13.56)	(0:10.68)	(0:11.37)	(0:11.63)	(0:11.30)	(0:11.90)			
3	5 KING BOOM	3	70.0	0:10.57	1:10.52 [3]	0:57.17 [1]	0:46.60 [1]	0:35.28 [1]	0:23.49 [1]	0:12.23 [1]	0.78L	0:35.28	-2
	Emily Lang		1000m	1000m	(0:13.35)	(0:10.57)	(0:11.32)	(0:11.79)	(0:11.26)	(0:12.23)			
4	11 VELOZES	5	71.6	0:10.52	1:10.80 [4]	0:56.69 [10]	0:46.17 [7]	0:34.91 [6]	0:23.34 [5]	0:12.11 [4]	2.43L	0:34.91	-8
	Angela Jones		1000m	1000m	(0:14.11)	(0:10.52)	(0:11.26)	(0:11.57)	(0:11.23)	(0:12.11)			
5	16 JEDIAH	8	67.9	0:10.81	1:10.86 [5]	0:56.76 [9]	0:45.95 [10]	0:34.77 [9]	0:23.19 [8]	0:11.91 [8]	2.79L	0:34.77	-4
	Georgina Cartwright		1000m	1000m	(0:14.10)	(0:10.81)	(0:11.18)	(0:11.58)	(0:11.28)	(0:11.91)			
6	9 BIT OF GRUNT	2	69.6	0:10.73	1:10.89 [6]	0:57.20 [6]	0:46.47 [6]	0:34.94 [7]	0:23.34 [6]	0:12.09 [5]	2.99L	0:34.94	-3
	Cody Collis		1000m	1000m	(0:13.69)	(0:10.73)	(0:11.53)	(0:11.60)	(0:11.25)	(0:12.09)			
7	3 MAKE A CALL	7	68.4	0:10.88	1:10.98 [7]	0:57.15 [7]	0:46.27 [8]	0:34.93 [8]	0:23.29 [9]	0:12.12 [6]	3.52L	0:34.93	+0
	Andrew Mallyon		1000m	1000m	(0:13.83)	(0:10.88)	(0:11.34)	(0:11.64)	(0:11.17)	(0:12.12)			
8	7 FOURANDAHALF	4	68.2	0:10.88	1:11.08 [8]	0:57.08 [8]	0:46.20 [9]	0:34.81 [11]	0:23.07 [11]	0:11.99 [9]	4.08L	0:34.81	+1
	Tahlia Fenlon		1000m	1000m	(0:14.00)	(0:10.88)	(0:11.39)	(0:11.74)	(0:11.08)	(0:11.99)			
9	8 BETTER BE READY	11	67.4	0:10.95	1:11.33 [9]	0:57.20 [11]	0:46.25 [11]	0:35.18 [10]	0:23.46 [10]	0:12.09 [10]	5.56L	0:35.18	-1
	Cejay Graham		800m	1000m	(0:14.13)	(0:10.95)	(0:11.07)	(0:11.72)	(0:11.37)	(0:12.09)			
10	13 CHAMPONNET	6	70.2	0:10.74	1:11.58 [10]	0:58.09 [4]	0:47.35 [3]	0:35.90 [4]	0:24.19 [4]	0:12.64 [7]	7.02L	0:35.90	+0
	Damien Thornton		1000m	1000m	(0:13.49)	(0:10.74)	(0:11.45)	(0:11.71)	(0:11.55)	(0:12.64)			

Scratched: Dashing Hope (#14), Retainer (#10), Lovewillcomelater (#1), Adranos (#2), Hey Chardonnay (#12)



DoombenProfessional

Race 6: QCF CHARITY RACEDAY 19 JULY Class 1 Handicap - 1200m

18 June 2025 - 15:29



BRISBANE
RACING CLUB

Track Rating: Good 4, Weather: Overcast, Rail Position: +11m Entire

Section					Overall	1000m	800m	600m	400m	200m	Last 600m			
Field Times					1:10.39 (0:13.35)	0:57.04 (0:10.57)	0:46.47 (0:11.32)	0:35.15 (0:11.79)	0:23.36 (0:11.26)	0:12.10 (0:12.10)	0:35.15			
Rank	TAB	Horse/Jockey	Barrier	Top Speed [km/h]	Fastest Section						Margin	Distance Travelled [m]		
11	15	ROCKRATA	10	68.1	0:10.93	1:11.96 [11]	0:58.56 [3]	0:47.63 [5]	0:36.14 [5]	0:24.30 [7]	0:12.70 [11]	9.25L	0:36.14	+2
		Tiffani Brooker		Overall	1000m	(0:13.40)	(0:10.93)	(0:11.49)	(0:11.84)	(0:11.60)	(0:12.70)			

Scratched: Dashing Hope (#14), Retainer (#10), Lovewillcomelater (#1), Adranos (#2), Hey Chardonnay (#12)



Horse/Jockey Name	Facundo
Final Rank	1
Fastest Section Time (Section)	0:10.83 (1000m)
Top Speed [km/h] (Section)	69.5 (Overall)
Race State	Finished

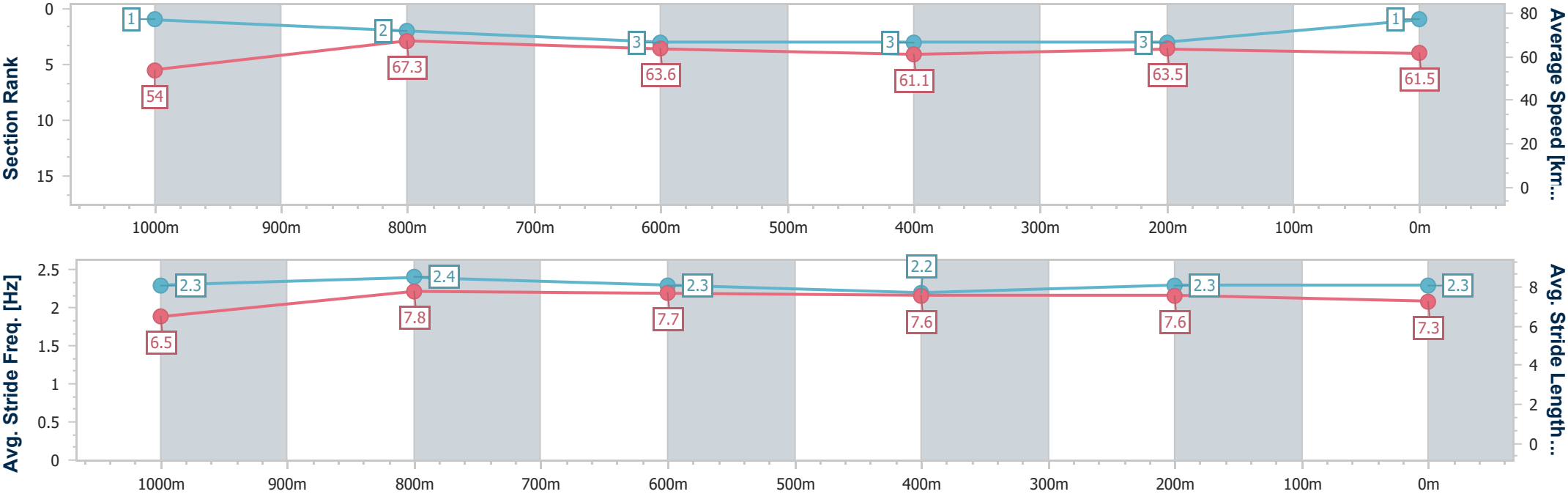


DoombenProfessional
Race 6: QCF CHARITY RACEDAY 19 JULY Class 1 Handicap - 1200m
18 June 2025 - 15:29
Track Rating: Good 4, Weather: Overcast, Rail Position: +11m Entire



BRISBANE
RACING CLUB

Section	Overall	1000m	800m	600m	400m	200m								
Section Times	1:10.39 [1] (0:13.35)	0:57.04 [1] (0:10.83)	0:46.21 [2] (0:11.44)	0:34.77 [3] (0:11.75)	0:23.02 [3] (0:11.32)	0:11.70 [3] (0:11.70)								
Average Speed [km/h]	54.0	67.3	63.6	61.1	63.5	61.5								
Top Speed [km/h]	69.5	69.4	65.3	62.4	64.6	63.4								
Avg. Dist. to Rail [m]	7.1	3.7	2.8	1.2	1.4	1.6								
Avg. Stride Freq. [Hz]	2.3	2.4	2.3	2.2	2.3	2.3								
Avg. Stride Length [m]	6.5	7.8	7.7	7.6	7.6	7.3								





Horse/Jockey Name	Starsonus
Final Rank	2
Fastest Section Time (Section)	0:10.68 (1000m)
Top Speed [km/h] (Section)	69.5 (1000m)
Race State	Finished

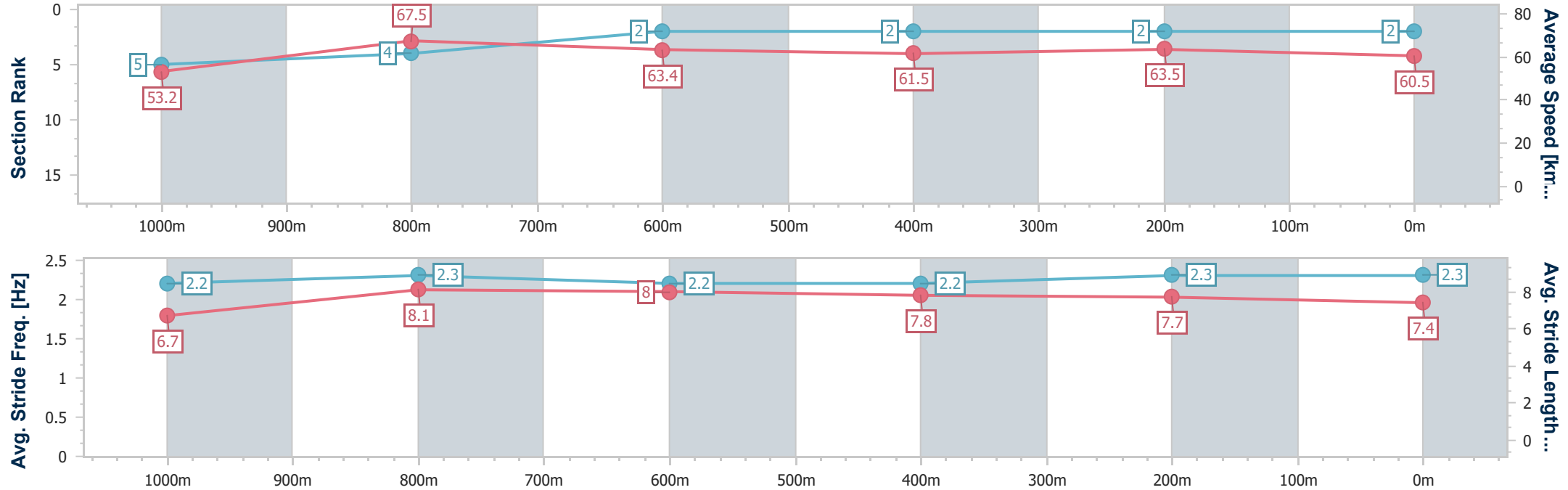


DoombenProfessional
Race 6: QCF CHARITY RACEDAY 19 JULY Class 1 Handicap - 1200m
18 June 2025 - 15:29
Track Rating: Good 4, Weather: Overcast, Rail Position: +11m Entire



BRISBANE
RACING CLUB

Section	Overall	1000m	800m	600m	400m	200m								
Section Times	1:10.44 [2] (0:13.56)	0:56.88 [5] (0:10.68)	0:46.20 [4] (0:11.37)	0:34.83 [2] (0:11.63)	0:23.20 [2] (0:11.30)	0:11.90 [2] (0:11.90)								
Average Speed [km/h]	53.2	67.5	63.4	61.5	63.5	60.5								
Top Speed [km/h]	69.3	69.5	64.3	62.2	64.1	63.4								
Avg. Dist. to Rail [m]	1.1	0.7	0.2	1.3	0.9	0.5								
Avg. Stride Freq. [Hz]	2.2	2.3	2.2	2.2	2.3	2.3								
Avg. Stride Length [m]	6.7	8.1	8.0	7.8	7.7	7.4								



[] Ranking at each section and finish
-.-.- No data available at this section
NA No data available



Horse/Jockey Name	King Boom
Final Rank	3
Fastest Section Time (Section)	0:10.57 (1000m)
Top Speed [km/h] (Section)	70.0 (1000m)
Race State	Finished

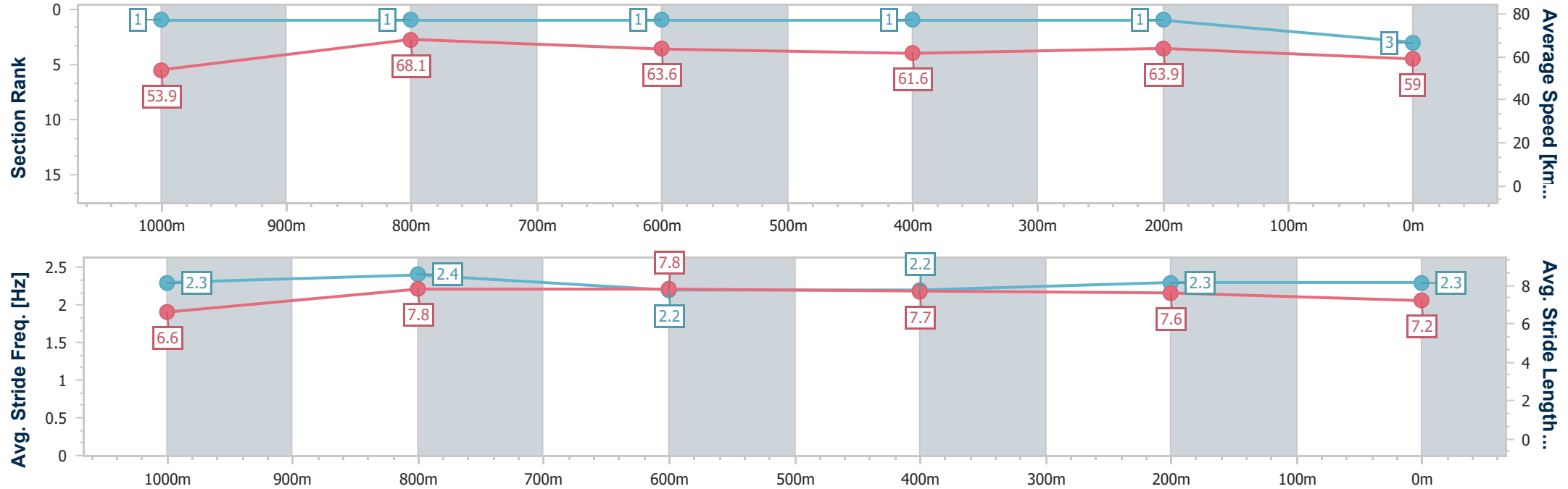


DoombenProfessional
Race 6: QCF CHARITY RACEDAY 19 JULY Class 1 Handicap - 1200m
18 June 2025 - 15:29
Track Rating: Good 4, Weather: Overcast, Rail Position: +11m Entire



BRISBANE
RACING CLUB

Section	Overall	1000m	800m	600m	400m	200m								
Section Times	1:10.52 [3] (0:13.35)	0:57.17 [1] (0:10.57)	0:46.60 [1] (0:11.32)	0:35.28 [1] (0:11.79)	0:23.49 [1] (0:11.26)	0:12.23 [1] (0:12.23)								
Average Speed [km/h]	53.9	68.1	63.6	61.6	63.9	59.0								
Top Speed [km/h]	69.6	70.0	65.6	62.8	65.5	63.2								
Avg. Dist. to Rail [m]	1.8	0.7	1.1	1.8	0.7	0.2								
Avg. Stride Freq. [Hz]	2.3	2.4	2.2	2.2	2.3	2.3								
Avg. Stride Length [m]	6.6	7.8	7.8	7.7	7.6	7.2								



[] Ranking at each section and finish
- - - - No data available at this section
NA No data available



Horse/Jockey Name	Velozes
Final Rank	4
Fastest Section Time (Section)	0:10.52 (1000m)
Top Speed [km/h] (Section)	71.6 (1000m)
Race State	Finished

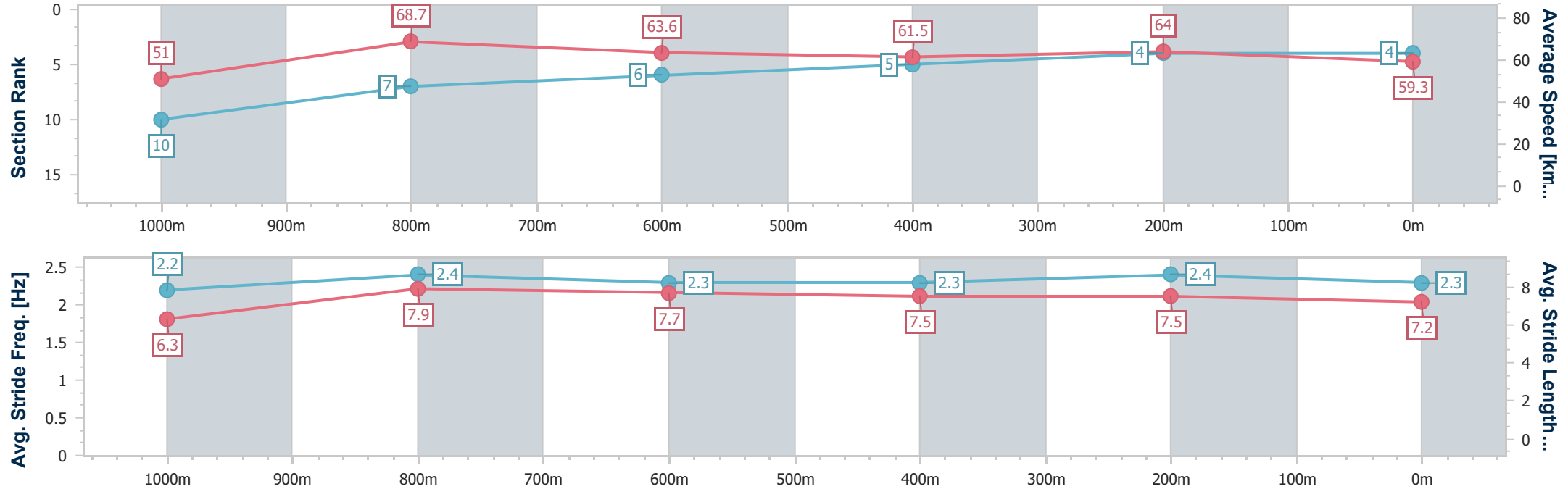


DoombenProfessional
Race 6: QCF CHARITY RACEDAY 19 JULY Class 1 Handicap - 1200m
18 June 2025 - 15:29
Track Rating: Good 4, Weather: Overcast, Rail Position: +11m Entire



BRISBANE
RACING CLUB

Section	Overall	1000m	800m	600m	400m	200m								
Section Times	1:10.80 [4] (0:14.11)	0:56.69 [10] (0:10.52)	0:46.17 [7] (0:11.26)	0:34.91 [6] (0:11.57)	0:23.34 [5] (0:11.23)	0:12.11 [4] (0:12.11)								
Average Speed [km/h]	51.0	68.7	63.6	61.5	64.0	59.3								
Top Speed [km/h]	71.1	71.6	65.1	62.7	64.9	63.3								
Avg. Dist. to Rail [m]	2.7	1.0	1.1	1.8	1.3	1.5								
Avg. Stride Freq. [Hz]	2.2	2.4	2.3	2.3	2.4	2.3								
Avg. Stride Length [m]	6.3	7.9	7.7	7.5	7.5	7.2								





Horse/Jockey Name	Jediah
Final Rank	5
Fastest Section Time (Section)	0:10.81 (1000m)
Top Speed [km/h] (Section)	67.9 (1000m)
Race State	Finished

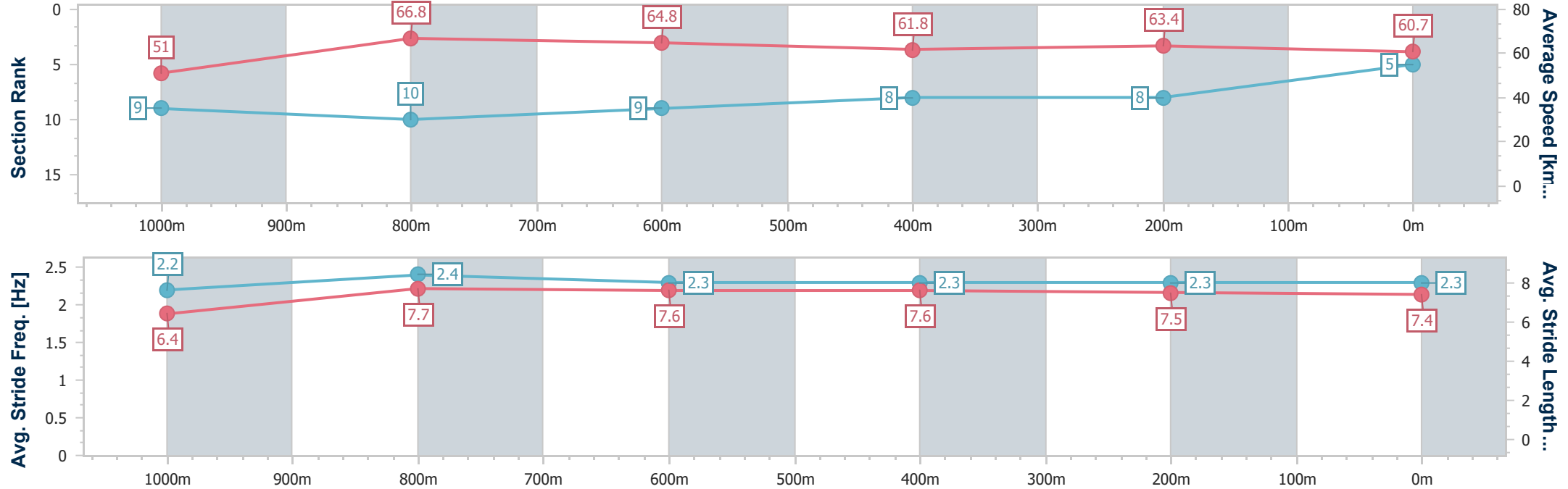


DoombenProfessional
Race 6: QCF CHARITY RACEDAY 19 JULY Class 1 Handicap - 1200m
18 June 2025 - 15:29
Track Rating: Good 4, Weather: Overcast, Rail Position: +11m Entire



BRISBANE
RACING CLUB

Section	Overall	1000m	800m	600m	400m	200m							
Section Times	1:10.86 [5] (0:14.10)	0:56.76 [9] (0:10.81)	0:45.95 [10] (0:11.18)	0:34.77 [9] (0:11.58)	0:23.19 [8] (0:11.28)	0:11.91 [8] (0:11.91)							
Average Speed [km/h]	51.0	66.8	64.8	61.8	63.4	60.7							
Top Speed [km/h]	67.1	67.9	66.3	62.7	64.7	63.8							
Avg. Dist. to Rail [m]	5.0	1.2	0.6	0.8	2.1	1.7							
Avg. Stride Freq. [Hz]	2.2	2.4	2.3	2.3	2.3	2.3							
Avg. Stride Length [m]	6.4	7.7	7.6	7.6	7.5	7.4							



[] Ranking at each section and finish
-.-.- No data available at this section
NA No data available



Horse/Jockey Name	Bit Of Grunt
Final Rank	6
Fastest Section Time (Section)	0:10.73 (1000m)
Top Speed [km/h] (Section)	69.6 (1000m)
Race State	Finished

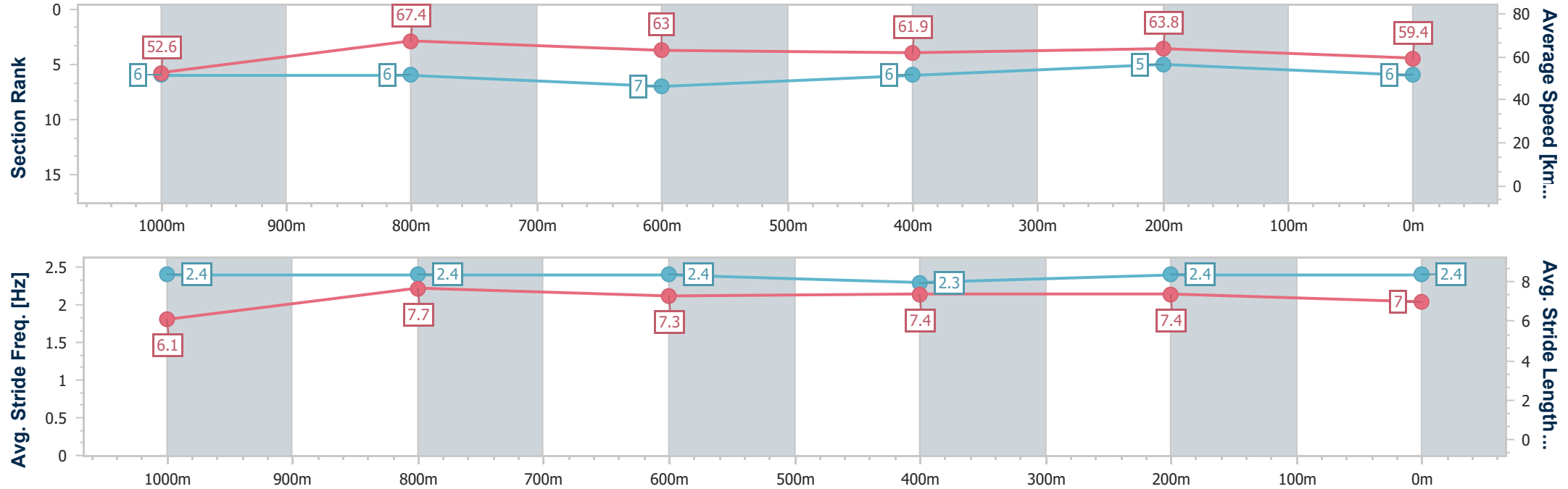


DoombenProfessional
Race 6: QCF CHARITY RACEDAY 19 JULY Class 1 Handicap - 1200m
18 June 2025 - 15:29
Track Rating: Good 4, Weather: Overcast, Rail Position: +11m Entire



BRISBANE
RACING CLUB

Section	Overall	1000m	800m	600m	400m	200m							
Section Times	1:10.89 [6] (0:13.69)	0:57.20 [6] (0:10.73)	0:46.47 [6] (0:11.53)	0:34.94 [7] (0:11.60)	0:23.34 [6] (0:11.25)	0:12.09 [5] (0:12.09)							
Average Speed [km/h]	52.6	67.4	63.0	61.9	63.8	59.4							
Top Speed [km/h]	68.8	69.6	64.8	63.1	65.5	62.3							
Avg. Dist. to Rail [m]	2.2	1.2	1.6	0.9	1.1	1.0							
Avg. Stride Freq. [Hz]	2.4	2.4	2.4	2.3	2.4	2.4							
Avg. Stride Length [m]	6.1	7.7	7.3	7.4	7.4	7.0							



[] Ranking at each section and finish
-.-.- No data available at this section
NA No data available



Horse/Jockey Name	Make A Call
Final Rank	7
Fastest Section Time (Section)	0:10.88 (1000m)
Top Speed [km/h] (Section)	68.4 (1000m)
Race State	Finished

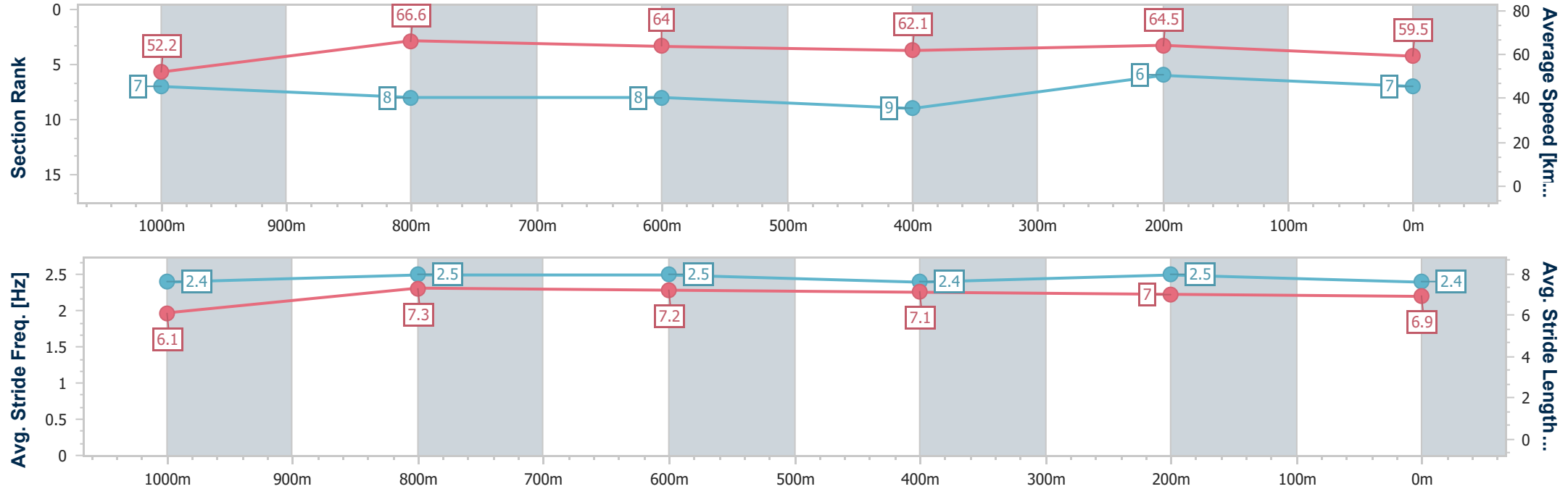


DoombenProfessional
Race 6: QCF CHARITY RACEDAY 19 JULY Class 1 Handicap - 1200m
18 June 2025 - 15:29
Track Rating: Good 4, Weather: Overcast, Rail Position: +11m Entire



BRISBANE
RACING CLUB

Section	Overall	1000m	800m	600m	400m	200m								
Section Times	1:10.98 [7] (0:13.83)	0:57.15 [7] (0:10.88)	0:46.27 [8] (0:11.34)	0:34.93 [8] (0:11.64)	0:23.29 [9] (0:11.17)	0:12.12 [6] (0:12.12)								
Average Speed [km/h]	52.2	66.6	64.0	62.1	64.5	59.5								
Top Speed [km/h]	66.6	68.4	64.9	63.9	66.3	62.5								
Avg. Dist. to Rail [m]	5.4	2.4	1.6	0.7	2.8	5.0								
Avg. Stride Freq. [Hz]	2.4	2.5	2.5	2.4	2.5	2.4								
Avg. Stride Length [m]	6.1	7.3	7.2	7.1	7.0	6.9								





Horse/Jockey Name	Fourandahalf
Final Rank	8
Fastest Section Time (Section)	0:10.88 (1000m)
Top Speed [km/h] (Section)	68.2 (1000m)
Race State	Finished

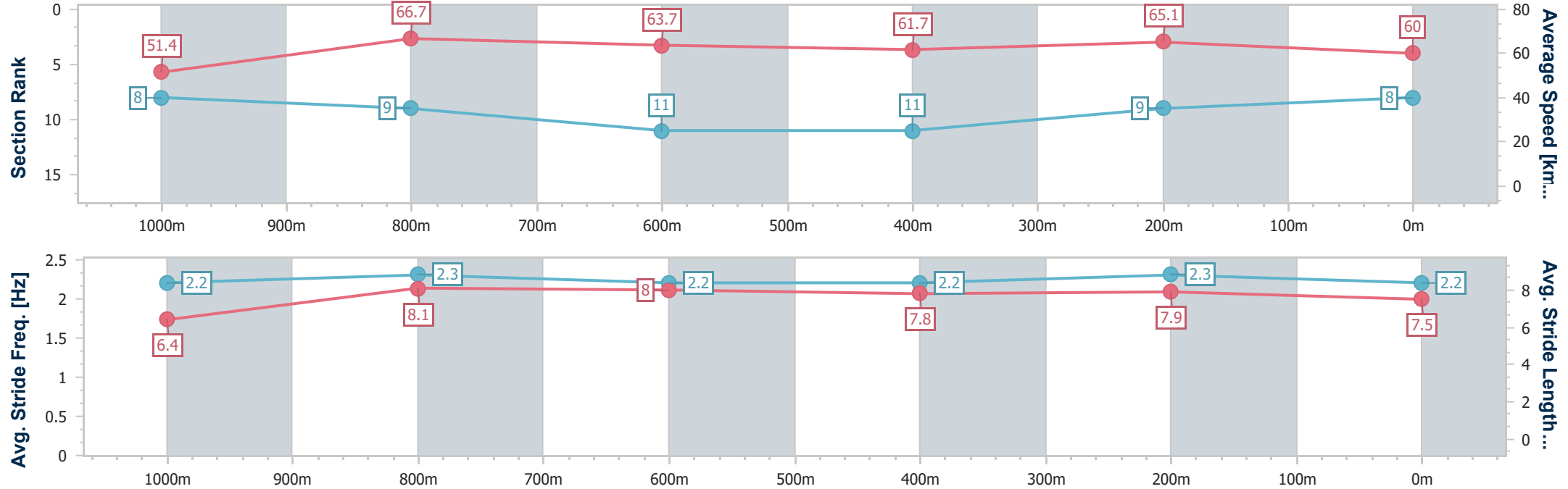


DoombenProfessional
Race 6: QCF CHARITY RACEDAY 19 JULY Class 1 Handicap - 1200m
18 June 2025 - 15:29
Track Rating: Good 4, Weather: Overcast, Rail Position: +11m Entire



BRISBANE
RACING CLUB

Section	Overall	1000m	800m	600m	400m	200m								
Section Times	1:11.08 [8] (0:14.00)	0:57.08 [8] (0:10.88)	0:46.20 [9] (0:11.39)	0:34.81 [11] (0:11.74)	0:23.07 [11] (0:11.08)	0:11.99 [9] (0:11.99)								
Average Speed [km/h]	51.4	66.7	63.7	61.7	65.1	60.0								
Top Speed [km/h]	68.2	68.2	65.3	63.8	66.9	63.2								
Avg. Dist. to Rail [m]	2.7	0.9	1.9	1.3	1.4	1.4								
Avg. Stride Freq. [Hz]	2.2	2.3	2.2	2.2	2.3	2.2								
Avg. Stride Length [m]	6.4	8.1	8.0	7.8	7.9	7.5								





Horse/Jockey Name	Better Be Ready
Final Rank	9
Fastest Section Time (Section)	0:10.95 (1000m)
Top Speed [km/h] (Section)	67.4 (800m)
Race State	Finished

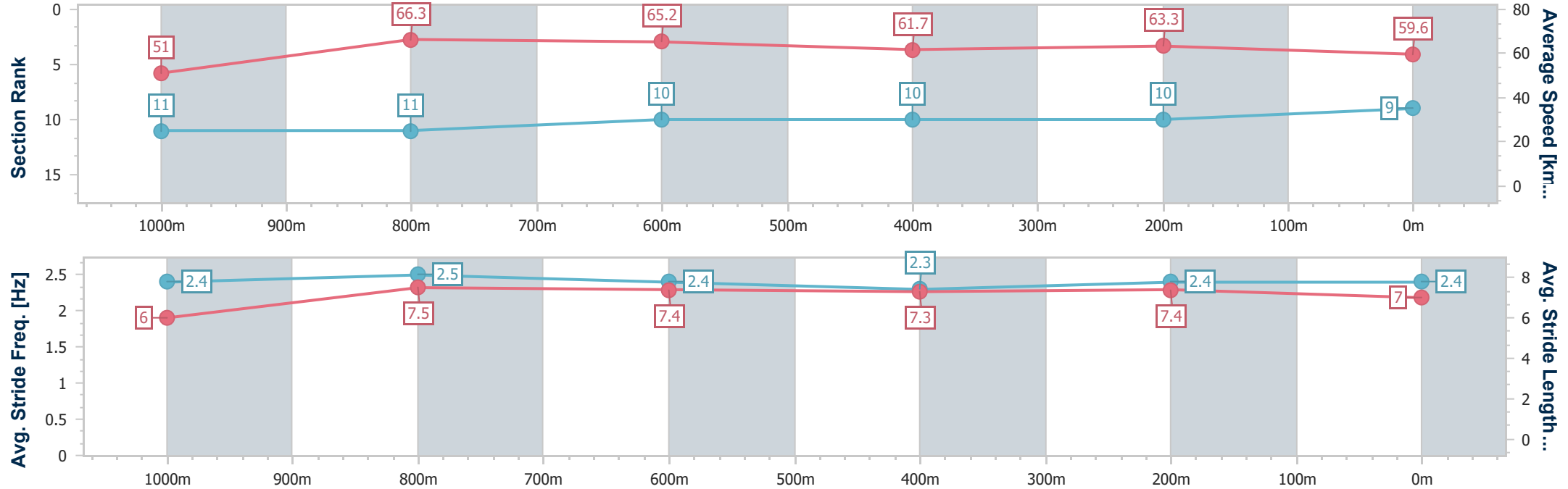


DoombenProfessional
Race 6: QCF CHARITY RACEDAY 19 JULY Class 1 Handicap - 1200m
18 June 2025 - 15:29
Track Rating: Good 4, Weather: Overcast, Rail Position: +11m Entire



BRISBANE
RACING CLUB

Section	Overall	1000m	800m	600m	400m	200m							
Section Times	1:11.33 [9] (0:14.13)	0:57.20 [11] (0:10.95)	0:46.25 [11] (0:11.07)	0:35.18 [10] (0:11.72)	0:23.46 [10] (0:11.37)	0:12.09 [10] (0:12.09)							
Average Speed [km/h]	51.0	66.3	65.2	61.7	63.3	59.6							
Top Speed [km/h]	66.4	67.4	67.4	63.0	64.7	62.5							
Avg. Dist. to Rail [m]	8.2	3.0	0.7	0.3	2.8	4.7							
Avg. Stride Freq. [Hz]	2.4	2.5	2.4	2.3	2.4	2.4							
Avg. Stride Length [m]	6.0	7.5	7.4	7.3	7.4	7.0							





Horse/Jockey Name	Champonnet
Final Rank	10
Fastest Section Time (Section)	0:10.74 (1000m)
Top Speed [km/h] (Section)	70.2 (1000m)
Race State	Finished

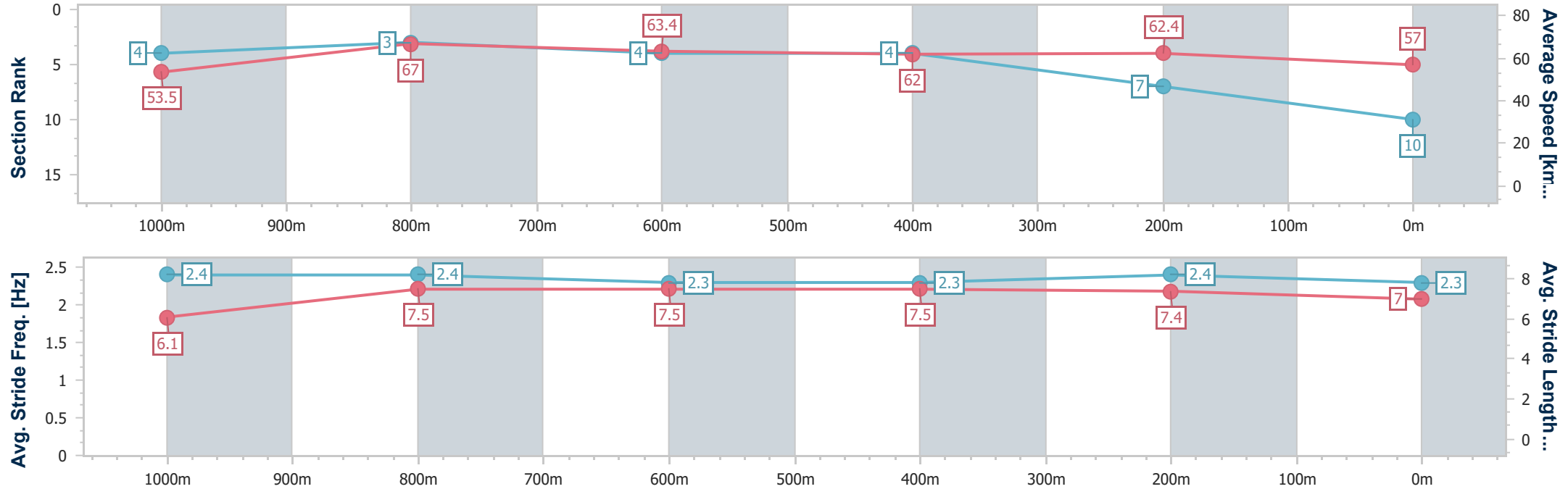


DoombenProfessional
Race 6: QCF CHARITY RACEDAY 19 JULY Class 1 Handicap - 1200m
18 June 2025 - 15:29
Track Rating: Good 4, Weather: Overcast, Rail Position: +11m Entire



BRISBANE
RACING CLUB

Section	Overall	1000m	800m	600m	400m	200m							
Section Times	1:11.58 [10] (0:13.49)	0:58.09 [4] (0:10.74)	0:47.35 [3] (0:11.45)	0:35.90 [4] (0:11.71)	0:24.19 [4] (0:11.55)	0:12.64 [7] (0:12.64)							
Average Speed [km/h]	53.5	67.0	63.4	62.0	62.4	57.0							
Top Speed [km/h]	69.6	70.2	64.3	63.0	63.9	60.8							
Avg. Dist. to Rail [m]	4.9	1.3	1.9	1.5	2.4	2.7							
Avg. Stride Freq. [Hz]	2.4	2.4	2.3	2.3	2.4	2.3							
Avg. Stride Length [m]	6.1	7.5	7.5	7.5	7.4	7.0							





Horse/Jockey Name	Rockrata
Final Rank	11
Fastest Section Time (Section)	0:10.93 (1000m)
Top Speed [km/h] (Section)	68.1 (Overall)
Race State	Finished

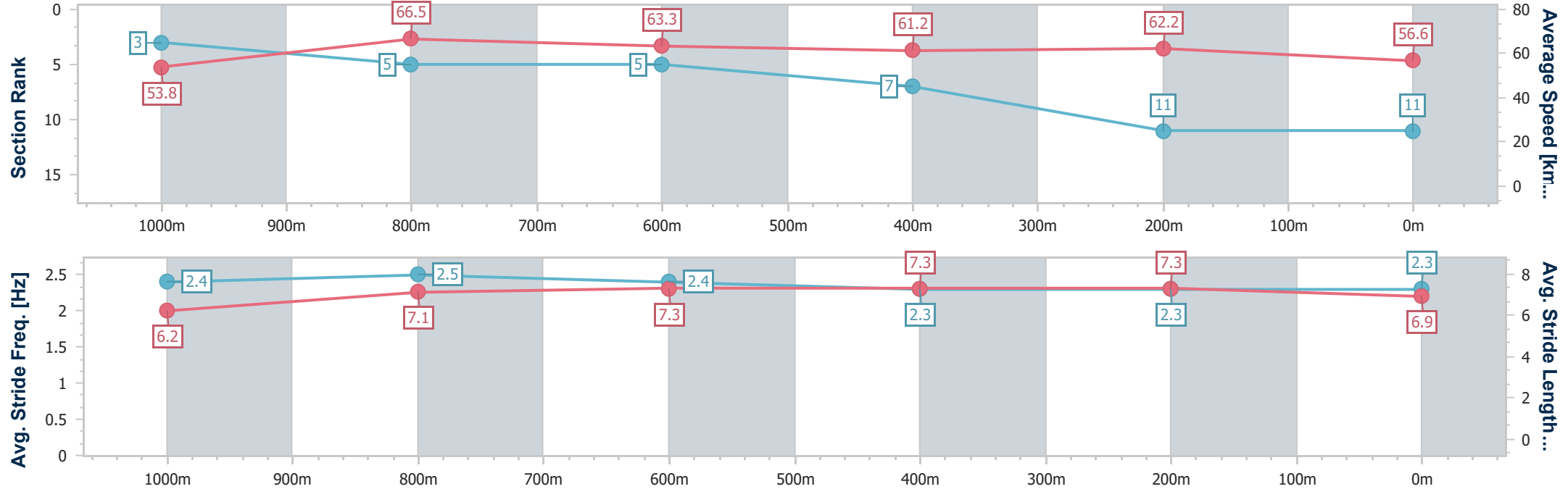


DoombenProfessional
Race 6: QCF CHARITY RACEDAY 19 JULY Class 1 Handicap - 1200m
18 June 2025 - 15:29
Track Rating: Good 4, Weather: Overcast, Rail Position: +11m Entire



BRISBANE
RACING CLUB

Section	Overall	1000m	800m	600m	400m	200m							
Section Times	1:11.96 [11] (0:13.40)	0:58.56 [3] (0:10.93)	0:47.63 [5] (0:11.49)	0:36.14 [5] (0:11.84)	0:24.30 [7] (0:11.60)	0:12.70 [11] (0:12.70)							
Average Speed [km/h]	53.8	66.5	63.3	61.2	62.2	56.6							
Top Speed [km/h]	68.1	68.1	64.7	62.8	63.2	61.2							
Avg. Dist. to Rail [m]	7.6	3.7	1.9	1.1	2.7	3.3							
Avg. Stride Freq. [Hz]	2.4	2.5	2.4	2.3	2.3	2.3							
Avg. Stride Length [m]	6.2	7.1	7.3	7.3	7.3	6.9							





DoombenProfessional

Race 7: SKY RACING BENCHMARK 70 Handicap - 1350m

18 June 2025 - 16:04



BRISBANE
RACING CLUB

Track Rating: Good 4, Weather: Overcast, Rail Position: +11m Entire

Section						Overall	1200m	1000m	800m	600m	400m	Last 600m	
Field Times						1:19.63 (0:11.10)	1:08.53 (0:10.73)	0:57.80 (0:11.11)	0:46.69 (0:11.53)	0:35.16 (0:11.62)	0:23.54 (0:11.53)	0:35.16	
Rank	TAB	Horse/Jockey	Barrier	Top Speed [km/h]	Fastest Section								Distance Travelled [m]
1	10	AFFINITY FLYER	6	66.2	0:11.11	1:19.63 [1]	1:08.12 [7]	0:56.92 [8]	0:45.70 [8]	0:34.25 [8]	0:22.89 [7]	0:34.25	
		Jake Bayliss		400m	400m	(0:11.51)	(0:11.20)	(0:11.22)	(0:11.45)	(0:11.36)	(0:11.11)		
2	6	LUMENS LENNY	3	68.3	0:10.73	1:19.94 [2]	1:08.84 [1]	0:58.11 [1]	0:47.00 [1]	0:35.47 [1]	0:23.85 [1]	0:35.47	
		Georgina Cartwright		1200m	1200m	(0:11.10)	(0:10.73)	(0:11.11)	(0:11.53)	(0:11.62)	(0:11.53)		
3	4	BOONDOCKS	5	67.8	0:10.79	1:19.97 [3]	1:08.24 [9]	0:57.45 [7]	0:46.22 [7]	0:34.68 [7]	0:23.40 [5]	0:34.68	
		Jag Guthmann-Chester		1200m	1200m	(0:11.73)	(0:10.79)	(0:11.23)	(0:11.54)	(0:11.28)	(0:11.43)		
4	5	FAT FINGERS	7	66.4	0:11.11	1:20.03 [4]	1:08.10 [11]	0:56.99 [10]	0:45.77 [9]	0:34.38 [9]	0:23.03 [9]	0:34.38	
		Cody Collis		1200m	1200m	(0:11.93)	(0:11.11)	(0:11.22)	(0:11.39)	(0:11.35)	(0:11.28)		
4	9	LOVEWILLCOMELATER	4	66.7	0:10.97	1:20.03 [4]	1:08.71 [3]	0:57.74 [3]	0:46.58 [3]	0:35.10 [3]	0:23.65 [3]	0:35.10	
		Robbie Dolan		1200m	1200m	(0:11.32)	(0:10.97)	(0:11.16)	(0:11.48)	(0:11.45)	(0:11.41)		
6	12	HEADHUNTER	8	65.0	0:11.26	1:20.12 [6]	1:08.41 [8]	0:57.10 [9]	0:45.78 [10]	0:34.43 [10]	0:23.02 [10]	0:34.43	
		Damien Thornton		1000m	400m	(0:11.71)	(0:11.31)	(0:11.32)	(0:11.35)	(0:11.41)	(0:11.26)		
7	1	ITZA CHARMDEEL	11	68.0	0:10.77	1:20.44 [7]	1:09.20 [2]	0:58.43 [2]	0:47.26 [2]	0:35.81 [2]	0:24.19 [2]	0:35.81	
		Emily Lang		1200m	1200m	(0:11.24)	(0:10.77)	(0:11.17)	(0:11.45)	(0:11.62)	(0:11.66)		
8	2	TARA JASMINE	9	66.3	0:11.19	1:20.53 [8]	1:08.62 [10]	0:57.31 [11]	0:45.95 [11]	0:34.70 [11]	0:23.21 [11]	0:34.70	
		Corey Sutherland		400m	400m	(0:11.91)	(0:11.31)	(0:11.36)	(0:11.25)	(0:11.49)	(0:11.19)		
9	8	CRACKER ESSGEE	1	66.3	0:11.06	1:20.68 [9]	1:09.31 [4]	0:58.25 [6]	0:47.00 [6]	0:35.70 [4]	0:24.25 [4]	0:35.70	
		Anthony Allen		1200m	1200m	(0:11.37)	(0:11.06)	(0:11.25)	(0:11.30)	(0:11.45)	(0:11.76)		
10	11	TREASURER	10	66.7	0:10.93	1:20.78 [10]	1:09.33 [5]	0:58.40 [4]	0:47.24 [4]	0:35.74 [5]	0:24.09 [6]	0:35.74	
		Andrew Mallyon		1200m	1200m	(0:11.45)	(0:10.93)	(0:11.16)	(0:11.50)	(0:11.65)	(0:11.44)		

Scratched: Magic In Me (#7)

Report Created: Wed 18 June 2025 16:44 GMT+10 (Note: Timing is based on position data)

Page 1/15

[] Ranking at each section and finish
-:-:- No data available at this section
NA No data available

SCN Saddle cloth number
DNF Did not finish
DNT Did not track

data processed by  TRIPLESDATA



DoombenProfessional

Race 7: SKY RACING BENCHMARK 70 Handicap - 1350m

18 June 2025 - 16:04



BRISBANE
RACING CLUB

Track Rating: Good 4, Weather: Overcast, Rail Position: +11m Entire

Section					Overall	1200m	1000m	800m	600m	400m	Last 600m		
Field Times					1:19.63 (0:11.10)	1:08.53 (0:10.73)	0:57.80 (0:11.11)	0:46.69 (0:11.53)	0:35.16 (0:11.62)	0:23.54 (0:11.53)	0:35.16		
Rank	TAB	Horse/Jockey	Barrier	Top Speed [km/h]	Fastest Section							Distance Travelled [m]	
11	3	STARRY EYES	2	66.4	0:10.94	1:21.52 [11]	1:10.07 [6]	0:59.13 [5]	0:47.93 [5]	0:36.44 [6]	0:24.74 [8]	0:36.44	+1
		Bailey Wheeler		1200m	1200m	(0:11.45)	(0:10.94)	(0:11.20)	(0:11.49)	(0:11.70)	(0:11.62)		

Scratched: Magic In Me (#7)



DoombenProfessional

Race 7: SKY RACING BENCHMARK 70 Handicap - 1350m

18 June 2025 - 16:04



BRISBANE
RACING CLUB

Track Rating: Good 4, Weather: Overcast, Rail Position: +11m Entire

Section Field Times		200m 0:12.01 (0:12.01)					Last 600m 0:35.16		
Rank	TAB	Horse/Jockey	Barrier	Top Speed [km/h]	Fastest Section	Margin		Distance Travelled [m]	
1	10	AFFINITY FLYER	6	66.2	0:11.11	0:11.78 [3]	1:19.63	0:34.25	
		Jake Bayliss		400m	400m	(0:11.78)			
2	6	LUMENS LENNY	3	68.3	0:10.73	0:12.32 [1]	1.81L	0:35.47	
		Georgina Cartwright		1200m	1200m	(0:12.32)		-4	
3	4	BOONDOCKS	5	67.8	0:10.79	0:11.97 [5]	1.97L	0:34.68	
		Jag Guthmann-Chester		1200m	1200m	(0:11.97)		-8	
4	5	FAT FINGERS	7	66.4	0:11.11	0:11.75 [8]	2.33L	0:34.38	
		Cody Collis		1200m	1200m	(0:11.75)		-7	
4	9	LOVEWILLCOMELATER	4	66.7	0:10.97	0:12.24 [2]	2.33L	0:35.10	
		Robbie Dolan		1200m	1200m	(0:12.24)		-2	
6	12	HEADHUNTER	8	65.0	0:11.26	0:11.76 [9]	2.89L	0:34.43	
		Damien Thornton		1000m	400m	(0:11.76)		-2	
7	1	ITZA CHARMDEEL	11	68.0	0:10.77	0:12.53 [4]	4.78L	0:35.81	
		Emily Lang		1200m	1200m	(0:12.53)		-3	
8	2	TARA JASMINE	9	66.3	0:11.19	0:12.02 [11]	5.31L	0:34.70	
		Corey Sutherland		400m	400m	(0:12.02)		-2	
9	8	CRACKER ESSGEE	1	66.3	0:11.06	0:12.49 [7]	6.2L	0:35.70	
		Anthony Allen		1200m	1200m	(0:12.49)		-12	
10	11	TREASURER	10	66.7	0:10.93	0:12.65 [6]	6.78L	0:35.74	
		Andrew Mallyon		1200m	1200m	(0:12.65)		+4	

Scratched: Magic In Me (#7)

Report Created: Wed 18 June 2025 16:44 GMT+10 (Note: Timing is based on position data)

Page 3/15

[] Ranking at each section and finish
-:-:- No data available at this section
NA No data available

SCN Saddle cloth number
DNF Did not finish
DNT Did not track

data processed by  TRIPLESDATA



DoombenProfessional

Race 7: SKY RACING BENCHMARK 70 Handicap - 1350m

18 June 2025 - 16:04



BRISBANE
RACING CLUB

Track Rating: Good 4, Weather: Overcast, Rail Position: +11m Entire

Section					200m	Last 600m			
Field Times					0:12.01 (0:12.01)	0:35.16			
Rank	TAB	Horse/Jockey	Barrier	Top Speed [km/h]	Fastest Section	Margin		Distance Travelled [m]	
11	3	STARRY EYES	2	66.4	0:10.94	0:13.12 [10]	11.13L	0:36.44	+1
		Bailey Wheeler		1200m	1200m	(0:13.12)			

Scratched: Magic In Me (#7)



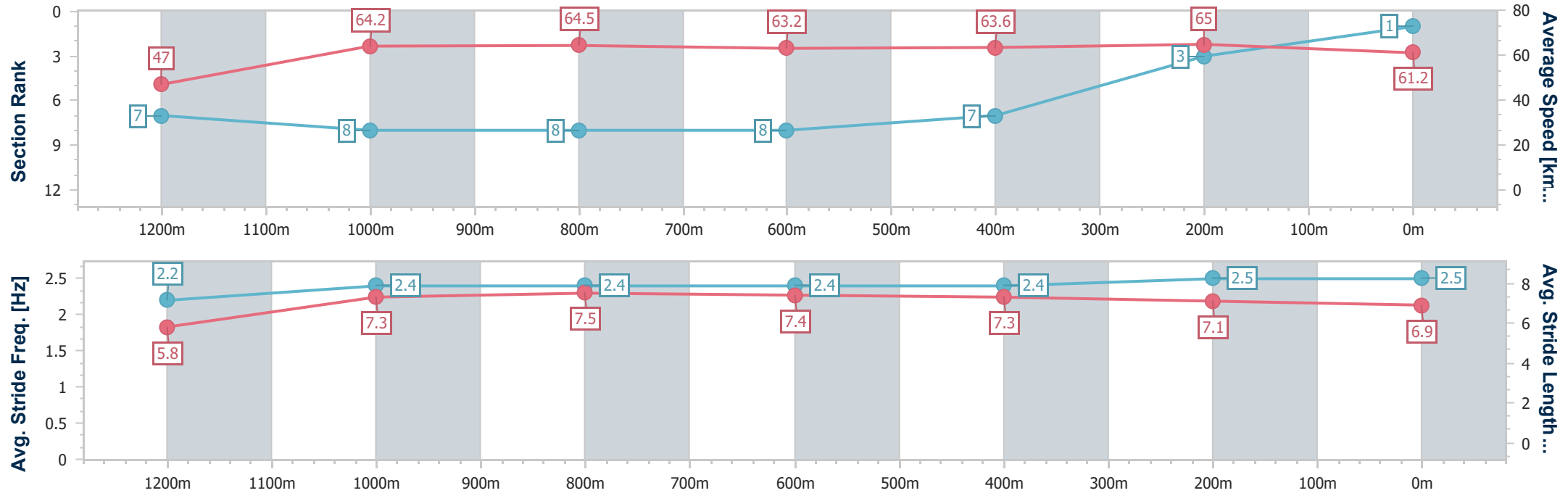
Horse/Jockey Name	Affinity Flyer
Final Rank	1
Fastest Section Time (Section)	0:11.11 (400m)
Top Speed [km/h] (Section)	66.2 (400m)
Race State	Finished



DoombenProfessional
Race 7: SKY RACING BENCHMARK 70 Handicap - 1350m
18 June 2025 - 16:04
Track Rating: Good 4, Weather: Overcast, Rail Position: +11m Entire



Section	Overall	1200m	1000m	800m	600m	400m	200m						
Section Times	1:19.63 [1] (0:11.51)	1:08.12 [7] (0:11.20)	0:56.92 [8] (0:11.22)	0:45.70 [8] (0:11.45)	0:34.25 [8] (0:11.36)	0:22.89 [7] (0:11.11)	0:11.78 [3] (0:11.78)						
Average Speed [km/h]	47.0	64.2	64.5	63.2	63.6	65.0	61.2						
Top Speed [km/h]	62.6	65.2	65.4	65.0	64.6	66.2	64.0						
Avg. Dist. to Rail [m]	5.7	2.4	1.3	0.7	1.0	2.7	1.9						
Avg. Stride Freq. [Hz]	2.2	2.4	2.4	2.4	2.4	2.5	2.5						
Avg. Stride Length [m]	5.8	7.3	7.5	7.4	7.3	7.1	6.9						





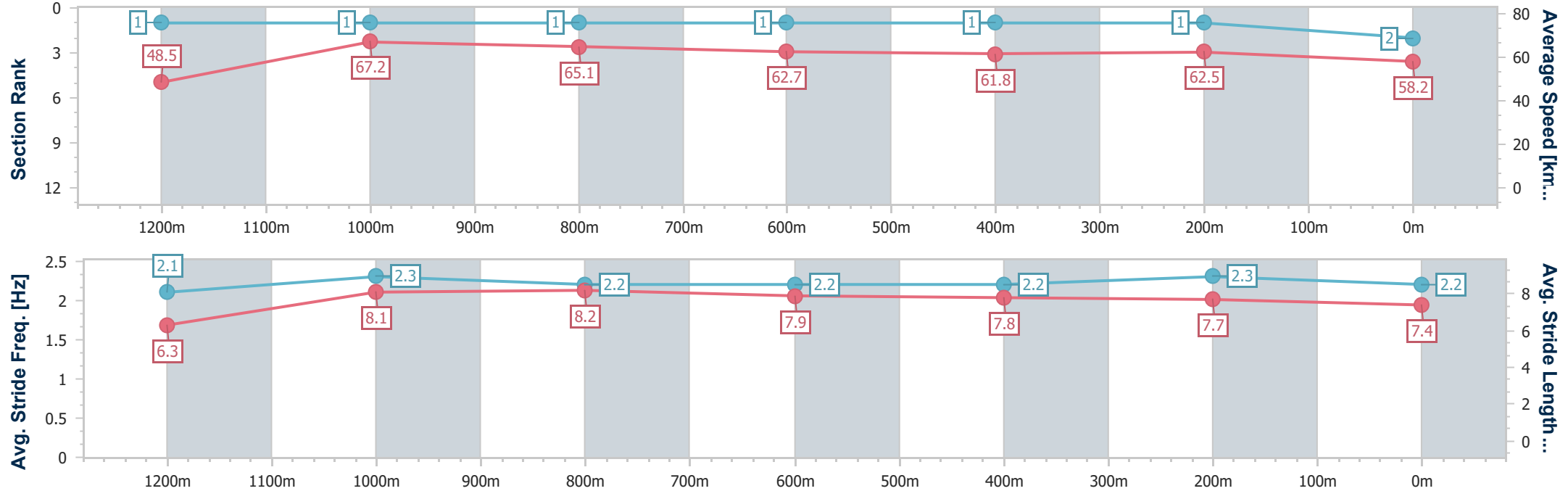
Horse/Jockey Name	Lumens Lenny
Final Rank	2
Fastest Section Time (Section)	0:10.73 (1200m)
Top Speed [km/h] (Section)	68.3 (1200m)
Race State	Finished



DoombenProfessional
Race 7: SKY RACING BENCHMARK 70 Handicap - 1350m
18 June 2025 - 16:04
Track Rating: Good 4, Weather: Overcast, Rail Position: +11m Entire



Section	Overall	1200m	1000m	800m	600m	400m	200m						
Section Times	1:19.94 [2] (0:11.10)	1:08.84 [1] (0:10.73)	0:58.11 [1] (0:11.11)	0:47.00 [1] (0:11.53)	0:35.47 [1] (0:11.62)	0:23.85 [1] (0:11.53)	0:12.32 [1] (0:12.32)						
Average Speed [km/h]	48.5	67.2	65.1	62.7	61.8	62.5	58.2						
Top Speed [km/h]	65.8	68.3	67.5	63.2	63.0	63.3	61.5						
Avg. Dist. to Rail [m]	3.9	1.3	0.4	1.1	0.4	1.1	2.3						
Avg. Stride Freq. [Hz]	2.1	2.3	2.2	2.2	2.2	2.3	2.2						
Avg. Stride Length [m]	6.3	8.1	8.2	7.9	7.8	7.7	7.4						





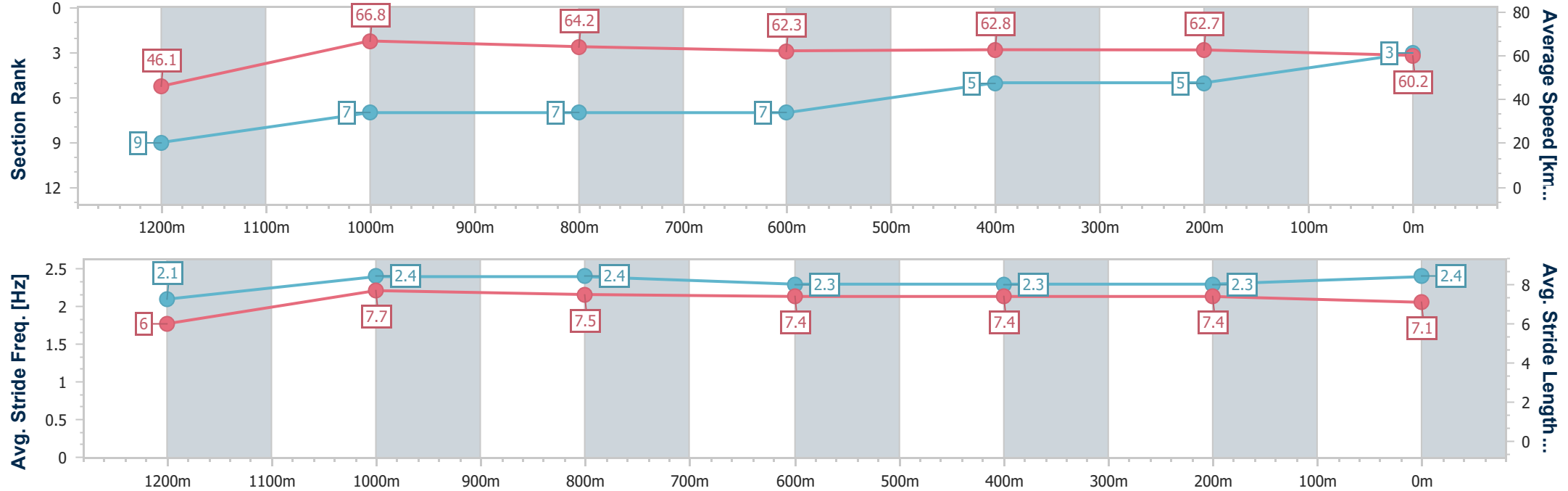
Horse/Jockey Name	Boondocks
Final Rank	3
Fastest Section Time (Section)	0:10.79 (1200m)
Top Speed [km/h] (Section)	67.8 (1200m)
Race State	Finished



DoombenProfessional
Race 7: SKY RACING BENCHMARK 70 Handicap - 1350m
18 June 2025 - 16:04
Track Rating: Good 4, Weather: Overcast, Rail Position: +11m Entire



Section	Overall	1200m	1000m	800m	600m	400m	200m						
Section Times	1:19.97 [3] (0:11.73)	1:08.24 [9] (0:10.79)	0:57.45 [7] (0:11.23)	0:46.22 [7] (0:11.54)	0:34.68 [7] (0:11.28)	0:23.40 [5] (0:11.43)	0:11.97 [5] (0:11.97)						
Average Speed [km/h]	46.1	66.8	64.2	62.3	62.8	62.7	60.2						
Top Speed [km/h]	63.7	67.8	66.4	64.3	63.6	63.8	63.1						
Avg. Dist. to Rail [m]	4.4	0.6	1.0	1.2	3.1	1.7	2.0						
Avg. Stride Freq. [Hz]	2.1	2.4	2.4	2.3	2.3	2.3	2.4						
Avg. Stride Length [m]	6.0	7.7	7.5	7.4	7.4	7.4	7.1						



[] Ranking at each section and finish
-.-.- No data available at this section
NA No data available



Horse/Jockey Name	Lovewillcomelater
Final Rank	4
Fastest Section Time (Section)	0:10.97 (1200m)
Top Speed [km/h] (Section)	66.7 (1200m)
Race State	Finished



DoombenProfessional

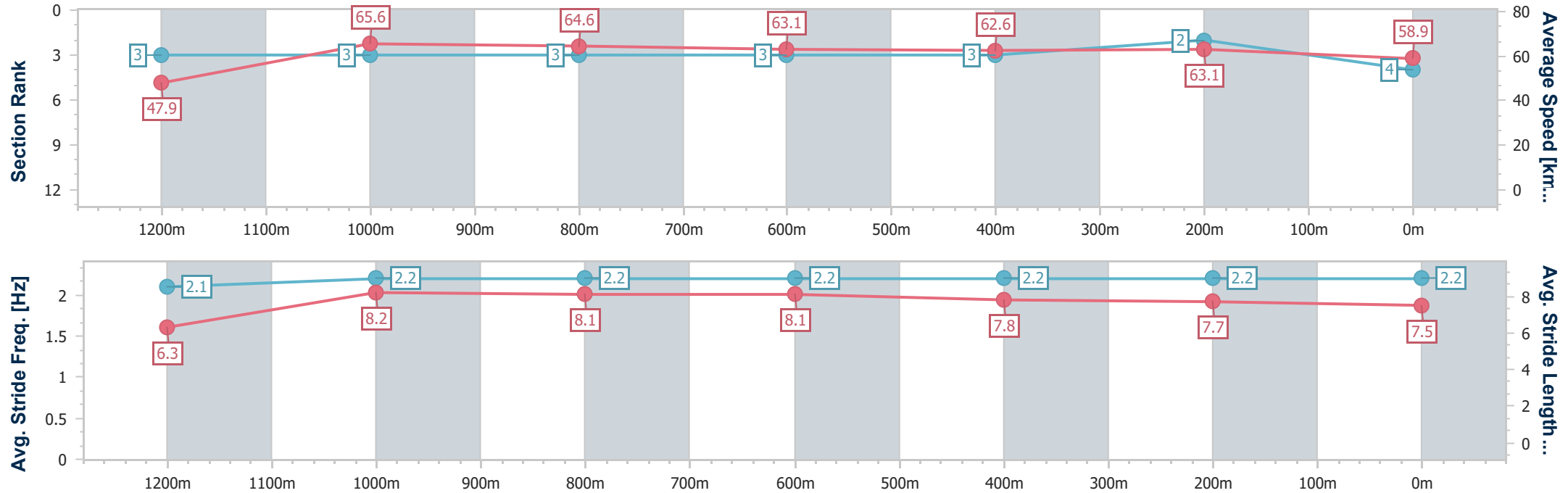
Race 7: SKY RACING BENCHMARK 70 Handicap - 1350m

18 June 2025 - 16:04

Track Rating: Good 4, Weather: Overcast, Rail Position: +11m Entire



Section	Overall	1200m	1000m	800m	600m	400m	200m						
Section Times	1:20.03 [4] (0:11.32)	1:08.71 [3] (0:10.97)	0:57.74 [3] (0:11.16)	0:46.58 [3] (0:11.48)	0:35.10 [3] (0:11.45)	0:23.65 [3] (0:11.41)	0:12.24 [2] (0:12.24)						
Average Speed [km/h]	47.9	65.6	64.6	63.1	62.6	63.1	58.9						
Top Speed [km/h]	63.7	66.7	66.5	63.5	64.0	63.8	61.7						
Avg. Dist. to Rail [m]	4.9	2.1	1.2	0.6	0.2	0.9	1.2						
Avg. Stride Freq. [Hz]	2.1	2.2	2.2	2.2	2.2	2.2	2.2						
Avg. Stride Length [m]	6.3	8.2	8.1	8.1	7.8	7.7	7.5						



[] Ranking at each section and finish
-.-.- No data available at this section
NA No data available



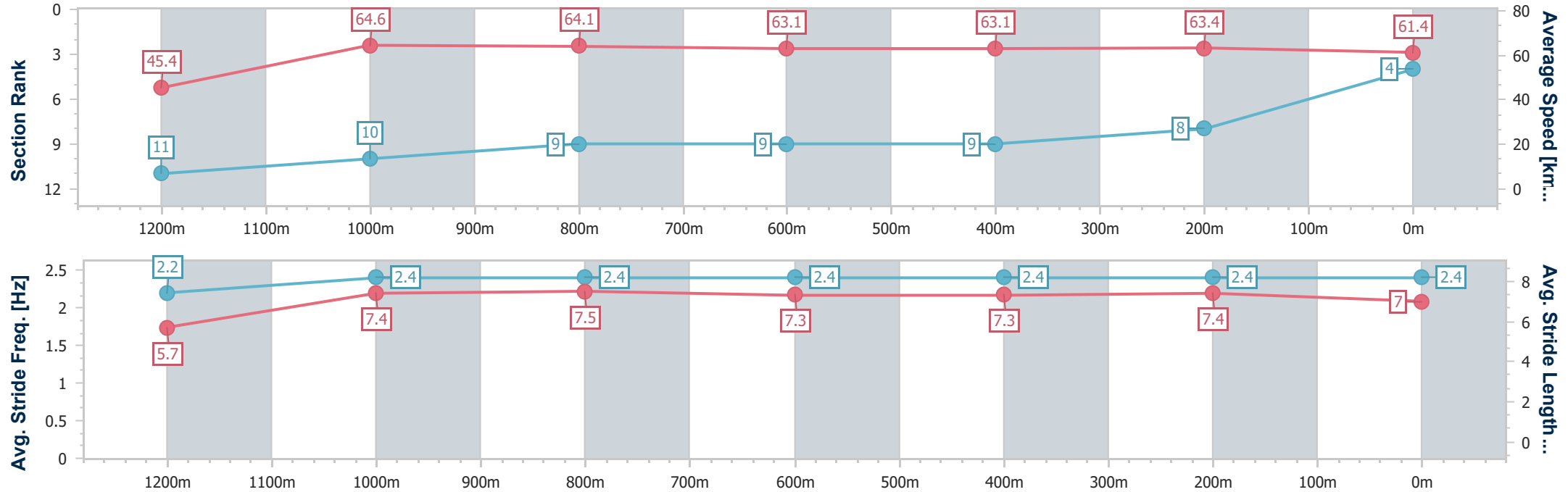
Horse/Jockey Name	Fat Fingers
Final Rank	4
Fastest Section Time (Section)	0:11.11 (1200m)
Top Speed [km/h] (Section)	66.4 (1200m)
Race State	Finished



DoombenProfessional
Race 7: SKY RACING BENCHMARK 70 Handicap - 1350m
18 June 2025 - 16:04
Track Rating: Good 4, Weather: Overcast, Rail Position: +11m
Entire



Section	Overall	1200m	1000m	800m	600m	400m	200m						
Section Times	1:20.03 [4] (0:11.93)	1:08.10 [11] (0:11.11)	0:56.99 [10] (0:11.22)	0:45.77 [9] (0:11.39)	0:34.38 [9] (0:11.35)	0:23.03 [9] (0:11.28)	0:11.75 [8] (0:11.75)						
Average Speed [km/h]	45.4	64.6	64.1	63.1	63.1	63.4	61.4						
Top Speed [km/h]	62.3	66.4	65.4	65.7	65.1	65.8	62.3						
Avg. Dist. to Rail [m]	4.9	0.6	0.3	0.6	1.5	1.2	2.5						
Avg. Stride Freq. [Hz]	2.2	2.4	2.4	2.4	2.4	2.4	2.4						
Avg. Stride Length [m]	5.7	7.4	7.5	7.3	7.3	7.4	7.0						





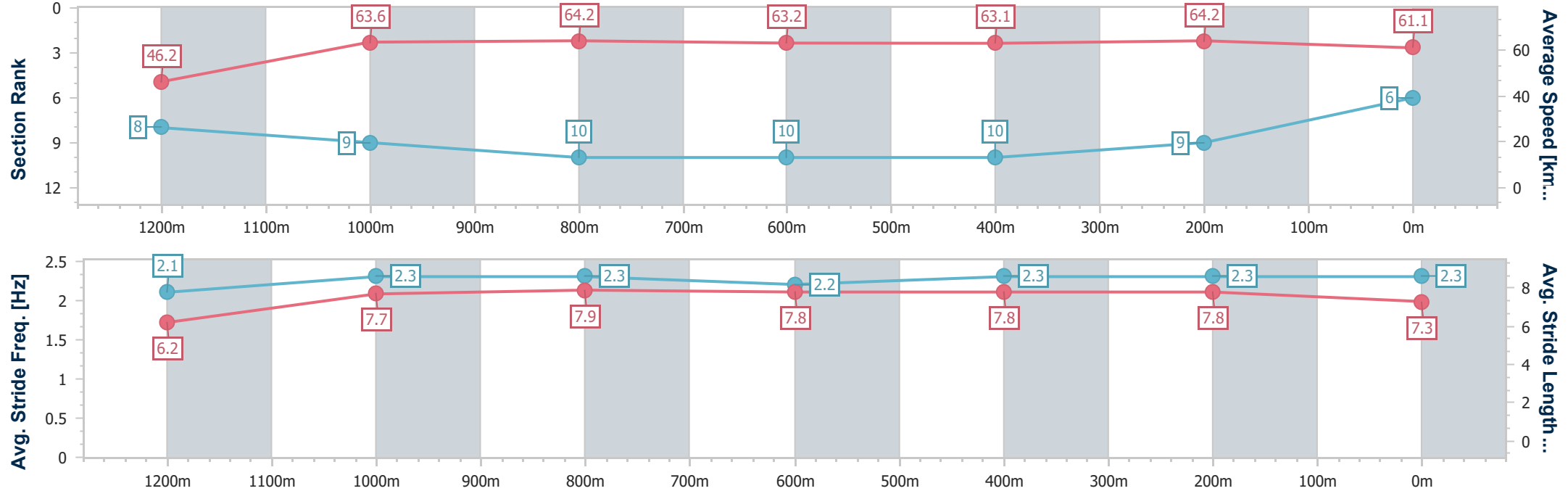
Horse/Jockey Name	Headhunter
Final Rank	6
Fastest Section Time (Section)	0:11.26 (400m)
Top Speed [km/h] (Section)	65.0 (1000m)
Race State	Finished



DoombenProfessional
Race 7: SKY RACING BENCHMARK 70 Handicap - 1350m
18 June 2025 - 16:04
Track Rating: Good 4, Weather: Overcast, Rail Position: +11m Entire



Section	Overall	1200m	1000m	800m	600m	400m	200m						
Section Times	1:20.12 [6] (0:11.71)	1:08.41 [8] (0:11.31)	0:57.10 [9] (0:11.32)	0:45.78 [10] (0:11.35)	0:34.43 [10] (0:11.41)	0:23.02 [10] (0:11.26)	0:11.76 [9] (0:11.76)						
Average Speed [km/h]	46.2	63.6	64.2	63.2	63.1	64.2	61.1						
Top Speed [km/h]	61.5	64.6	65.0	64.4	64.1	64.5	63.6						
Avg. Dist. to Rail [m]	8.8	3.3	2.0	0.5	0.3	2.4	4.5						
Avg. Stride Freq. [Hz]	2.1	2.3	2.3	2.2	2.3	2.3	2.3						
Avg. Stride Length [m]	6.2	7.7	7.9	7.8	7.8	7.8	7.3						





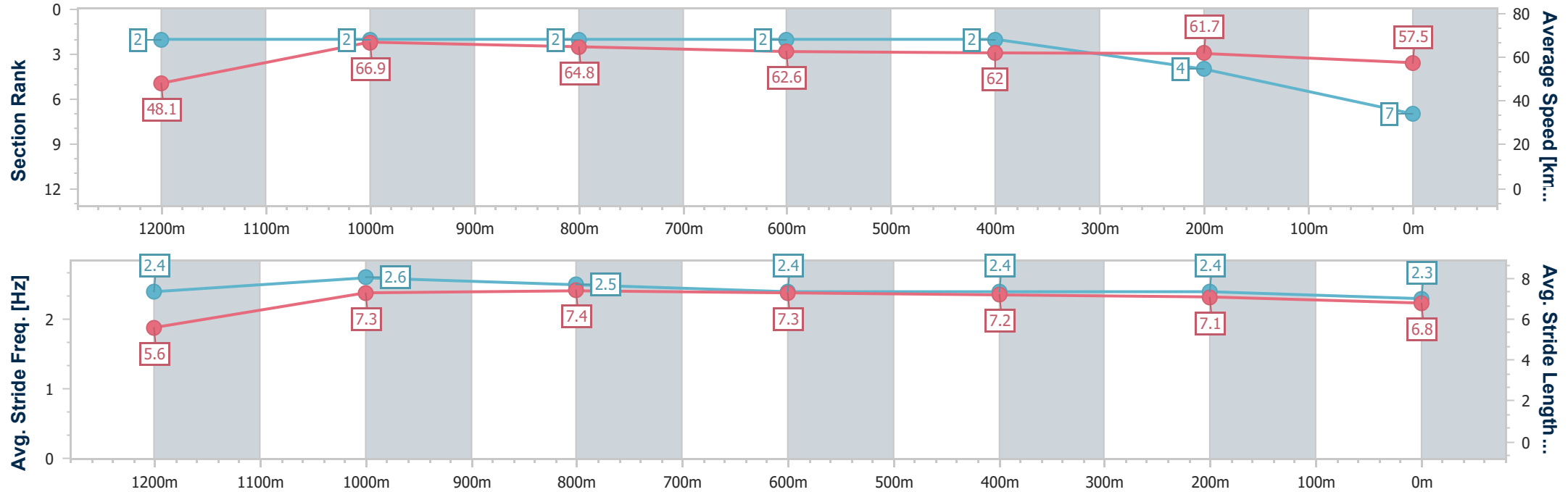
Horse/Jockey Name	Itza Charmdeel
Final Rank	7
Fastest Section Time (Section)	0:10.77 (1200m)
Top Speed [km/h] (Section)	68.0 (1200m)
Race State	Finished



DoombenProfessional
Race 7: SKY RACING BENCHMARK 70 Handicap - 1350m
18 June 2025 - 16:04
Track Rating: Good 4, Weather: Overcast, Rail Position: +11m Entire



Section	Overall	1200m	1000m	800m	600m	400m	200m						
Section Times	1:20.44 [7] (0:11.24)	1:09.20 [2] (0:10.77)	0:58.43 [2] (0:11.17)	0:47.26 [2] (0:11.45)	0:35.81 [2] (0:11.62)	0:24.19 [2] (0:11.66)	0:12.53 [4] (0:12.53)						
Average Speed [km/h]	48.1	66.9	64.8	62.6	62.0	61.7	57.5						
Top Speed [km/h]	65.9	68.0	66.2	63.9	63.7	62.5	60.8						
Avg. Dist. to Rail [m]	12.2	3.7	0.8	0.1	0.3	0.4	0.5						
Avg. Stride Freq. [Hz]	2.4	2.6	2.5	2.4	2.4	2.4	2.3						
Avg. Stride Length [m]	5.6	7.3	7.4	7.3	7.2	7.1	6.8						



- [] Ranking at each section and finish
- .-.-.- No data available at this section
- NA No data available



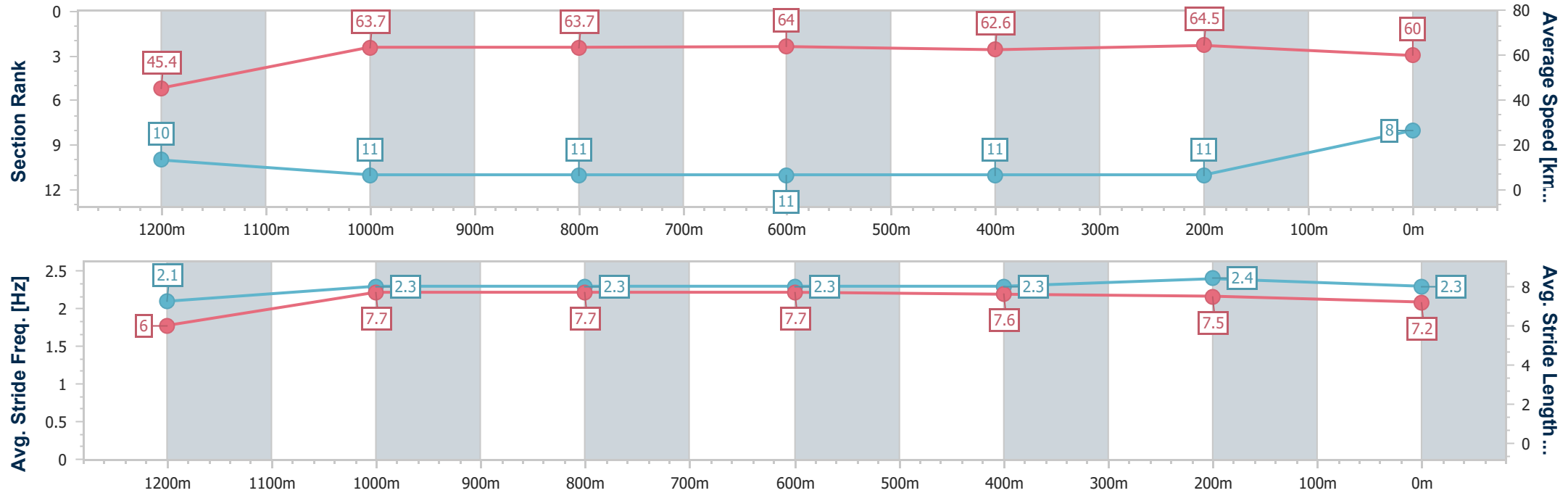
Horse/Jockey Name	Tara Jasmine
Final Rank	8
Fastest Section Time (Section)	0:11.19 (400m)
Top Speed [km/h] (Section)	66.3 (400m)
Race State	Finished



DoombenProfessional
Race 7: SKY RACING BENCHMARK 70 Handicap - 1350m
18 June 2025 - 16:04
Track Rating: Good 4, Weather: Overcast, Rail Position: +11m
Entire



Section	Overall	1200m	1000m	800m	600m	400m	200m						
Section Times	1:20.53 [8] (0:11.91)	1:08.62 [10] (0:11.31)	0:57.31 [11] (0:11.36)	0:45.95 [11] (0:11.25)	0:34.70 [11] (0:11.49)	0:23.21 [11] (0:11.19)	0:12.02 [11] (0:12.02)						
Average Speed [km/h]	45.4	63.7	63.7	64.0	62.6	64.5	60.0						
Top Speed [km/h]	61.3	65.4	64.8	65.4	64.1	66.3	63.8						
Avg. Dist. to Rail [m]	8.3	2.5	1.4	0.3	0.4	3.7	5.9						
Avg. Stride Freq. [Hz]	2.1	2.3	2.3	2.3	2.3	2.4	2.3						
Avg. Stride Length [m]	6.0	7.7	7.7	7.7	7.6	7.5	7.2						





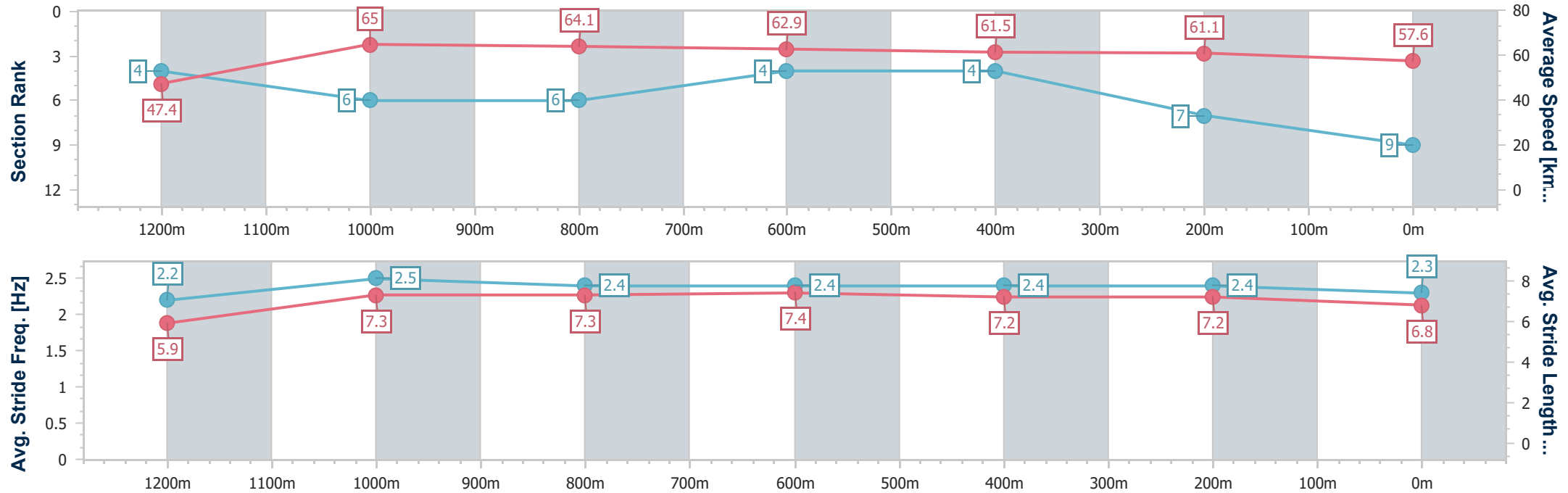
Horse/Jockey Name	Cracker Essgee
Final Rank	9
Fastest Section Time (Section)	0:11.06 (1200m)
Top Speed [km/h] (Section)	66.3 (1200m)
Race State	Finished



DoombenProfessional
Race 7: SKY RACING BENCHMARK 70 Handicap - 1350m
18 June 2025 - 16:04
Track Rating: Good 4, Weather: Overcast, Rail Position: +11m
Entire



Section	Overall	1200m	1000m	800m	600m	400m	200m						
Section Times	1:20.68 [9] (0:11.37)	1:09.31 [4] (0:11.06)	0:58.25 [6] (0:11.25)	0:47.00 [6] (0:11.30)	0:35.70 [4] (0:11.45)	0:24.25 [4] (0:11.76)	0:12.49 [7] (0:12.49)						
Average Speed [km/h]	47.4	65.0	64.1	62.9	61.5	61.1	57.6						
Top Speed [km/h]	64.8	66.3	66.2	64.0	63.9	62.3	60.8						
Avg. Dist. to Rail [m]	3.6	1.6	0.6	2.6	3.8	2.8	5.0						
Avg. Stride Freq. [Hz]	2.2	2.5	2.4	2.4	2.4	2.4	2.3						
Avg. Stride Length [m]	5.9	7.3	7.3	7.4	7.2	7.2	6.8						





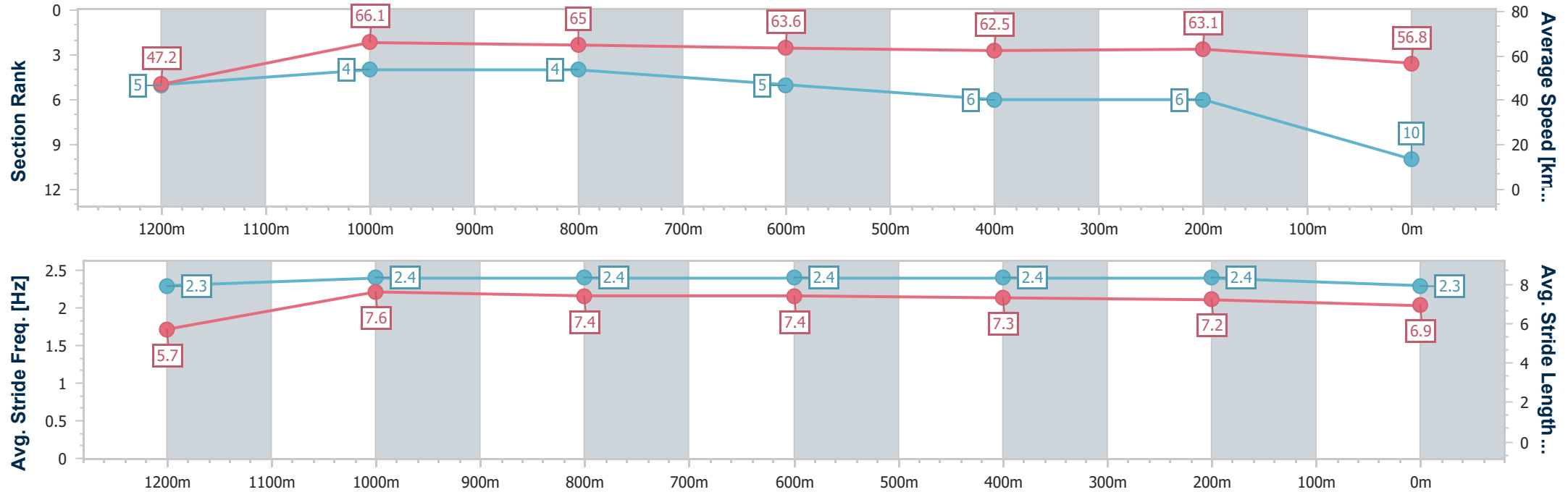
Horse/Jockey Name	Treasurer
Final Rank	10
Fastest Section Time (Section)	0:10.93 (1200m)
Top Speed [km/h] (Section)	66.7 (1200m)
Race State	Finished



DoombenProfessional
Race 7: SKY RACING BENCHMARK 70 Handicap - 1350m
18 June 2025 - 16:04
Track Rating: Good 4, Weather: Overcast, Rail Position: +11m
Entire



Section	Overall	1200m	1000m	800m	600m	400m	200m						
Section Times	1:20.78 [10] (0:11.45)	1:09.33 [5] (0:10.93)	0:58.40 [4] (0:11.16)	0:47.24 [4] (0:11.50)	0:35.74 [5] (0:11.65)	0:24.09 [6] (0:11.44)	0:12.65 [6] (0:12.65)						
Average Speed [km/h]	47.2	66.1	65.0	63.6	62.5	63.1	56.8						
Top Speed [km/h]	63.6	66.7	66.4	64.2	63.1	64.0	61.2						
Avg. Dist. to Rail [m]	10.2	4.3	2.6	3.3	2.3	1.7	4.7						
Avg. Stride Freq. [Hz]	2.3	2.4	2.4	2.4	2.4	2.4	2.3						
Avg. Stride Length [m]	5.7	7.6	7.4	7.4	7.3	7.2	6.9						





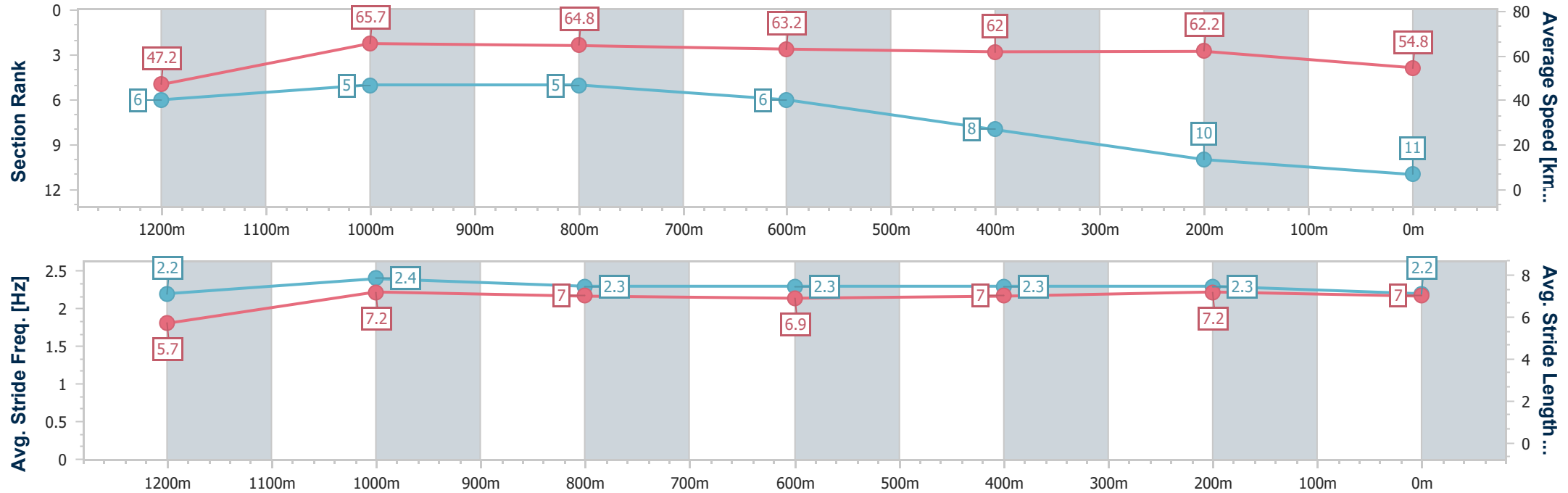
Horse/Jockey Name	Starry Eyes
Final Rank	11
Fastest Section Time (Section)	0:10.94 (1200m)
Top Speed [km/h] (Section)	66.4 (1200m)
Race State	Finished



DoombenProfessional
Race 7: SKY RACING BENCHMARK 70 Handicap - 1350m
18 June 2025 - 16:04
Track Rating: Good 4, Weather: Overcast, Rail Position: +11m Entire



Section	Overall	1200m	1000m	800m	600m	400m	200m						
Section Times	1:21.52 [11] (0:11.45)	1:10.07 [6] (0:10.94)	0:59.13 [5] (0:11.20)	0:47.93 [5] (0:11.49)	0:36.44 [6] (0:11.70)	0:24.74 [8] (0:11.62)	0:13.12 [10] (0:13.12)						
Average Speed [km/h]	47.2	65.7	64.8	63.2	62.0	62.2	54.8						
Top Speed [km/h]	64.6	66.4	66.2	63.6	62.6	63.1	60.4						
Avg. Dist. to Rail [m]	3.1	1.9	2.1	1.5	1.4	2.8	3.4						
Avg. Stride Freq. [Hz]	2.2	2.4	2.3	2.3	2.3	2.3	2.2						
Avg. Stride Length [m]	5.7	7.2	7.0	6.9	7.0	7.2	7.0						





DoombenProfessional

Race 8: LADBROKES FORM GENIUS Class 5 Handicap - 1110m

18 June 2025 - 16:35



BRISBANE
RACING CLUB

Track Rating: Good 4, Weather: Overcast, Rail Position: +11m Entire

Section		Overall				1000m	800m	600m	400m	200m	Last 600m		
Field Times		1:04.53				0:56.22	0:45.44	0:34.17	0:22.93	0:11.87	0:34.17		
		(0:08.31)				(0:10.78)	(0:11.27)	(0:11.24)	(0:11.06)	(0:11.87)			
Rank	TAB Horse/Jockey	Barrier	Top Speed [km/h]	Fastest Section							Margin	Distance Travelled [m]	
1	6 SIMBU	2	66.9	0:08.40	1:04.53 [1]	0:56.13 [3]	0:45.11 [3]	0:33.90 [3]	0:22.63 [4]	0:11.68 [5]	1:04.53	0:33.90	
	Angela Jones		400m	Overall	(0:08.40)	(0:11.02)	(0:11.21)	(0:11.27)	(0:10.95)	(0:11.68)			
2	5 CASPERNOVA	6	67.9	0:08.98	1:04.61 [2]	0:55.63 [7]	0:44.54 [7]	0:33.49 [7]	0:22.42 [7]	0:11.64 [6]	0.44L	0:33.49	+0
	Jake Bayliss		400m	Overall	(0:08.98)	(0:11.09)	(0:11.05)	(0:11.07)	(0:10.78)	(0:11.64)			
3	2 DEFIANT SPIRIT	4	69.2	0:08.31	1:04.61 [3]	0:56.30 [1]	0:45.52 [1]	0:34.25 [1]	0:22.98 [2]	0:11.95 [1]	0.46L	0:34.25	+1
	Kyle Wilson-Taylor		1000m	Overall	(0:08.31)	(0:10.78)	(0:11.27)	(0:11.27)	(0:11.03)	(0:11.95)			
4	1 HE'S HEAVEN	7	68.0	0:08.62	1:04.66 [4]	0:56.04 [4]	0:45.22 [4]	0:34.02 [4]	0:22.93 [3]	0:11.82 [4]	0.78L	0:34.02	+5
	Corey Sutherland		1000m	Overall	(0:08.62)	(0:10.82)	(0:11.20)	(0:11.09)	(0:11.11)	(0:11.82)			
5	12 EYE PEA OH	8	67.0	0:09.12	1:04.71 [5]	0:55.59 [8]	0:44.46 [8]	0:33.52 [8]	0:22.51 [8]	0:11.60 [8]	1.04L	0:33.52	-1
	Robbie Dolan		400m	Overall	(0:09.12)	(0:11.13)	(0:10.94)	(0:11.01)	(0:10.91)	(0:11.60)			
6	8 THELWELL	3	67.9	0:08.76	1:04.71 [6]	0:55.95 [5]	0:45.02 [5]	0:33.88 [5]	0:22.79 [5]	0:11.90 [3]	1.07L	0:33.88	+1
	Stacey Callow		400m	Overall	(0:08.76)	(0:10.93)	(0:11.14)	(0:11.09)	(0:10.89)	(0:11.90)			
7	10 FEMME FATALE	5	69.7	0:08.33	1:04.81 [7]	0:56.48 [2]	0:45.69 [2]	0:34.44 [2]	0:23.21 [1]	0:12.08 [2]	1.66L	0:34.44	+2
	Cejay Graham		1000m	Overall	(0:08.33)	(0:10.79)	(0:11.25)	(0:11.23)	(0:11.13)	(0:12.08)			
8	9 CHARMING NIC	1	67.1	0:08.85	1:04.86 [8]	0:56.01 [6]	0:45.06 [6]	0:34.00 [6]	0:22.84 [6]	0:11.85 [7]	1.95L	0:34.00	-5
	Damien Thornton		1000m	Overall	(0:08.85)	(0:10.95)	(0:11.06)	(0:11.16)	(0:10.99)	(0:11.85)			

Scratched: Hoot 'N' Holler (#11), Sicilian (#7), End Assembly (#4), Emperor (#3)



Horse/Jockey Name	Simbu
Final Rank	1
Fastest Section Time (Section)	0:08.40 (Overall)
Top Speed [km/h] (Section)	66.9 (400m)
Race State	Finished



DoombenProfessional



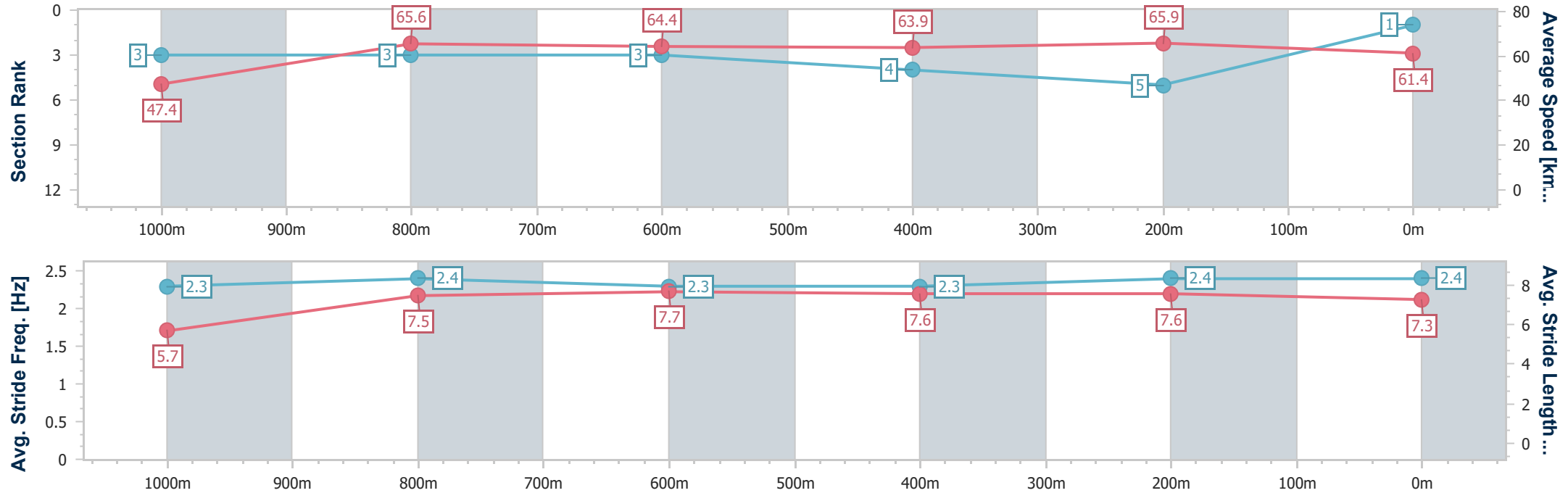
Race 8: LADBROKES FORM GENIUS Class 5 Handicap - 1110m

18 June 2025 - 16:35

Track Rating: Good 4, Weather: Overcast, Rail Position: +11m
Entire

BRISBANE
RACING CLUB

Section	Overall	1000m	800m	600m	400m	200m							
Section Times	1:04.53 [1] (0:08.40)	0:56.13 [3] (0:11.02)	0:45.11 [3] (0:11.21)	0:33.90 [3] (0:11.27)	0:22.63 [4] (0:10.95)	0:11.68 [5] (0:11.68)							
Average Speed [km/h]	47.4	65.6	64.4	63.9	65.9	61.4							
Top Speed [km/h]	65.9	66.4	66.4	65.5	66.9	64.0							
Avg. Dist. to Rail [m]	1.9	1.4	1.1	0.8	0.9	0.5							
Avg. Stride Freq. [Hz]	2.3	2.4	2.3	2.3	2.4	2.4							
Avg. Stride Length [m]	5.7	7.5	7.7	7.6	7.6	7.3							





Horse/Jockey Name	Caspernova
Final Rank	2
Fastest Section Time (Section)	0:08.98 (Overall)
Top Speed [km/h] (Section)	67.9 (400m)
Race State	Finished



DoombenProfessional



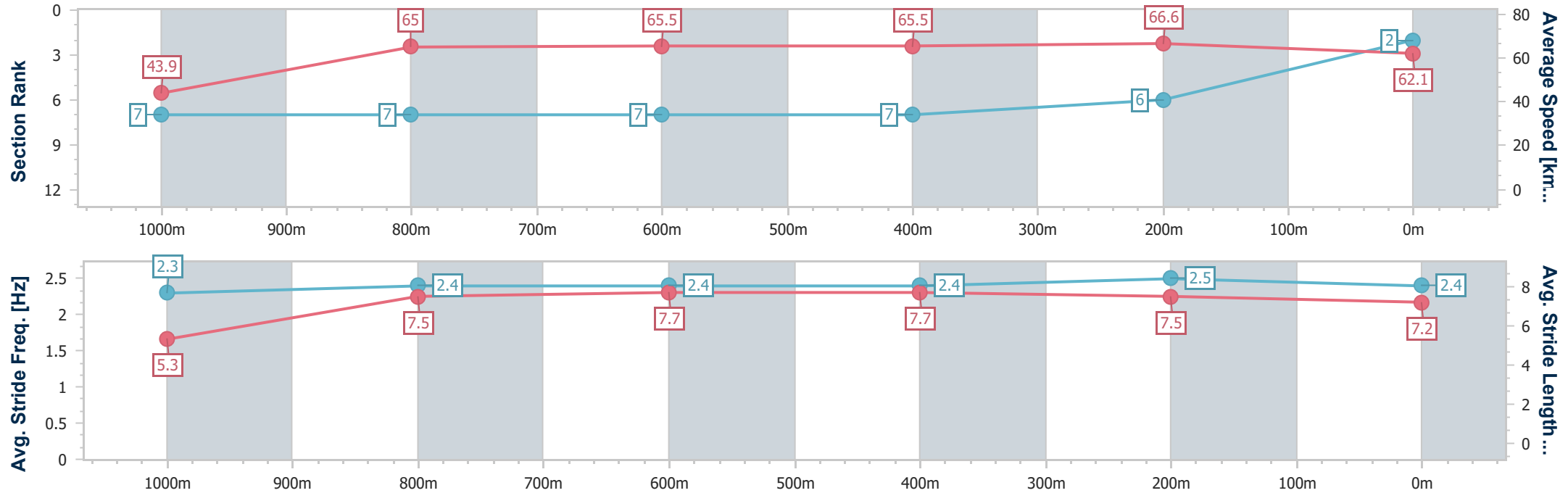
Race 8: LADBROKES FORM GENIUS Class 5 Handicap - 1110m

18 June 2025 - 16:35

Track Rating: Good 4, Weather: Overcast, Rail Position: +11m
Entire

BRISBANE
RACING CLUB

Section	Overall	1000m	800m	600m	400m	200m							
Section Times	1:04.61 [2] (0:08.98)	0:55.63 [7] (0:11.09)	0:44.54 [7] (0:11.05)	0:33.49 [7] (0:11.07)	0:22.42 [7] (0:10.78)	0:11.64 [6] (0:11.64)							
Average Speed [km/h]	43.9	65.0	65.5	65.5	66.6	62.1							
Top Speed [km/h]	63.0	66.5	66.2	65.8	67.9	65.5							
Avg. Dist. to Rail [m]	4.2	1.2	1.0	1.0	2.0	3.5							
Avg. Stride Freq. [Hz]	2.3	2.4	2.4	2.4	2.5	2.4							
Avg. Stride Length [m]	5.3	7.5	7.7	7.7	7.5	7.2							





Horse/Jockey Name	Defiant Spirit
Final Rank	3
Fastest Section Time (Section)	0:08.31 (Overall)
Top Speed [km/h] (Section)	69.2 (1000m)
Race State	Finished



DoombenProfessional



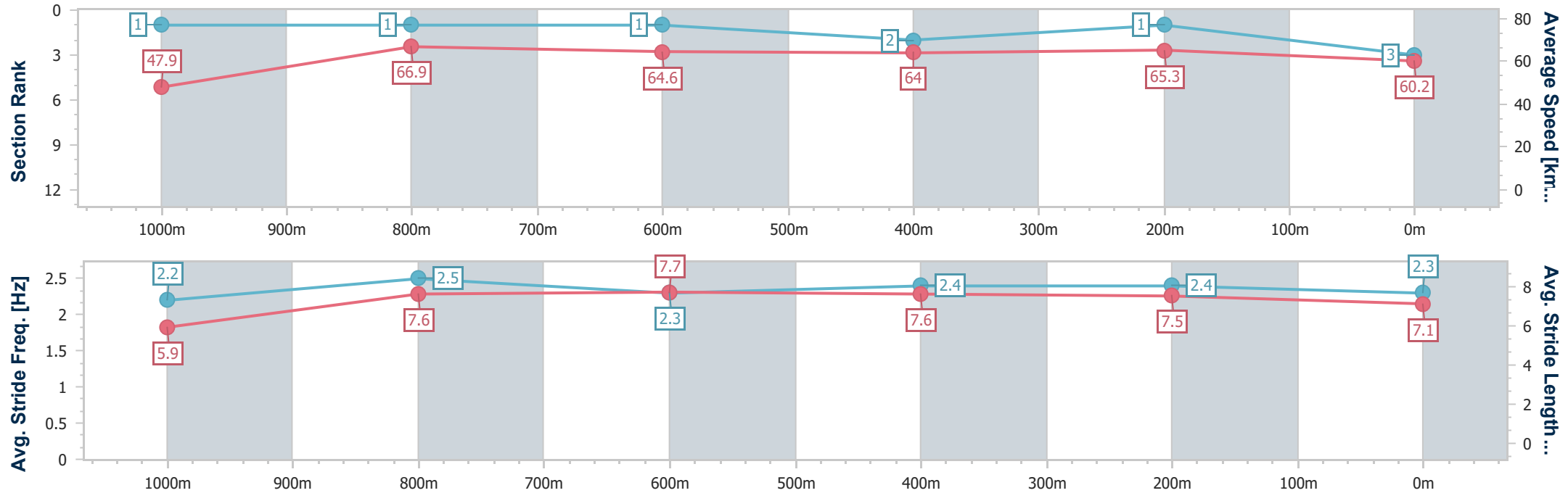
Race 8: LADBROKES FORM GENIUS Class 5 Handicap - 1110m

18 June 2025 - 16:35

Track Rating: Good 4, Weather: Overcast, Rail Position: +11m
Entire

BRISBANE
RACING CLUB

Section	Overall	1000m	800m	600m	400m	200m							
Section Times	1:04.61 [3] (0:08.31)	0:56.30 [1] (0:10.78)	0:45.52 [1] (0:11.27)	0:34.25 [1] (0:11.27)	0:22.98 [2] (0:11.03)	0:11.95 [1] (0:11.95)							
Average Speed [km/h]	47.9	66.9	64.6	64.0	65.3	60.2							
Top Speed [km/h]	66.7	69.2	66.1	65.8	67.0	64.6							
Avg. Dist. to Rail [m]	3.1	1.3	1.9	0.9	0.4	1.0							
Avg. Stride Freq. [Hz]	2.2	2.5	2.3	2.4	2.4	2.3							
Avg. Stride Length [m]	5.9	7.6	7.7	7.6	7.5	7.1							





Horse/Jockey Name	He's Heaven
Final Rank	4
Fastest Section Time (Section)	0:08.62 (Overall)
Top Speed [km/h] (Section)	68.0 (1000m)
Race State	Finished



DoombenProfessional



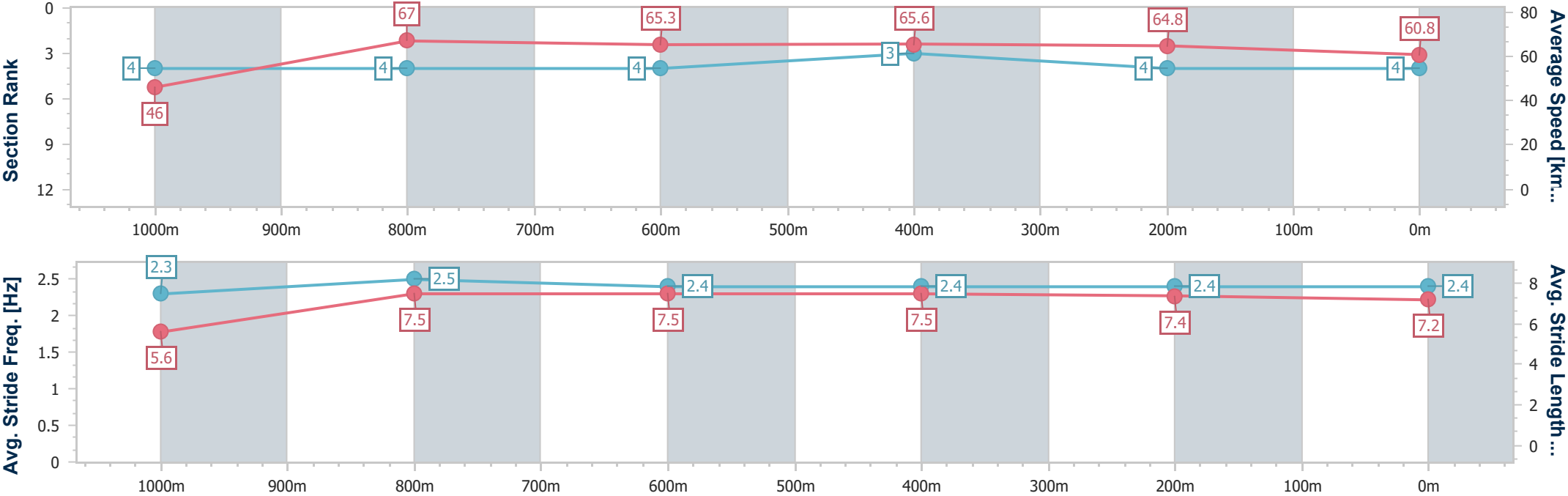
Race 8: LADBROKES FORM GENIUS Class 5 Handicap - 1110m

18 June 2025 - 16:35

Track Rating: Good 4, Weather: Overcast, Rail Position: +11m
Entire

BRISBANE
RACING CLUB

Section	Overall	1000m	800m	600m	400m	200m							
Section Times	1:04.66 [4] (0:08.62)	0:56.04 [4] (0:10.82)	0:45.22 [4] (0:11.20)	0:34.02 [4] (0:11.09)	0:22.93 [3] (0:11.11)	0:11.82 [4] (0:11.82)							
Average Speed [km/h]	46.0	67.0	65.3	65.6	64.8	60.8							
Top Speed [km/h]	65.8	68.0	66.3	67.0	66.1	64.6							
Avg. Dist. to Rail [m]	5.7	1.8	3.5	2.0	0.9	0.4							
Avg. Stride Freq. [Hz]	2.3	2.5	2.4	2.4	2.4	2.4							
Avg. Stride Length [m]	5.6	7.5	7.5	7.5	7.4	7.2							





Horse/Jockey Name	Eye Pea Oh
Final Rank	5
Fastest Section Time (Section)	0:09.12 (Overall)
Top Speed [km/h] (Section)	67.0 (400m)
Race State	Finished



DoombenProfessional



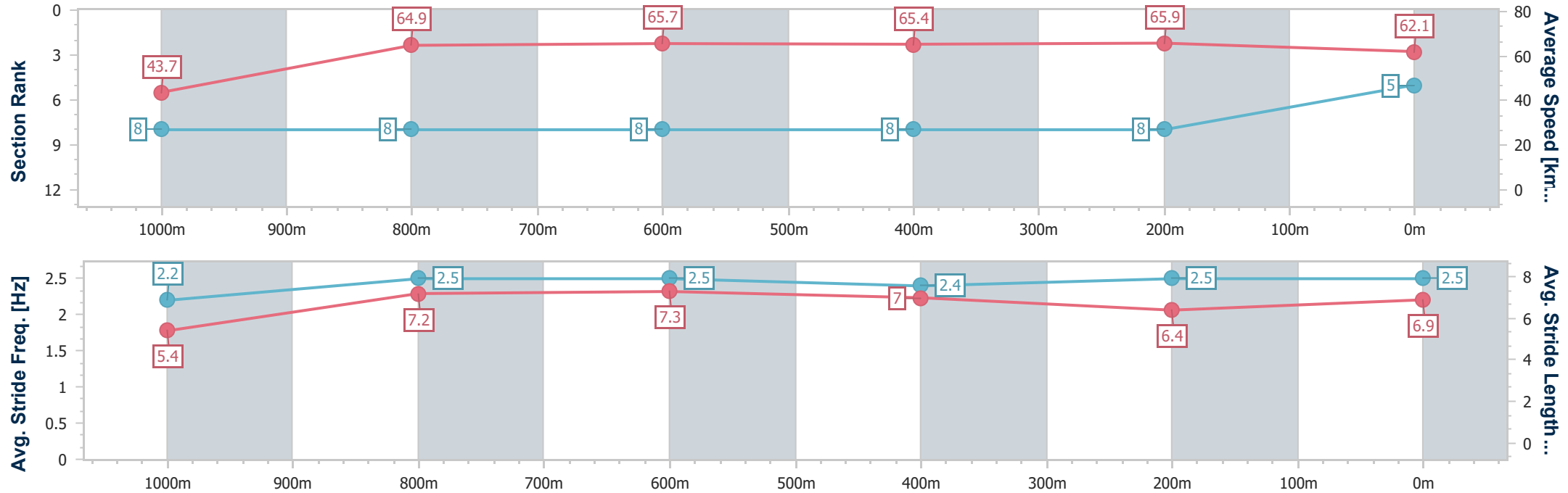
Race 8: LADBROKES FORM GENIUS Class 5 Handicap - 1110m

18 June 2025 - 16:35

Track Rating: Good 4, Weather: Overcast, Rail Position: +11m
Entire

BRISBANE
RACING CLUB

Section	Overall	1000m	800m	600m	400m	200m							
Section Times	1:04.71 [5] (0:09.12)	0:55.59 [8] (0:11.13)	0:44.46 [8] (0:10.94)	0:33.52 [8] (0:11.01)	0:22.51 [8] (0:10.91)	0:11.60 [8] (0:11.60)							
Average Speed [km/h]	43.7	64.9	65.7	65.4	65.9	62.1							
Top Speed [km/h]	61.7	66.3	66.9	65.8	67.0	64.6							
Avg. Dist. to Rail [m]	6.8	1.7	0.2	0.6	2.7	6.5							
Avg. Stride Freq. [Hz]	2.2	2.5	2.5	2.4	2.5	2.5							
Avg. Stride Length [m]	5.4	7.2	7.3	7.0	6.4	6.9							





Horse/Jockey Name	Thelwell
Final Rank	6
Fastest Section Time (Section)	0:08.76 (Overall)
Top Speed [km/h] (Section)	67.9 (400m)
Race State	Finished



DoombenProfessional



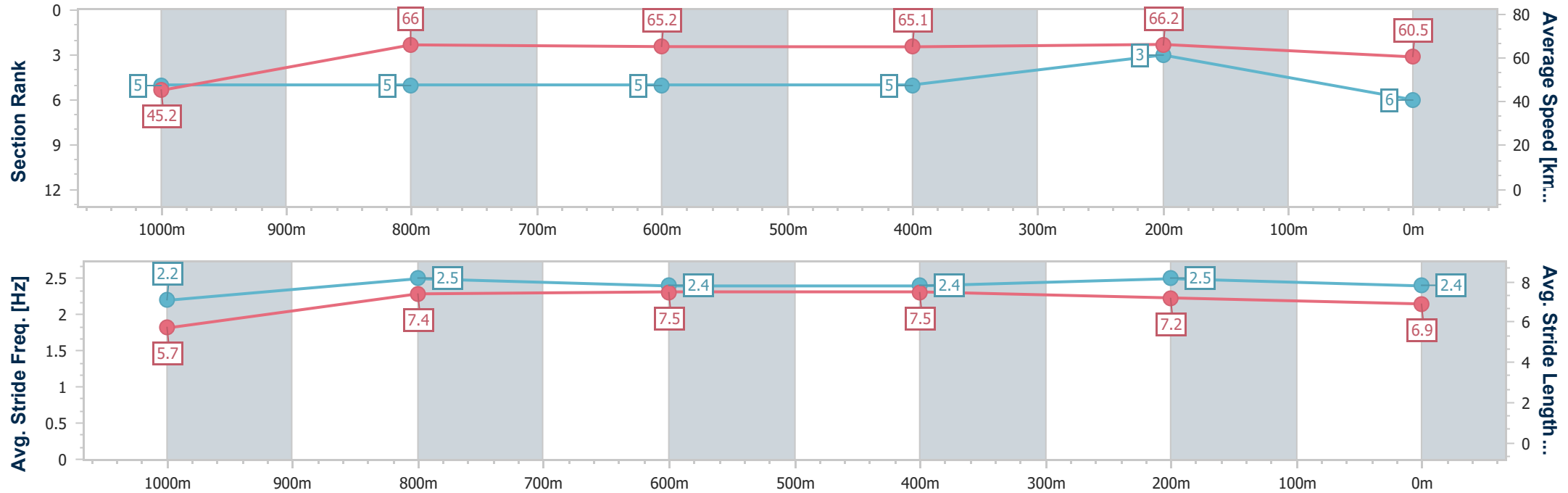
Race 8: LADBROKES FORM GENIUS Class 5 Handicap - 1110m

18 June 2025 - 16:35

Track Rating: Good 4, Weather: Overcast, Rail Position: +11m
Entire

BRISBANE
RACING CLUB

Section	Overall	1000m	800m	600m	400m	200m							
Section Times	1:04.71 [6] (0:08.76)	0:55.95 [5] (0:10.93)	0:45.02 [5] (0:11.14)	0:33.88 [5] (0:11.09)	0:22.79 [5] (0:10.89)	0:11.90 [3] (0:11.90)							
Average Speed [km/h]	45.2	66.0	65.2	65.1	66.2	60.5							
Top Speed [km/h]	64.2	67.2	66.8	66.6	67.9	66.0							
Avg. Dist. to Rail [m]	2.8	1.6	1.7	0.6	1.7	2.4							
Avg. Stride Freq. [Hz]	2.2	2.5	2.4	2.4	2.5	2.4							
Avg. Stride Length [m]	5.7	7.4	7.5	7.5	7.2	6.9							





Horse/Jockey Name	Femme Fatale
Final Rank	7
Fastest Section Time (Section)	0:08.33 (Overall)
Top Speed [km/h] (Section)	69.7 (1000m)
Race State	Finished



DoombenProfessional



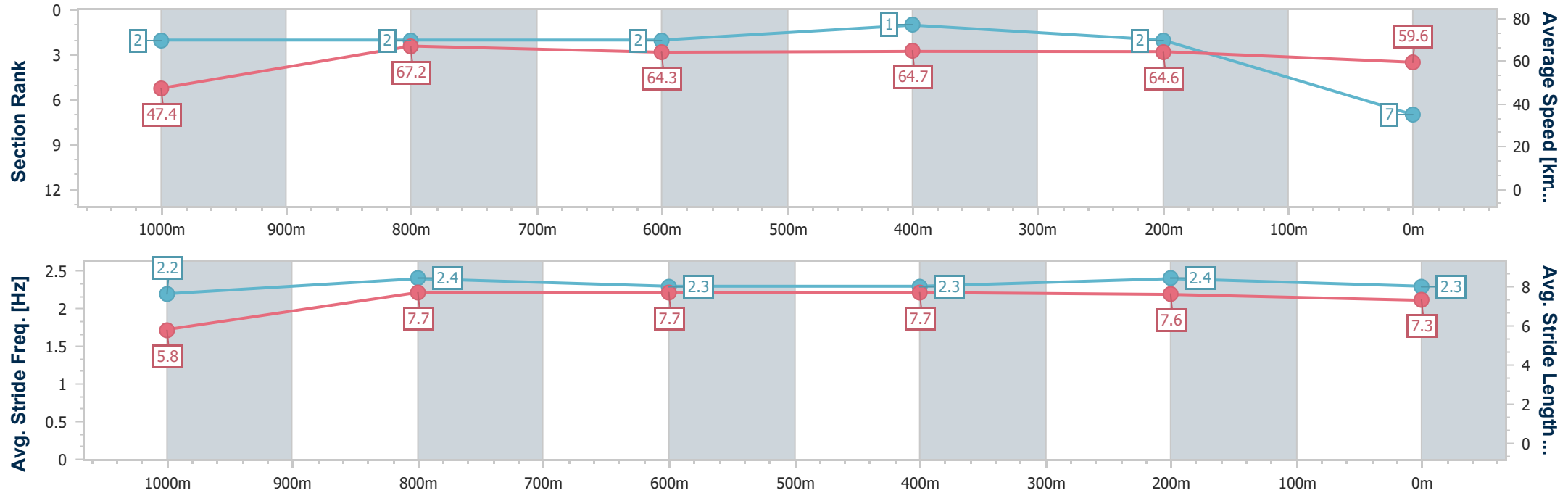
Race 8: LADBROKES FORM GENIUS Class 5 Handicap - 1110m

18 June 2025 - 16:35

Track Rating: Good 4, Weather: Overcast, Rail Position: +11m
Entire

BRISBANE
RACING CLUB

Section	Overall	1000m	800m	600m	400m	200m								
Section Times	1:04.81 [7] (0:08.33)	0:56.48 [2] (0:10.79)	0:45.69 [2] (0:11.25)	0:34.44 [2] (0:11.23)	0:23.21 [1] (0:11.13)	0:12.08 [2] (0:12.08)								
Average Speed [km/h]	47.4	67.2	64.3	64.7	64.6	59.6								
Top Speed [km/h]	65.9	69.7	65.3	65.5	65.7	63.2								
Avg. Dist. to Rail [m]	4.1	1.5	1.7	1.5	1.0	0.5								
Avg. Stride Freq. [Hz]	2.2	2.4	2.3	2.3	2.4	2.3								
Avg. Stride Length [m]	5.8	7.7	7.7	7.7	7.6	7.3								





Horse/Jockey Name	Charming Nic
Final Rank	8
Fastest Section Time (Section)	0:08.85 (Overall)
Top Speed [km/h] (Section)	67.1 (1000m)
Race State	Finished



DoombenProfessional



Race 8: LADBROKES FORM GENIUS Class 5 Handicap - 1110m

18 June 2025 - 16:35

Track Rating: Good 4, Weather: Overcast, Rail Position: +11m
Entire

BRISBANE
RACING CLUB

Section	Overall	1000m	800m	600m	400m	200m							
Section Times	1:04.86 [8] (0:08.85)	0:56.01 [6] (0:10.95)	0:45.06 [6] (0:11.06)	0:34.00 [6] (0:11.16)	0:22.84 [6] (0:10.99)	0:11.85 [7] (0:11.85)							
Average Speed [km/h]	44.8	65.9	65.1	63.7	64.7	61.0							
Top Speed [km/h]	64.3	67.1	66.7	66.4	66.5	64.5							
Avg. Dist. to Rail [m]	0.8	0.9	0.6	2.4	2.9	1.5							
Avg. Stride Freq. [Hz]	2.2	2.4	2.4	2.3	2.4	2.3							
Avg. Stride Length [m]	5.6	7.5	7.6	7.6	7.6	7.4							

