



DoombenProfessional
Race 1: MEKKA RACEDAY 16 AUGUST QTIS Two-Year-Old Maiden Plate
- 1110m
25 June 2025 - 11:45



Track Rating: Soft 5, Weather: Overcast, Rail Position: +6m Entire

Section		Overall				1000m	800m	600m	400m	200m	Last 600m		
Field Times		1:05.99				0:57.56	0:46.88	0:35.50	0:23.85	0:12.23	0:35.50		
		(0:08.43)				(0:10.68)	(0:11.38)	(0:11.65)	(0:11.62)	(0:12.23)			
Rank	TAB Horse/Jockey	Barrier	Top Speed [km/h]	Fastest Section							Margin	Distance Travelled [m]	
1	11 BLITZWATER	1	67.0	0:08.47	1:05.99 [1]	0:57.52 [2]	0:46.66 [3]	0:35.32 [3]	0:23.56 [4]	0:11.99 [3]	1:05.99	0:35.32	
	Jake Bayliss		1000m	Overall	(0:08.47)	(0:10.86)	(0:11.34)	(0:11.76)	(0:11.57)	(0:11.99)			
2	3 GOZO	4	68.7	0:08.43	1:06.06 [2]	0:57.63 [1]	0:46.91 [2]	0:35.57 [1]	0:23.92 [1]	0:12.30 [1]	0.4L	0:35.57	+1
	Emily Lang		1000m	Overall	(0:08.43)	(0:10.72)	(0:11.34)	(0:11.65)	(0:11.62)	(0:12.30)			
3	4 HIT THE SWITCH	11	66.7	0:09.21	1:06.31 [3]	0:57.10 [12]	0:46.09 [12]	0:34.87 [12]	0:23.41 [10]	0:11.95 [7]	1.87L	0:34.87	+2
	Jag Guthmann-Chester		1000m	Overall	(0:09.21)	(0:11.01)	(0:11.22)	(0:11.46)	(0:11.46)	(0:11.95)			
4	12 COOL MOON	2	67.8	0:08.83	1:06.36 [4]	0:57.53 [8]	0:46.71 [8]	0:35.39 [7]	0:23.69 [7]	0:12.09 [4]	2.16L	0:35.39	-2
	Angela Jones		1000m	Overall	(0:08.83)	(0:10.82)	(0:11.32)	(0:11.70)	(0:11.60)	(0:12.09)			
5	16 SHARPOY	5	67.8	0:08.69	1:06.36 [5]	0:57.67 [4]	0:46.88 [6]	0:35.57 [6]	0:23.84 [5]	0:12.08 [5]	2.2L	0:35.57	+5
	Cobi Vitler		1000m	Overall	(0:08.69)	(0:10.79)	(0:11.31)	(0:11.73)	(0:11.76)	(0:12.08)			
6	17 CASTIGLIONE	9	70.8	0:08.61	1:06.37 [6]	0:57.76 [3]	0:47.26 [1]	0:35.85 [2]	0:24.12 [2]	0:12.51 [2]	2.21L	0:35.85	+11
	Damien Thornton		1000m	Overall	(0:08.61)	(0:10.50)	(0:11.41)	(0:11.73)	(0:11.61)	(0:12.51)			
7	14 PIERTAGA	8	67.6	0:08.74	1:06.78 [7]	0:58.04 [6]	0:47.02 [9]	0:35.71 [9]	0:24.04 [8]	0:12.18 [9]	4.63L	0:35.71	+5
	Tiffani Brooker		1000m	Overall	(0:08.74)	(0:11.02)	(0:11.31)	(0:11.67)	(0:11.86)	(0:12.18)			
8	8 RAPID READY	6	69.8	0:08.85	1:07.19 [8]	0:58.34 [9]	0:47.60 [7]	0:36.15 [8]	0:24.42 [9]	0:12.48 [10]	7.08L	0:36.15	+7
	Cody Collis		1000m	Overall	(0:08.85)	(0:10.74)	(0:11.45)	(0:11.73)	(0:11.94)	(0:12.48)			
9	6 OMPHALOS	10	69.0	0:08.71	1:07.31 [9]	0:58.60 [5]	0:47.83 [5]	0:36.62 [4]	0:24.94 [3]	0:12.98 [6]	7.78L	0:36.62	+4
	Justin Huxtable		1000m	Overall	(0:08.71)	(0:10.77)	(0:11.21)	(0:11.68)	(0:11.96)	(0:12.98)			
10	13 FIVE OF US	12	69.5	0:08.75	1:07.41 [10]	0:58.66 [7]	0:48.02 [4]	0:36.68 [5]	0:24.87 [6]	0:12.91 [8]	8.38L	0:36.68	+11
	Georgina Cartwright		1000m	Overall	(0:08.75)	(0:10.64)	(0:11.34)	(0:11.81)	(0:11.96)	(0:12.91)			

Scratched: Better Go Torque (#2), Cornerback (#15), Atlantic Coast (#1), Aliquam (#9), Be An Angel (#10), Permission Granted (#7)



DoombenProfessional
Race 1: MEKKA RACEDAY 16 AUGUST QTIS Two-Year-Old Maiden Plate
- 1110m
25 June 2025 - 11:45



Track Rating: Soft 5, Weather: Overcast, Rail Position: +6m Entire

Section					Overall	1000m	800m	600m	400m	200m	Last 600m			
Field Times					1:05.99 (0:08.43)	0:57.56 (0:10.68)	0:46.88 (0:11.38)	0:35.50 (0:11.65)	0:23.85 (0:11.62)	0:12.23 (0:12.23)	0:35.50			
Rank	TAB	Horse/Jockey	Barrier	Top Speed [km/h]	Fastest Section							Margin		Distance Travelled [m]
11	5	NORDIC INVADER	7	65.7	0:08.95	1:07.78 [11]	0:58.83 [10]	0:47.62 [11]	0:36.42 [11]	0:24.61 [12]	0:12.77 [11]	10.51L	0:36.42	+6
		Sean Cormack		800m	Overall	(0:08.95)	(0:11.21)	(0:11.20)	(0:11.81)	(0:11.84)	(0:12.77)			
12	18	INSAIN LADY	3	67.5	0:08.97	1:07.82 [12]	0:58.85 [11]	0:47.96 [10]	0:36.57 [10]	0:24.74 [11]	0:12.76 [12]	10.79L	0:36.57	+0
		Corey Sutherland		1000m	Overall	(0:08.97)	(0:10.89)	(0:11.39)	(0:11.83)	(0:11.98)	(0:12.76)			

Scratched: Better Go Torque (#2), Cornerback (#15), Atlantic Coast (#1), Aliquam (#9), Be An Angel (#10), Permission Granted (#7)



Horse/Jockey Name	Blitzwater
Final Rank	1
Fastest Section Time (Section)	0:08.47 (Overall)
Top Speed [km/h] (Section)	67.0 (1000m)
Race State	Finished



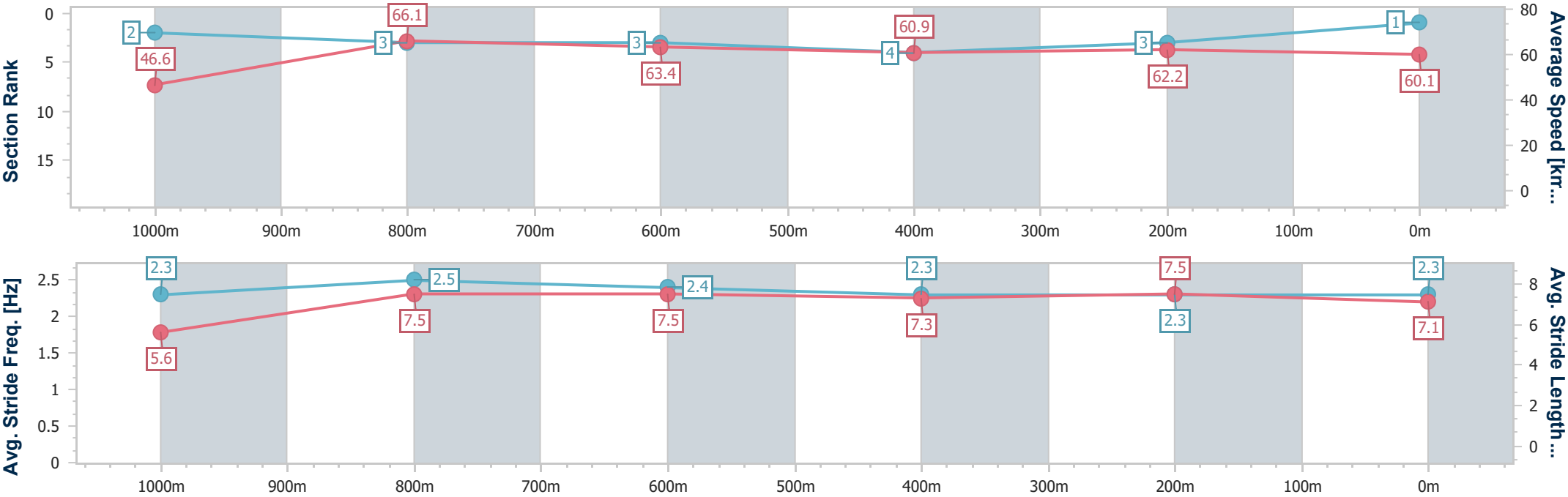
DoombenProfessional
Race 1: MEKKA RACEDAY 16 AUGUST QTIS Two-Year-Old
Maiden Plate - 1110m
25 June 2025 - 11:45



BRISBANE
RACING CLUB

Track Rating: Soft 5, Weather: Overcast, Rail Position: +6m Entire

Section	Overall	1000m	800m	600m	400m	200m								
Section Times	1:05.99 [1] (0:08.47)	0:57.52 [2] (0:10.86)	0:46.66 [3] (0:11.34)	0:35.32 [3] (0:11.76)	0:23.56 [4] (0:11.57)	0:11.99 [3] (0:11.99)								
Average Speed [km/h]	46.6	66.1	63.4	60.9	62.2	60.1								
Top Speed [km/h]	64.8	67.0	66.1	63.2	63.2	62.7								
Avg. Dist. to Rail [m]	1.1	0.5	0.3	0.6	0.8	1.7								
Avg. Stride Freq. [Hz]	2.3	2.5	2.4	2.3	2.3	2.3								
Avg. Stride Length [m]	5.6	7.5	7.5	7.3	7.5	7.1								





Horse/Jockey Name	Gozo
Final Rank	2
Fastest Section Time (Section)	0:08.43 (Overall)
Top Speed [km/h] (Section)	68.7 (1000m)
Race State	Finished



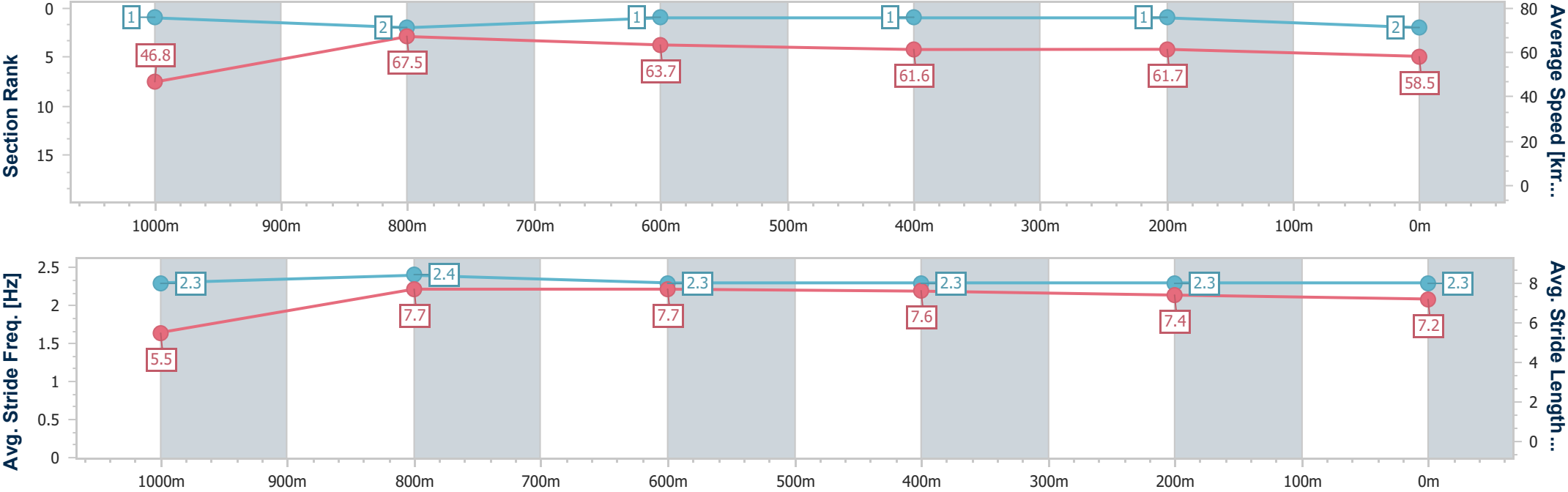
DoombenProfessional
Race 1: MEKKA RACEDAY 16 AUGUST QTIS Two-Year-Old
Maiden Plate - 1110m
25 June 2025 - 11:45



BRISBANE
RACING CLUB

Track Rating: Soft 5, Weather: Overcast, Rail Position: +6m Entire

Section	Overall	1000m	800m	600m	400m	200m							
Section Times	1:06.06 [2] (0:08.43)	0:57.63 [1] (0:10.72)	0:46.91 [2] (0:11.34)	0:35.57 [1] (0:11.65)	0:23.92 [1] (0:11.62)	0:12.30 [1] (0:12.30)							
Average Speed [km/h]	46.8	67.5	63.7	61.6	61.7	58.5							
Top Speed [km/h]	65.8	68.7	66.6	62.8	63.2	61.0							
Avg. Dist. to Rail [m]	3.1	1.8	0.3	0.6	1.4	0.6							
Avg. Stride Freq. [Hz]	2.3	2.4	2.3	2.3	2.3	2.3							
Avg. Stride Length [m]	5.5	7.7	7.7	7.6	7.4	7.2							





Horse/Jockey Name	Hit The Switch
Final Rank	3
Fastest Section Time (Section)	0:09.21 (Overall)
Top Speed [km/h] (Section)	66.7 (1000m)
Race State	Finished



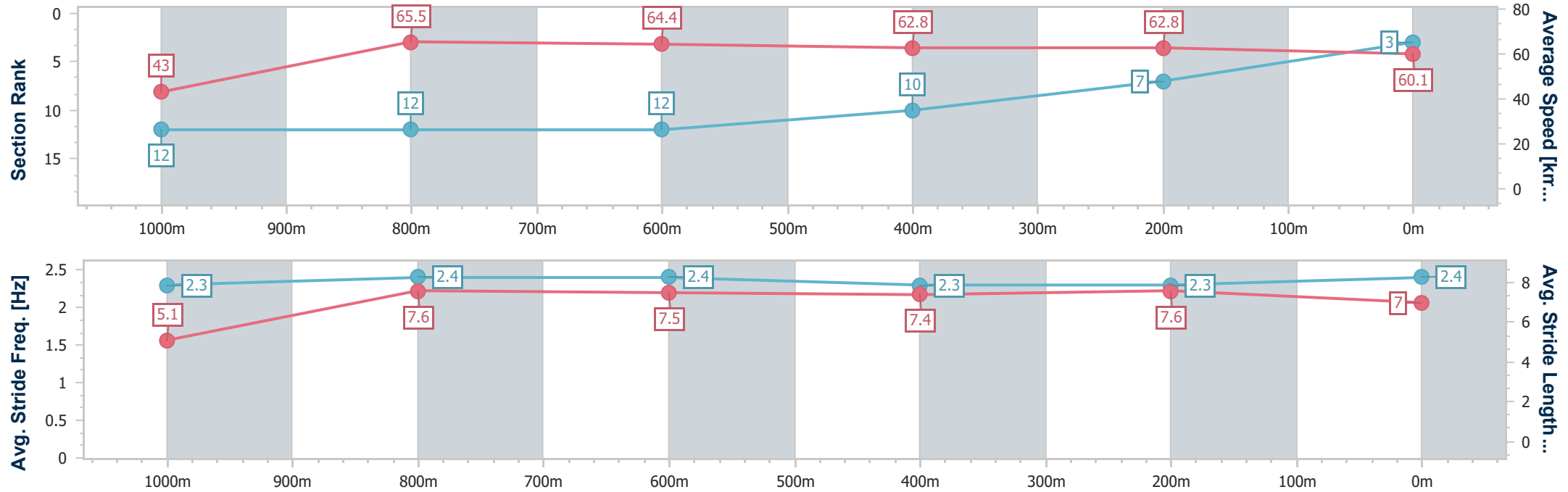
DoombenProfessional
Race 1: MEKKA RACEDAY 16 AUGUST QTIS Two-Year-Old
Maiden Plate - 1110m
25 June 2025 - 11:45



BRISBANE
RACING CLUB

Track Rating: Soft 5, Weather: Overcast, Rail Position: +6m Entire

Section	Overall	1000m	800m	600m	400m	200m							
Section Times	1:06.31 [3] (0:09.21)	0:57.10 [12] (0:11.01)	0:46.09 [12] (0:11.22)	0:34.87 [12] (0:11.46)	0:23.41 [10] (0:11.46)	0:11.95 [7] (0:11.95)							
Average Speed [km/h]	43.0	65.5	64.4	62.8	62.8	60.1							
Top Speed [km/h]	64.6	66.7	65.4	64.2	64.4	62.2							
Avg. Dist. to Rail [m]	8.2	1.0	0.3	0.2	0.3	1.1							
Avg. Stride Freq. [Hz]	2.3	2.4	2.4	2.3	2.3	2.4							
Avg. Stride Length [m]	5.1	7.6	7.5	7.4	7.6	7.0							





Horse/Jockey Name	Cool Moon
Final Rank	4
Fastest Section Time (Section)	0:08.83 (Overall)
Top Speed [km/h] (Section)	67.8 (1000m)
Race State	Finished



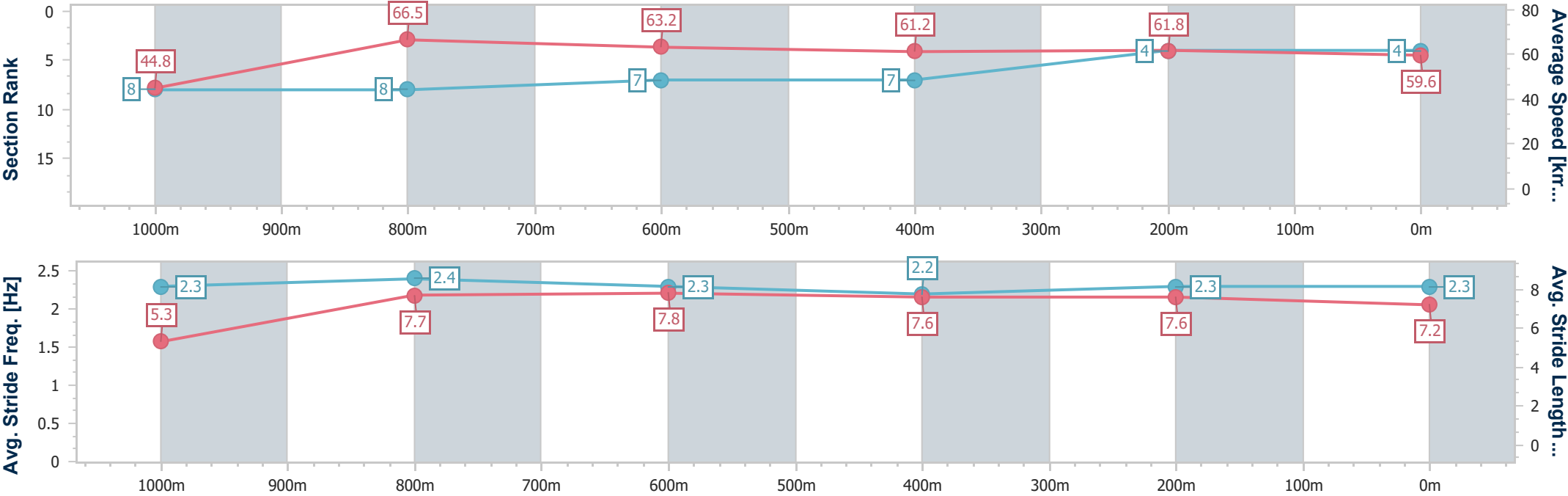
DoombenProfessional
Race 1: MEKKA RACEDAY 16 AUGUST QTIS Two-Year-Old
Maiden Plate - 1110m
25 June 2025 - 11:45



BRISBANE
RACING CLUB

Track Rating: Soft 5, Weather: Overcast, Rail Position: +6m Entire

Section	Overall	1000m	800m	600m	400m	200m								
Section Times	1:06.36 [4] (0:08.83)	0:57.53 [8] (0:10.82)	0:46.71 [8] (0:11.32)	0:35.39 [7] (0:11.70)	0:23.69 [7] (0:11.60)	0:12.09 [4] (0:12.09)								
Average Speed [km/h]	44.8	66.5	63.2	61.2	61.8	59.6								
Top Speed [km/h]	67.5	67.8	65.7	62.6	62.9	62.7								
Avg. Dist. to Rail [m]	1.7	0.4	0.9	1.2	1.3	0.9								
Avg. Stride Freq. [Hz]	2.3	2.4	2.3	2.2	2.3	2.3								
Avg. Stride Length [m]	5.3	7.7	7.8	7.6	7.6	7.2								





Horse/Jockey Name	Sharpoy
Final Rank	5
Fastest Section Time (Section)	0:08.69 (Overall)
Top Speed [km/h] (Section)	67.8 (1000m)
Race State	Finished



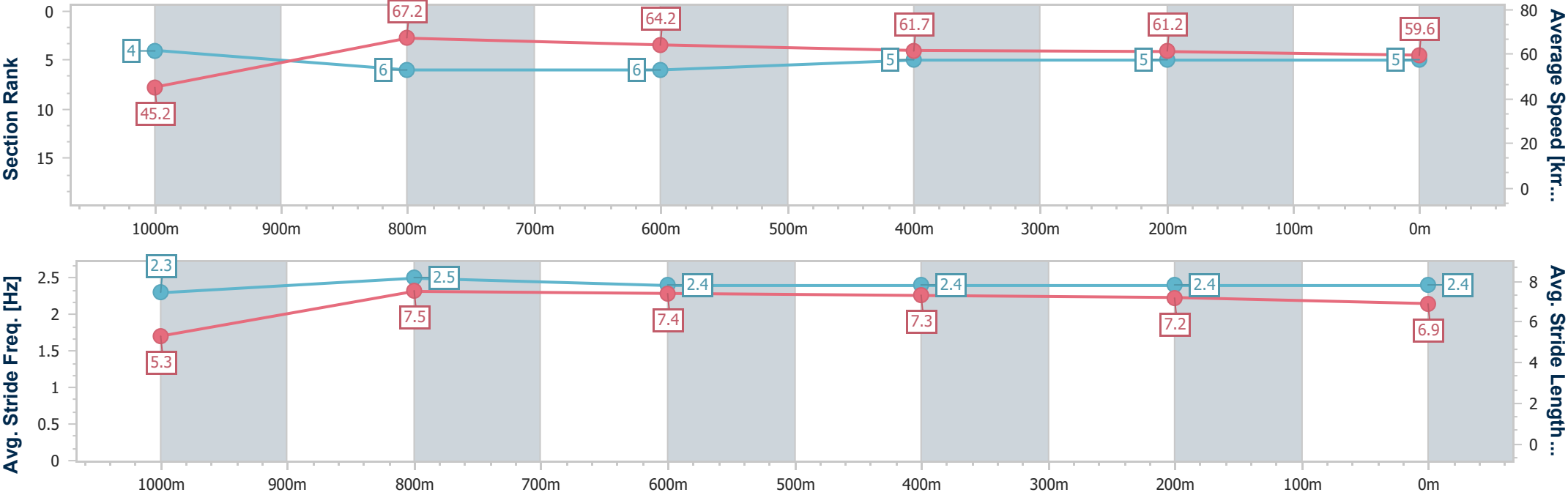
DoombenProfessional
Race 1: MEKKA RACEDAY 16 AUGUST QTIS Two-Year-Old
Maiden Plate - 1110m
25 June 2025 - 11:45



BRISBANE
RACING CLUB

Track Rating: Soft 5, Weather: Overcast, Rail Position: +6m Entire

Section	Overall	1000m	800m	600m	400m	200m							
Section Times	1:06.36 [5] (0:08.69)	0:57.67 [4] (0:10.79)	0:46.88 [6] (0:11.31)	0:35.57 [6] (0:11.73)	0:23.84 [5] (0:11.76)	0:12.08 [5] (0:12.08)							
Average Speed [km/h]	45.2	67.2	64.2	61.7	61.2	59.6							
Top Speed [km/h]	65.2	67.8	66.3	63.6	62.3	61.9							
Avg. Dist. to Rail [m]	4.3	2.2	1.4	0.6	0.2	1.7							
Avg. Stride Freq. [Hz]	2.3	2.5	2.4	2.4	2.4	2.4							
Avg. Stride Length [m]	5.3	7.5	7.4	7.3	7.2	6.9							





Horse/Jockey Name	Castiglione
Final Rank	6
Fastest Section Time (Section)	0:08.61 (Overall)
Top Speed [km/h] (Section)	70.8 (1000m)
Race State	Finished



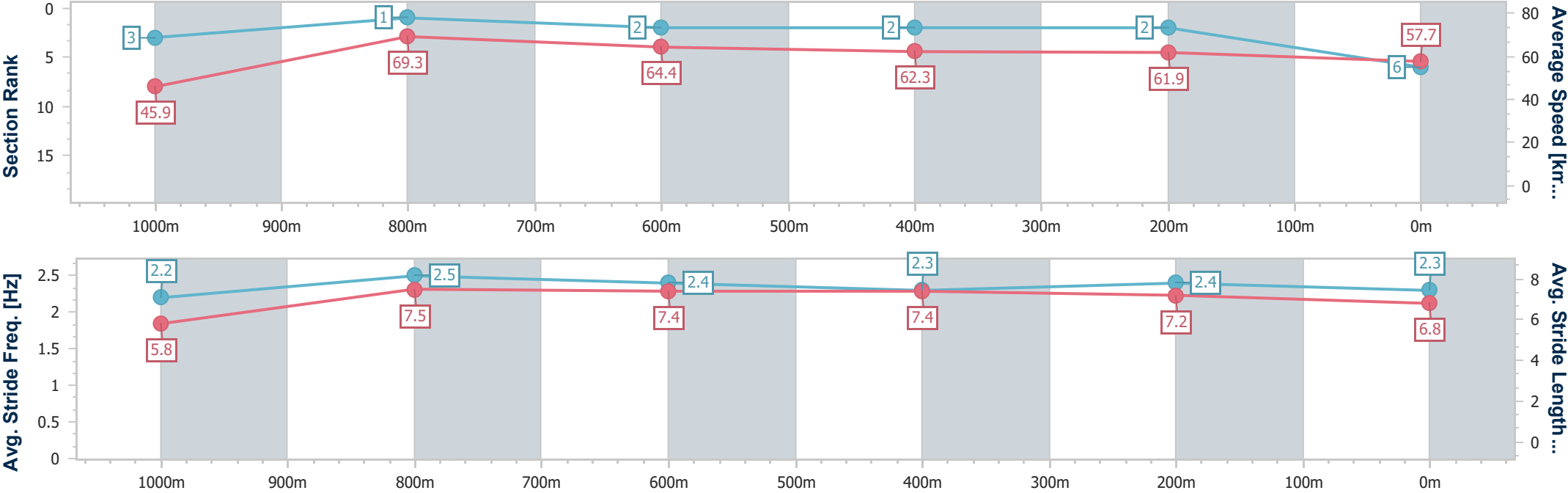
DoombenProfessional
Race 1: MEKKA RACEDAY 16 AUGUST QTIS Two-Year-Old
Maiden Plate - 1110m
25 June 2025 - 11:45



BRISBANE
RACING CLUB

Track Rating: Soft 5, Weather: Overcast, Rail Position: +6m Entire

Section	Overall	1000m	800m	600m	400m	200m							
Section Times	1:06.37 [6] (0:08.61)	0:57.76 [3] (0:10.50)	0:47.26 [1] (0:11.41)	0:35.85 [2] (0:11.73)	0:24.12 [2] (0:11.61)	0:12.51 [2] (0:12.51)							
Average Speed [km/h]	45.9	69.3	64.4	62.3	61.9	57.7							
Top Speed [km/h]	65.9	70.8	69.0	63.7	62.5	60.7							
Avg. Dist. to Rail [m]	7.5	3.4	4.6	2.6	0.6	0.6							
Avg. Stride Freq. [Hz]	2.2	2.5	2.4	2.3	2.4	2.3							
Avg. Stride Length [m]	5.8	7.5	7.4	7.4	7.2	6.8							





Horse/Jockey Name	Piertaga
Final Rank	7
Fastest Section Time (Section)	0:08.74 (Overall)
Top Speed [km/h] (Section)	67.6 (1000m)
Race State	Finished



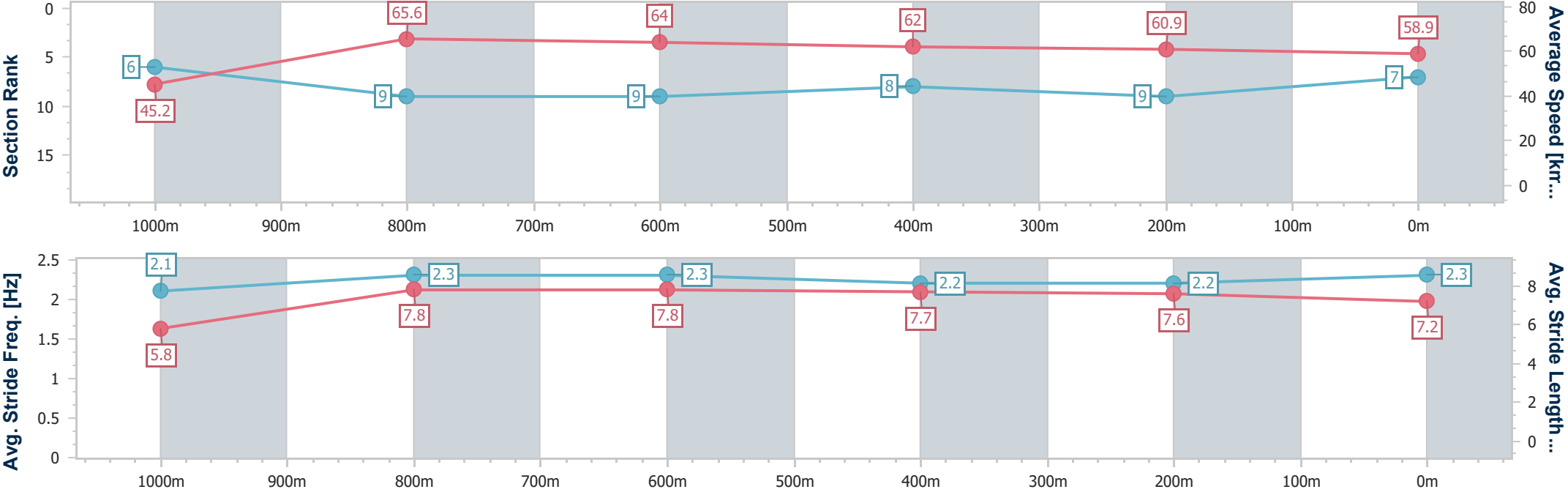
DoombenProfessional
Race 1: MEKKA RACEDAY 16 AUGUST QTIS Two-Year-Old
Maiden Plate - 1110m
25 June 2025 - 11:45



BRISBANE
RACING CLUB

Track Rating: Soft 5, Weather: Overcast, Rail Position: +6m Entire

Section	Overall	1000m	800m	600m	400m	200m								
Section Times	1:06.78 [7] (0:08.74)	0:58.04 [6] (0:11.02)	0:47.02 [9] (0:11.31)	0:35.71 [9] (0:11.67)	0:24.04 [8] (0:11.86)	0:12.18 [9] (0:12.18)								
Average Speed [km/h]	45.2	65.6	64.0	62.0	60.9	58.9								
Top Speed [km/h]	62.6	67.6	66.2	63.1	61.4	61.2								
Avg. Dist. to Rail [m]	6.9	2.2	1.1	0.8	0.6	2.5								
Avg. Stride Freq. [Hz]	2.1	2.3	2.3	2.2	2.2	2.3								
Avg. Stride Length [m]	5.8	7.8	7.8	7.7	7.6	7.2								





Horse/Jockey Name	Rapid Ready
Final Rank	8
Fastest Section Time (Section)	0:08.85 (Overall)
Top Speed [km/h] (Section)	69.8 (1000m)
Race State	Finished



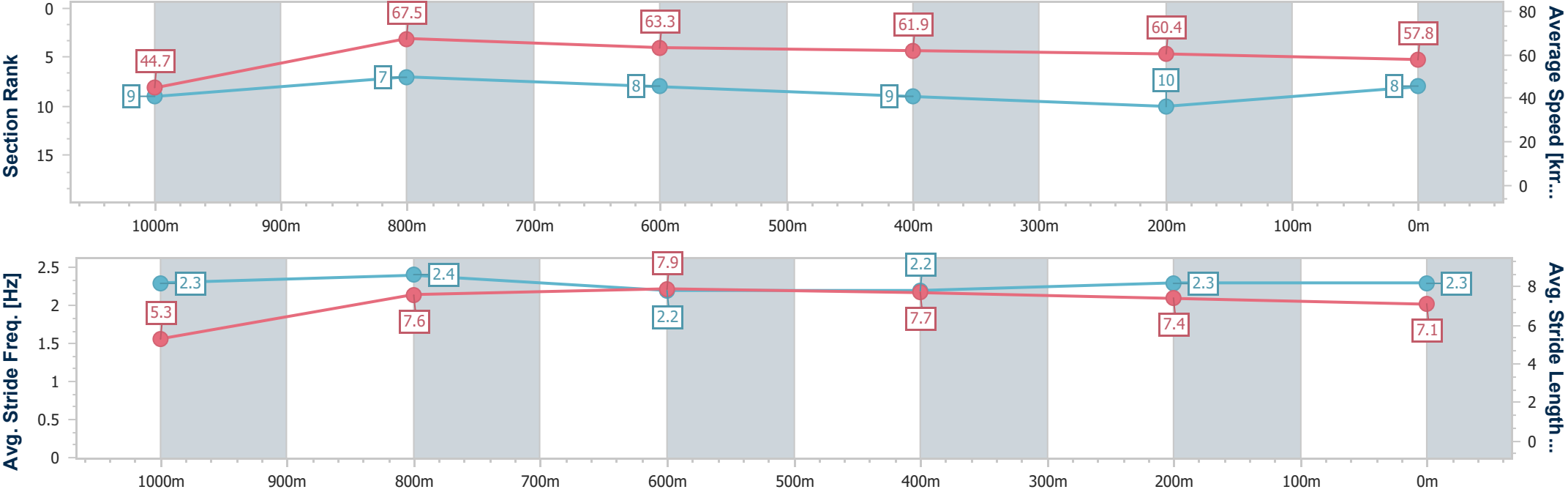
DoombenProfessional
Race 1: MEKKA RACEDAY 16 AUGUST QTIS Two-Year-Old
Maiden Plate - 1110m
25 June 2025 - 11:45



BRISBANE
RACING CLUB

Track Rating: Soft 5, Weather: Overcast, Rail Position: +6m Entire

Section	Overall	1000m	800m	600m	400m	200m								
Section Times	1:07.19 [8] (0:08.85)	0:58.34 [9] (0:10.74)	0:47.60 [7] (0:11.45)	0:36.15 [8] (0:11.73)	0:24.42 [9] (0:11.94)	0:12.48 [10] (0:12.48)								
Average Speed [km/h]	44.7	67.5	63.3	61.9	60.4	57.8								
Top Speed [km/h]	65.1	69.8	65.3	63.4	60.8	60.2								
Avg. Dist. to Rail [m]	6.4	2.5	1.8	1.5	1.2	5.0								
Avg. Stride Freq. [Hz]	2.3	2.4	2.2	2.2	2.3	2.3								
Avg. Stride Length [m]	5.3	7.6	7.9	7.7	7.4	7.1								





Horse/Jockey Name	Omphalos
Final Rank	9
Fastest Section Time (Section)	0:08.71 (Overall)
Top Speed [km/h] (Section)	69.0 (1000m)
Race State	Finished



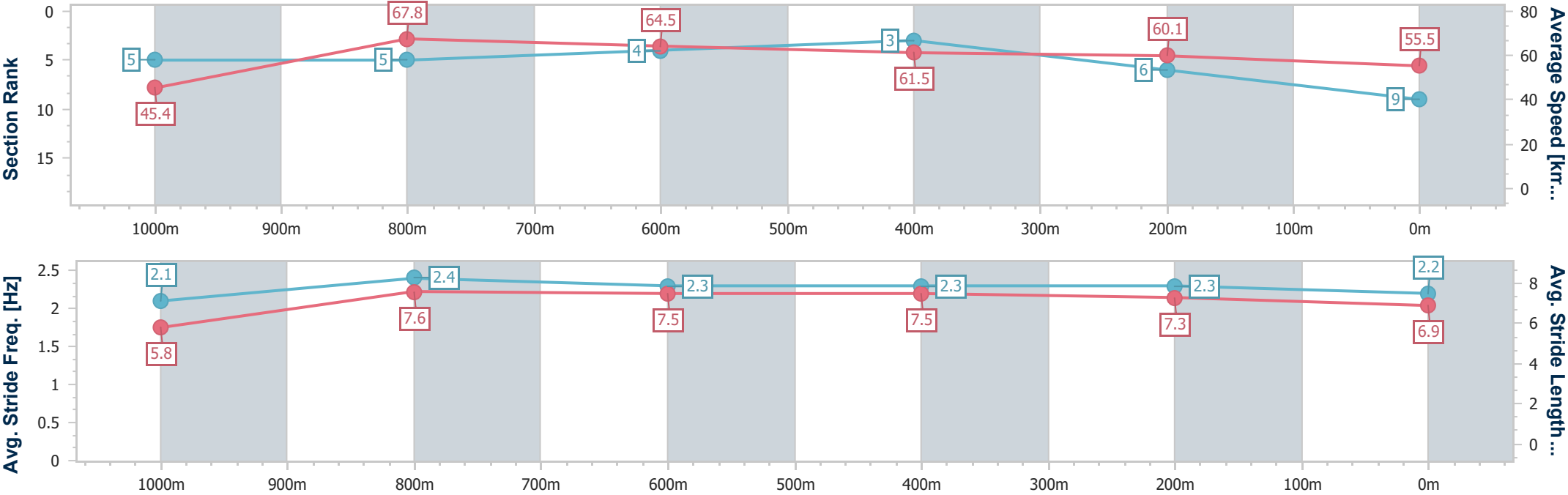
DoombenProfessional
Race 1: MEKKA RACEDAY 16 AUGUST QTIS Two-Year-Old
Maiden Plate - 1110m
25 June 2025 - 11:45



BRISBANE
RACING CLUB

Track Rating: Soft 5, Weather: Overcast, Rail Position: +6m Entire

Section	Overall	1000m	800m	600m	400m	200m								
Section Times	1:07.31 [9] (0:08.71)	0:58.60 [5] (0:10.77)	0:47.83 [5] (0:11.21)	0:36.62 [4] (0:11.68)	0:24.94 [3] (0:11.96)	0:12.98 [6] (0:12.98)								
Average Speed [km/h]	45.4	67.8	64.5	61.5	60.1	55.5								
Top Speed [km/h]	65.9	69.0	66.8	64.1	61.4	58.3								
Avg. Dist. to Rail [m]	9.5	5.0	0.6	0.3	0.7	2.9								
Avg. Stride Freq. [Hz]	2.1	2.4	2.3	2.3	2.3	2.2								
Avg. Stride Length [m]	5.8	7.6	7.5	7.5	7.3	6.9								





Horse/Jockey Name	Five Of Us
Final Rank	10
Fastest Section Time (Section)	0:08.75 (Overall)
Top Speed [km/h] (Section)	69.5 (1000m)
Race State	Finished



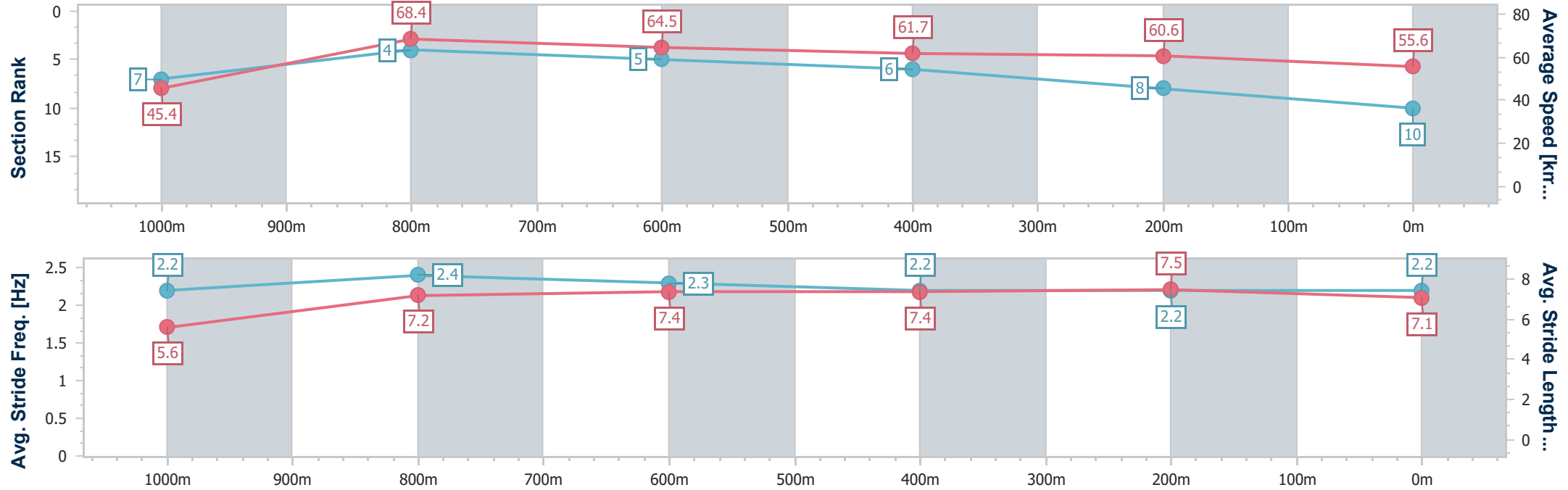
DoombenProfessional
Race 1: MEKKA RACEDAY 16 AUGUST QTIS Two-Year-Old
Maiden Plate - 1110m
25 June 2025 - 11:45



BRISBANE
RACING CLUB

Track Rating: Soft 5, Weather: Overcast, Rail Position: +6m Entire

Section	Overall	1000m	800m	600m	400m	200m								
Section Times	1:07.41 [10] (0:08.75)	0:58.66 [7] (0:10.64)	0:48.02 [4] (0:11.34)	0:36.68 [5] (0:11.81)	0:24.87 [6] (0:11.96)	0:12.91 [8] (0:12.91)								
Average Speed [km/h]	45.4	68.4	64.5	61.7	60.6	55.6								
Top Speed [km/h]	66.2	69.5	67.9	62.8	61.2	58.6								
Avg. Dist. to Rail [m]	10.9	5.2	3.4	2.4	2.2	4.6								
Avg. Stride Freq. [Hz]	2.2	2.4	2.3	2.2	2.2	2.2								
Avg. Stride Length [m]	5.6	7.2	7.4	7.4	7.5	7.1								





Horse/Jockey Name	Nordic Invader
Final Rank	11
Fastest Section Time (Section)	0:08.95 (Overall)
Top Speed [km/h] (Section)	65.7 (800m)
Race State	Finished



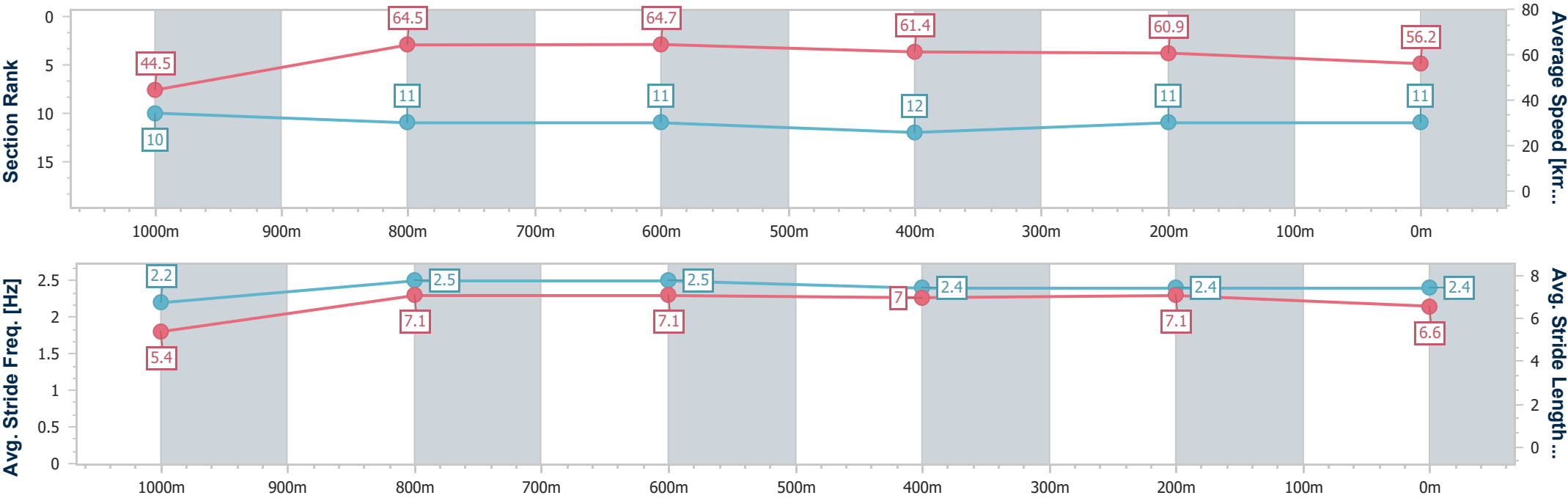
DoombenProfessional
Race 1: MEKKA RACEDAY 16 AUGUST QTIS Two-Year-Old
Maiden Plate - 1110m
25 June 2025 - 11:45



BRISBANE
RACING CLUB

Track Rating: Soft 5, Weather: Overcast, Rail Position: +6m Entire

Section	Overall	1000m	800m	600m	400m	200m								
Section Times	1:07.78 [11] (0:08.95)	0:58.83 [10] (0:11.21)	0:47.62 [11] (0:11.20)	0:36.42 [11] (0:11.81)	0:24.61 [12] (0:11.84)	0:12.77 [11] (0:12.77)								
Average Speed [km/h]	44.5	64.5	64.7	61.4	60.9	56.2								
Top Speed [km/h]	62.2	65.4	65.7	63.6	61.5	59.6								
Avg. Dist. to Rail [m]	5.6	1.6	1.3	1.6	0.5	0.7								
Avg. Stride Freq. [Hz]	2.2	2.5	2.5	2.4	2.4	2.4								
Avg. Stride Length [m]	5.4	7.1	7.1	7.0	7.1	6.6								





Horse/Jockey Name	Insain Lady
Final Rank	12
Fastest Section Time (Section)	0:08.97 (Overall)
Top Speed [km/h] (Section)	67.5 (1000m)
Race State	Finished



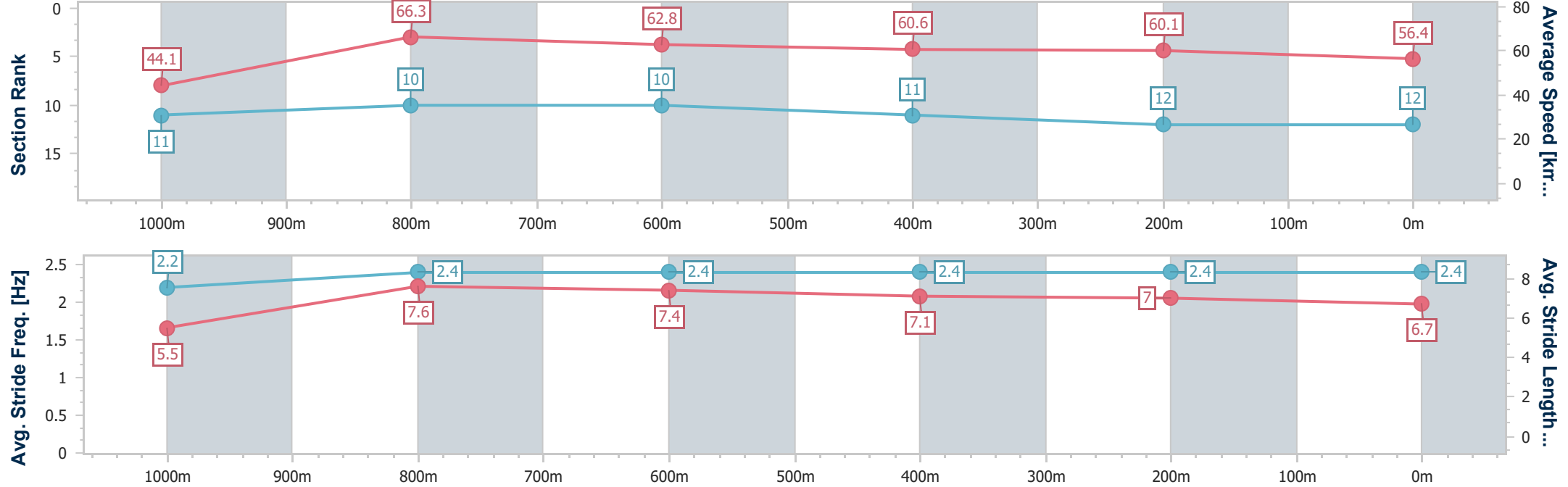
DoombenProfessional
Race 1: MEKKA RACEDAY 16 AUGUST QTIS Two-Year-Old
Maiden Plate - 1110m
25 June 2025 - 11:45



BRISBANE
RACING CLUB

Track Rating: Soft 5, Weather: Overcast, Rail Position: +6m Entire

Section	Overall	1000m	800m	600m	400m	200m								
Section Times	1:07.82 [12] (0:08.97)	0:58.85 [11] (0:10.89)	0:47.96 [10] (0:11.39)	0:36.57 [10] (0:11.83)	0:24.74 [11] (0:11.98)	0:12.76 [12] (0:12.76)								
Average Speed [km/h]	44.1	66.3	62.8	60.6	60.1	56.4								
Top Speed [km/h]	64.2	67.5	65.7	62.8	61.1	60.3								
Avg. Dist. to Rail [m]	1.7	0.4	0.9	1.1	0.4	1.2								
Avg. Stride Freq. [Hz]	2.2	2.4	2.4	2.4	2.4	2.4								
Avg. Stride Length [m]	5.5	7.6	7.4	7.1	7.0	6.7								





DoombenProfessional

Race 2: THE GIBSON Maiden Plate - 1350m

25 June 2025 - 12:15



BRISBANE
RACING CLUB

Track Rating: Soft 5, Weather: Overcast, Rail Position: +6m Entire

Section						Overall	1200m	1000m	800m	600m	400m	Last 600m	
Field Times						1:20.22 (0:10.81)	1:09.41 (0:10.81)	0:58.60 (0:11.64)	0:46.96 (0:12.10)	0:34.86 (0:11.83)	0:23.03 (0:11.20)	0:34.86	
Rank	TAB	Horse/Jockey	Barrier	Top Speed [km/h]	Fastest Section								Distance Travelled [m]
1	4	PHAROAH'S PROPHECY	10	67.0	0:11.02	1:20.22 [1]	1:09.10 [3]	0:58.08 [3]	0:46.47 [3]	0:34.52 [3]	0:23.03 [1]	0:34.52	
		Jag Guthmann-Chester		1200m	1200m	(0:11.12)	(0:11.02)	(0:11.61)	(0:11.95)	(0:11.49)	(0:11.20)		
2	5	READY FOR THE TRIP	4	66.6	0:10.99	1:20.83 [2]	1:09.84 [2]	0:58.77 [2]	0:47.17 [2]	0:35.15 [2]	0:23.47 [2]	0:35.15 +10	
		Angela Jones		1200m	Overall	(0:10.99)	(0:11.07)	(0:11.60)	(0:12.02)	(0:11.68)	(0:11.40)		
3	3	HE IS THE KISS	2	67.0	0:10.99	1:21.57 [3]	1:10.27 [4]	0:59.28 [4]	0:47.72 [4]	0:35.79 [4]	0:24.15 [3]	0:35.79 +10	
		Brandon Lerena		1200m	1200m	(0:11.30)	(0:10.99)	(0:11.56)	(0:11.93)	(0:11.64)	(0:11.57)		
4	10	SHIRLEY PEARLY	8	64.9	0:11.39	1:22.29 [4]	1:10.82 [7]	0:59.43 [8]	0:47.94 [8]	0:36.02 [8]	0:24.27 [8]	0:36.02 +13	
		Robbie Dolan		1000m	1200m	(0:11.47)	(0:11.39)	(0:11.49)	(0:11.92)	(0:11.75)	(0:11.61)		
5	8	MAGICAL EYE	7	66.1	0:11.08	1:22.36 [5]	1:10.74 [8]	0:59.66 [7]	0:48.12 [7]	0:36.29 [7]	0:24.41 [7]	0:36.29 +7	
		Taylor Marshall		1200m	1200m	(0:11.62)	(0:11.08)	(0:11.54)	(0:11.83)	(0:11.88)	(0:11.66)		
6	11	SPIRITUAL RHYTHM	1	65.8	0:11.13	1:22.42 [6]	1:11.11 [5]	0:59.98 [5]	0:48.45 [5]	0:36.57 [5]	0:24.55 [6]	0:36.57 +6	
		Emily Lang		1200m	1200m	(0:11.31)	(0:11.13)	(0:11.53)	(0:11.88)	(0:12.02)	(0:11.89)		
7	1	AMADOR	3	67.3	0:11.06	1:22.53 [7]	1:11.14 [6]	1:00.08 [6]	0:48.49 [6]	0:36.67 [6]	0:24.73 [5]	0:36.67 +16	
		Andrew Mallyon		1200m	1200m	(0:11.39)	(0:11.06)	(0:11.59)	(0:11.82)	(0:11.94)	(0:11.87)		
8	12	SUNCHELLE	5	65.5	0:11.25	1:22.94 [8]	1:11.23 [10]	0:59.98 [9]	0:48.45 [9]	0:36.59 [9]	0:24.77 [9]	0:36.59 +3	
		Mark Du Plessis		1200m	1200m	(0:11.71)	(0:11.25)	(0:11.53)	(0:11.86)	(0:11.82)	(0:11.73)		
9	9	MIANDA	6	63.9	0:11.48	1:23.13 [9]	1:11.46 [9]	0:59.92 [10]	0:48.44 [10]	0:36.57 [10]	0:24.61 [10]	0:36.57 +11	
		Madeleine Wishart		1000m	1000m	(0:11.67)	(0:11.54)	(0:11.48)	(0:11.87)	(0:11.96)	(0:11.86)		
10	7	DUCK OUT	9	69.5	0:10.81	1:23.34 [10]	1:12.53 [1]	1:01.72 [1]	0:50.08 [1]	0:37.98 [1]	0:25.77 [4]	0:37.98 +4	
		Tahlia Fenlon		1200m	Overall	(0:10.81)	(0:10.81)	(0:11.64)	(0:12.10)	(0:12.21)	(0:12.14)		

Scratched: Better Believe It (#6), Supido Rose (#13), Captain Insano (#2)

Report Created: Wed 25 June 2025 13:06 GMT+10 (Note: Timing is based on position data)

Page 1/12

[] Ranking at each section and finish
-:-:- No data available at this section
NA No data available

SCN Saddle cloth number
DNF Did not finish
DNT Did not track

data processed by  TRIPLESDATA



DoombenProfessional

Race 2: THE GIBSON Maiden Plate - 1350m

25 June 2025 - 12:15



BRISBANE
RACING CLUB

Track Rating: Soft 5, Weather: Overcast, Rail Position: +6m Entire

Section Field Times				200m 0:11.83 (0:11.83)				Last 600m 0:34.86	
Rank	TAB	Horse/Jockey	Barrier	Top Speed [km/h]	Fastest Section	Margin		Distance Travelled [m]	
1	4	PHAROAH'S PROPHECY	10	67.0	0:11.02	0:11.83 [1]	1:20.22	0:34.52	
		Jag Guthmann-Chester		1200m	1200m	(0:11.83)			
2	5	READY FOR THE TRIP	4	66.6	0:10.99	0:12.07 [2]	3.57L	0:35.15	+10
		Angela Jones		1200m	Overall	(0:12.07)			
3	3	HE IS THE KISS	2	67.0	0:10.99	0:12.58 [3]	7.94L	0:35.79	+10
		Brandon Lerena		1200m	1200m	(0:12.58)			
4	10	SHIRLEY PEARLY	8	64.9	0:11.39	0:12.66 [5]	12.16L	0:36.02	+13
		Robbie Dolan		1000m	1200m	(0:12.66)			
5	8	MAGICAL EYE	7	66.1	0:11.08	0:12.75 [4]	12.57L	0:36.29	+7
		Taylor Marshall		1200m	1200m	(0:12.75)			
6	11	SPIRITUAL RHYTHM	1	65.8	0:11.13	0:12.66 [8]	12.94L	0:36.57	+6
		Emily Lang		1200m	1200m	(0:12.66)			
7	1	AMADOR	3	67.3	0:11.06	0:12.86 [6]	13.56L	0:36.67	+16
		Andrew Mallyon		1200m	1200m	(0:12.86)			
8	12	SUNCHELLE	5	65.5	0:11.25	0:13.04 [9]	15.97L	0:36.59	+3
		Mark Du Plessis		1200m	1200m	(0:13.04)			
9	9	MIANDA	6	63.9	0:11.48	0:12.75 [10]	17.1L	0:36.57	+11
		Madeleine Wishart		1000m	1000m	(0:12.75)			
10	7	DUCK OUT	9	69.5	0:10.81	0:13.63 [7]	18.36L	0:37.98	+4
		Tahlia Fenlon		1200m	Overall	(0:13.63)			

Scratched: Better Believe It (#6), Supido Rose (#13), Captain Insano (#2)

Report Created: Wed 25 June 2025 13:06 GMT+10 (Note: Timing is based on position data)

Page 2/12

[] Ranking at each section and finish
-:-:- No data available at this section
NA No data available

SCN Saddle cloth number
DNF Did not finish
DNT Did not track

data processed by  TRIPLESDATA



Horse/Jockey Name	Pharoah's Prophecy
Final Rank	1
Fastest Section Time (Section)	0:11.02 (1200m)
Top Speed [km/h] (Section)	67.0 (1200m)
Race State	Finished

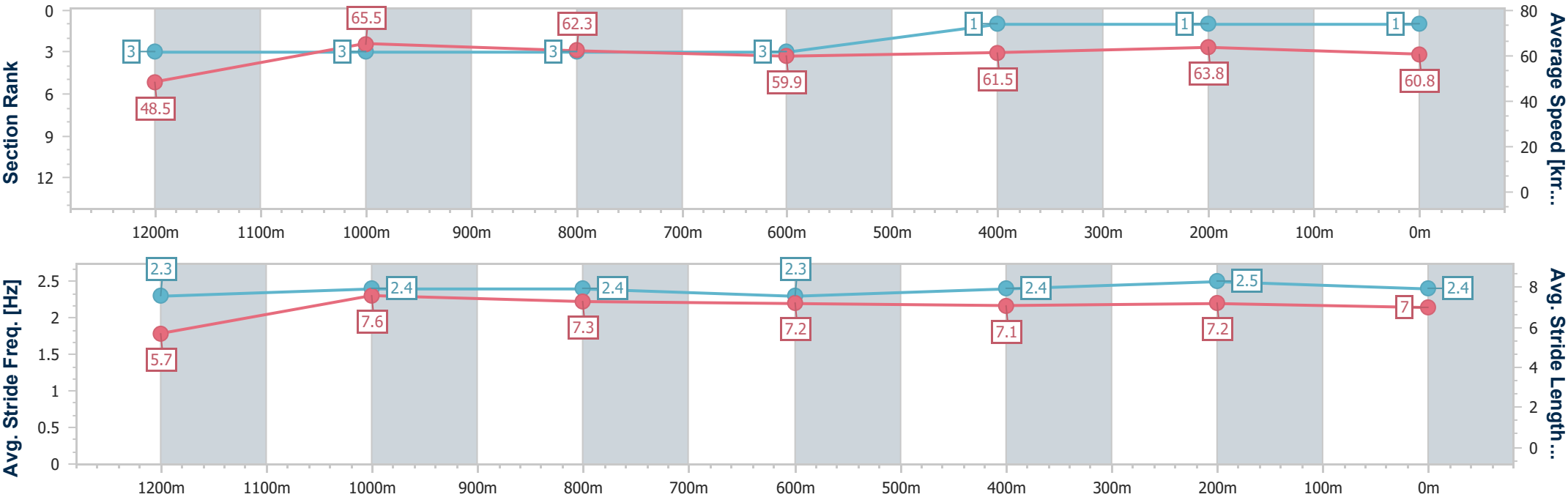


DoombenProfessional
Race 2: THE GIBSON Maiden Plate - 1350m
25 June 2025 - 12:15
Track Rating: Soft 5, Weather: Overcast, Rail Position: +6m Entire



BRISBANE
RACING CLUB

Section	Overall	1200m	1000m	800m	600m	400m	200m						
Section Times	1:20.22 [1] (0:11.12)	1:09.10 [3] (0:11.02)	0:58.08 [3] (0:11.61)	0:46.47 [3] (0:11.95)	0:34.52 [3] (0:11.49)	0:23.03 [1] (0:11.20)	0:11.83 [1] (0:11.83)						
Average Speed [km/h]	48.5	65.5	62.3	59.9	61.5	63.8	60.8						
Top Speed [km/h]	66.0	67.0	63.8	61.0	62.7	65.0	62.7						
Avg. Dist. to Rail [m]	8.3	1.0	1.8	1.3	3.6	2.5	2.2						
Avg. Stride Freq. [Hz]	2.3	2.4	2.4	2.3	2.4	2.5	2.4						
Avg. Stride Length [m]	5.7	7.6	7.3	7.2	7.1	7.2	7.0						





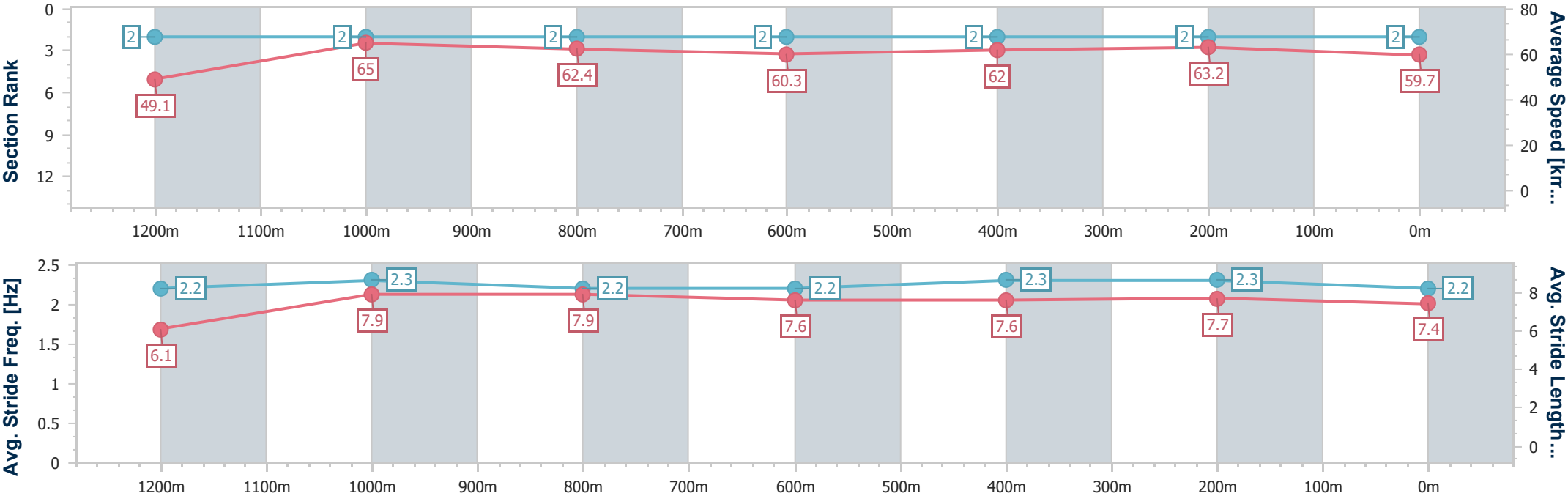
Horse/Jockey Name	Ready For The Trip
Final Rank	2
Fastest Section Time (Section)	0:10.99 (Overall)
Top Speed [km/h] (Section)	66.6 (1200m)
Race State	Finished



DoombenProfessional
Race 2: THE GIBSON Maiden Plate - 1350m
25 June 2025 - 12:15
Track Rating: Soft 5, Weather: Overcast, Rail Position: +6m Entire



Section	Overall	1200m	1000m	800m	600m	400m	200m						
Section Times	1:20.83 [2] (0:10.99)	1:09.84 [2] (0:11.07)	0:58.77 [2] (0:11.60)	0:47.17 [2] (0:12.02)	0:35.15 [2] (0:11.68)	0:23.47 [2] (0:11.40)	0:12.07 [2] (0:12.07)						
Average Speed [km/h]	49.1	65.0	62.4	60.3	62.0	63.2	59.7						
Top Speed [km/h]	66.4	66.6	64.8	61.1	63.1	64.8	62.0						
Avg. Dist. to Rail [m]	3.6	0.7	0.8	1.4	1.1	0.5	1.3						
Avg. Stride Freq. [Hz]	2.2	2.3	2.2	2.2	2.3	2.3	2.2						
Avg. Stride Length [m]	6.1	7.9	7.9	7.6	7.6	7.7	7.4						





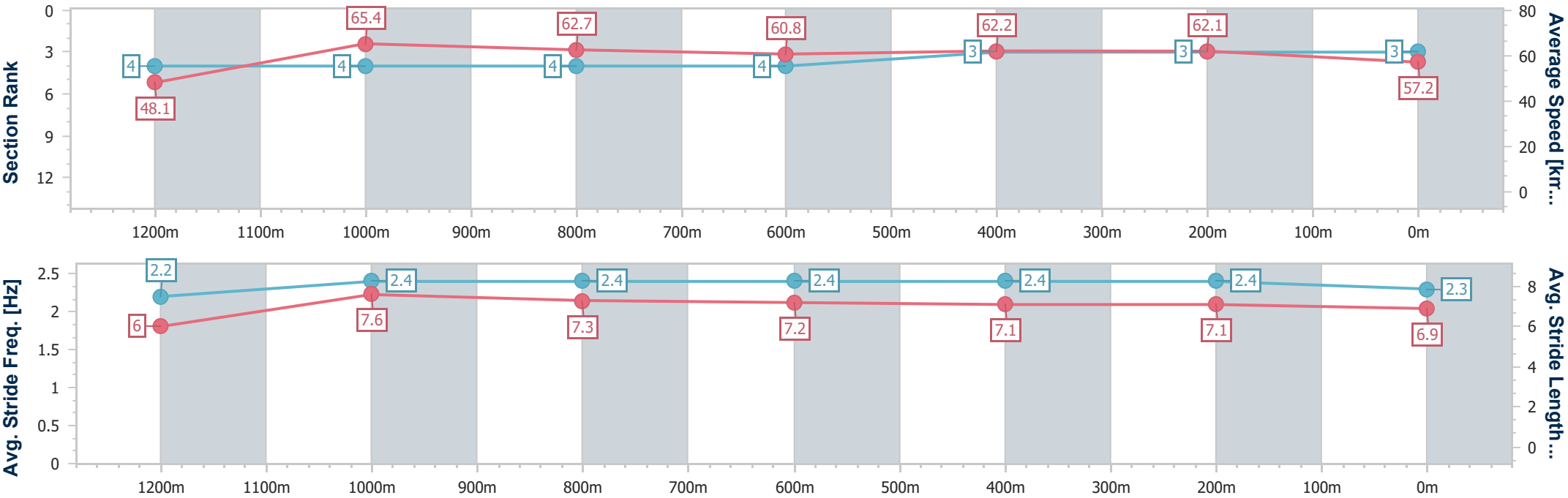
Horse/Jockey Name	He Is The Kiss
Final Rank	3
Fastest Section Time (Section)	0:10.99 (1200m)
Top Speed [km/h] (Section)	67.0 (1200m)
Race State	Finished



DoombenProfessional
Race 2: THE GIBSON Maiden Plate - 1350m
25 June 2025 - 12:15
Track Rating: Soft 5, Weather: Overcast, Rail Position: +6m Entire



Section	Overall	1200m	1000m	800m	600m	400m	200m						
Section Times	1:21.57 [3] (0:11.30)	1:10.27 [4] (0:10.99)	0:59.28 [4] (0:11.56)	0:47.72 [4] (0:11.93)	0:35.79 [4] (0:11.64)	0:24.15 [3] (0:11.57)	0:12.58 [3] (0:12.58)						
Average Speed [km/h]	48.1	65.4	62.7	60.8	62.2	62.1	57.2						
Top Speed [km/h]	65.8	67.0	64.9	62.8	63.6	63.2	61.1						
Avg. Dist. to Rail [m]	3.3	2.1	2.2	1.8	0.7	0.1	0.5						
Avg. Stride Freq. [Hz]	2.2	2.4	2.4	2.4	2.4	2.4	2.3						
Avg. Stride Length [m]	6.0	7.6	7.3	7.2	7.1	7.1	6.9						





Horse/Jockey Name	Shirley Pearly
Final Rank	4
Fastest Section Time (Section)	0:11.39 (1200m)
Top Speed [km/h] (Section)	64.9 (1000m)
Race State	Finished

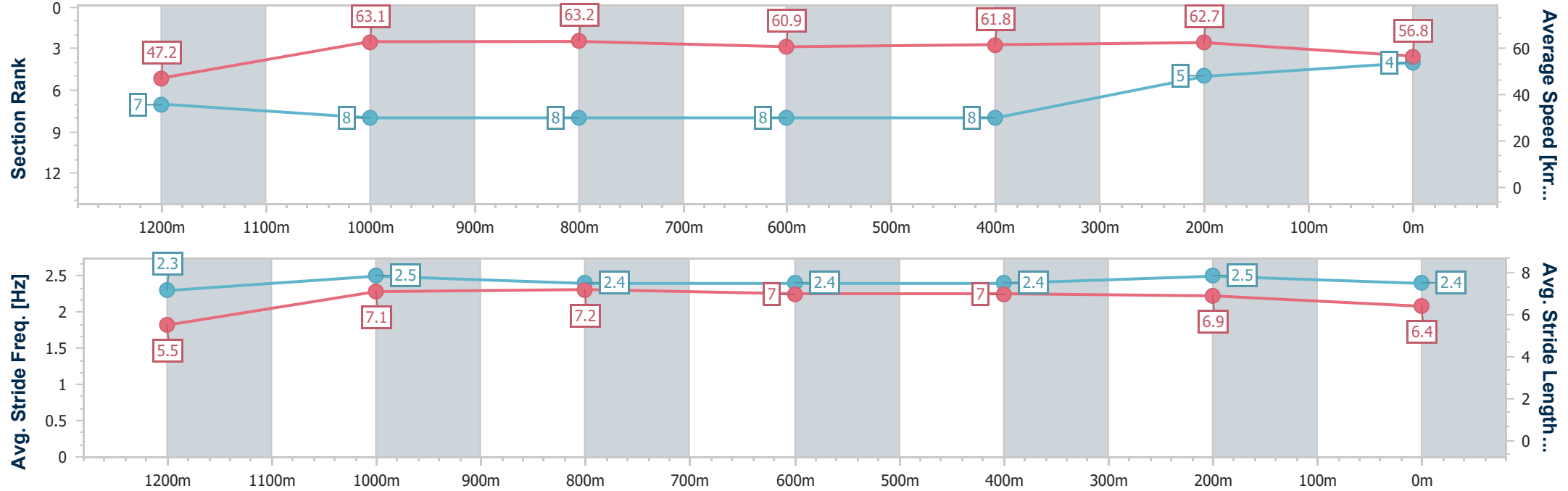


DoombenProfessional
Race 2: THE GIBSON Maiden Plate - 1350m
25 June 2025 - 12:15
Track Rating: Soft 5, Weather: Overcast, Rail Position: +6m Entire



BRISBANE
RACING CLUB

Section	Overall	1200m	1000m	800m	600m	400m	200m						
Section Times	1:22.29 [4] (0:11.47)	1:10.82 [7] (0:11.39)	0:59.43 [8] (0:11.49)	0:47.94 [8] (0:11.92)	0:36.02 [8] (0:11.75)	0:24.27 [8] (0:11.61)	0:12.66 [5]						
Average Speed [km/h]	47.2	63.1	63.2	60.9	61.8	62.7	56.8						
Top Speed [km/h]	64.1	64.2	64.9	63.3	63.6	64.0	60.6						
Avg. Dist. to Rail [m]	6.3	2.1	1.6	1.9	1.9	5.8	5.5						
Avg. Stride Freq. [Hz]	2.3	2.5	2.4	2.4	2.4	2.5	2.4						
Avg. Stride Length [m]	5.5	7.1	7.2	7.0	7.0	6.9	6.4						





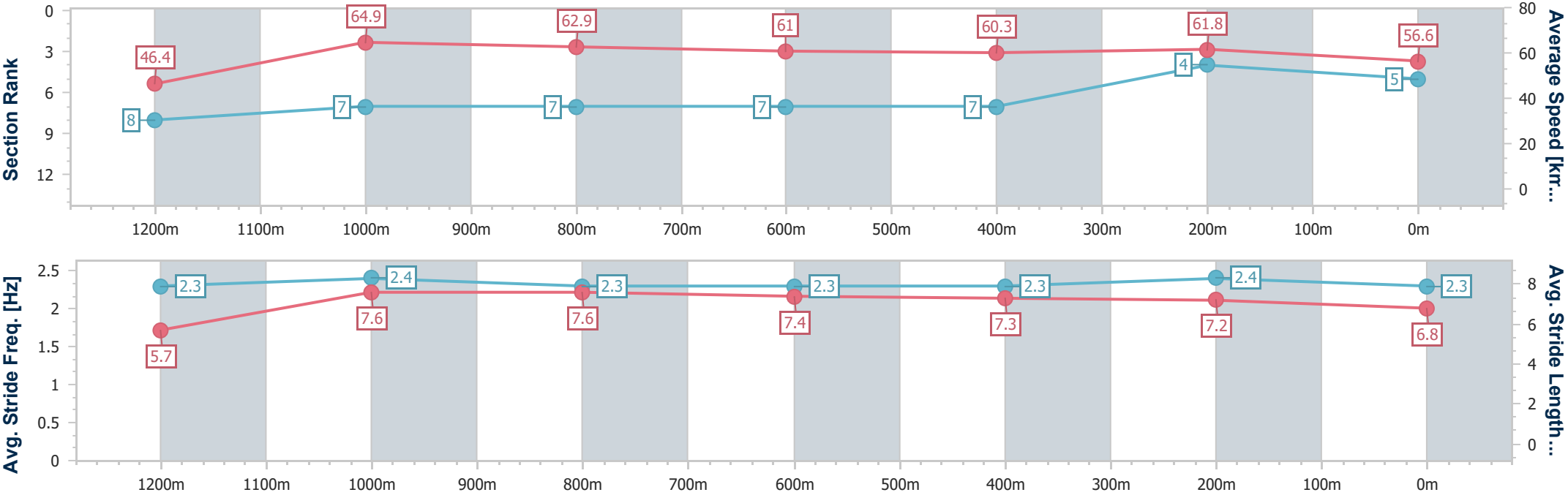
Horse/Jockey Name	Magical Eye
Final Rank	5
Fastest Section Time (Section)	0:11.08 (1200m)
Top Speed [km/h] (Section)	66.1 (1200m)
Race State	Finished



DoombenProfessional
Race 2: THE GIBSON Maiden Plate - 1350m
25 June 2025 - 12:15
Track Rating: Soft 5, Weather: Overcast, Rail Position: +6m Entire



Section	Overall	1200m	1000m	800m	600m	400m	200m						
Section Times	1:22.36 [5] (0:11.62)	1:10.74 [8] (0:11.08)	0:59.66 [7] (0:11.54)	0:48.12 [7] (0:11.83)	0:36.29 [7] (0:11.88)	0:24.41 [7] (0:11.66)	0:12.75 [4] (0:12.75)						
Average Speed [km/h]	46.4	64.9	62.9	61.0	60.3	61.8	56.6						
Top Speed [km/h]	65.9	66.1	64.5	62.2	61.2	63.3	59.7						
Avg. Dist. to Rail [m]	4.8	1.1	1.3	0.7	0.6	2.1	2.5						
Avg. Stride Freq. [Hz]	2.3	2.4	2.3	2.3	2.3	2.4	2.3						
Avg. Stride Length [m]	5.7	7.6	7.6	7.4	7.3	7.2	6.8						





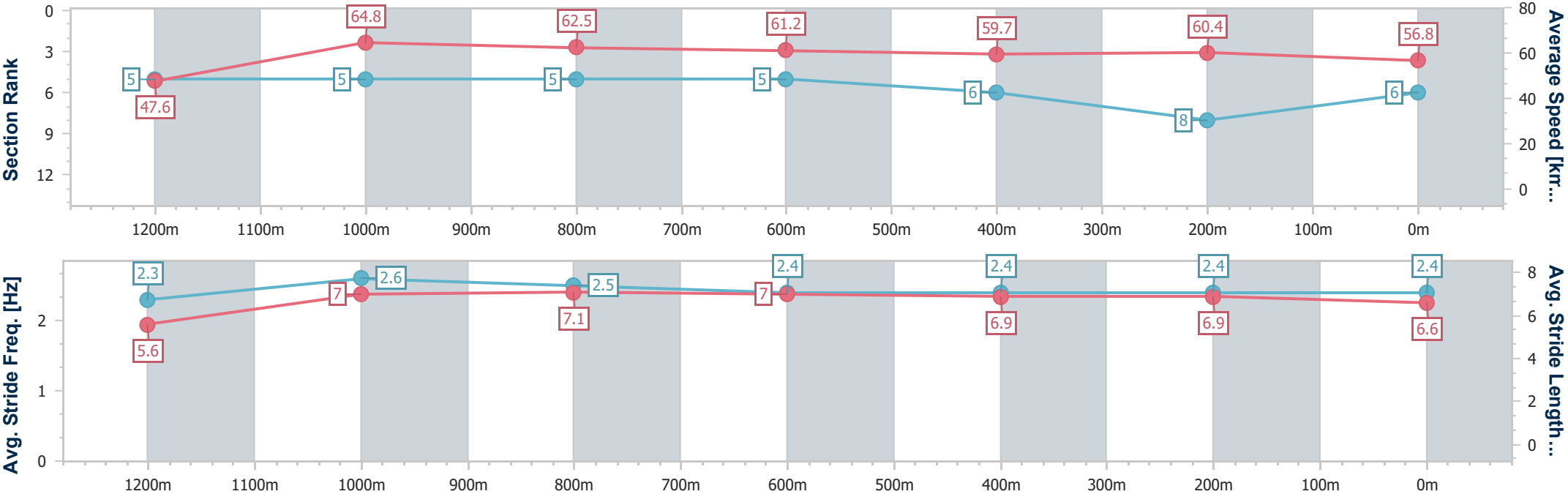
Horse/Jockey Name	Spiritual Rhythm
Final Rank	6
Fastest Section Time (Section)	0:11.13 (1200m)
Top Speed [km/h] (Section)	65.8 (1200m)
Race State	Finished



DoombenProfessional
Race 2: THE GIBSON Maiden Plate - 1350m
25 June 2025 - 12:15
Track Rating: Soft 5, Weather: Overcast, Rail Position: +6m Entire



Section	Overall	1200m	1000m	800m	600m	400m	200m						
Section Times	1:22.42 [6] (0:11.31)	1:11.11 [5] (0:11.13)	0:59.98 [5] (0:11.53)	0:48.45 [5] (0:11.88)	0:36.57 [5] (0:12.02)	0:24.55 [6] (0:11.89)	0:12.66 [8] (0:12.66)						
Average Speed [km/h]	47.6	64.8	62.5	61.2	59.7	60.4	56.8						
Top Speed [km/h]	64.7	65.8	64.8	62.3	61.0	62.0	59.1						
Avg. Dist. to Rail [m]	2.0	0.8	0.6	1.3	0.7	1.0	0.6						
Avg. Stride Freq. [Hz]	2.3	2.6	2.5	2.4	2.4	2.4	2.4						
Avg. Stride Length [m]	5.6	7.0	7.1	7.0	6.9	6.9	6.6						





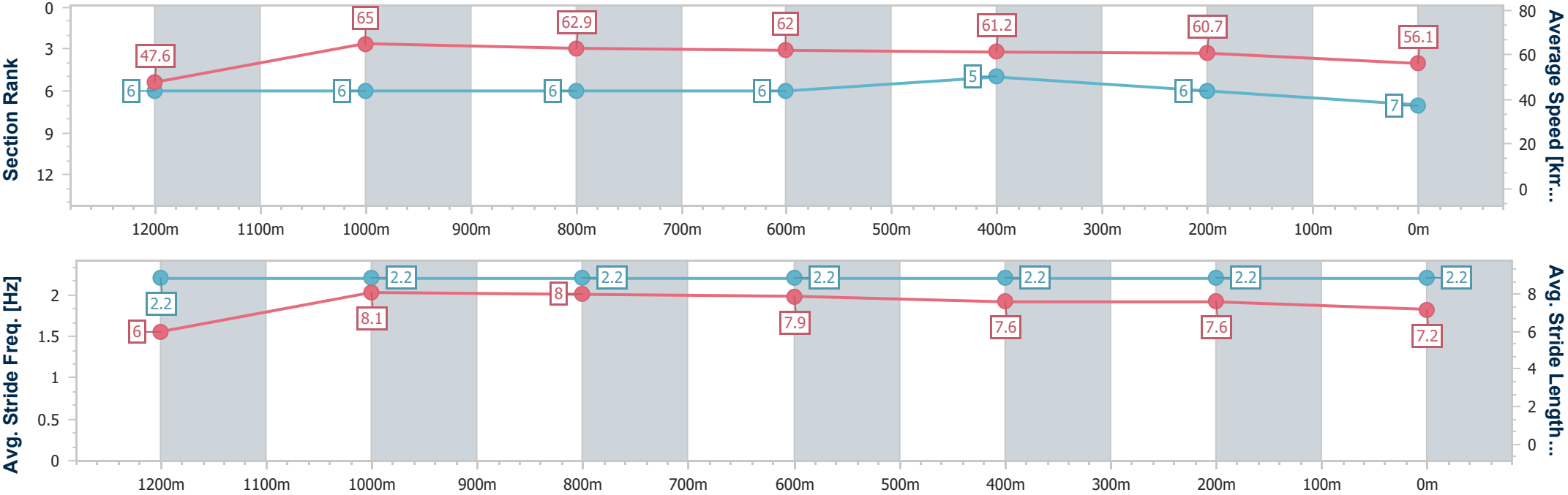
Horse/Jockey Name	Amador
Final Rank	7
Fastest Section Time (Section)	0:11.06 (1200m)
Top Speed [km/h] (Section)	67.3 (1200m)
Race State	Finished



DoombenProfessional
Race 2: THE GIBSON Maiden Plate - 1350m
25 June 2025 - 12:15
Track Rating: Soft 5, Weather: Overcast, Rail Position: +6m Entire



Section	Overall	1200m	1000m	800m	600m	400m	200m						
Section Times	1:22.53 [7] (0:11.39)	1:11.14 [6] (0:11.06)	1:00.08 [6] (0:11.59)	0:48.49 [6] (0:11.82)	0:36.67 [6] (0:11.94)	0:24.73 [5] (0:11.87)	0:12.86 [6] (0:12.86)						
Average Speed [km/h]	47.6	65.0	62.9	62.0	61.2	60.7	56.1						
Top Speed [km/h]	64.6	67.3	64.8	64.1	62.6	61.9	58.7						
Avg. Dist. to Rail [m]	3.1	2.6	3.5	3.8	2.4	2.0	1.9						
Avg. Stride Freq. [Hz]	2.2	2.2	2.2	2.2	2.2	2.2	2.2						
Avg. Stride Length [m]	6.0	8.1	8.0	7.9	7.6	7.6	7.2						





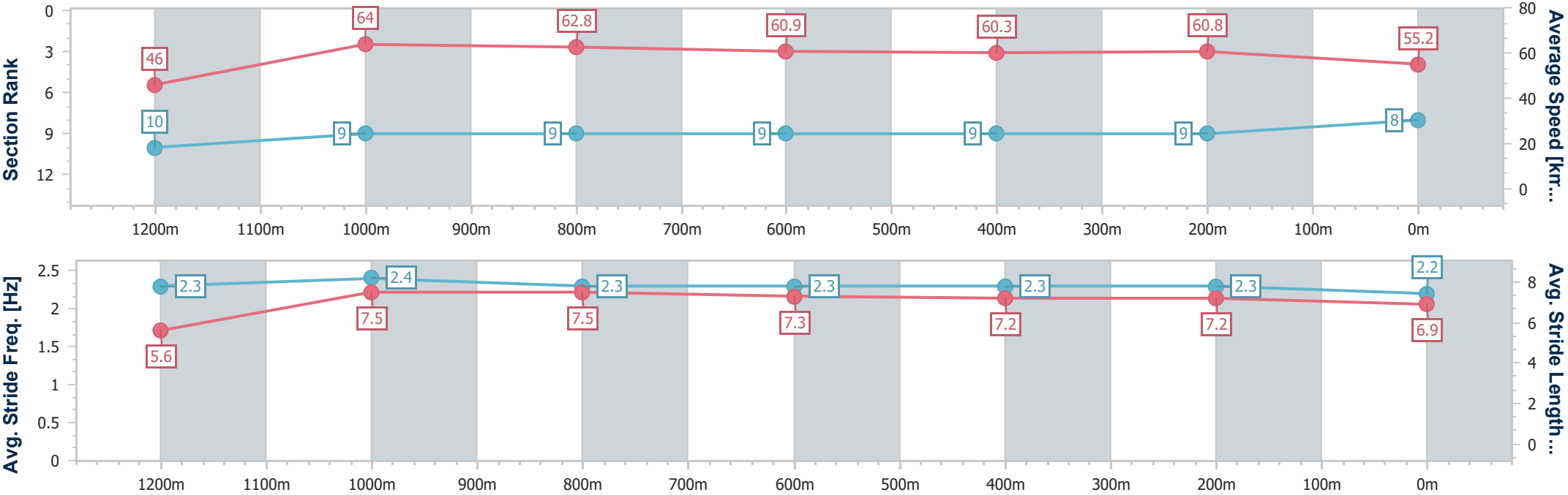
Horse/Jockey Name	Sunchelle
Final Rank	8
Fastest Section Time (Section)	0:11.25 (1200m)
Top Speed [km/h] (Section)	65.5 (1200m)
Race State	Finished



DoombenProfessional
Race 2: THE GIBSON Maiden Plate - 1350m
25 June 2025 - 12:15
Track Rating: Soft 5, Weather: Overcast, Rail Position: +6m Entire



Section	Overall	1200m	1000m	800m	600m	400m	200m						
Section Times	1:22.94 [8] (0:11.71)	1:11.23 [10] (0:11.25)	0:59.98 [9] (0:11.53)	0:48.45 [9] (0:11.86)	0:36.59 [9] (0:11.82)	0:24.77 [9] (0:11.73)	0:13.04 [9] (0:13.04)						
Average Speed [km/h]	46.0	64.0	62.8	60.9	60.3	60.8	55.2						
Top Speed [km/h]	64.0	65.5	64.5	62.2	60.9	61.8	58.0						
Avg. Dist. to Rail [m]	4.3	1.4	1.7	0.6	1.9	3.1	1.4						
Avg. Stride Freq. [Hz]	2.3	2.4	2.3	2.3	2.3	2.3	2.2						
Avg. Stride Length [m]	5.6	7.5	7.5	7.3	7.2	7.2	6.9						





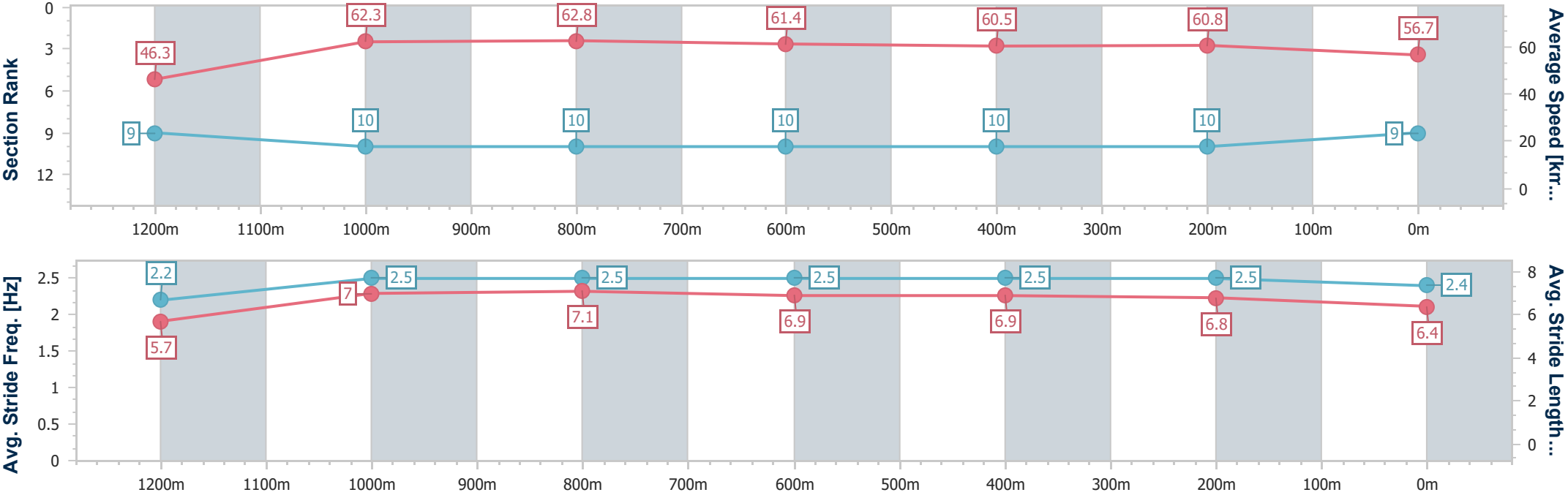
Horse/Jockey Name	Mianda
Final Rank	9
Fastest Section Time (Section)	0:11.48 (1000m)
Top Speed [km/h] (Section)	63.9 (1000m)
Race State	Finished



DoombenProfessional
Race 2: THE GIBSON Maiden Plate - 1350m
25 June 2025 - 12:15
Track Rating: Soft 5, Weather: Overcast, Rail Position: +6m Entire



Section	Overall	1200m	1000m	800m	600m	400m	200m						
Section Times	1:23.13 [9] (0:11.67)	1:11.46 [9] (0:11.54)	0:59.92 [10] (0:11.48)	0:48.44 [10] (0:11.87)	0:36.57 [10] (0:11.96)	0:24.61 [10] (0:11.86)	0:12.75 [10] (0:12.75)						
Average Speed [km/h]	46.3	62.3	62.8	61.4	60.5	60.8	56.7						
Top Speed [km/h]	61.2	63.9	63.9	62.7	61.3	61.3	59.4						
Avg. Dist. to Rail [m]	5.2	1.4	0.7	2.4	1.1	1.8	3.3						
Avg. Stride Freq. [Hz]	2.2	2.5	2.5	2.5	2.5	2.5	2.4						
Avg. Stride Length [m]	5.7	7.0	7.1	6.9	6.9	6.8	6.4						





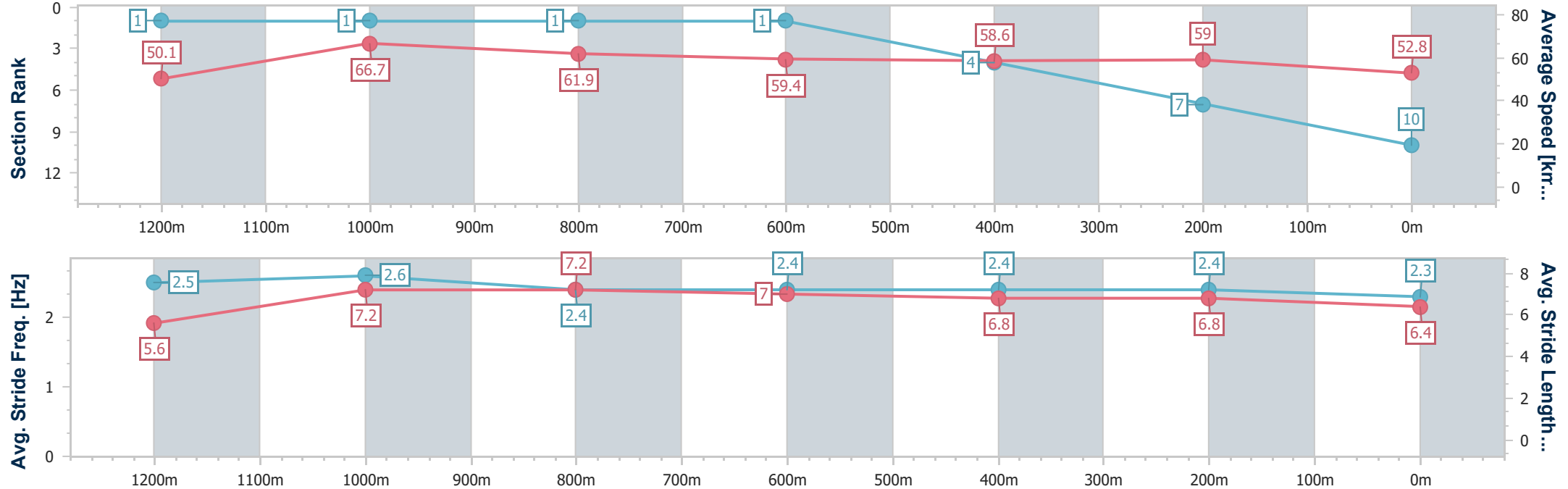
Horse/Jockey Name	Duck Out
Final Rank	10
Fastest Section Time (Section)	0:10.81 (Overall)
Top Speed [km/h] (Section)	69.5 (1200m)
Race State	Finished



DoombenProfessional
Race 2: THE GIBSON Maiden Plate - 1350m
25 June 2025 - 12:15
Track Rating: Soft 5, Weather: Overcast, Rail Position: +6m Entire



Section	Overall	1200m	1000m	800m	600m	400m	200m						
Section Times	1:23.34 [10] (0:10.81)	1:12.53 [1] (0:10.81)	1:01.72 [1] (0:11.64)	0:50.08 [1] (0:12.10)	0:37.98 [1] (0:12.21)	0:25.77 [4] (0:12.14)	0:13.63 [7] (0:13.63)						
Average Speed [km/h]	50.1	66.7	61.9	59.4	58.6	59.0	52.8						
Top Speed [km/h]	69.4	69.5	64.8	61.6	59.4	60.3	57.1						
Avg. Dist. to Rail [m]	6.6	0.8	0.2	0.5	1.2	2.8	2.6						
Avg. Stride Freq. [Hz]	2.5	2.6	2.4	2.4	2.4	2.4	2.3						
Avg. Stride Length [m]	5.6	7.2	7.2	7.0	6.8	6.8	6.4						





DoombenProfessional
Race 3: TATTERSALL'S TIARA RACEDAY 28 JUNE QTIS Three-Year-Old
Maiden Plate - 1350m
25 June 2025 - 12:45



Track Rating: Soft 5, Weather: Overcast, Rail Position: +6m Entire

Section						Overall	1200m	1000m	800m	600m	400m	Last 600m	
Field Times						1:20.15 (0:11.04)	1:09.11 (0:10.40)	0:58.71 (0:10.94)	0:47.77 (0:11.65)	0:36.12 (0:11.82)	0:24.30 (0:11.72)	0:36.12	
Rank	TAB	Horse/Jockey	Barrier	Top Speed [km/h]	Fastest Section								Distance Travelled [m]
1	1	CHIEF IN CHARGE	8	69.1	0:10.55	1:20.15 [1]	1:08.31 [10]	0:57.76 [9]	0:46.82 [8]	0:35.31 [9]	0:23.70 [9]	0:35.31	
		Jag Guthmann-Chester		1200m	1200m	(0:11.84)	(0:10.55)	(0:10.94)	(0:11.51)	(0:11.61)	(0:11.55)		
2	4	NOIRE EMPEROR	7	68.0	0:10.68	1:20.20 [2]	1:08.46 [9]	0:57.78 [10]	0:46.84 [9]	0:35.37 [8]	0:23.90 [5]	0:35.37 +2	
		Robbie Dolan		1200m	1200m	(0:11.74)	(0:10.68)	(0:10.94)	(0:11.47)	(0:11.47)	(0:11.47)		
3	5	PRAISE YOU	10	70.7	0:10.32	1:20.24 [3]	1:09.12 [3]	0:58.80 [1]	0:47.86 [1]	0:36.21 [1]	0:24.39 [1]	0:36.21 -3	
		Angela Jones		1200m	1200m	(0:11.12)	(0:10.32)	(0:10.94)	(0:11.65)	(0:11.82)	(0:11.72)		
4	11	WILIAMTHECONQUEROR	5	67.9	0:10.70	1:20.65 [4]	1:09.61 [1]	0:58.91 [3]	0:47.85 [4]	0:36.31 [3]	0:24.60 [3]	0:36.31 -1	
		Andrew Mallyon		1200m	1200m	(0:11.04)	(0:10.70)	(0:11.06)	(0:11.54)	(0:11.71)	(0:11.71)		
5	8	SKORPIOS ISLE	2	70.2	0:10.50	1:20.67 [5]	1:09.16 [7]	0:58.66 [7]	0:47.71 [5]	0:36.08 [5]	0:24.37 [6]	0:36.08 -5	
		Cody Collis		1200m	1200m	(0:11.51)	(0:10.50)	(0:10.95)	(0:11.63)	(0:11.71)	(0:11.78)		
6	9	USE YOUR ILLUSION	6	67.7	0:10.79	1:20.67 [6]	1:09.08 [8]	0:58.29 [8]	0:47.28 [10]	0:35.61 [10]	0:23.99 [10]	0:35.61 -4	
		Emily Lang		1200m	1200m	(0:11.59)	(0:10.79)	(0:11.01)	(0:11.67)	(0:11.62)	(0:11.68)		
7	3	GAS BRIGADE	4	69.4	0:10.72	1:20.82 [7]	1:09.56 [6]	0:58.84 [5]	0:47.75 [7]	0:36.14 [6]	0:24.44 [7]	0:36.14 +1	
		Brandon Lerena		1200m	1200m	(0:11.26)	(0:10.72)	(0:11.09)	(0:11.61)	(0:11.70)	(0:11.75)		
8	10	WEONA REDWOOD	3	68.1	0:10.79	1:20.90 [8]	1:09.70 [5]	0:58.91 [6]	0:47.93 [6]	0:36.22 [7]	0:24.49 [8]	0:36.22 -1	
		Mark Du Plessis		1200m	1200m	(0:11.20)	(0:10.79)	(0:10.98)	(0:11.71)	(0:11.73)	(0:11.70)		
9	13	AVIOR	1	68.5	0:10.58	1:21.08 [9]	1:09.88 [4]	0:59.30 [4]	0:48.30 [3]	0:36.71 [4]	0:24.98 [4]	0:36.71 -3	
		Sean Cormack		1200m	1200m	(0:11.20)	(0:10.58)	(0:11.00)	(0:11.59)	(0:11.73)	(0:11.76)		
10	14	FLASH DRIVE	11	70.1	0:10.38	1:21.58 [10]	1:10.48 [2]	1:00.10 [2]	0:49.04 [2]	0:37.32 [2]	0:25.55 [2]	0:37.32 +1	
		Bailey Wheeler		1200m	1200m	(0:11.10)	(0:10.38)	(0:11.06)	(0:11.72)	(0:11.77)	(0:11.85)		

Scratched: Runaway Tycoon (#7), Amuseantes (#12), Everywhere (#2), Rum Runner (#6)

Report Created: Wed 25 June 2025 13:20 GMT+10 (Note: Timing is based on position data)

Page 1/12

[] Ranking at each section and finish
-:-:- No data available at this section
NA No data available

SCN Saddle cloth number
DNF Did not finish
DNT Did not track

data processed by  TRIPLESDATA



DoombenProfessional
Race 3: TATTERSALL'S TIARA RACEDAY 28 JUNE QTIS Three-Year-Old
Maiden Plate - 1350m
25 June 2025 - 12:45



Track Rating: Soft 5, Weather: Overcast, Rail Position: +6m Entire

Section		200m					Last 600m		
Field Times		0:12.58 (0:12.58)					0:36.12		
Rank	TAB	Horse/Jockey	Barrier	Top Speed [km/h]	Fastest Section	Margin		Distance Travelled [m]	
1	1	CHIEF IN CHARGE	8	69.1	0:10.55	0:12.15 [6]	1:20.15	0:35.31	
		Jag Guthmann-Chester		1200m	1200m	(0:12.15)			
2	4	NOIRE EMPEROR	7	68.0	0:10.68	0:12.43 [3]	0.31L	0:35.37 +2	
		Robbie Dolan		1200m	1200m	(0:12.43)			
3	5	PRAISE YOU	10	70.7	0:10.32	0:12.67 [1]	0.53L	0:36.21 -3	
		Angela Jones		1200m	1200m	(0:12.67)			
4	11	WILIAMTHECONQUEROR	5	67.9	0:10.70	0:12.89 [2]	2.95L	0:36.31 -1	
		Andrew Mallyon		1200m	1200m	(0:12.89)			
5	8	SKORPIOS ISLE	2	70.2	0:10.50	0:12.59 [7]	3.06L	0:36.08 -5	
		Cody Collis		1200m	1200m	(0:12.59)			
6	9	USE YOUR ILLUSION	6	67.7	0:10.79	0:12.31 [10]	3.1L	0:35.61 -4	
		Emily Lang		1200m	1200m	(0:12.31)			
7	3	GAS BRIGADE	4	69.4	0:10.72	0:12.69 [9]	3.96L	0:36.14 +1	
		Brandon Lerena		1200m	1200m	(0:12.69)			
8	10	WEONA REDWOOD	3	68.1	0:10.79	0:12.79 [8]	4.42L	0:36.22 -1	
		Mark Du Plessis		1200m	1200m	(0:12.79)			
9	13	AVIOR	1	68.5	0:10.58	0:13.22 [4]	5.49L	0:36.71 -3	
		Sean Cormack		1200m	1200m	(0:13.22)			
10	14	FLASH DRIVE	11	70.1	0:10.38	0:13.70 [5]	8.44L	0:37.32 +1	
		Bailey Wheeler		1200m	1200m	(0:13.70)			

Scratched: Runaway Tycoon (#7), Amuseantes (#12), Everywhere (#2), Rum Runner (#6)

Report Created: Wed 25 June 2025 13:20 GMT+10 (Note: Timing is based on position data)

Page 2/12

[] Ranking at each section and finish
-:-:- No data available at this section
NA No data available

SCN Saddle cloth number
DNF Did not finish
DNT Did not track

data processed by  TRIPLESDATA



Horse/Jockey Name	Chief In Charge
Final Rank	1
Fastest Section Time (Section)	0:10.55 (1200m)
Top Speed [km/h] (Section)	69.1 (1200m)
Race State	Finished

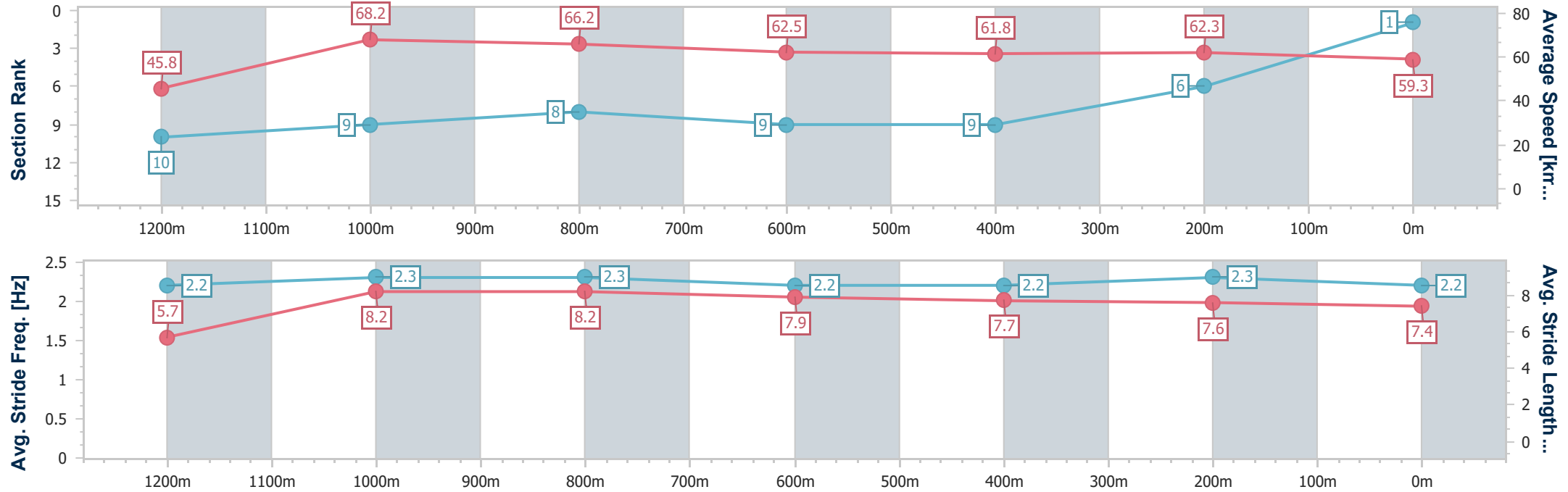


DoombenProfessional
Race 3: TATTERSALL'S TIARA RACEDAY 28 JUNE QTIS Three-
Year-Old Maiden Plate - 1350m
25 June 2025 - 12:45
Track Rating: Soft 5, Weather: Overcast, Rail Position: +6m Entire



BRISBANE
RACING CLUB

Section	Overall	1200m	1000m	800m	600m	400m	200m						
Section Times	1:20.15 [1] (0:11.84)	1:08.31 [10] (0:10.55)	0:57.76 [9] (0:10.94)	0:46.82 [8] (0:11.51)	0:35.31 [9] (0:11.61)	0:23.70 [9] (0:11.55)	0:12.15 [6] (0:12.15)						
Average Speed [km/h]	45.8	68.2	66.2	62.5	61.8	62.3	59.3						
Top Speed [km/h]	68.0	69.1	67.8	64.7	63.0	64.0	62.7						
Avg. Dist. to Rail [m]	8.1	3.5	2.2	0.3	0.4	1.9	4.4						
Avg. Stride Freq. [Hz]	2.2	2.3	2.3	2.2	2.2	2.3	2.2						
Avg. Stride Length [m]	5.7	8.2	8.2	7.9	7.7	7.6	7.4						



- [] Ranking at each section and finish
- .-.- No data available at this section
- NA No data available



Horse/Jockey Name	Noire Emperor
Final Rank	2
Fastest Section Time (Section)	0:10.68 (1200m)
Top Speed [km/h] (Section)	68.0 (1200m)
Race State	Finished

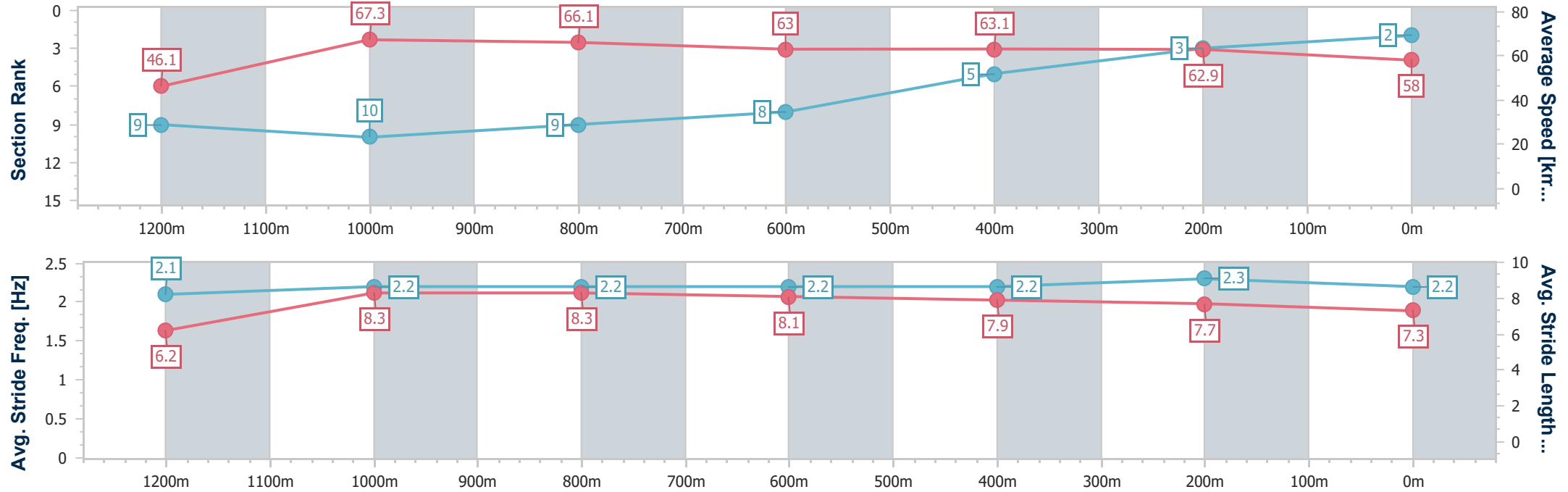


DoombenProfessional
Race 3: TATTERSALL'S TIARA RACEDAY 28 JUNE QTIS Three-
Year-Old Maiden Plate - 1350m
25 June 2025 - 12:45
Track Rating: Soft 5, Weather: Overcast, Rail Position: +6m Entire



BRISBANE
RACING CLUB

Section	Overall	1200m	1000m	800m	600m	400m	200m						
Section Times	1:20.20 [2] (0:11.74)	1:08.46 [9] (0:10.68)	0:57.78 [10] (0:10.94)	0:46.84 [9] (0:11.47)	0:35.37 [8] (0:11.47)	0:23.90 [5] (0:11.47)	0:12.43 [3] (0:12.43)						
Average Speed [km/h]	46.1	67.3	66.1	63.0	63.1	62.9	58.0						
Top Speed [km/h]	65.2	68.0	67.0	64.3	64.0	64.5	60.4						
Avg. Dist. to Rail [m]	5.8	1.2	0.8	0.8	1.1	2.2	3.9						
Avg. Stride Freq. [Hz]	2.1	2.2	2.2	2.2	2.2	2.3	2.2						
Avg. Stride Length [m]	6.2	8.3	8.3	8.1	7.9	7.7	7.3						





Horse/Jockey Name	Praise You
Final Rank	3
Fastest Section Time (Section)	0:10.32 (1200m)
Top Speed [km/h] (Section)	70.7 (1200m)
Race State	Finished

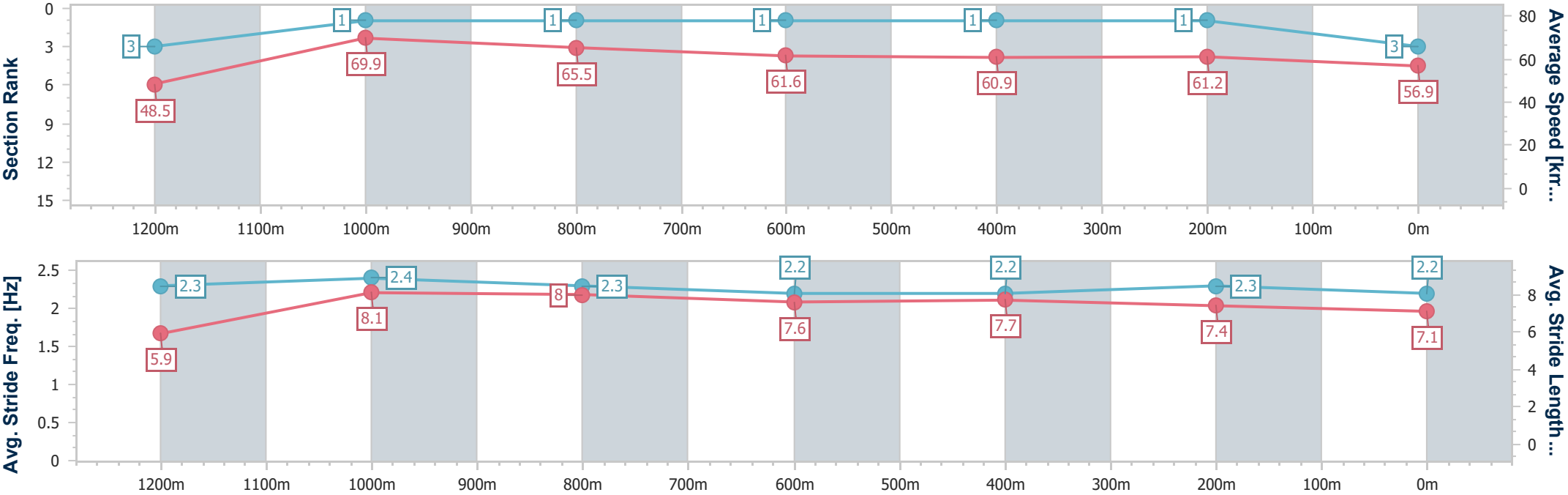


DoombenProfessional
Race 3: TATTERSALL'S TIARA RACEDAY 28 JUNE QTIS Three-
Year-Old Maiden Plate - 1350m
25 June 2025 - 12:45
Track Rating: Soft 5, Weather: Overcast, Rail Position: +6m Entire



BRISBANE
RACING CLUB

Section	Overall	1200m	1000m	800m	600m	400m	200m						
Section Times	1:20.24 [3] (0:11.12)	1:09.12 [3] (0:10.32)	0:58.80 [1] (0:10.94)	0:47.86 [1] (0:11.65)	0:36.21 [1] (0:11.82)	0:24.39 [1] (0:11.72)	0:12.67 [1] (0:12.67)						
Average Speed [km/h]	48.5	69.9	65.5	61.6	60.9	61.2	56.9						
Top Speed [km/h]	68.9	70.7	68.6	62.5	61.6	62.7	59.7						
Avg. Dist. to Rail [m]	7.5	2.1	1.8	0.7	0.2	1.0	0.6						
Avg. Stride Freq. [Hz]	2.3	2.4	2.3	2.2	2.2	2.3	2.2						
Avg. Stride Length [m]	5.9	8.1	8.0	7.6	7.7	7.4	7.1						





Horse/Jockey Name	Wiliamtheconqueror
Final Rank	4
Fastest Section Time (Section)	0:10.70 (1200m)
Top Speed [km/h] (Section)	67.9 (1200m)
Race State	Finished

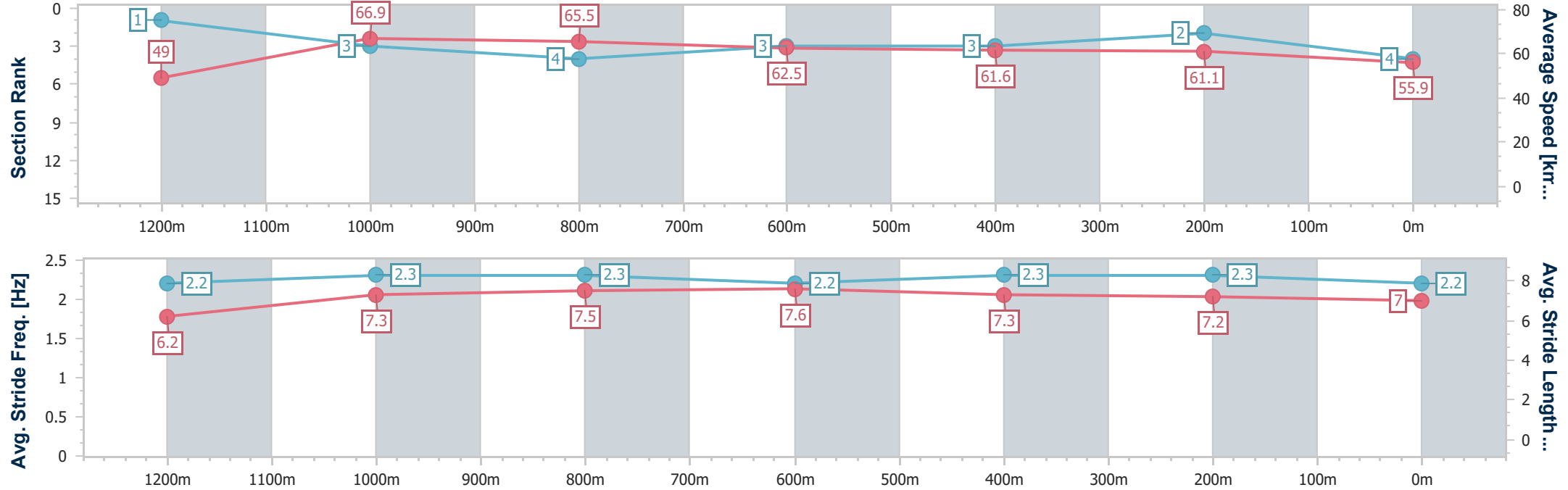


DoombenProfessional
Race 3: TATTERSALL'S TIARA RACEDAY 28 JUNE QTIS Three-
Year-Old Maiden Plate - 1350m
25 June 2025 - 12:45
Track Rating: Soft 5, Weather: Overcast, Rail Position: +6m Entire



BRISBANE
RACING CLUB

Section	Overall	1200m	1000m	800m	600m	400m	200m						
Section Times	1:20.65 [4] (0:11.04)	1:09.61 [1] (0:10.70)	0:58.91 [3] (0:11.06)	0:47.85 [4] (0:11.54)	0:36.31 [3] (0:11.71)	0:24.60 [3] (0:11.71)	0:12.89 [2] (0:12.89)						
Average Speed [km/h]	49.0	66.9	65.5	62.5	61.6	61.1	55.9						
Top Speed [km/h]	66.7	67.9	67.3	63.0	62.1	62.4	59.7						
Avg. Dist. to Rail [m]	4.8	3.4	2.1	0.3	0.6	1.4	0.5						
Avg. Stride Freq. [Hz]	2.2	2.3	2.3	2.2	2.3	2.3	2.2						
Avg. Stride Length [m]	6.2	7.3	7.5	7.6	7.3	7.2	7.0						



[] Ranking at each section and finish
-.-.- No data available at this section
NA No data available



Horse/Jockey Name	Skorpios Isle
Final Rank	5
Fastest Section Time (Section)	0:10.50 (1200m)
Top Speed [km/h] (Section)	70.2 (1200m)
Race State	Finished

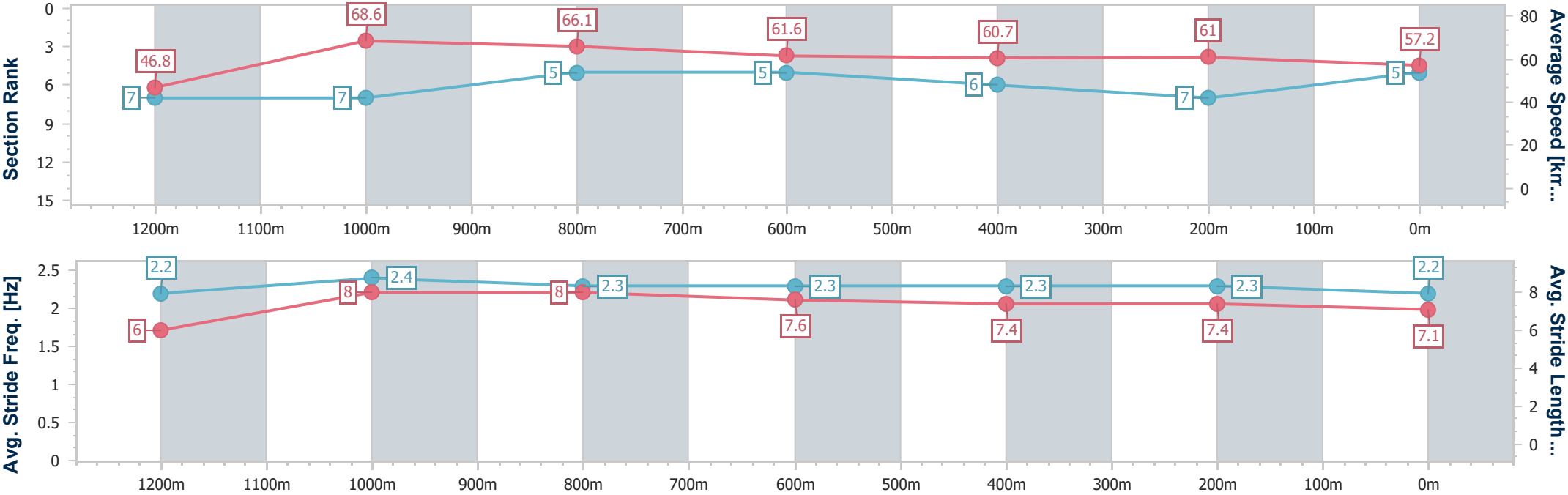


DoombenProfessional
Race 3: TATTERSALL'S TIARA RACEDAY 28 JUNE QTIS Three-
Year-Old Maiden Plate - 1350m
25 June 2025 - 12:45
Track Rating: Soft 5, Weather: Overcast, Rail Position: +6m Entire



BRISBANE
RACING CLUB

Section	Overall	1200m	1000m	800m	600m	400m	200m						
Section Times	1:20.67 [5] (0:11.51)	1:09.16 [7] (0:10.50)	0:58.66 [7] (0:10.95)	0:47.71 [5] (0:11.63)	0:36.08 [5] (0:11.71)	0:24.37 [6] (0:11.78)	0:12.59 [7] (0:12.59)						
Average Speed [km/h]	46.8	68.6	66.1	61.6	60.7	61.0	57.2						
Top Speed [km/h]	67.9	70.2	67.8	63.7	61.5	61.9	59.6						
Avg. Dist. to Rail [m]	2.6	0.8	0.7	0.6	1.9	1.6	1.1						
Avg. Stride Freq. [Hz]	2.2	2.4	2.3	2.3	2.3	2.3	2.2						
Avg. Stride Length [m]	6.0	8.0	8.0	7.6	7.4	7.4	7.1						





Horse/Jockey Name	Use Your Illusion
Final Rank	6
Fastest Section Time (Section)	0:10.79 (1200m)
Top Speed [km/h] (Section)	67.7 (1200m)
Race State	Finished

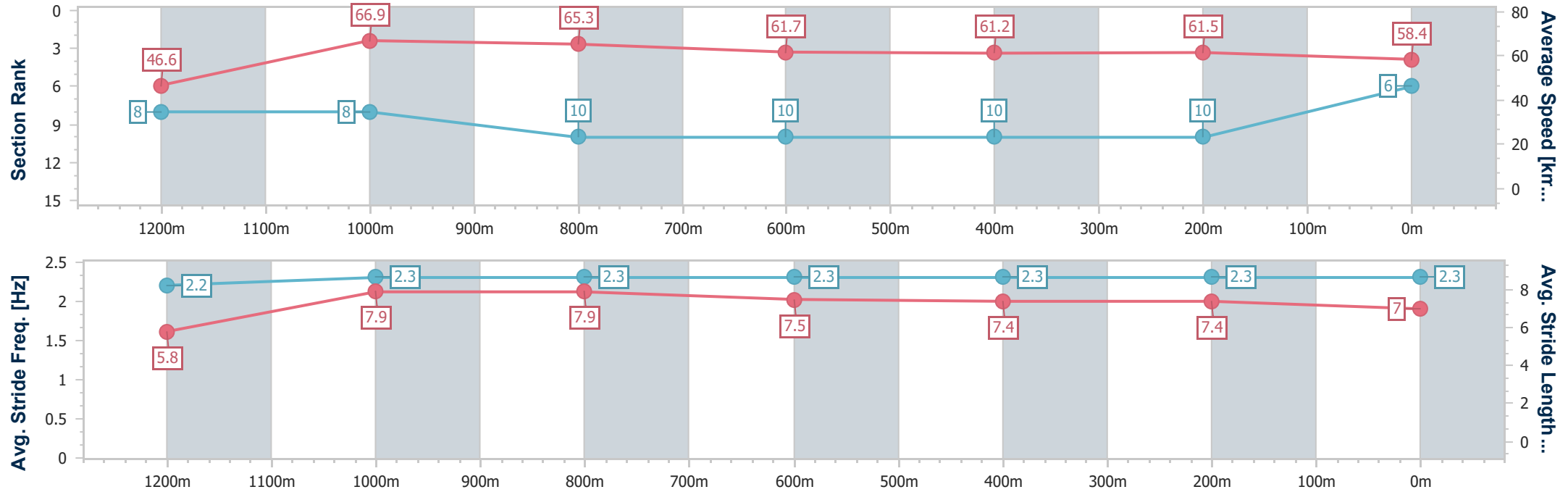


DooibenProfessional
Race 3: TATTERSALL'S TIARA RACEDAY 28 JUNE QTIS Three-
Year-Old Maiden Plate - 1350m
25 June 2025 - 12:45
Track Rating: Soft 5, Weather: Overcast, Rail Position: +6m Entire



BRISBANE
RACING CLUB

Section	Overall	1200m	1000m	800m	600m	400m	200m						
Section Times	1:20.67 [6] (0:11.59)	1:09.08 [8] (0:10.79)	0:58.29 [8] (0:11.01)	0:47.28 [10] (0:11.67)	0:35.61 [10] (0:11.62)	0:23.99 [10] (0:11.68)	0:12.31 [10] (0:12.31)						
Average Speed [km/h]	46.6	66.9	65.3	61.7	61.2	61.5	58.4						
Top Speed [km/h]	63.3	67.7	67.2	64.7	61.8	62.3	60.0						
Avg. Dist. to Rail [m]	4.7	0.6	0.2	0.3	1.9	2.2	4.1						
Avg. Stride Freq. [Hz]	2.2	2.3	2.3	2.3	2.3	2.3	2.3						
Avg. Stride Length [m]	5.8	7.9	7.9	7.5	7.4	7.4	7.0						





Horse/Jockey Name	Gas Brigade
Final Rank	7
Fastest Section Time (Section)	0:10.72 (1200m)
Top Speed [km/h] (Section)	69.4 (1200m)
Race State	Finished

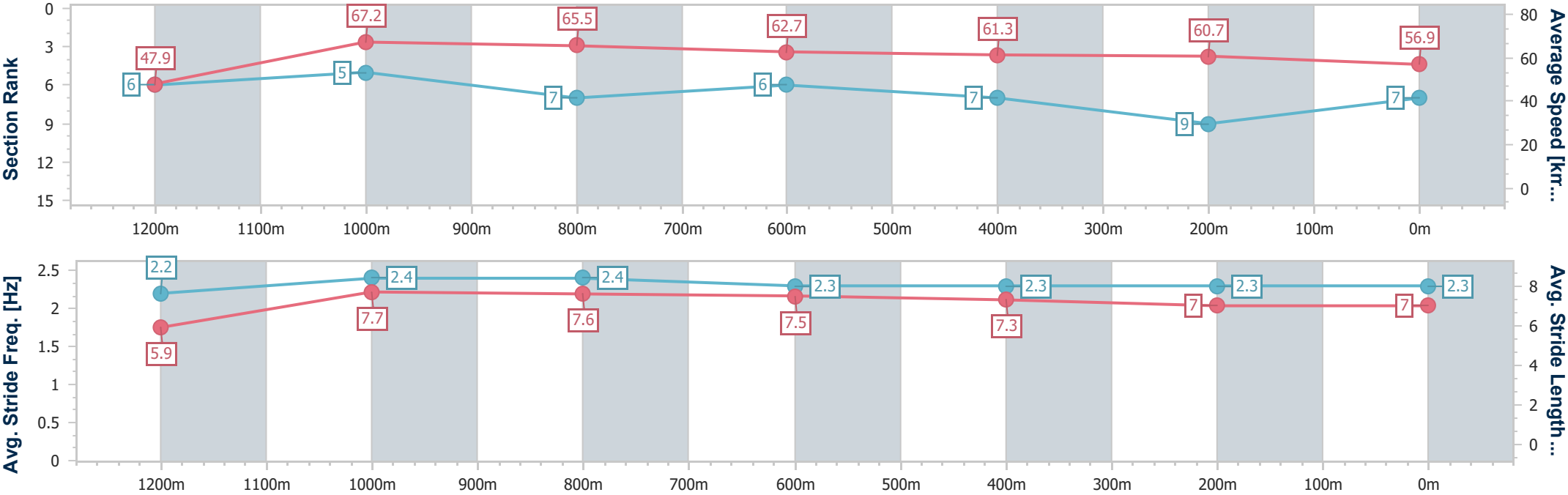


DoombenProfessional
Race 3: TATTERSALL'S TIARA RACEDAY 28 JUNE QTIS Three-
Year-Old Maiden Plate - 1350m
25 June 2025 - 12:45
Track Rating: Soft 5, Weather: Overcast, Rail Position: +6m Entire



BRISBANE
RACING CLUB

Section	Overall	1200m	1000m	800m	600m	400m	200m						
Section Times	1:20.82 [7] (0:11.26)	1:09.56 [6] (0:10.72)	0:58.84 [5] (0:11.09)	0:47.75 [7] (0:11.61)	0:36.14 [6] (0:11.70)	0:24.44 [7] (0:11.75)	0:12.69 [9] (0:12.69)						
Average Speed [km/h]	47.9	67.2	65.5	62.7	61.3	60.7	56.9						
Top Speed [km/h]	65.4	69.4	67.9	63.3	62.5	62.8	58.4						
Avg. Dist. to Rail [m]	3.9	3.5	3.9	1.9	1.3	1.1	2.0						
Avg. Stride Freq. [Hz]	2.2	2.4	2.4	2.3	2.3	2.3	2.3						
Avg. Stride Length [m]	5.9	7.7	7.6	7.5	7.3	7.0	7.0						





Horse/Jockey Name	Weona Redwood
Final Rank	8
Fastest Section Time (Section)	0:10.79 (1200m)
Top Speed [km/h] (Section)	68.1 (1200m)
Race State	Finished

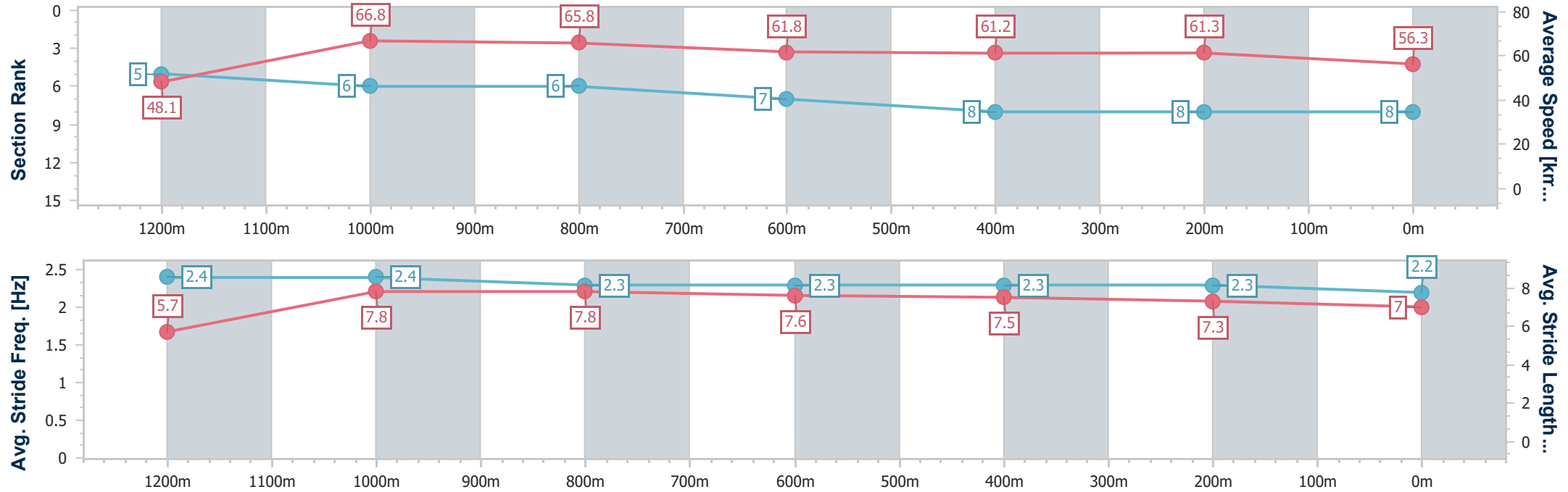


DoombenProfessional
Race 3: TATTERSALL'S TIARA RACEDAY 28 JUNE QTIS Three-
Year-Old Maiden Plate - 1350m
25 June 2025 - 12:45
Track Rating: Soft 5, Weather: Overcast, Rail Position: +6m Entire



BRISBANE
RACING CLUB

Section	Overall	1200m	1000m	800m	600m	400m	200m						
Section Times	1:20.90 [8] (0:11.20)	1:09.70 [5] (0:10.79)	0:58.91 [6] (0:10.98)	0:47.93 [6] (0:11.71)	0:36.22 [7] (0:11.73)	0:24.49 [8] (0:11.70)	0:12.79 [8] (0:12.79)						
Average Speed [km/h]	48.1	66.8	65.8	61.8	61.2	61.3	56.3						
Top Speed [km/h]	65.8	68.1	67.9	62.9	62.4	62.1	59.3						
Avg. Dist. to Rail [m]	2.7	1.5	1.4	1.1	0.7	1.0	1.4						
Avg. Stride Freq. [Hz]	2.4	2.4	2.3	2.3	2.3	2.3	2.2						
Avg. Stride Length [m]	5.7	7.8	7.8	7.6	7.5	7.3	7.0						





Horse/Jockey Name	Avior
Final Rank	9
Fastest Section Time (Section)	0:10.58 (1200m)
Top Speed [km/h] (Section)	68.5 (1200m)
Race State	Finished

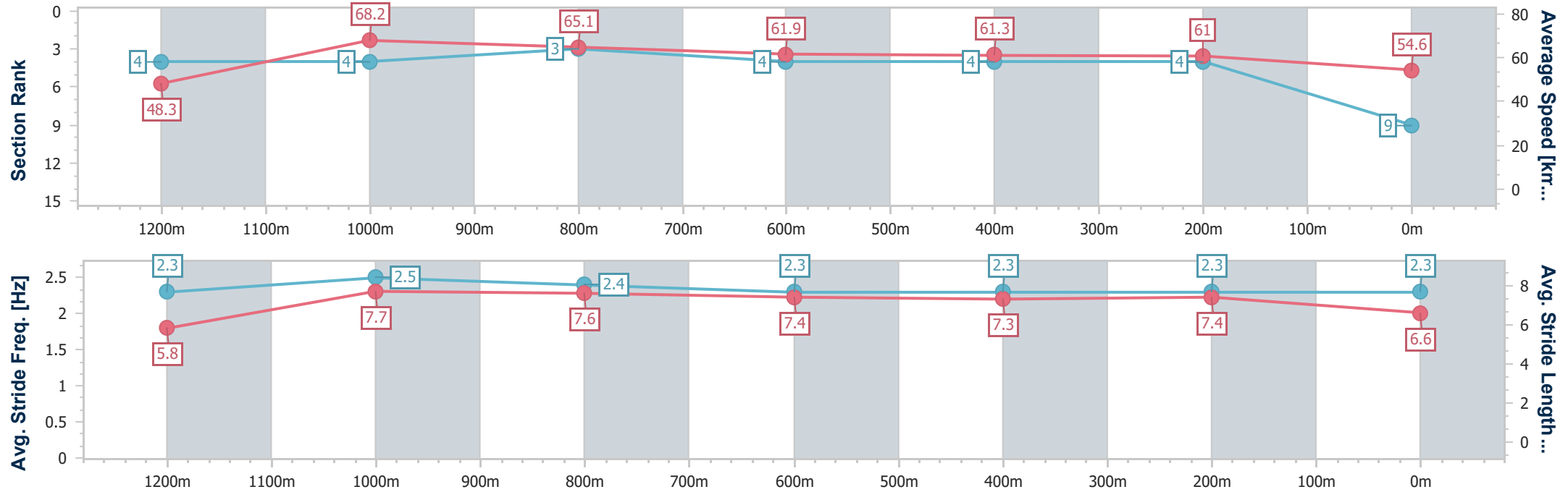


DoombenProfessional
Race 3: TATTERSALL'S TIARA RACEDAY 28 JUNE QTIS Three-
Year-Old Maiden Plate - 1350m
25 June 2025 - 12:45
Track Rating: Soft 5, Weather: Overcast, Rail Position: +6m Entire



BRISBANE
RACING CLUB

Section	Overall	1200m	1000m	800m	600m	400m	200m						
Section Times	1:21.08 [9] (0:11.20)	1:09.88 [4] (0:10.58)	0:59.30 [4] (0:11.00)	0:48.30 [3] (0:11.59)	0:36.71 [4] (0:11.73)	0:24.98 [4] (0:11.76)	0:13.22 [4] (0:13.22)						
Average Speed [km/h]	48.3	68.2	65.1	61.9	61.3	61.0	54.6						
Top Speed [km/h]	67.5	68.5	68.0	62.8	62.4	63.0	59.0						
Avg. Dist. to Rail [m]	1.4	0.2	0.4	0.8	0.4	0.6	0.2						
Avg. Stride Freq. [Hz]	2.3	2.5	2.4	2.3	2.3	2.3	2.3						
Avg. Stride Length [m]	5.8	7.7	7.6	7.4	7.3	7.4	6.6						





Horse/Jockey Name	Flash Drive
Final Rank	10
Fastest Section Time (Section)	0:10.38 (1200m)
Top Speed [km/h] (Section)	70.1 (1200m)
Race State	Finished

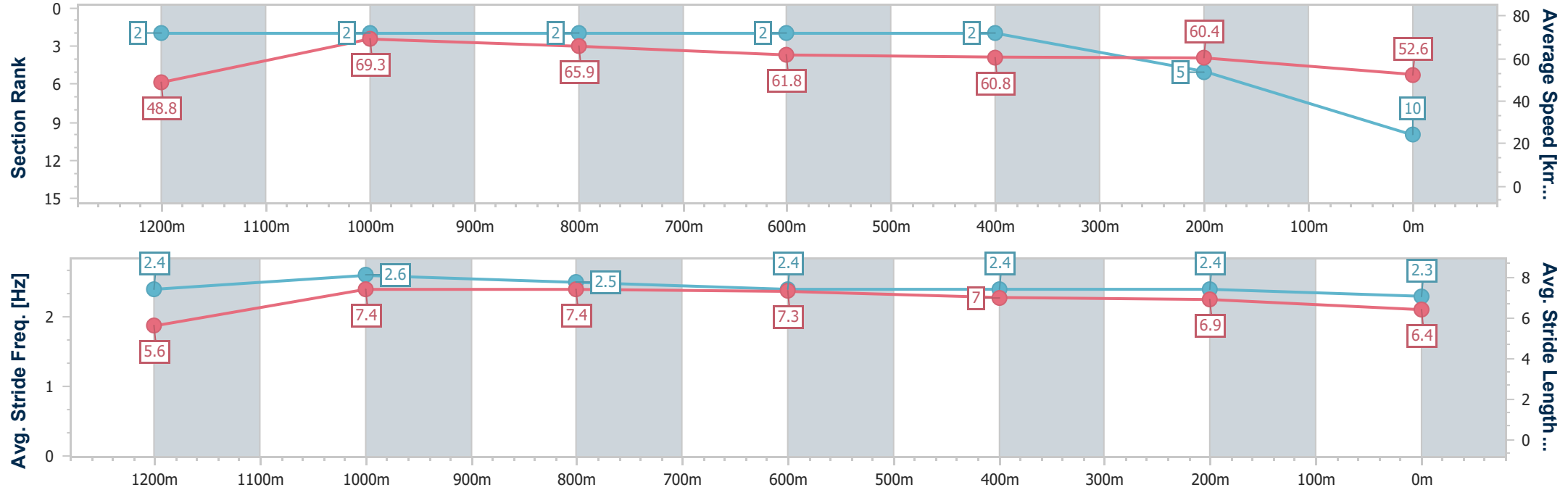


DoombenProfessional
Race 3: TATTERSALL'S TIARA RACEDAY 28 JUNE QTIS Three-
Year-Old Maiden Plate - 1350m
25 June 2025 - 12:45
Track Rating: Soft 5, Weather: Overcast, Rail Position: +6m Entire



BRISBANE
RACING CLUB

Section	Overall	1200m	1000m	800m	600m	400m	200m						
Section Times	1:21.58 [10] (0:11.10)	1:10.48 [2] (0:10.38)	1:00.10 [2] (0:11.06)	0:49.04 [2] (0:11.72)	0:37.32 [2] (0:11.77)	0:25.55 [2] (0:11.85)	0:13.70 [5] (0:13.70)						
Average Speed [km/h]	48.8	69.3	65.9	61.8	60.8	60.4	52.6						
Top Speed [km/h]	69.1	70.1	68.2	64.7	61.8	61.8	56.9						
Avg. Dist. to Rail [m]	9.2	4.9	3.1	1.8	1.1	1.6	0.7						
Avg. Stride Freq. [Hz]	2.4	2.6	2.5	2.4	2.4	2.4	2.3						
Avg. Stride Length [m]	5.6	7.4	7.4	7.3	7.0	6.9	6.4						





DoombenProfessional

Race 4: MULLINS LAWYERS Class 1 Handicap - 1640m

25 June 2025 - 13:18



BRISBANE
RACING CLUB

Track Rating: Soft 5, Weather: Overcast, Rail Position: +6m Entire

Section			Field Times			Overall	1400m	1200m	1000m	800m	600m	400m	Last 600m	
						1:40.40 (0:15.68)	1:24.72 (0:11.31)	1:13.41 (0:11.43)	1:01.98 (0:11.93)	0:50.05 (0:12.78)	0:37.27 (0:12.50)	0:24.77 (0:12.18)	0:37.27	
Rank	TAB	Horse/Jockey	Barrier	Top Speed [km/h]	Fastest Section									Distance Travelled [m]
1	2	LARUSSO	3	65.8	0:11.50	1:40.40 [1]	1:24.42 [5]	1:12.92 [6]	1:01.04 [6]	0:48.89 [7]	0:36.46 [7]	0:24.36 [5]	0:36.46	
		Jake Bayliss		Overall	1400m	(0:15.98)	(0:11.50)	(0:11.88)	(0:12.15)	(0:12.43)	(0:12.10)	(0:11.81)		
2	1	COLLEANO	4	68.3	0:11.31	1:40.43 [2]	1:24.75 [1]	1:13.44 [1]	1:01.75 [2]	0:49.74 [2]	0:37.30 [1]	0:24.80 [1]	0:37.30	-6
		Damien Thornton		Overall	1400m	(0:15.68)	(0:11.31)	(0:11.69)	(0:12.01)	(0:12.44)	(0:12.50)	(0:12.18)		
3	3	LOCH AWE	5	65.4	0:11.13	1:40.68 [3]	1:24.50 [6]	1:13.37 [5]	1:01.73 [4]	0:49.70 [4]	0:37.33 [3]	0:24.70 [4]	0:37.33	-4
		Brandon Lerena		1400m	1400m	(0:16.18)	(0:11.13)	(0:11.64)	(0:12.03)	(0:12.37)	(0:12.63)	(0:12.01)		
4	5	RANGER ENJAY	8	65.7	0:11.20	1:40.89 [4]	1:24.07 [11]	1:12.87 [10]	1:01.09 [10]	0:49.16 [9]	0:36.88 [8]	0:24.70 [8]	0:36.88	-3
		Jag Guthmann-Chester		Overall	1400m	(0:16.82)	(0:11.20)	(0:11.78)	(0:11.93)	(0:12.28)	(0:12.18)	(0:12.05)		
4	12	STAR ANTHEM	2	66.0	0:11.23	1:40.89 [4]	1:24.47 [8]	1:13.24 [7]	1:01.53 [7]	0:49.51 [6]	0:37.17 [5]	0:24.76 [7]	0:37.17	-5
		Georgina Cartwright		Overall	1400m	(0:16.42)	(0:11.23)	(0:11.71)	(0:12.02)	(0:12.34)	(0:12.41)	(0:12.27)		
6	9	PEE BEE NOIR	11	67.2	0:11.53	1:40.98 [6]	1:25.20 [2]	1:13.67 [4]	1:01.86 [5]	0:49.74 [5]	0:37.25 [6]	0:24.92 [6]	0:37.25	+1
		Mark Du Plessis		Overall	1400m	(0:15.78)	(0:11.53)	(0:11.81)	(0:12.12)	(0:12.49)	(0:12.33)	(0:11.98)		
7	7	BLONDE ON BLONDE	6	66.5	0:11.50	1:41.58 [7]	1:25.15 [9]	1:13.65 [9]	1:01.81 [9]	0:49.72 [10]	0:37.30 [10]	0:25.19 [10]	0:37.30	+3
		Andrew Mallyon		Overall	1400m	(0:16.43)	(0:11.50)	(0:11.84)	(0:12.09)	(0:12.42)	(0:12.11)	(0:12.02)		
8	11	OPTIMUS MAXIMUS	10	65.3	0:11.38	1:41.85 [8]	1:25.50 [7]	1:14.12 [8]	1:02.28 [8]	0:50.20 [8]	0:37.82 [9]	0:25.56 [9]	0:37.82	+2
		Tahlia Fenlon		Overall	1400m	(0:16.35)	(0:11.38)	(0:11.84)	(0:12.08)	(0:12.38)	(0:12.26)	(0:12.15)		
9	6	BONFIDELITY	7	65.8	0:11.60	1:43.11 [9]	1:26.55 [10]	1:14.95 [11]	1:02.96 [11]	0:50.73 [11]	0:38.30 [11]	0:25.91 [11]	0:38.30	+0
		Cobi Vitler		Overall	1400m	(0:16.56)	(0:11.60)	(0:11.99)	(0:12.23)	(0:12.43)	(0:12.39)	(0:12.49)		
10	10	VORTEXIA	9	67.3	0:11.20	1:43.33 [10]	1:27.35 [4]	1:16.11 [3]	1:04.91 [1]	0:52.98 [1]	0:40.19 [2]	0:27.43 [2]	0:40.19	+2
		Robbie Dolan		Overall	1200m	(0:15.98)	(0:11.24)	(0:11.20)	(0:11.93)	(0:12.79)	(0:12.76)	(0:12.85)		

Scratched: Frijoles (#13), Hurricane Rosie (#8)

Report Created: Wed 25 June 2025 13:42 GMT+10 (Note: Timing is based on position data)

Page 1/15

[] Ranking at each section and finish
-:-:- No data available at this section
NA No data available

SCN Saddle cloth number
DNF Did not finish
DNT Did not track

data processed by  TRIPLESDATA



DoombenProfessional

Race 4: MULLINS LAWYERS Class 1 Handicap - 1640m

25 June 2025 - 13:18



BRISBANE
RACING CLUB

Track Rating: Soft 5, Weather: Overcast, Rail Position: +6m Entire

Section					Overall	1400m	1200m	1000m	800m	600m	400m	Last 600m		
Field Times					1:40.40 (0:15.68)	1:24.72 (0:11.31)	1:13.41 (0:11.43)	1:01.98 (0:11.93)	0:50.05 (0:12.78)	0:37.27 (0:12.50)	0:24.77 (0:12.18)	0:37.27		
Rank	TAB	Horse/Jockey	Barrier	Top Speed [km/h]	Fastest Section									Distance Travelled [m]
11	4	JILLAROO	1	67.0	0:11.27	1:43.88 [11]	1:28.02 [3]	1:16.75 [2]	1:05.03 [3]	0:52.90 [3]	0:40.45 [4]	0:27.97 [3]	0:40.45	-3
		Angela Jones		Overall	1400m	(0:15.86)	(0:11.27)	(0:11.72)	(0:12.13)	(0:12.45)	(0:12.48)	(0:12.78)		

Scratched: Frijoles (#13), Hurricane Rosie (#8)



DoombenProfessional

Race 4: MULLINS LAWYERS Class 1 Handicap - 1640m

25 June 2025 - 13:18



BRISBANE
RACING CLUB

Track Rating: Soft 5, Weather: Overcast, Rail Position: +6m Entire

Section Field Times				200m 0:12.59 (0:12.59)		Last 600m 0:37.27			
Rank	TAB	Horse/Jockey	Barrier	Top Speed [km/h]	Fastest Section	Margin			Distance Travelled [m]
1	2	LARUSSO	3	65.8	0:11.50	0:12.55 [2]	1:40.40		0:36.46
		Jake Bayliss		Overall	1400m	(0:12.55)			
2	1	COLLEANO	4	68.3	0:11.31	0:12.62 [1]	0.18L		0:37.30 -6
		Damien Thornton		Overall	1400m	(0:12.62)			
3	3	LOCH AWE	5	65.4	0:11.13	0:12.69 [3]	1.63L		0:37.33 -4
		Brandon Lerena		1400m	1400m	(0:12.69)			
4	5	RANGER ENJAY	8	65.7	0:11.20	0:12.65 [5]	2.87L		0:36.88 -3
		Jag Guthmann-Chester		Overall	1400m	(0:12.65)			
4	12	STAR ANTHEM	2	66.0	0:11.23	0:12.49 [6]	2.87L		0:37.17 -5
		Georgina Cartwright		Overall	1400m	(0:12.49)			
6	9	PEE BEE NOIR	11	67.2	0:11.53	0:12.94 [4]	3.37L		0:37.25 +1
		Mark Du Plessis		Overall	1400m	(0:12.94)			
7	7	BLONDE ON BLONDE	6	66.5	0:11.50	0:13.17 [7]	6.94L		0:37.30 +3
		Andrew Mallyon		Overall	1400m	(0:13.17)			
8	11	OPTIMUS MAXIMUS	10	65.3	0:11.38	0:13.41 [8]	8.53L		0:37.82 +2
		Tahlia Fenlon		Overall	1400m	(0:13.41)			
9	6	BONFIDELITY	7	65.8	0:11.60	0:13.42 [11]	15.91L		0:38.30 +0
		Cobi Vitler		Overall	1400m	(0:13.42)			
10	10	VORTEXIA	9	67.3	0:11.20	0:14.58 [10]	17.19L		0:40.19 +2
		Robbie Dolan		Overall	1200m	(0:14.58)			

Scratched: Frijoles (#13), Hurricane Rosie (#8)

Report Created: Wed 25 June 2025 13:42 GMT+10 (Note: Timing is based on position data)

Page 3/15

[] Ranking at each section and finish
-:-:- No data available at this section
NA No data available

SCN Saddle cloth number
DNF Did not finish
DNT Did not track

data processed by  TRIPLESDATA



DoombenProfessional

Race 4: MULLINS LAWYERS Class 1 Handicap - 1640m

25 June 2025 - 13:18



BRISBANE
RACING CLUB

Track Rating: Soft 5, Weather: Overcast, Rail Position: +6m Entire

Section					200m		Last 600m		
Field Times					0:12.59 (0:12.59)		0:37.27		
Rank	TAB	Horse/Jockey	Barrier	Top Speed [km/h]	Fastest Section	Margin	Distance Travelled [m]		
11	4	JILLAROO	1	67.0	0:11.27	0:15.19 [9]	20.43L	0:40.45	-3
		Angela Jones		Overall	1400m	(0:15.19)			

Scratched: Frijoles (#13), Hurricane Rosie (#8)



Horse/Jockey Name	Larusso
Final Rank	1
Fastest Section Time (Section)	0:11.50 (1400m)
Top Speed [km/h] (Section)	65.8 (Overall)
Race State	Finished



DoombenProfessional
Race 4: MULLINS LAWYERS Class 1 Handicap - 1640m

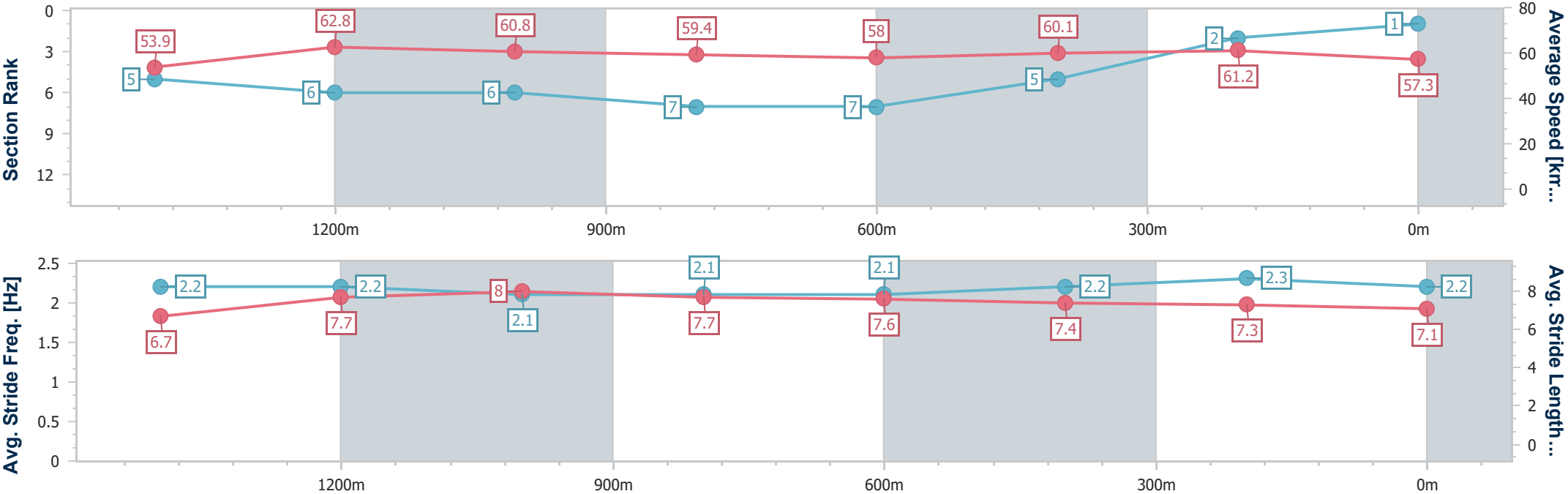
25 June 2025 - 13:18

Track Rating: Soft 5, Weather: Overcast, Rail Position: +6m Entire



BRISBANE
RACING CLUB

Section	Overall	1400m	1200m	1000m	800m	600m	400m	200m					
Section Times	1:40.40 [1] (0:15.98)	1:24.42 [5] (0:11.50)	1:12.92 [6] (0:11.88)	1:01.04 [6] (0:12.15)	0:48.89 [7] (0:12.43)	0:36.46 [7] (0:12.10)	0:24.36 [5] (0:11.81)	0:12.55 [2] (0:12.55)					
Average Speed [km/h]	53.9	62.8	60.8	59.4	58.0	60.1	61.2	57.3					
Top Speed [km/h]	65.8	64.5	61.9	60.1	59.1	61.3	62.2	59.9					
Avg. Dist. to Rail [m]	0.5	0.6	1.1	1.3	0.6	1.3	2.1	0.6					
Avg. Stride Freq. [Hz]	2.2	2.2	2.1	2.1	2.1	2.2	2.3	2.2					
Avg. Stride Length [m]	6.7	7.7	8.0	7.7	7.6	7.4	7.3	7.1					





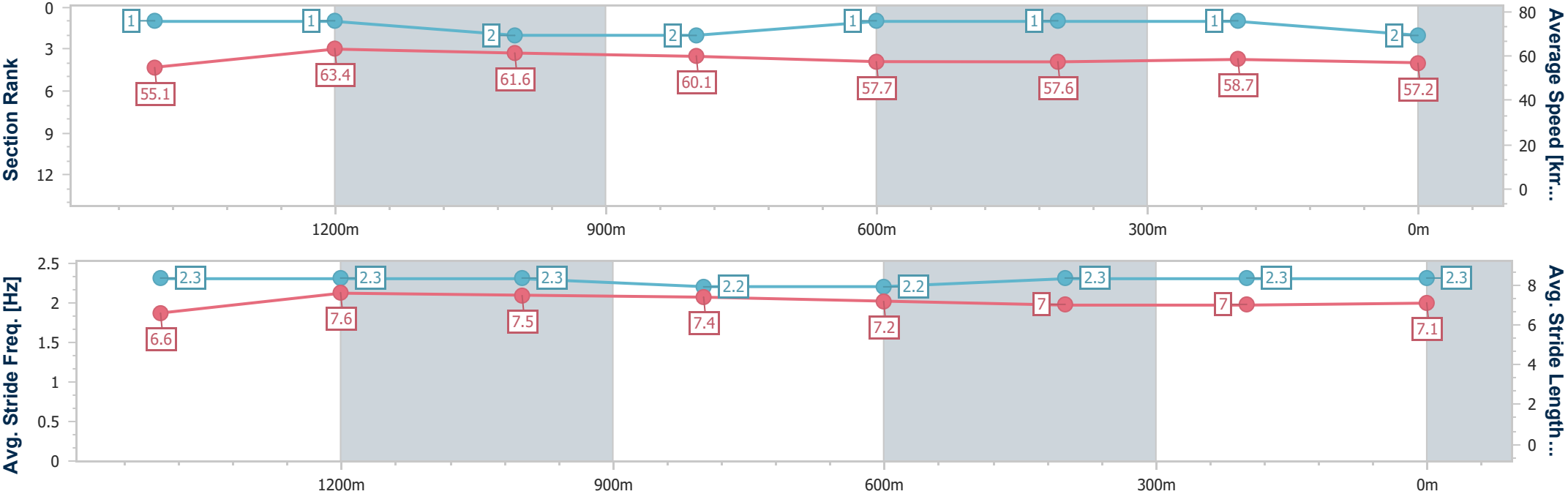
Horse/Jockey Name	Colleano
Final Rank	2
Fastest Section Time (Section)	0:11.31 (1400m)
Top Speed [km/h] (Section)	68.3 (Overall)
Race State	Finished



DoombenProfessional
Race 4: MULLINS LAWYERS Class 1 Handicap - 1640m
25 June 2025 - 13:18
Track Rating: Soft 5, Weather: Overcast, Rail Position: +6m Entire



Section	Overall	1400m	1200m	1000m	800m	600m	400m	200m					
Section Times	1:40.43 [2] (0:15.68)	1:24.75 [1] (0:11.31)	1:13.44 [1] (0:11.69)	1:01.75 [2] (0:12.01)	0:49.74 [2] (0:12.44)	0:37.30 [1] (0:12.50)	0:24.80 [1] (0:12.18)	0:12.62 [1] (0:12.62)					
Average Speed [km/h]	55.1	63.4	61.6	60.1	57.7	57.6	58.7	57.2					
Top Speed [km/h]	68.3	65.6	62.1	61.0	58.4	57.9	60.6	59.4					
Avg. Dist. to Rail [m]	0.9	0.4	0.5	0.6	0.1	0.5	1.7	1.4					
Avg. Stride Freq. [Hz]	2.3	2.3	2.3	2.2	2.2	2.3	2.3	2.3					
Avg. Stride Length [m]	6.6	7.6	7.5	7.4	7.2	7.0	7.0	7.1					



[] Ranking at each section and finish
- - - - No data available at this section
NA No data available



Horse/Jockey Name	Loch Awe
Final Rank	3
Fastest Section Time (Section)	0:11.13 (1400m)
Top Speed [km/h] (Section)	65.4 (1400m)
Race State	Finished



DoombenProfessional
Race 4: MULLINS LAWYERS Class 1 Handicap - 1640m

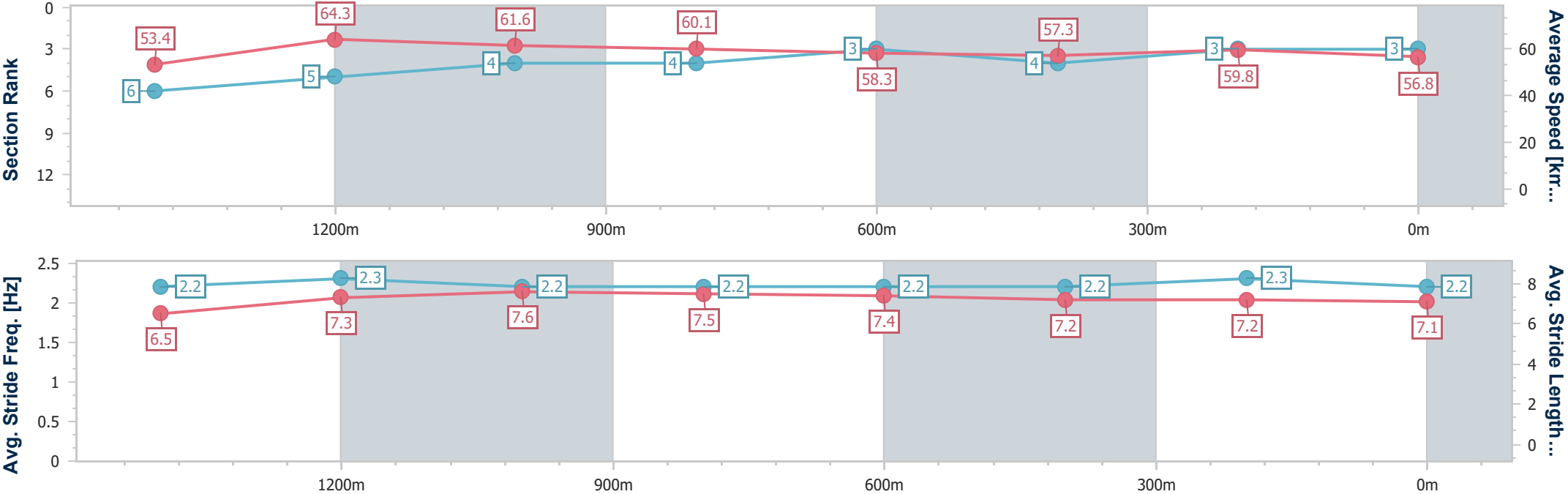
25 June 2025 - 13:18

Track Rating: Soft 5, Weather: Overcast, Rail Position: +6m Entire



BRISBANE
RACING CLUB

Section	Overall	1400m	1200m	1000m	800m	600m	400m	200m					
Section Times	1:40.68 [3] (0:16.18)	1:24.50 [6] (0:11.13)	1:13.37 [5] (0:11.64)	1:01.73 [4] (0:12.03)	0:49.70 [4] (0:12.37)	0:37.33 [3] (0:12.63)	0:24.70 [4] (0:12.01)	0:12.69 [3] (0:12.69)					
Average Speed [km/h]	53.4	64.3	61.6	60.1	58.3	57.3	59.8	56.8					
Top Speed [km/h]	65.1	65.4	63.2	60.9	59.5	57.8	61.3	59.8					
Avg. Dist. to Rail [m]	1.9	1.0	0.2	0.2	0.9	0.5	0.9	0.6					
Avg. Stride Freq. [Hz]	2.2	2.3	2.2	2.2	2.2	2.2	2.3	2.2					
Avg. Stride Length [m]	6.5	7.3	7.6	7.5	7.4	7.2	7.2	7.1					





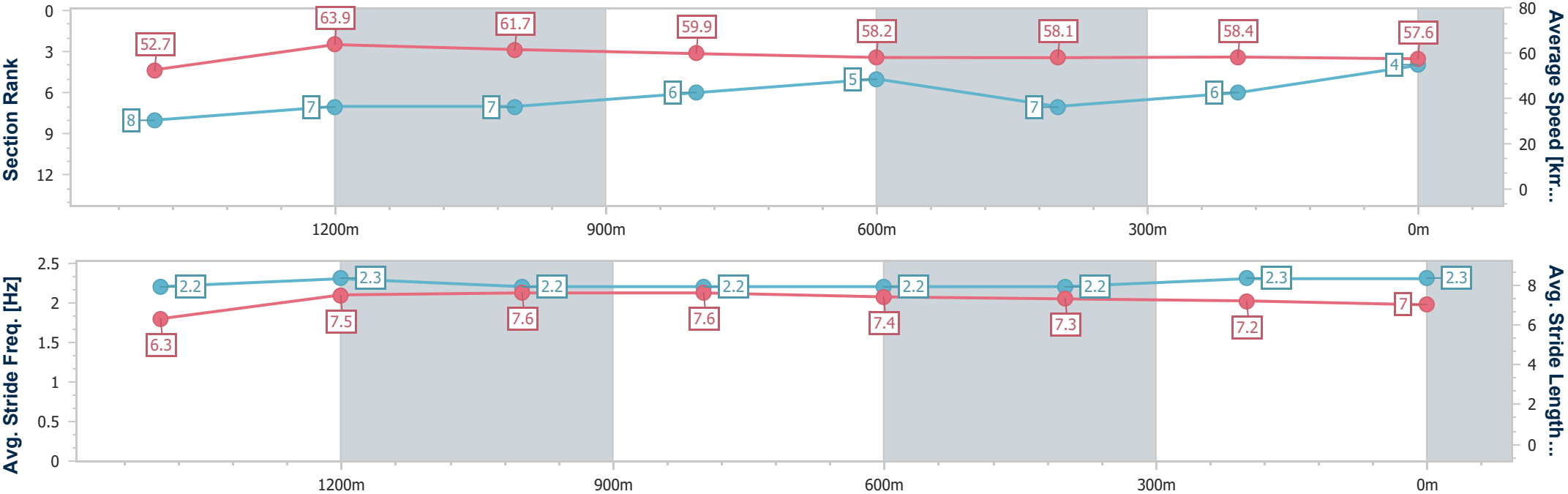
Horse/Jockey Name	Star Anthem
Final Rank	4
Fastest Section Time (Section)	0:11.23 (1400m)
Top Speed [km/h] (Section)	66.0 (Overall)
Race State	Finished



DoombenProfessional
Race 4: MULLINS LAWYERS Class 1 Handicap - 1640m
25 June 2025 - 13:18
Track Rating: Soft 5, Weather: Overcast, Rail Position: +6m Entire



Section	Overall	1400m	1200m	1000m	800m	600m	400m	200m					
Section Times	1:40.89 [4] (0:16.42)	1:24.47 [8] (0:11.23)	1:13.24 [7] (0:11.71)	1:01.53 [7] (0:12.02)	0:49.51 [6] (0:12.34)	0:37.17 [5] (0:12.41)	0:24.76 [7] (0:12.27)	0:12.49 [6] (0:12.49)					
Average Speed [km/h]	52.7	63.9	61.7	59.9	58.2	58.1	58.4	57.6					
Top Speed [km/h]	66.0	65.2	62.9	61.0	59.0	58.9	59.8	59.3					
Avg. Dist. to Rail [m]	0.7	0.3	0.4	0.2	0.1	0.4	0.3	0.3					
Avg. Stride Freq. [Hz]	2.2	2.3	2.2	2.2	2.2	2.2	2.3	2.3					
Avg. Stride Length [m]	6.3	7.5	7.6	7.6	7.4	7.3	7.2	7.0					





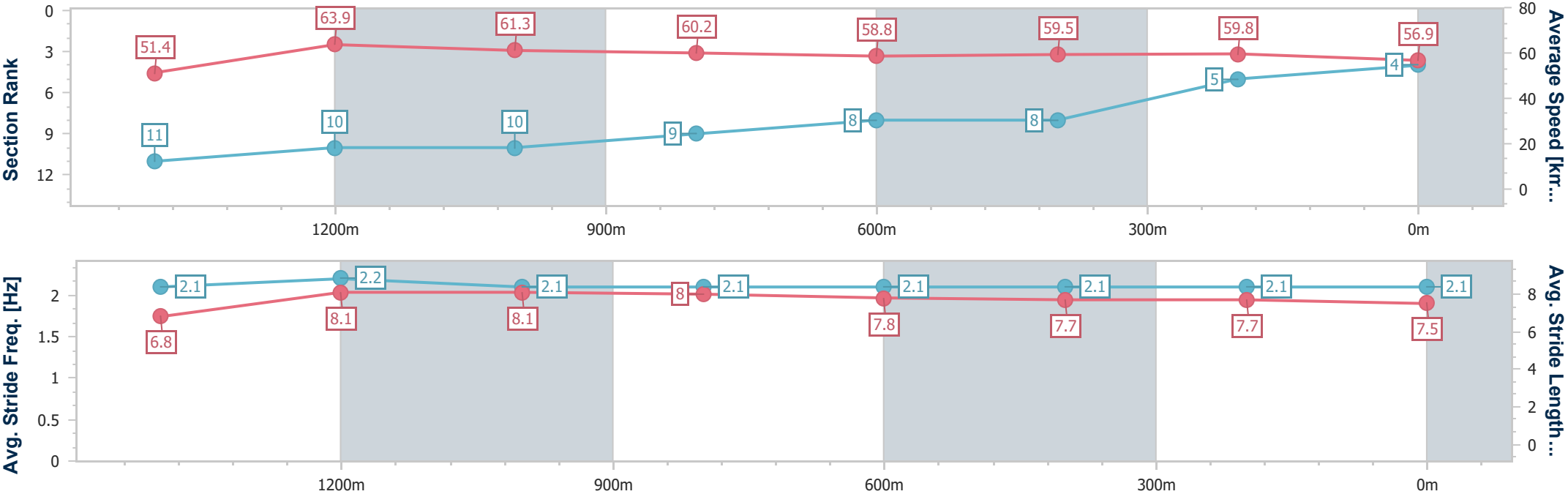
Horse/Jockey Name	Ranger Enjay
Final Rank	4
Fastest Section Time (Section)	0:11.20 (1400m)
Top Speed [km/h] (Section)	65.7 (Overall)
Race State	Finished



DoombenProfessional
Race 4: MULLINS LAWYERS Class 1 Handicap - 1640m
25 June 2025 - 13:18
Track Rating: Soft 5, Weather: Overcast, Rail Position: +6m Entire



Section	Overall	1400m	1200m	1000m	800m	600m	400m	200m					
Section Times	1:40.89 [4] (0:16.82)	1:24.07 [11] (0:11.20)	1:12.87 [10] (0:11.78)	1:01.09 [10] (0:11.93)	0:49.16 [9] (0:12.28)	0:36.88 [8] (0:12.18)	0:24.70 [8] (0:12.05)	0:12.65 [5] (0:12.65)					
Average Speed [km/h]	51.4	63.9	61.3	60.2	58.8	59.5	59.8	56.9					
Top Speed [km/h]	65.7	65.3	62.0	61.0	59.4	60.5	60.9	59.8					
Avg. Dist. to Rail [m]	3.6	0.6	0.3	0.1	0.4	0.7	2.8	3.9					
Avg. Stride Freq. [Hz]	2.1	2.2	2.1	2.1	2.1	2.1	2.1	2.1					
Avg. Stride Length [m]	6.8	8.1	8.1	8.0	7.8	7.7	7.7	7.5					





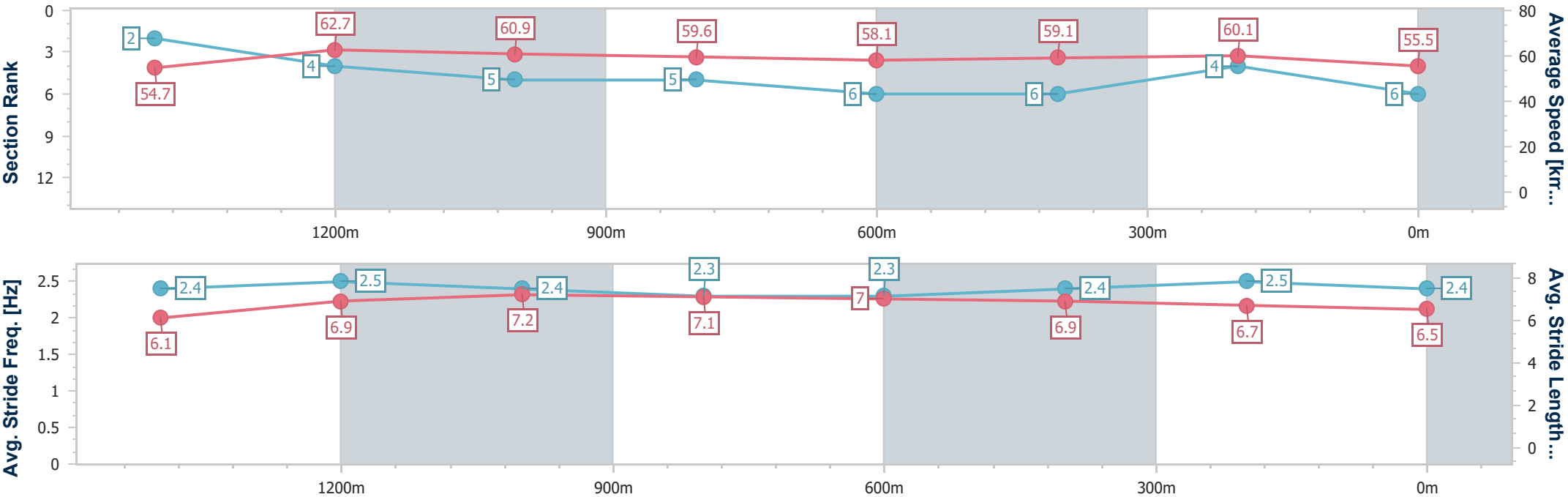
Horse/Jockey Name	Pee Bee Noir
Final Rank	6
Fastest Section Time (Section)	0:11.53 (1400m)
Top Speed [km/h] (Section)	67.2 (Overall)
Race State	Finished



DoombenProfessional
Race 4: MULLINS LAWYERS Class 1 Handicap - 1640m
25 June 2025 - 13:18
Track Rating: Soft 5, Weather: Overcast, Rail Position: +6m Entire



Section	Overall	1400m	1200m	1000m	800m	600m	400m	200m					
Section Times	1:40.98 [6] (0:15.78)	1:25.20 [2] (0:11.53)	1:13.67 [4] (0:11.81)	1:01.86 [5] (0:12.12)	0:49.74 [5] (0:12.49)	0:37.25 [6] (0:12.33)	0:24.92 [6] (0:11.98)	0:12.94 [4] (0:12.94)					
Average Speed [km/h]	54.7	62.7	60.9	59.6	58.1	59.1	60.1	55.5					
Top Speed [km/h]	67.2	64.5	62.3	60.5	58.6	59.8	61.0	58.6					
Avg. Dist. to Rail [m]	6.3	0.6	1.0	1.2	1.3	1.8	1.8	1.5					
Avg. Stride Freq. [Hz]	2.4	2.5	2.4	2.3	2.3	2.4	2.5	2.4					
Avg. Stride Length [m]	6.1	6.9	7.2	7.1	7.0	6.9	6.7	6.5					





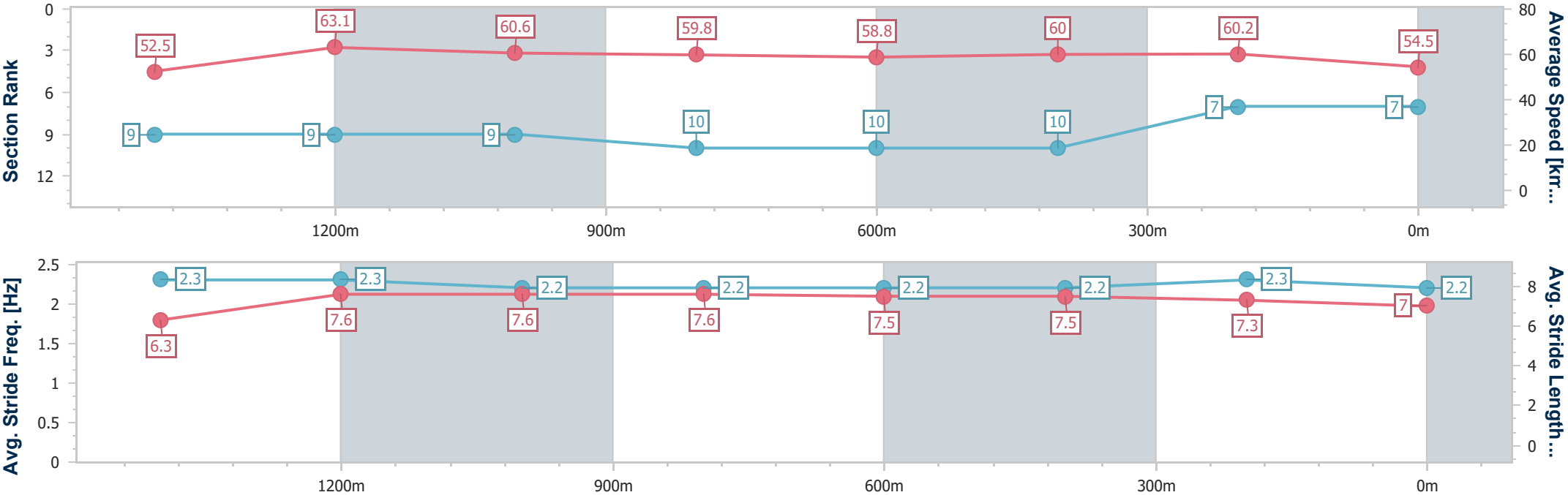
Horse/Jockey Name	Blonde On Blonde
Final Rank	7
Fastest Section Time (Section)	0:11.50 (1400m)
Top Speed [km/h] (Section)	66.5 (Overall)
Race State	Finished



DoombenProfessional
Race 4: MULLINS LAWYERS Class 1 Handicap - 1640m
25 June 2025 - 13:18
Track Rating: Soft 5, Weather: Overcast, Rail Position: +6m Entire



Section	Overall	1400m	1200m	1000m	800m	600m	400m	200m					
Section Times	1:41.58 [7] (0:16.43)	1:25.15 [9] (0:11.50)	1:13.65 [9] (0:11.84)	1:01.81 [9] (0:12.09)	0:49.72 [10] (0:12.42)	0:37.30 [10] (0:12.11)	0:25.19 [10] (0:12.02)	0:13.17 [7] (0:13.17)					
Average Speed [km/h]	52.5	63.1	60.6	59.8	58.8	60.0	60.2	54.5					
Top Speed [km/h]	66.5	64.0	61.3	61.3	60.9	60.6	61.1	58.9					
Avg. Dist. to Rail [m]	2.6	0.6	1.1	1.5	2.3	2.1	2.8	3.6					
Avg. Stride Freq. [Hz]	2.3	2.3	2.2	2.2	2.2	2.2	2.3	2.2					
Avg. Stride Length [m]	6.3	7.6	7.6	7.6	7.5	7.5	7.3	7.0					





Horse/Jockey Name	Optimus Maximus
Final Rank	8
Fastest Section Time (Section)	0:11.38 (1400m)
Top Speed [km/h] (Section)	65.3 (Overall)
Race State	Finished



DoombenProfessional
Race 4: MULLINS LAWYERS Class 1 Handicap - 1640m

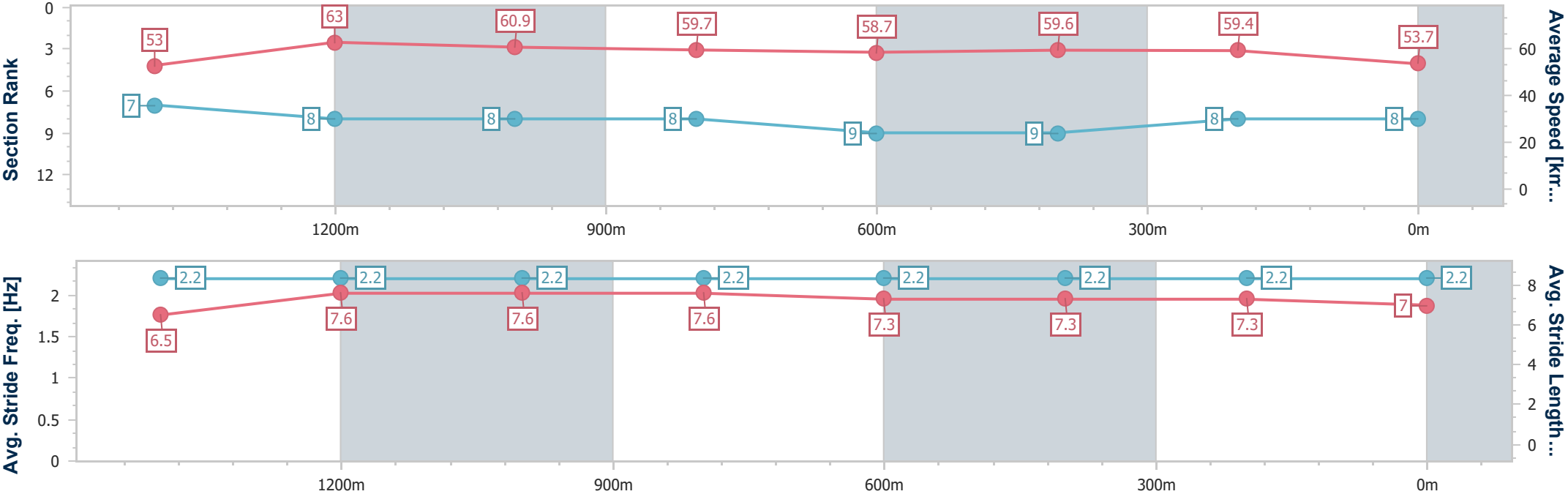
25 June 2025 - 13:18

Track Rating: Soft 5, Weather: Overcast, Rail Position: +6m Entire



BRISBANE
RACING CLUB

Section	Overall	1400m	1200m	1000m	800m	600m	400m	200m					
Section Times	1:41.85 [8] (0:16.35)	1:25.50 [7] (0:11.38)	1:14.12 [8] (0:11.84)	1:02.28 [8] (0:12.08)	0:50.20 [8] (0:12.38)	0:37.82 [9] (0:12.26)	0:25.56 [9] (0:12.15)	0:13.41 [8] (0:13.41)					
Average Speed [km/h]	53.0	63.0	60.9	59.7	58.7	59.6	59.4	53.7					
Top Speed [km/h]	65.3	65.1	61.3	60.6	60.3	60.5	60.3	57.5					
Avg. Dist. to Rail [m]	5.5	0.5	0.2	0.5	1.8	2.8	4.1	4.8					
Avg. Stride Freq. [Hz]	2.2	2.2	2.2	2.2	2.2	2.2	2.2	2.2					
Avg. Stride Length [m]	6.5	7.6	7.6	7.6	7.3	7.3	7.3	7.0					





Horse/Jockey Name	Bonfidelity
Final Rank	9
Fastest Section Time (Section)	0:11.60 (1400m)
Top Speed [km/h] (Section)	65.8 (Overall)
Race State	Finished



DoombenProfessional
Race 4: MULLINS LAWYERS Class 1 Handicap - 1640m

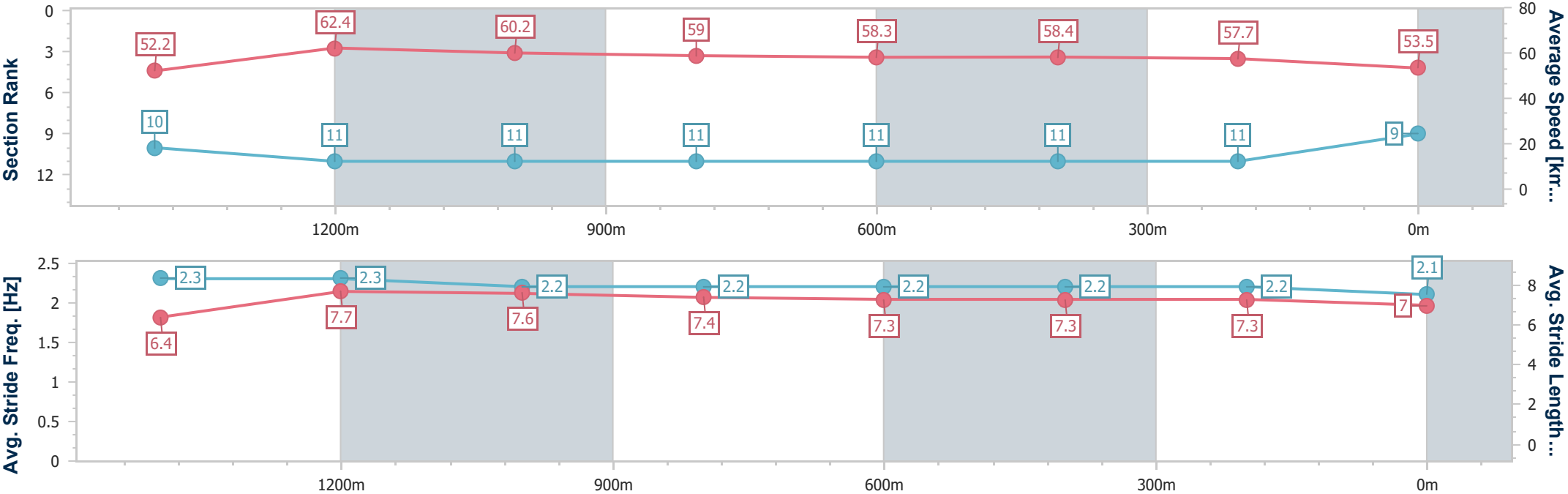
25 June 2025 - 13:18

Track Rating: Soft 5, Weather: Overcast, Rail Position: +6m Entire



BRISBANE
RACING CLUB

Section	Overall	1400m	1200m	1000m	800m	600m	400m	200m					
Section Times	1:43.11 [9] (0:16.56)	1:26.55 [10] (0:11.60)	1:14.95 [11] (0:11.99)	1:02.96 [11] (0:12.23)	0:50.73 [11] (0:12.43)	0:38.30 [11] (0:12.39)	0:25.91 [11] (0:12.49)	0:13.42 [11] (0:13.42)					
Average Speed [km/h]	52.2	62.4	60.2	59.0	58.3	58.4	57.7	53.5					
Top Speed [km/h]	65.8	64.3	61.3	61.1	60.1	59.4	59.8	56.1					
Avg. Dist. to Rail [m]	3.1	1.2	1.3	1.5	1.3	0.8	0.3	0.4					
Avg. Stride Freq. [Hz]	2.3	2.3	2.2	2.2	2.2	2.2	2.2	2.1					
Avg. Stride Length [m]	6.4	7.7	7.6	7.4	7.3	7.3	7.3	7.0					





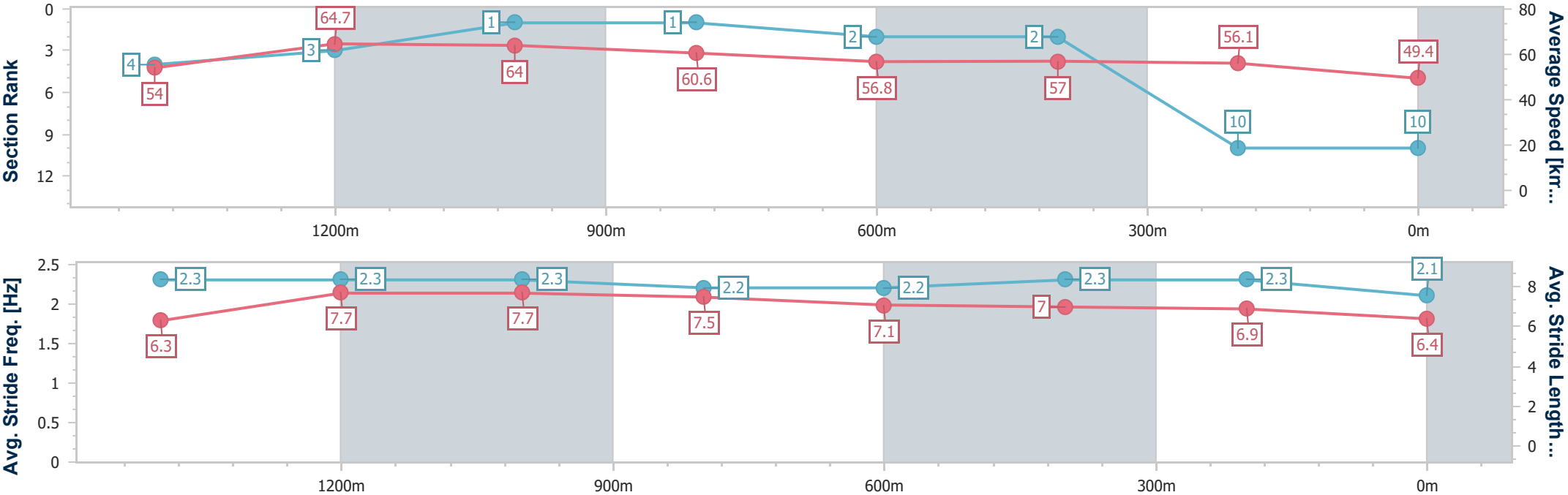
Horse/Jockey Name	Vortexia
Final Rank	10
Fastest Section Time (Section)	0:11.20 (1200m)
Top Speed [km/h] (Section)	67.3 (Overall)
Race State	Finished



DoombenProfessional
Race 4: MULLINS LAWYERS Class 1 Handicap - 1640m
25 June 2025 - 13:18
Track Rating: Soft 5, Weather: Overcast, Rail Position: +6m Entire



Section	Overall	1400m	1200m	1000m	800m	600m	400m	200m					
Section Times	1:43.33 [10] (0:15.98)	1:27.35 [4] (0:11.24)	1:16.11 [3] (0:11.20)	1:04.91 [1] (0:11.93)	0:52.98 [1] (0:12.79)	0:40.19 [2] (0:12.76)	0:27.43 [2] (0:12.85)	0:14.58 [10] (0:14.58)					
Average Speed [km/h]	54.0	64.7	64.0	60.6	56.8	57.0	56.1	49.4					
Top Speed [km/h]	67.3	65.7	64.9	62.9	58.3	57.6	57.6	53.2					
Avg. Dist. to Rail [m]	4.3	1.2	1.6	0.6	2.5	1.9	0.5	0.7					
Avg. Stride Freq. [Hz]	2.3	2.3	2.3	2.2	2.2	2.3	2.3	2.1					
Avg. Stride Length [m]	6.3	7.7	7.7	7.5	7.1	7.0	6.9	6.4					





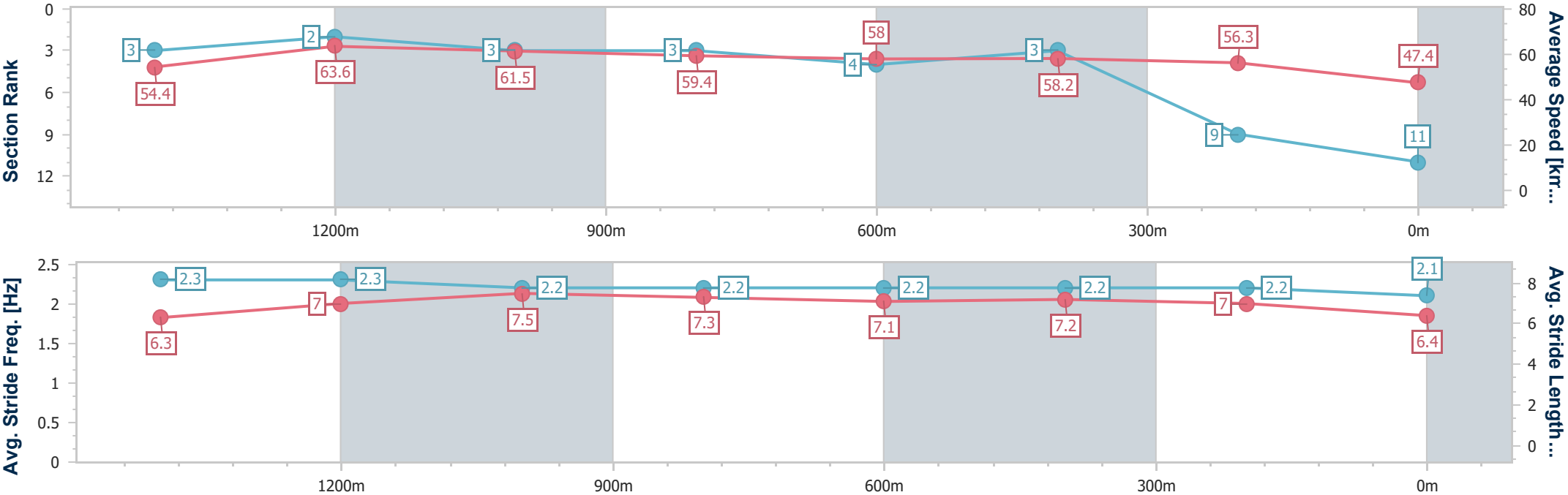
Horse/Jockey Name	Jillaroo
Final Rank	11
Fastest Section Time (Section)	0:11.27 (1400m)
Top Speed [km/h] (Section)	67.0 (Overall)
Race State	Finished



DoombenProfessional
Race 4: MULLINS LAWYERS Class 1 Handicap - 1640m
25 June 2025 - 13:18
Track Rating: Soft 5, Weather: Overcast, Rail Position: +6m Entire



Section	Overall	1400m	1200m	1000m	800m	600m	400m	200m					
Section Times	1:43.88 [11] (0:15.86)	1:28.02 [3] (0:11.27)	1:16.75 [2] (0:11.72)	1:05.03 [3] (0:12.13)	0:52.90 [3] (0:12.45)	0:40.45 [4] (0:12.48)	0:27.97 [3] (0:12.78)	0:15.19 [9] (0:15.19)					
Average Speed [km/h]	54.4	63.6	61.5	59.4	58.0	58.2	56.3	47.4					
Top Speed [km/h]	67.0	64.9	62.7	60.7	58.7	58.4	57.8	54.3					
Avg. Dist. to Rail [m]	1.1	0.9	0.4	0.7	0.9	1.2	1.9	2.5					
Avg. Stride Freq. [Hz]	2.3	2.3	2.2	2.2	2.2	2.2	2.2	2.1					
Avg. Stride Length [m]	6.3	7.0	7.5	7.3	7.1	7.2	7.0	6.4					





DoombenProfessional
Race 5: QCF CHARITY RACEDAY 19 JULY BENCHMARK 85 Handicap - 1640m

25 June 2025 - 13:53



BRISBANE
RACING CLUB

Track Rating: Soft 5, Weather: Overcast, Rail Position: +6m Entire

Section						Overall	1400m	1200m	1000m	800m	600m	400m	Last 600m		
Field Times						1:38.70 (0:15.87)	1:22.83 (0:11.05)	1:11.78 (0:11.58)	1:00.20 (0:11.94)	0:48.26 (0:11.90)	0:36.36 (0:11.90)	0:24.46 (0:11.87)	0:36.36		
Rank	TAB	Horse/Jockey	Barrier	Top Speed [km/h]	Fastest Section									Distance Travelled [m]	
1	5	EAGLEMONT	2	65.8	0:11.16	1:38.70 [1]	1:22.48 [4]	1:11.32 [4]	0:59.92 [5]	0:47.98 [4]	0:35.99 [5]	0:24.23 [3]	0:35.99		
		Andrew Mallyon		1400m	1400m	(0:16.22)	(0:11.16)	(0:11.40)	(0:11.94)	(0:11.99)	(0:11.76)	(0:11.67)			
2	2	MISSISSIPPI PRINCE	9	66.4	0:11.12	1:38.77 [2]	1:22.90 [1]	1:11.78 [2]	1:00.20 [2]	0:48.28 [2]	0:36.32 [2]	0:24.49 [2]	0:36.32 +3		
		Cody Collis		1400m	1400m	(0:15.87)	(0:11.12)	(0:11.58)	(0:11.92)	(0:11.96)	(0:11.83)	(0:11.83)			
3	4	ZOOLOGY	1	65.0	0:11.15	1:38.89 [3]	1:22.74 [3]	1:11.59 [3]	1:00.13 [3]	0:48.20 [3]	0:36.21 [4]	0:24.37 [4]	0:36.21 -6		
		Mark Du Plessis		1400m	1400m	(0:16.15)	(0:11.15)	(0:11.46)	(0:11.93)	(0:11.99)	(0:11.84)	(0:11.81)			
4	9	NERANO	3	66.9	0:10.96	1:39.00 [4]	1:23.04 [2]	1:12.08 [1]	1:00.50 [1]	0:48.56 [1]	0:36.66 [1]	0:24.76 [1]	0:36.66 -9		
		Angela Jones		Overall	1400m	(0:15.96)	(0:10.96)	(0:11.58)	(0:11.94)	(0:11.90)	(0:11.90)	(0:12.00)			
5	3	TAPILDOODLEDO	8	66.4	0:11.15	1:39.28 [5]	1:22.29 [9]	1:11.01 [8]	0:59.86 [8]	0:47.90 [8]	0:35.98 [8]	0:24.16 [8]	0:35.98 +3		
		Justin Huxtable		1200m	1200m	(0:16.99)	(0:11.28)	(0:11.15)	(0:11.96)	(0:11.92)	(0:11.82)	(0:11.76)			
6	8	ARIZONA DREAMING	7	65.5	0:11.16	1:39.42 [6]	1:22.94 [6]	1:11.78 [6]	1:00.40 [6]	0:48.40 [6]	0:36.45 [7]	0:24.51 [7]	0:36.45 -1		
		Dale Smith		1400m	1400m	(0:16.48)	(0:11.16)	(0:11.38)	(0:12.00)	(0:11.95)	(0:11.94)	(0:11.82)			
7	6	OCTOBER	6	66.9	0:11.19	1:39.79 [7]	1:23.49 [5]	1:12.30 [5]	1:01.01 [4]	0:49.07 [4]	0:37.13 [3]	0:25.12 [5]	0:37.13 +4		
		Emily Lang		1400m	1400m	(0:16.30)	(0:11.19)	(0:11.29)	(0:11.94)	(0:11.94)	(0:12.01)	(0:12.21)			
8	1	COIN TOSS	10	67.3	0:11.04	1:39.91 [8]	1:22.54 [10]	1:11.35 [10]	1:00.31 [9]	0:48.32 [10]	0:36.29 [9]	0:24.35 [9]	0:36.29 +4		
		Corey Sutherland		1200m	1200m	(0:17.37)	(0:11.19)	(0:11.04)	(0:11.99)	(0:12.03)	(0:11.94)	(0:11.77)			
9	10	SILVER WARRIOR	5	66.9	0:11.12	1:40.04 [9]	1:23.40 [7]	1:12.28 [7]	1:00.84 [7]	0:48.90 [7]	0:37.09 [6]	0:25.20 [6]	0:37.09 -6		
		Madeleine Wishart		1400m	1400m	(0:16.64)	(0:11.12)	(0:11.44)	(0:11.94)	(0:11.81)	(0:11.89)	(0:12.11)			
10	11	CLASSIQUE GAL	4	65.1	0:11.24	1:40.49 [10]	1:23.51 [8]	1:12.07 [9]	1:00.83 [10]	0:48.93 [9]	0:36.81 [10]	0:24.87 [10]	0:36.81 -4		
		Ron Stewart		1200m	1200m	(0:16.98)	(0:11.44)	(0:11.24)	(0:11.90)	(0:12.12)	(0:11.94)	(0:11.83)			

Scratched: Captain Fenkel (#7)

Report Created: Wed 25 June 2025 14:04 GMT+10 (Note: Timing is based on position data)

Page 1/12

[] Ranking at each section and finish
-:-:- No data available at this section
NA No data available

SCN Saddle cloth number
DNF Did not finish
DNT Did not track

data processed by  TRIPLESDATA



DoombenProfessional
Race 5: QCF CHARITY RACEDAY 19 JULY BENCHMARK 85 Handicap - 1640m

25 June 2025 - 13:53



Track Rating: Soft 5, Weather: Overcast, Rail Position: +6m Entire

Section		200m		Last 600m			
Field Times		0:12.59 (0:12.59)		0:36.36			
Rank	TAB Horse/Jockey	Barrier	Top Speed [km/h]	Fastest Section	Margin	Distance Travelled [m]	
1	5 EAGLEMONT	2	65.8	0:11.16	0:12.56 [2]	1:38.70	0:35.99
	Andrew Mallyon		1400m	1400m	(0:12.56)		
2	2 MISSISSIPPI PRINCE	9	66.4	0:11.12	0:12.66 [1]	0.38L	0:36.32 +3
	Cody Collis		1400m	1400m	(0:12.66)		
3	4 ZOOLOGY	1	65.0	0:11.15	0:12.56 [4]	1.12L	0:36.21 -6
	Mark Du Plessis		1400m	1400m	(0:12.56)		
4	9 NERANO	3	66.9	0:10.96	0:12.76 [3]	1.74L	0:36.66 -9
	Angela Jones		Overall	1400m	(0:12.76)		
5	3 TAPILDOODLEDO	8	66.4	0:11.15	0:12.40 [6]	3.4L	0:35.98 +3
	Justin Huxtable		1200m	1200m	(0:12.40)		
6	8 ARIZONA DREAMING	7	65.5	0:11.16	0:12.69 [5]	4.23L	0:36.45 -1
	Dale Smith		1400m	1400m	(0:12.69)		
7	6 OCTOBER	6	66.9	0:11.19	0:12.91 [6]	6.36L	0:37.13 +4
	Emily Lang		1400m	1400m	(0:12.91)		
8	1 COIN TOSS	10	67.3	0:11.04	0:12.58 [9]	7.11L	0:36.29 +4
	Corey Sutherland		1200m	1200m	(0:12.58)		
9	10 SILVER WARRIOR	5	66.9	0:11.12	0:13.09 [8]	7.86L	0:37.09 -6
	Madeleine Wishart		1400m	1400m	(0:13.09)		
10	11 CLASSIQUE GAL	4	65.1	0:11.24	0:13.04 [10]	10.5L	0:36.81 -4
	Ron Stewart		1200m	1200m	(0:13.04)		

Scratched: Captain Fenkel (#7)

Report Created: Wed 25 June 2025 14:04 GMT+10 (Note: Timing is based on position data)

Page 2/12

[] Ranking at each section and finish
-:-:- No data available at this section
NA No data available

SCN Saddle cloth number
DNF Did not finish
DNT Did not track

data processed by  TRIPLESDATA



Horse/Jockey Name	Eaglemont
Final Rank	1
Fastest Section Time (Section)	0:11.16 (1400m)
Top Speed [km/h] (Section)	65.8 (1400m)
Race State	Finished



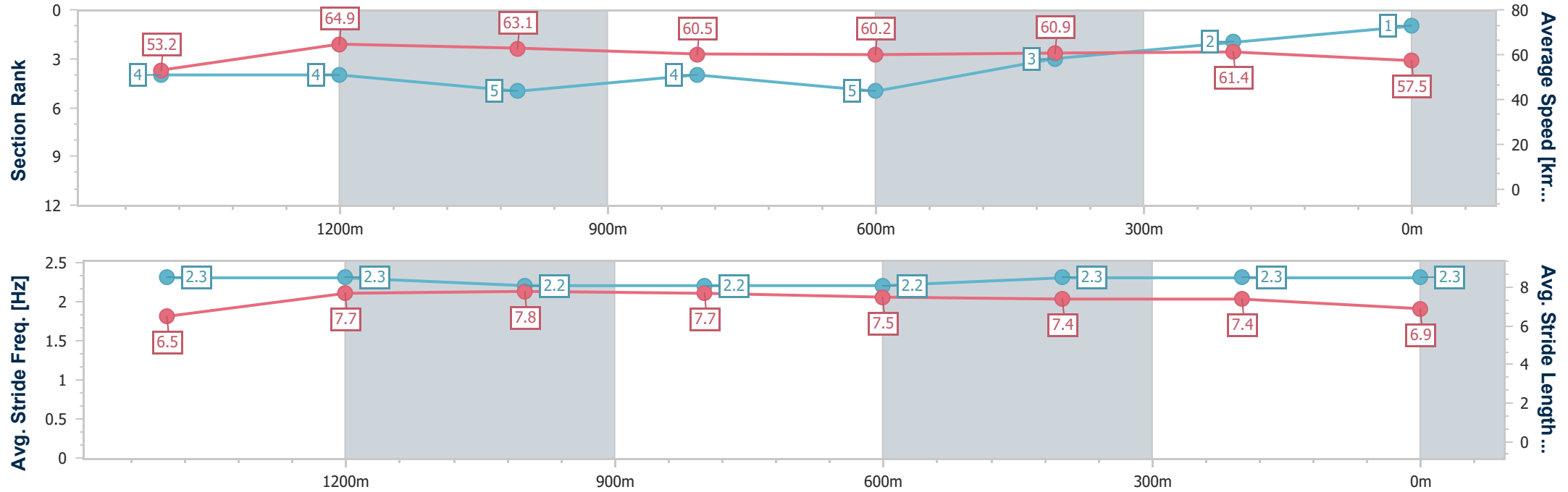
DoombenProfessional
Race 5: QCF CHARITY RACEDAY 19 JULY BENCHMARK 85
Handicap - 1640m
25 June 2025 - 13:53



BRISBANE
RACING CLUB

Track Rating: Soft 5, Weather: Overcast, Rail Position: +6m Entire

Section	Overall	1400m	1200m	1000m	800m	600m	400m	200m					
Section Times	1:38.70 [1] (0:16.22)	1:22.48 [4] (0:11.16)	1:11.32 [4] (0:11.40)	0:59.92 [5] (0:11.94)	0:47.98 [4] (0:11.99)	0:35.99 [5] (0:11.76)	0:24.23 [3] (0:11.67)	0:12.56 [2] (0:12.56)					
Average Speed [km/h]	53.2	64.9	63.1	60.5	60.2	60.9	61.4	57.5					
Top Speed [km/h]	65.4	65.8	64.8	61.4	61.1	62.6	62.8	60.4					
Avg. Dist. to Rail [m]	1.0	1.1	2.3	1.1	0.6	0.9	1.9	4.9					
Avg. Stride Freq. [Hz]	2.3	2.3	2.2	2.2	2.2	2.3	2.3	2.3					
Avg. Stride Length [m]	6.5	7.7	7.8	7.7	7.5	7.4	7.4	6.9					





Horse/Jockey Name	Mississippi Prince
Final Rank	2
Fastest Section Time (Section)	0:11.12 (1400m)
Top Speed [km/h] (Section)	66.4 (1400m)
Race State	Finished



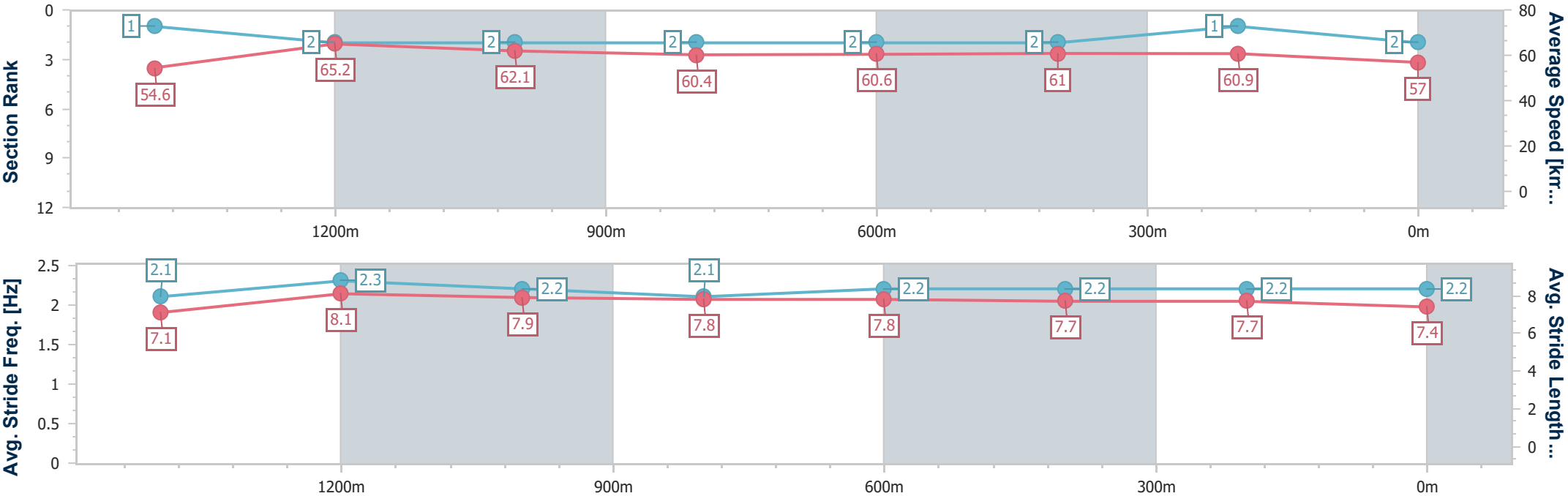
DoombenProfessional
Race 5: QCF CHARITY RACEDAY 19 JULY BENCHMARK 85
Handicap - 1640m
25 June 2025 - 13:53



BRISBANE
RACING CLUB

Track Rating: Soft 5, Weather: Overcast, Rail Position: +6m Entire

Section	Overall	1400m	1200m	1000m	800m	600m	400m	200m					
Section Times	1:38.77 [2] (0:15.87)	1:22.90 [1] (0:11.12)	1:11.78 [2] (0:11.58)	1:00.20 [2] (0:11.92)	0:48.28 [2] (0:11.96)	0:36.32 [2] (0:11.83)	0:24.49 [2] (0:11.83)	0:12.66 [1] (0:12.66)					
Average Speed [km/h]	54.6	65.2	62.1	60.4	60.6	61.0	60.9	57.0					
Top Speed [km/h]	65.5	66.4	64.6	61.1	61.2	61.6	61.3	59.5					
Avg. Dist. to Rail [m]	5.1	1.1	1.2	0.8	1.1	0.5	1.1	3.1					
Avg. Stride Freq. [Hz]	2.1	2.3	2.2	2.1	2.2	2.2	2.2	2.2					
Avg. Stride Length [m]	7.1	8.1	7.9	7.8	7.8	7.7	7.7	7.4					





Horse/Jockey Name	Zoology
Final Rank	3
Fastest Section Time (Section)	0:11.15 (1400m)
Top Speed [km/h] (Section)	65.0 (1400m)
Race State	Finished



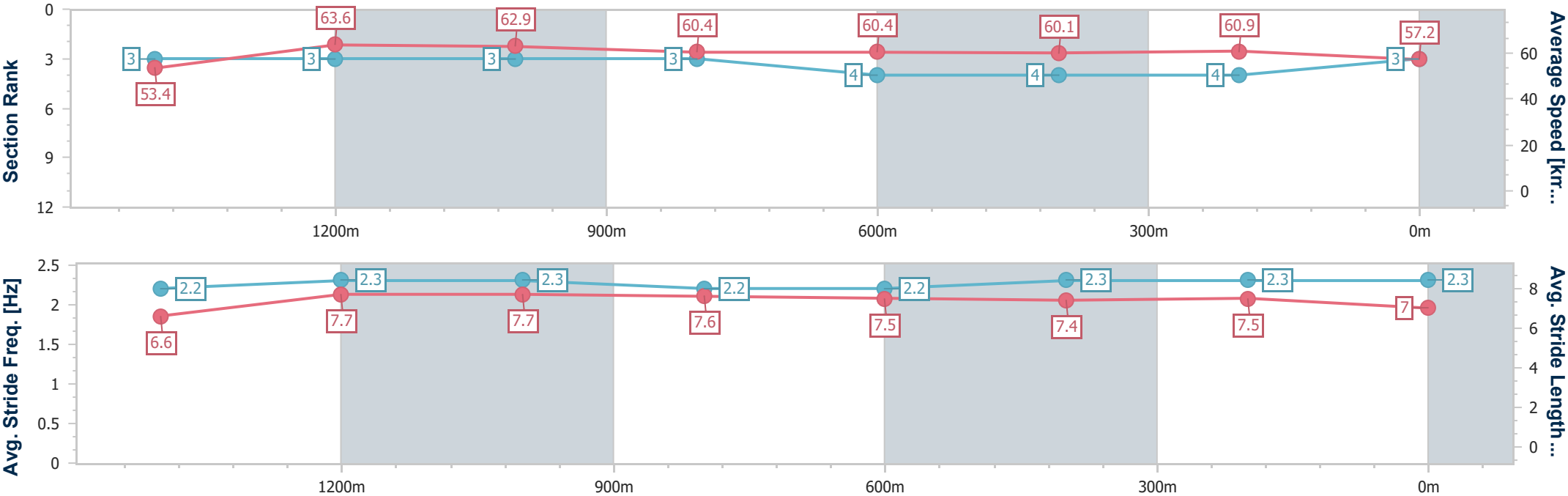
DoombenProfessional
Race 5: QCF CHARITY RACEDAY 19 JULY BENCHMARK 85
Handicap - 1640m
25 June 2025 - 13:53



BRISBANE
RACING CLUB

Track Rating: Soft 5, Weather: Overcast, Rail Position: +6m Entire

Section	Overall	1400m	1200m	1000m	800m	600m	400m	200m					
Section Times	1:38.89 [3] (0:16.15)	1:22.74 [3] (0:11.15)	1:11.59 [3] (0:11.46)	1:00.13 [3] (0:11.93)	0:48.20 [3] (0:11.99)	0:36.21 [4] (0:11.84)	0:24.37 [4] (0:11.81)	0:12.56 [4] (0:12.56)					
Average Speed [km/h]	53.4	63.6	62.9	60.4	60.4	60.1	60.9	57.2					
Top Speed [km/h]	64.1	65.0	64.9	62.6	61.3	61.1	61.7	59.8					
Avg. Dist. to Rail [m]	2.6	1.4	0.5	0.3	0.3	1.1	2.2	1.8					
Avg. Stride Freq. [Hz]	2.2	2.3	2.3	2.2	2.2	2.3	2.3	2.3					
Avg. Stride Length [m]	6.6	7.7	7.7	7.6	7.5	7.4	7.5	7.0					





Horse/Jockey Name	Nerano
Final Rank	4
Fastest Section Time (Section)	0:10.96 (1400m)
Top Speed [km/h] (Section)	66.9 (Overall)
Race State	Finished



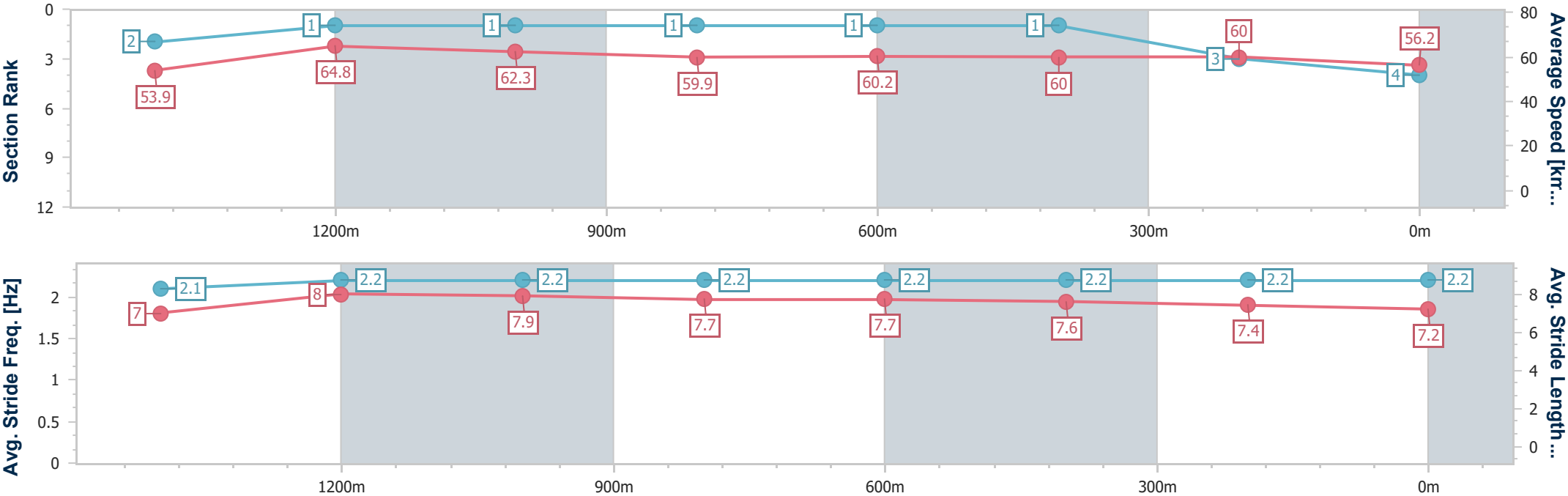
DoombenProfessional
Race 5: QCF CHARITY RACEDAY 19 JULY BENCHMARK 85
Handicap - 1640m
25 June 2025 - 13:53



BRISBANE
RACING CLUB

Track Rating: Soft 5, Weather: Overcast, Rail Position: +6m Entire

Section	Overall	1400m	1200m	1000m	800m	600m	400m	200m					
Section Times	1:39.00 [4] (0:15.96)	1:23.04 [2] (0:10.96)	1:12.08 [1] (0:11.58)	1:00.50 [1] (0:11.94)	0:48.56 [1] (0:11.90)	0:36.66 [1] (0:11.90)	0:24.76 [1] (0:12.00)	0:12.76 [3] (0:12.76)					
Average Speed [km/h]	53.9	64.8	62.3	59.9	60.2	60.0	60.0	56.2					
Top Speed [km/h]	66.9	66.7	64.3	61.1	61.3	61.0	60.7	59.2					
Avg. Dist. to Rail [m]	0.9	2.3	1.3	1.0	1.2	1.3	1.2	2.8					
Avg. Stride Freq. [Hz]	2.1	2.2	2.2	2.2	2.2	2.2	2.2	2.2					
Avg. Stride Length [m]	7.0	8.0	7.9	7.7	7.7	7.6	7.4	7.2					





Horse/Jockey Name	Tapildoodledo
Final Rank	5
Fastest Section Time (Section)	0:11.15 (1200m)
Top Speed [km/h] (Section)	66.4 (1200m)
Race State	Finished



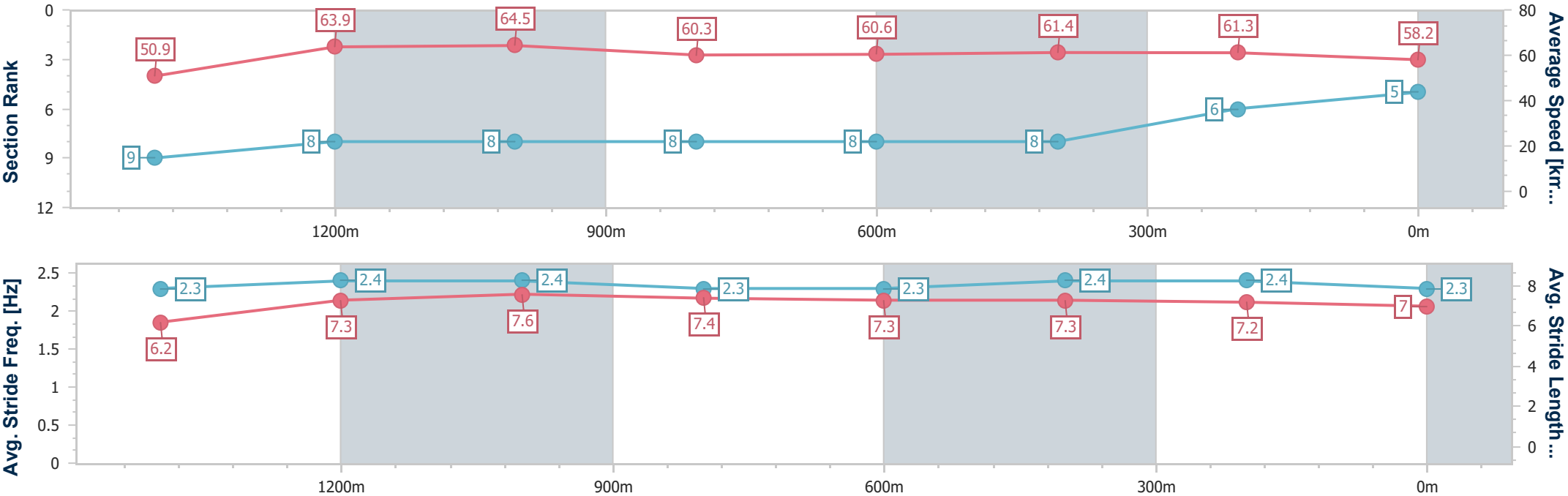
DoombenProfessional
Race 5: QCF CHARITY RACEDAY 19 JULY BENCHMARK 85
Handicap - 1640m
25 June 2025 - 13:53



BRISBANE
RACING CLUB

Track Rating: Soft 5, Weather: Overcast, Rail Position: +6m Entire

Section	Overall	1400m	1200m	1000m	800m	600m	400m	200m					
Section Times	1:39.28 [5] (0:16.99)	1:22.29 [9] (0:11.28)	1:11.01 [8] (0:11.15)	0:59.86 [8] (0:11.96)	0:47.90 [8] (0:11.92)	0:35.98 [8] (0:11.82)	0:24.16 [8] (0:11.76)	0:12.40 [6] (0:12.40)					
Average Speed [km/h]	50.9	63.9	64.5	60.3	60.6	61.4	61.3	58.2					
Top Speed [km/h]	62.4	65.3	66.4	62.3	63.2	62.6	62.0	61.5					
Avg. Dist. to Rail [m]	2.5	0.7	1.0	0.6	0.8	0.8	3.8	5.4					
Avg. Stride Freq. [Hz]	2.3	2.4	2.4	2.3	2.3	2.4	2.4	2.3					
Avg. Stride Length [m]	6.2	7.3	7.6	7.4	7.3	7.3	7.2	7.0					





Horse/Jockey Name	Arizona Dreaming
Final Rank	6
Fastest Section Time (Section)	0:11.16 (1400m)
Top Speed [km/h] (Section)	65.5 (1400m)
Race State	Finished



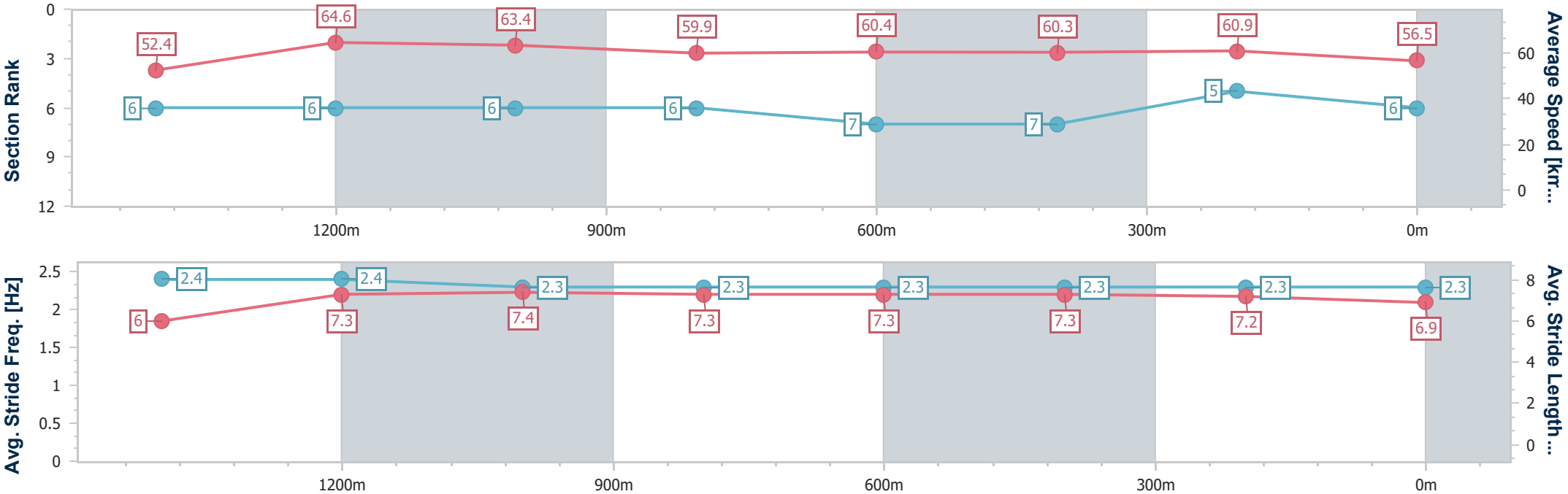
DooobenProfessional
Race 5: QCF CHARITY RACEDAY 19 JULY BENCHMARK 85
Handicap - 1640m
25 June 2025 - 13:53



BRISBANE
RACING CLUB

Track Rating: Soft 5, Weather: Overcast, Rail Position: +6m Entire

Section	Overall	1400m	1200m	1000m	800m	600m	400m	200m					
Section Times	1:39.42 [6] (0:16.48)	1:22.94 [6] (0:11.16)	1:11.78 [6] (0:11.38)	1:00.40 [6] (0:12.00)	0:48.40 [6] (0:11.95)	0:36.45 [7] (0:11.94)	0:24.51 [7] (0:11.82)	0:12.69 [5] (0:12.69)					
Average Speed [km/h]	52.4	64.6	63.4	59.9	60.4	60.3	60.9	56.5					
Top Speed [km/h]	63.5	65.5	65.5	60.9	61.3	61.3	61.9	59.9					
Avg. Dist. to Rail [m]	3.2	0.5	0.7	0.8	0.5	0.4	0.8	1.7					
Avg. Stride Freq. [Hz]	2.4	2.4	2.3	2.3	2.3	2.3	2.3	2.3					
Avg. Stride Length [m]	6.0	7.3	7.4	7.3	7.3	7.3	7.2	6.9					





Horse/Jockey Name	October
Final Rank	7
Fastest Section Time (Section)	0:11.19 (1400m)
Top Speed [km/h] (Section)	66.9 (1400m)
Race State	Finished



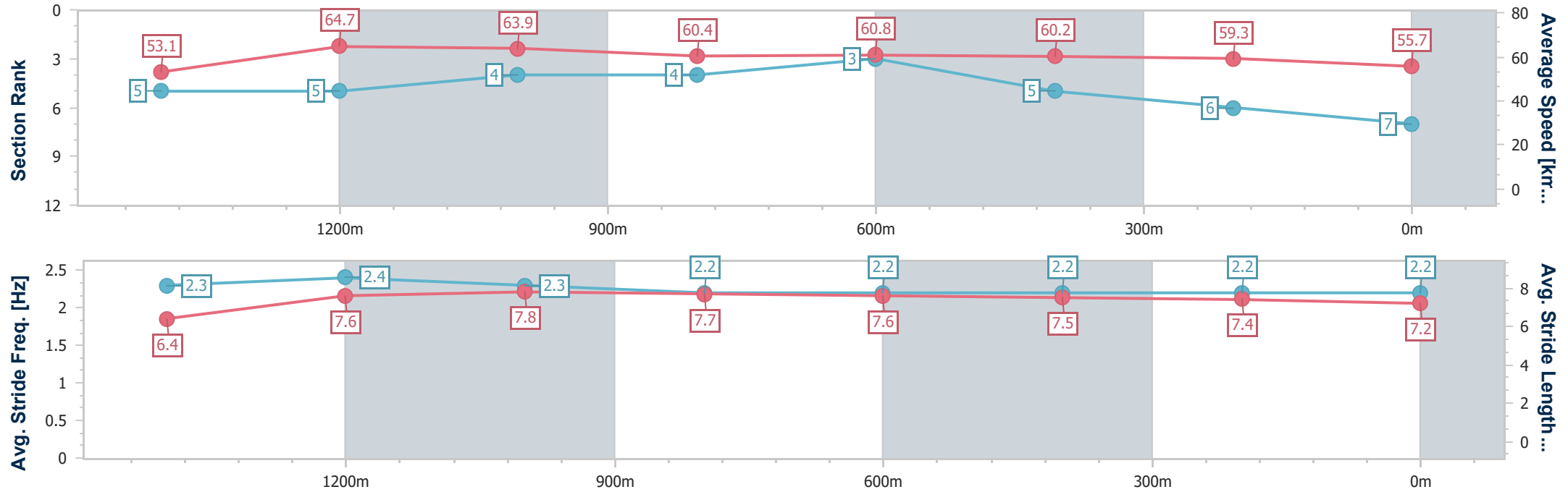
DoombenProfessional
Race 5: QCF CHARITY RACEDAY 19 JULY BENCHMARK 85
Handicap - 1640m
25 June 2025 - 13:53



BRISBANE
RACING CLUB

Track Rating: Soft 5, Weather: Overcast, Rail Position: +6m Entire

Section	Overall	1400m	1200m	1000m	800m	600m	400m	200m					
Section Times	1:39.79 [7] (0:16.30)	1:23.49 [5] (0:11.19)	1:12.30 [5] (0:11.29)	1:01.01 [4] (0:11.94)	0:49.07 [4] (0:11.94)	0:37.13 [3] (0:12.01)	0:25.12 [5] (0:12.21)	0:12.91 [6] (0:12.91)					
Average Speed [km/h]	53.1	64.7	63.9	60.4	60.8	60.2	59.3	55.7					
Top Speed [km/h]	64.6	66.9	64.6	61.9	61.5	61.2	60.0	58.0					
Avg. Dist. to Rail [m]	1.9	1.4	2.2	1.5	1.5	0.8	2.7	5.1					
Avg. Stride Freq. [Hz]	2.3	2.4	2.3	2.2	2.2	2.2	2.2	2.2					
Avg. Stride Length [m]	6.4	7.6	7.8	7.7	7.6	7.5	7.4	7.2					





Horse/Jockey Name	Coin Toss
Final Rank	8
Fastest Section Time (Section)	0:11.04 (1200m)
Top Speed [km/h] (Section)	67.3 (1200m)
Race State	Finished



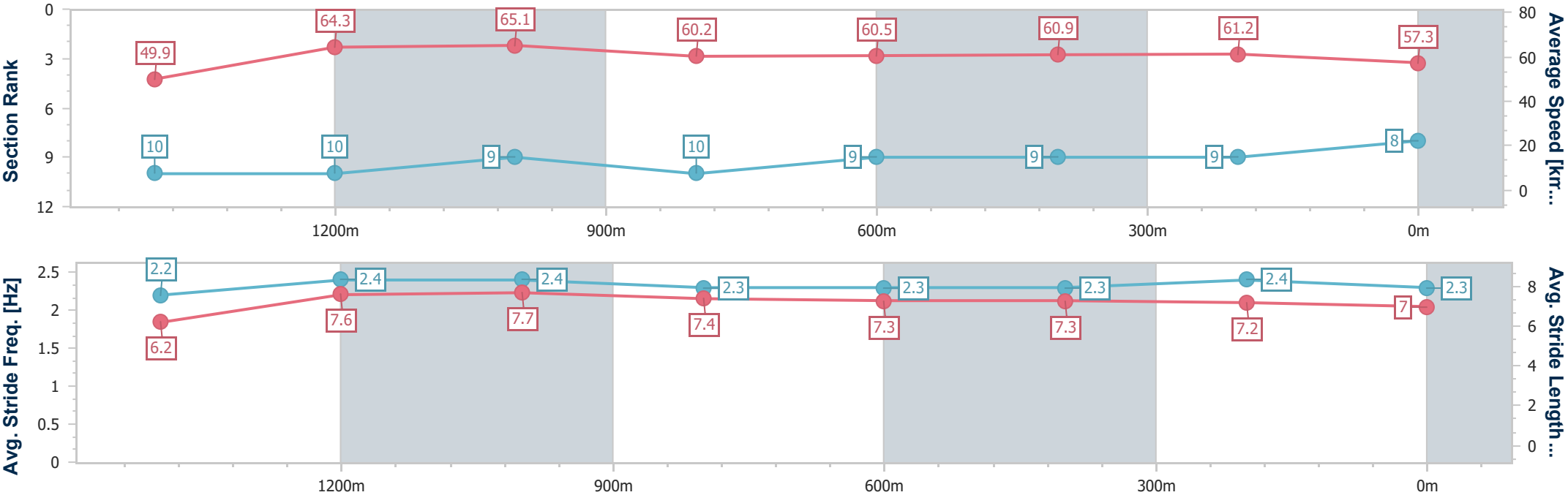
DoombenProfessional
Race 5: QCF CHARITY RACEDAY 19 JULY BENCHMARK 85
Handicap - 1640m
25 June 2025 - 13:53



BRISBANE
RACING CLUB

Track Rating: Soft 5, Weather: Overcast, Rail Position: +6m Entire

Section	Overall	1400m	1200m	1000m	800m	600m	400m	200m					
Section Times	1:39.91 [8] (0:17.37)	1:22.54 [10] (0:11.19)	1:11.35 [10] (0:11.04)	1:00.31 [9] (0:11.99)	0:48.32 [10] (0:12.03)	0:36.29 [9] (0:11.94)	0:24.35 [9] (0:11.77)	0:12.58 [9] (0:12.58)					
Average Speed [km/h]	49.9	64.3	65.1	60.2	60.5	60.9	61.2	57.3					
Top Speed [km/h]	62.6	66.1	67.3	63.7	61.8	62.6	62.7	59.7					
Avg. Dist. to Rail [m]	3.9	0.6	1.9	1.1	2.3	1.3	2.9	5.7					
Avg. Stride Freq. [Hz]	2.2	2.4	2.4	2.3	2.3	2.3	2.4	2.3					
Avg. Stride Length [m]	6.2	7.6	7.7	7.4	7.3	7.3	7.2	7.0					





Horse/Jockey Name	Silver Warrior
Final Rank	9
Fastest Section Time (Section)	0:11.12 (1400m)
Top Speed [km/h] (Section)	66.9 (1400m)
Race State	Finished



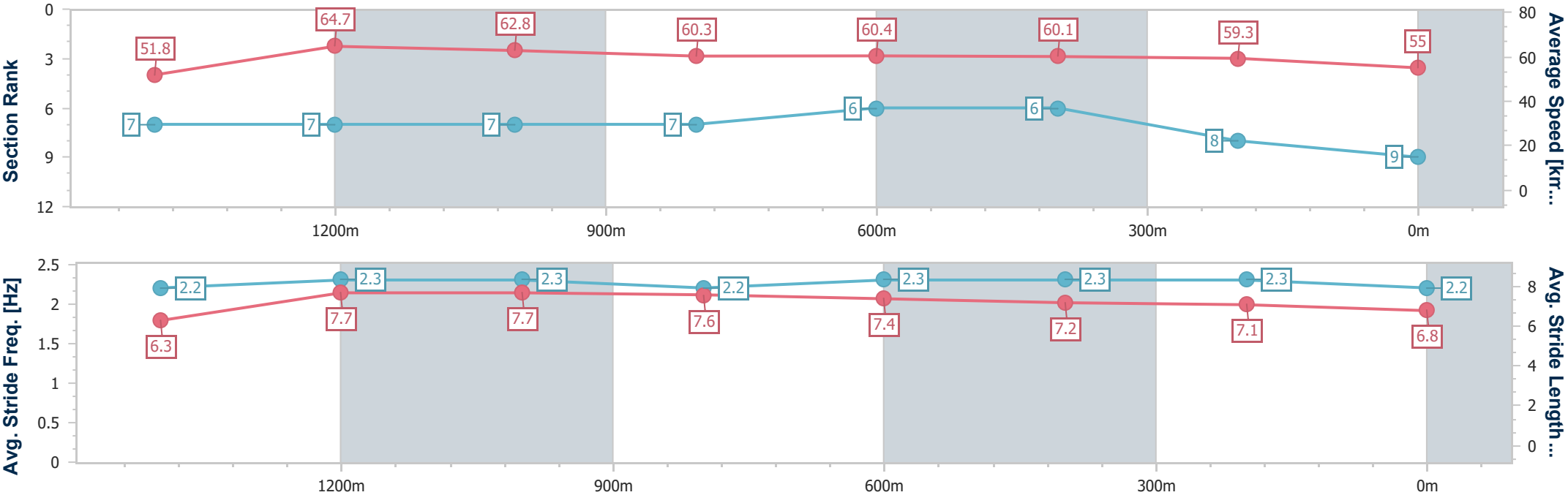
DoombenProfessional
Race 5: QCF CHARITY RACEDAY 19 JULY BENCHMARK 85
Handicap - 1640m
25 June 2025 - 13:53



BRISBANE
RACING CLUB

Track Rating: Soft 5, Weather: Overcast, Rail Position: +6m Entire

Section	Overall	1400m	1200m	1000m	800m	600m	400m	200m					
Section Times	1:40.04 [9] (0:16.64)	1:23.40 [7] (0:11.12)	1:12.28 [7] (0:11.44)	1:00.84 [7] (0:11.94)	0:48.90 [7] (0:11.81)	0:37.09 [6] (0:11.89)	0:25.20 [6] (0:12.11)	0:13.09 [8] (0:13.09)					
Average Speed [km/h]	51.8	64.7	62.8	60.3	60.4	60.1	59.3	55.0					
Top Speed [km/h]	63.6	66.9	63.9	61.3	61.8	61.2	60.2	57.6					
Avg. Dist. to Rail [m]	1.4	0.8	0.7	0.6	1.8	1.4	1.1	3.2					
Avg. Stride Freq. [Hz]	2.2	2.3	2.3	2.2	2.3	2.3	2.3	2.2					
Avg. Stride Length [m]	6.3	7.7	7.7	7.6	7.4	7.2	7.1	6.8					





Horse/Jockey Name	Classique Gal
Final Rank	10
Fastest Section Time (Section)	0:11.24 (1200m)
Top Speed [km/h] (Section)	65.1 (1200m)
Race State	Finished



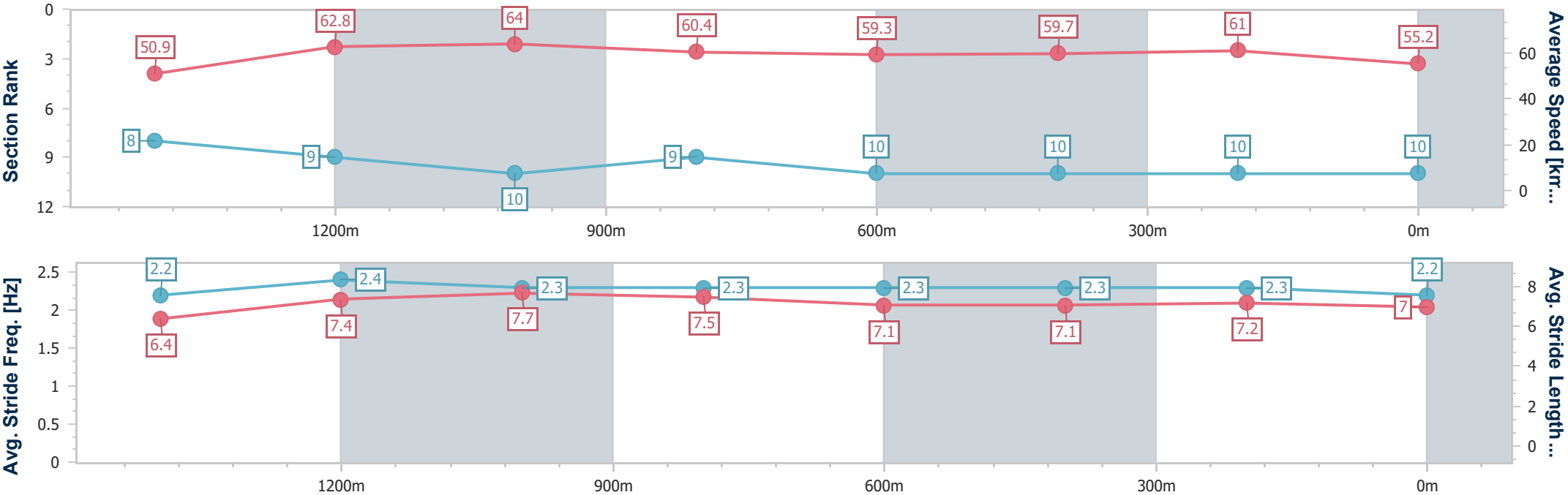
DoombenProfessional
Race 5: QCF CHARITY RACEDAY 19 JULY BENCHMARK 85
Handicap - 1640m
25 June 2025 - 13:53



BRISBANE
RACING CLUB

Track Rating: Soft 5, Weather: Overcast, Rail Position: +6m Entire

Section	Overall	1400m	1200m	1000m	800m	600m	400m	200m					
Section Times	1:40.49 [10] (0:16.98)	1:23.51 [8] (0:11.44)	1:12.07 [9] (0:11.24)	1:00.83 [10] (0:11.90)	0:48.93 [9] (0:12.12)	0:36.81 [10] (0:11.94)	0:24.87 [10] (0:11.83)	0:13.04 [10] (0:13.04)					
Average Speed [km/h]	50.9	62.8	64.0	60.4	59.3	59.7	61.0	55.2					
Top Speed [km/h]	63.2	64.4	65.1	63.6	61.2	61.5	62.4	58.6					
Avg. Dist. to Rail [m]	1.9	0.5	1.1	0.5	0.6	1.1	1.9	5.6					
Avg. Stride Freq. [Hz]	2.2	2.4	2.3	2.3	2.3	2.3	2.3	2.2					
Avg. Stride Length [m]	6.4	7.4	7.7	7.5	7.1	7.1	7.2	7.0					





DoombenProfessional
Race 6: LADBROKES FAST PAYOUTS Fillies and Mares Class 3
Handicap - 1350m
25 June 2025 - 14:29



Track Rating: Soft 5, Weather: Overcast, Rail Position: +6m Entire

Section						Overall	1200m	1000m	800m	600m	400m	Last 600m	
Field Times						1:20.12 (0:10.75)	1:09.37 (0:10.30)	0:59.07 (0:10.82)	0:48.25 (0:11.49)	0:36.76 (0:11.82)	0:24.94 (0:12.17)	0:36.76	
Rank	TAB	Horse/Jockey	Barrier	Top Speed [km/h]	Fastest Section								Distance Travelled [m]
1	13	BENGAL DIAMOND	8	69.0	0:10.72	1:20.12 [1]	1:08.72 [13]	0:58.00 [13]	0:47.08 [13]	0:35.58 [11]	0:23.93 [11]	0:35.58	
		Georgina Cartwright		1000m	1200m	(0:11.40)	(0:10.72)	(0:10.92)	(0:11.50)	(0:11.65)	(0:11.61)		
2	5	LIGHTS OF PARADISE	5	68.8	0:10.54	1:20.18 [2]	1:09.43 [1]	0:58.89 [3]	0:47.99 [3]	0:36.49 [3]	0:24.64 [3]	0:36.49 +0	
		Cody Collis		1200m	1200m	(0:10.75)	(0:10.54)	(0:10.90)	(0:11.50)	(0:11.85)	(0:11.81)		
3	4	JENCHICK BOOM	10	68.7	0:10.67	1:20.21 [3]	1:09.18 [7]	0:58.51 [7]	0:47.53 [7]	0:36.20 [6]	0:24.50 [5]	0:36.20 +7	
		Angela Jones		1200m	1200m	(0:11.03)	(0:10.67)	(0:10.98)	(0:11.33)	(0:11.70)	(0:11.69)		
4	2	MORE LOVE	4	70.5	0:10.47	1:20.34 [4]	1:09.36 [6]	0:58.89 [5]	0:47.75 [6]	0:36.23 [7]	0:24.35 [8]	0:36.23 +6	
		Rikki Jamieson		1200m	1200m	(0:10.98)	(0:10.47)	(0:11.14)	(0:11.52)	(0:11.88)	(0:11.67)		
5	10	TIGON PRINCESS	1	68.3	0:10.66	1:20.41 [5]	1:09.46 [4]	0:58.80 [6]	0:47.86 [5]	0:36.45 [5]	0:24.76 [4]	0:36.45 -2	
		Madeleine Wishart		1200m	1200m	(0:10.95)	(0:10.66)	(0:10.94)	(0:11.41)	(0:11.69)	(0:11.92)		
6	9	CHAYSE 'N' ADAM	2	68.7	0:10.66	1:20.45 [6]	1:09.33 [9]	0:58.67 [9]	0:47.57 [10]	0:36.13 [8]	0:24.50 [6]	0:36.13 -3	
		Robbie Dolan		1200m	1200m	(0:11.12)	(0:10.66)	(0:11.10)	(0:11.44)	(0:11.63)	(0:11.81)		
7	1	DREAM LANTERN	11	72.3	0:10.17	1:20.57 [7]	1:09.50 [8]	0:59.33 [2]	0:48.55 [2]	0:37.04 [2]	0:25.21 [2]	0:37.04 +0	
		Justin Huxtable		1200m	1200m	(0:11.07)	(0:10.17)	(0:10.78)	(0:11.51)	(0:11.83)	(0:12.01)		
8	7	PELE PRINCESS	7	67.7	0:10.77	1:20.80 [8]	1:09.54 [11]	0:58.77 [12]	0:47.81 [11]	0:36.22 [12]	0:24.42 [12]	0:36.22 +2	
		Ron Stewart		1000m	1200m	(0:11.26)	(0:10.77)	(0:10.96)	(0:11.59)	(0:11.80)	(0:11.87)		
9	11	KAMARIYA	9	70.6	0:10.25	1:20.96 [9]	1:10.16 [2]	0:59.91 [1]	0:49.09 [1]	0:37.60 [1]	0:25.78 [1]	0:37.60 -2	
		Tahlia Fenlon		1200m	1200m	(0:10.80)	(0:10.25)	(0:10.82)	(0:11.49)	(0:11.82)	(0:12.28)		
10	14	HELLO IN THERE	3	67.8	0:10.85	1:20.97 [10]	1:10.02 [5]	0:59.17 [10]	0:48.10 [9]	0:36.53 [10]	0:24.79 [10]	0:36.53 +2	
		Mark Du Plessis		1200m	1200m	(0:10.95)	(0:10.85)	(0:11.07)	(0:11.57)	(0:11.74)	(0:11.84)		

Scratched: Araminta (#8)

Report Created: Wed 25 June 2025 15:43 GMT+10 (Note: Timing is based on position data)

Page 1/17

[] Ranking at each section and finish
-:-:- No data available at this section
NA No data available

SCN Saddle cloth number
DNF Did not finish
DNT Did not track

data processed by  TRIPLESDATA



DoombenProfessional
Race 6: LADBROKES FAST PAYOUTS Fillies and Mares Class 3
Handicap - 1350m
25 June 2025 - 14:29



Track Rating: Soft 5, Weather: Overcast, Rail Position: +6m Entire

Section						Overall	1200m	1000m	800m	600m	400m	Last 600m	
Field Times						1:20.12 (0:10.75)	1:09.37 (0:10.30)	0:59.07 (0:10.82)	0:48.25 (0:11.49)	0:36.76 (0:11.82)	0:24.94 (0:12.17)	0:36.76	
Rank	TAB	Horse/Jockey	Barrier	Top Speed [km/h]	Fastest Section								Distance Travelled [m]
11	6	RINGER'S REWARD	13	69.0	0:10.57	1:21.10 [11]	1:09.89 [10]	0:59.32 [8]	0:48.24 [8]	0:36.77 [9]	0:25.00 [9]	0:36.77	+8
		Emily Lang		1200m	1200m	(0:11.21)	(0:10.57)	(0:11.08)	(0:11.47)	(0:11.77)	(0:12.04)		
12	12	IRON GRACE	12	68.5	0:10.63	1:22.57 [12]	1:11.23 [12]	1:00.60 [11]	0:49.57 [12]	0:37.81 [13]	0:25.94 [13]	0:37.81	+6
		Cobi Vitler		1200m	1200m	(0:11.34)	(0:10.63)	(0:11.03)	(0:11.76)	(0:11.87)	(0:12.29)		
13	3	ROCKETEER GIRL	6	69.7	0:10.49	1:22.84 [13]	1:11.93 [3]	1:01.44 [4]	0:50.48 [4]	0:38.90 [4]	0:26.86 [7]	0:38.90	+1
		Jag Guthmann-Chester		1200m	1200m	(0:10.91)	(0:10.49)	(0:10.96)	(0:11.58)	(0:12.04)	(0:12.62)		

Scratched: Araminta (#8)



DoombenProfessional
Race 6: LADBROKES FAST PAYOUTS Fillies and Mares Class 3
Handicap - 1350m
25 June 2025 - 14:29



Track Rating: Soft 5, Weather: Overcast, Rail Position: +6m Entire

Section		200m					Last 600m		
Field Times		0:12.77 (0:12.77)					0:36.76		
Rank	TAB	Horse/Jockey	Barrier	Top Speed [km/h]	Fastest Section	Margin		Distance Travelled [m]	
1	13	BENGAL DIAMOND	8	69.0	0:10.72	0:12.32 [8]	1:20.12	0:35.58	
		Georgina Cartwright		1000m	1200m	(0:12.32)			
2	5	LIGHTS OF PARADISE	5	68.8	0:10.54	0:12.83 [1]	0.31L	0:36.49 +0	
		Cody Collis		1200m	1200m	(0:12.83)			
3	4	JENCHICK BOOM	10	68.7	0:10.67	0:12.81 [3]	0.53L	0:36.20 +7	
		Angela Jones		1200m	1200m	(0:12.81)			
4	2	MORE LOVE	4	70.5	0:10.47	0:12.68 [6]	1.3L	0:36.23 +6	
		Rikki Jamieson		1200m	1200m	(0:12.68)			
5	10	TIGON PRINCESS	1	68.3	0:10.66	0:12.84 [5]	1.7L	0:36.45 -2	
		Madeleine Wishart		1200m	1200m	(0:12.84)			
6	9	CHAYSE 'N' ADAM	2	68.7	0:10.66	0:12.69 [7]	1.9L	0:36.13 -3	
		Robbie Dolan		1200m	1200m	(0:12.69)			
7	1	DREAM LANTERN	11	72.3	0:10.17	0:13.20 [2]	2.62L	0:37.04 +0	
		Justin Huxtable		1200m	1200m	(0:13.20)			
8	7	PELE PRINCESS	7	67.7	0:10.77	0:12.55 [11]	3.98L	0:36.22 +2	
		Ron Stewart		1000m	1200m	(0:12.55)			
9	11	KAMARIYA	9	70.6	0:10.25	0:13.50 [4]	4.9L	0:37.60 -2	
		Tahlia Fenlon		1200m	1200m	(0:13.50)			
10	14	HELLO IN THERE	3	67.8	0:10.85	0:12.95 [9]	5.01L	0:36.53 +2	
		Mark Du Plessis		1200m	1200m	(0:12.95)			

Scratched: Araminta (#8)

Report Created: Wed 25 June 2025 15:43 GMT+10 (Note: Timing is based on position data)

Page 3/17

[] Ranking at each section and finish
-:-:- No data available at this section
NA No data available

SCN Saddle cloth number
DNF Did not finish
DNT Did not track

data processed by  **TRIPLESDATA**



DoombenProfessional
Race 6: LADBROKES FAST PAYOUTS Fillies and Mares Class 3
Handicap - 1350m
25 June 2025 - 14:29



Track Rating: Soft 5, Weather: Overcast, Rail Position: +6m Entire

Section						200m		Last 600m	
Field Times						0:12.77 (0:12.77)		0:36.76	
Rank	TAB	Horse/Jockey	Barrier	Top Speed [km/h]	Fastest Section	Margin		Distance Travelled [m]	
11	6	RINGER'S REWARD	13	69.0	0:10.57	0:12.96 [10]	5.74L	0:36.77	+8
		Emily Lang		1200m	1200m	(0:12.96)			
12	12	IRON GRACE	12	68.5	0:10.63	0:13.65 [13]	14.42L	0:37.81	+6
		Cobi Vitler		1200m	1200m	(0:13.65)			
13	3	ROCKETEER GIRL	6	69.7	0:10.49	0:14.24 [12]	15.99L	0:38.90	+1
		Jag Guthmann-Chester		1200m	1200m	(0:14.24)			

Scratched: Araminta (#8)



Horse/Jockey Name	Bengal Diamond
Final Rank	1
Fastest Section Time (Section)	0:10.72 (1200m)
Top Speed [km/h] (Section)	69.0 (1000m)
Race State	Finished

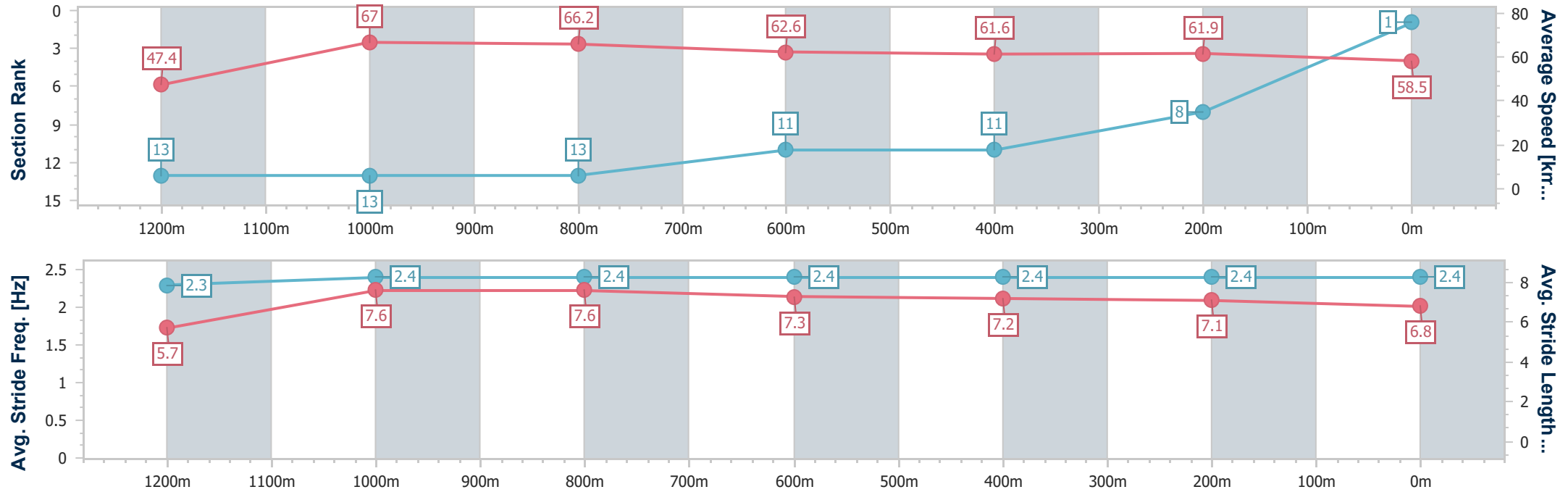


DoombenProfessional
Race 6: LADBROKES FAST PAYOUTS Fillies and Mares Class 3
Handicap - 1350m
25 June 2025 - 14:29
Track Rating: Soft 5, Weather: Overcast, Rail Position: +6m Entire



BRISBANE
RACING CLUB

Section	Overall	1200m	1000m	800m	600m	400m	200m						
Section Times	1:20.12 [1] (0:11.40)	1:08.72 [13] (0:10.72)	0:58.00 [13] (0:10.92)	0:47.08 [13] (0:11.50)	0:35.58 [11] (0:11.65)	0:23.93 [11] (0:11.61)	0:12.32 [8] (0:12.32)						
Average Speed [km/h]	47.4	67.0	66.2	62.6	61.6	61.9	58.5						
Top Speed [km/h]	66.2	68.1	69.0	64.1	62.7	63.8	61.1						
Avg. Dist. to Rail [m]	5.2	0.4	0.5	0.2	0.4	1.3	2.0						
Avg. Stride Freq. [Hz]	2.3	2.4	2.4	2.4	2.4	2.4	2.4						
Avg. Stride Length [m]	5.7	7.6	7.6	7.3	7.2	7.1	6.8						





Horse/Jockey Name	Lights Of Paradise
Final Rank	2
Fastest Section Time (Section)	0:10.54 (1200m)
Top Speed [km/h] (Section)	68.8 (1200m)
Race State	Finished

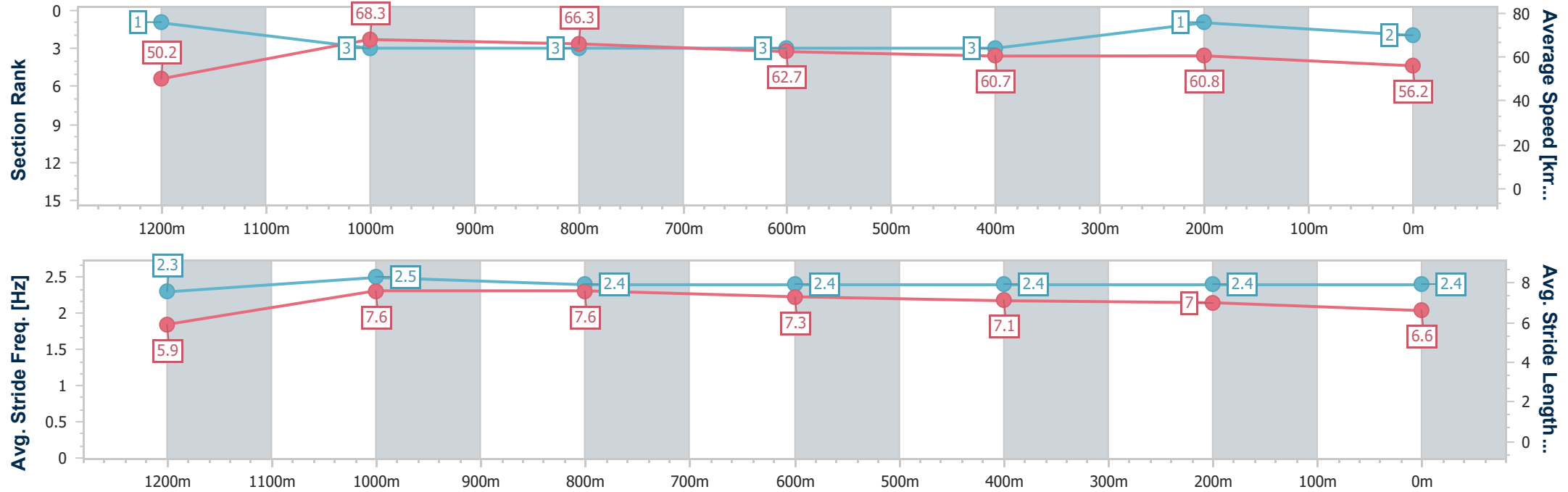


DoombenProfessional
Race 6: LADBROKES FAST PAYOUTS Fillies and Mares Class 3
Handicap - 1350m
25 June 2025 - 14:29
Track Rating: Soft 5, Weather: Overcast, Rail Position: +6m Entire



BRISBANE
RACING CLUB

Section	Overall	1200m	1000m	800m	600m	400m	200m						
Section Times	1:20.18 [2] (0:10.75)	1:09.43 [1] (0:10.54)	0:58.89 [3] (0:10.90)	0:47.99 [3] (0:11.50)	0:36.49 [3] (0:11.85)	0:24.64 [3] (0:11.81)	0:12.83 [1] (0:12.83)						
Average Speed [km/h]	50.2	68.3	66.3	62.7	60.7	60.8	56.2						
Top Speed [km/h]	68.5	68.8	68.1	63.8	62.4	62.0	59.4						
Avg. Dist. to Rail [m]	4.6	1.0	0.4	0.5	0.6	1.1	2.9						
Avg. Stride Freq. [Hz]	2.3	2.5	2.4	2.4	2.4	2.4	2.4						
Avg. Stride Length [m]	5.9	7.6	7.6	7.3	7.1	7.0	6.6						





Horse/Jockey Name	Jenchick Boom
Final Rank	3
Fastest Section Time (Section)	0:10.67 (1200m)
Top Speed [km/h] (Section)	68.7 (1200m)
Race State	Finished

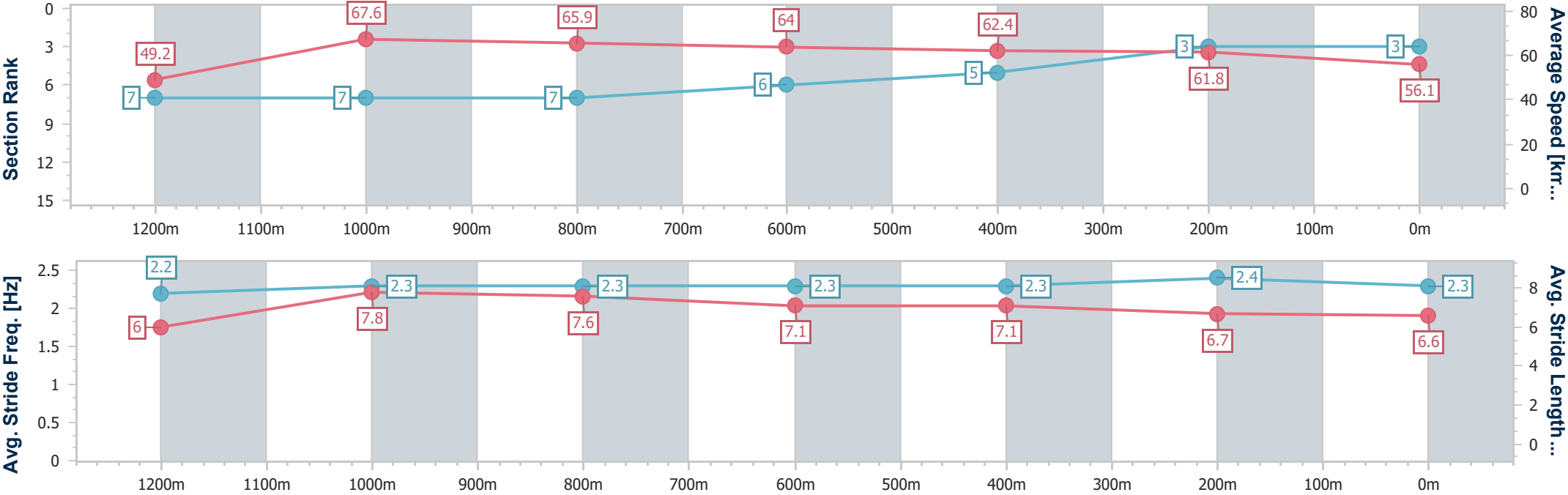


DoombenProfessional
Race 6: LADBROKES FAST PAYOUTS Fillies and Mares Class 3
Handicap - 1350m
25 June 2025 - 14:29
Track Rating: Soft 5, Weather: Overcast, Rail Position: +6m Entire



BRISBANE
RACING CLUB

Section	Overall	1200m	1000m	800m	600m	400m	200m						
Section Times	1:20.21 [3] (0:11.03)	1:09.18 [7] (0:10.67)	0:58.51 [7] (0:10.98)	0:47.53 [7] (0:11.33)	0:36.20 [6] (0:11.70)	0:24.50 [5] (0:11.69)	0:12.81 [3] (0:12.81)						
Average Speed [km/h]	49.2	67.6	65.9	64.0	62.4	61.8	56.1						
Top Speed [km/h]	65.2	68.7	68.3	65.2	64.1	62.7	60.0						
Avg. Dist. to Rail [m]	8.3	2.7	2.1	2.0	2.3	3.5	6.7						
Avg. Stride Freq. [Hz]	2.2	2.3	2.3	2.3	2.3	2.4	2.3						
Avg. Stride Length [m]	6.0	7.8	7.6	7.1	7.1	6.7	6.6						





Horse/Jockey Name	More Love
Final Rank	4
Fastest Section Time (Section)	0:10.47 (1200m)
Top Speed [km/h] (Section)	70.5 (1200m)
Race State	Finished

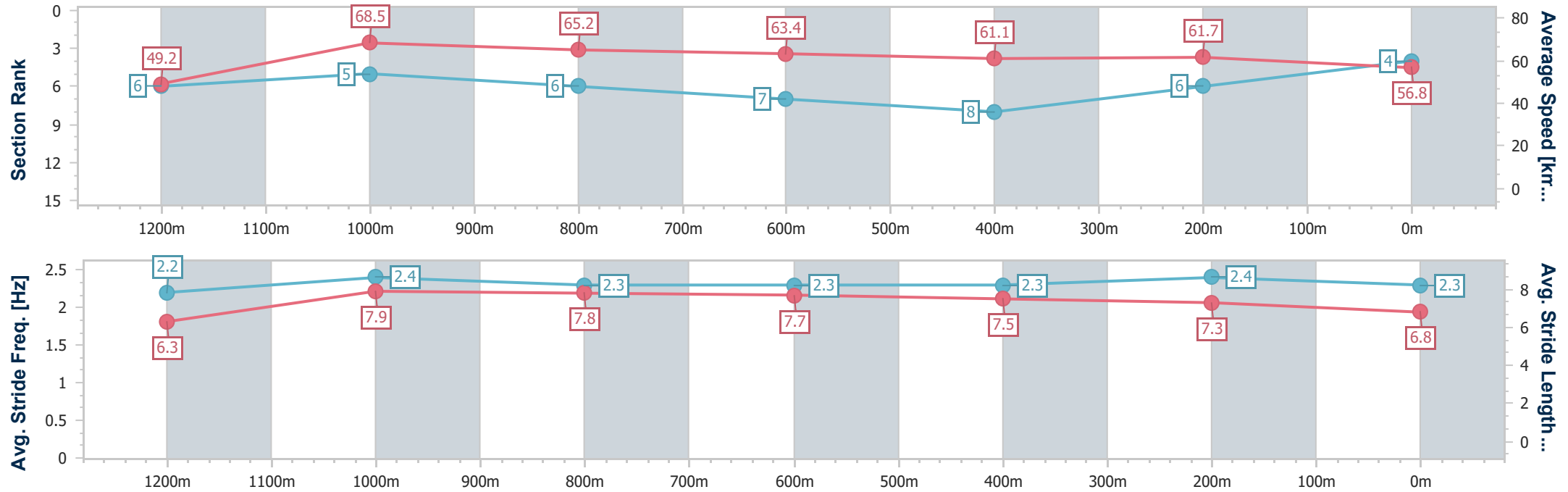


DoombenProfessional
Race 6: LADBROKES FAST PAYOUTS Fillies and Mares Class 3
Handicap - 1350m
25 June 2025 - 14:29
Track Rating: Soft 5, Weather: Overcast, Rail Position: +6m Entire



BRISBANE
RACING CLUB

Section	Overall	1200m	1000m	800m	600m	400m	200m						
Section Times	1:20.34 [4] (0:10.98)	1:09.36 [6] (0:10.47)	0:58.89 [5] (0:11.14)	0:47.75 [6] (0:11.52)	0:36.23 [7] (0:11.88)	0:24.35 [8] (0:11.67)	0:12.68 [6] (0:12.68)						
Average Speed [km/h]	49.2	68.5	65.2	63.4	61.1	61.7	56.8						
Top Speed [km/h]	67.5	70.5	66.7	64.3	62.5	63.4	60.7						
Avg. Dist. to Rail [m]	3.8	1.6	2.4	2.4	1.3	3.0	7.5						
Avg. Stride Freq. [Hz]	2.2	2.4	2.3	2.3	2.3	2.4	2.3						
Avg. Stride Length [m]	6.3	7.9	7.8	7.7	7.5	7.3	6.8						





Horse/Jockey Name	Tigon Princess
Final Rank	5
Fastest Section Time (Section)	0:10.66 (1200m)
Top Speed [km/h] (Section)	68.3 (1200m)
Race State	Finished

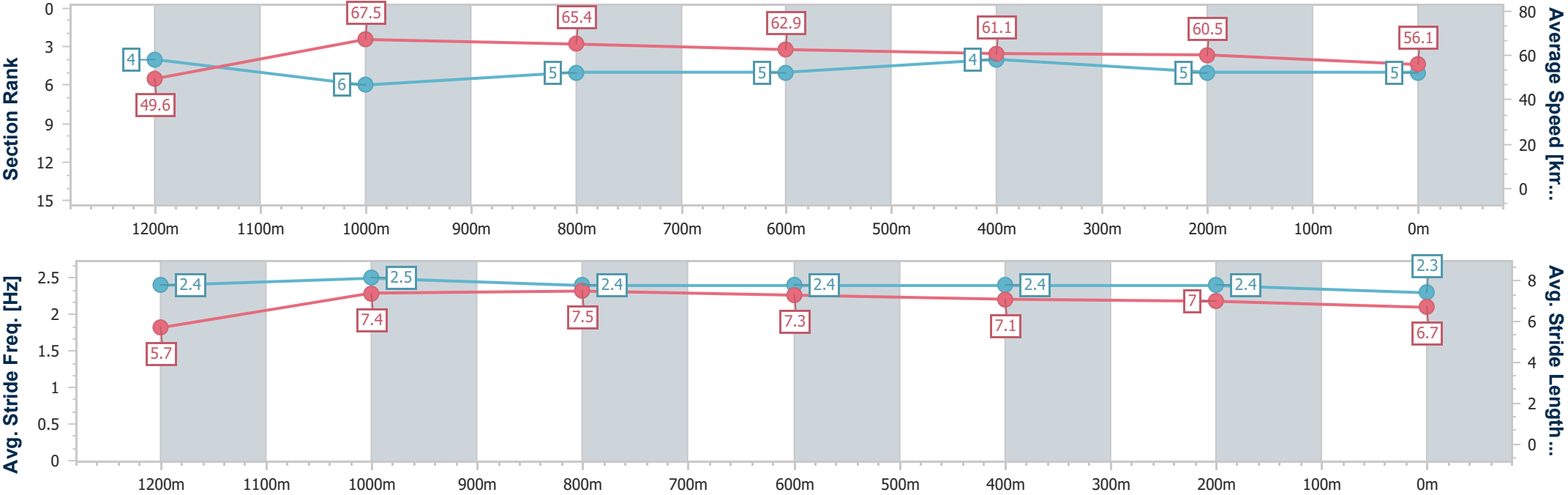


DoombenProfessional
Race 6: LADBROKES FAST PAYOUTS Fillies and Mares Class 3
Handicap - 1350m
25 June 2025 - 14:29
Track Rating: Soft 5, Weather: Overcast, Rail Position: +6m Entire



BRISBANE
RACING CLUB

Section	Overall	1200m	1000m	800m	600m	400m	200m						
Section Times	1:20.41 [5] (0:10.95)	1:09.46 [4] (0:10.66)	0:58.80 [6] (0:10.94)	0:47.86 [5] (0:11.41)	0:36.45 [5] (0:11.69)	0:24.76 [4] (0:11.92)	0:12.84 [5] (0:12.84)						
Average Speed [km/h]	49.6	67.5	65.4	62.9	61.1	60.5	56.1						
Top Speed [km/h]	67.3	68.3	67.5	63.9	62.9	61.7	58.2						
Avg. Dist. to Rail [m]	1.1	0.8	1.0	1.2	1.0	1.6	3.7						
Avg. Stride Freq. [Hz]	2.4	2.5	2.4	2.4	2.4	2.4	2.3						
Avg. Stride Length [m]	5.7	7.4	7.5	7.3	7.1	7.0	6.7						





Horse/Jockey Name	Chayse 'N' Adam
Final Rank	6
Fastest Section Time (Section)	0:10.66 (1200m)
Top Speed [km/h] (Section)	68.7 (1200m)
Race State	Finished

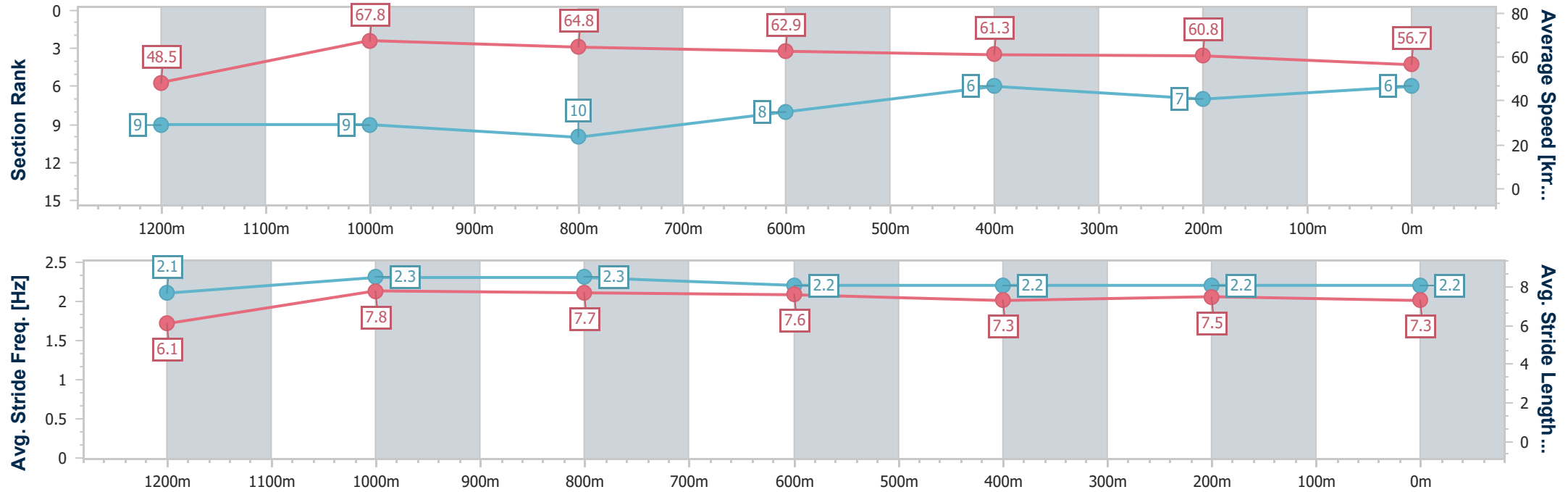


DoombenProfessional
Race 6: LADBROKES FAST PAYOUTS Fillies and Mares Class 3
Handicap - 1350m
25 June 2025 - 14:29
Track Rating: Soft 5, Weather: Overcast, Rail Position: +6m Entire



BRISBANE
RACING CLUB

Section	Overall	1200m	1000m	800m	600m	400m	200m						
Section Times	1:20.45 [6] (0:11.12)	1:09.33 [9] (0:10.66)	0:58.67 [9] (0:11.10)	0:47.57 [10] (0:11.44)	0:36.13 [8] (0:11.63)	0:24.50 [6] (0:11.81)	0:12.69 [7] (0:12.69)						
Average Speed [km/h]	48.5	67.8	64.8	62.9	61.3	60.8	56.7						
Top Speed [km/h]	68.3	68.7	67.5	63.1	62.7	62.5	59.4						
Avg. Dist. to Rail [m]	2.4	0.4	0.8	0.7	1.7	0.9	1.1						
Avg. Stride Freq. [Hz]	2.1	2.3	2.3	2.2	2.2	2.2	2.2						
Avg. Stride Length [m]	6.1	7.8	7.7	7.6	7.3	7.5	7.3						





Horse/Jockey Name	Dream Lantern
Final Rank	7
Fastest Section Time (Section)	0:10.17 (1200m)
Top Speed [km/h] (Section)	72.3 (1200m)
Race State	Finished

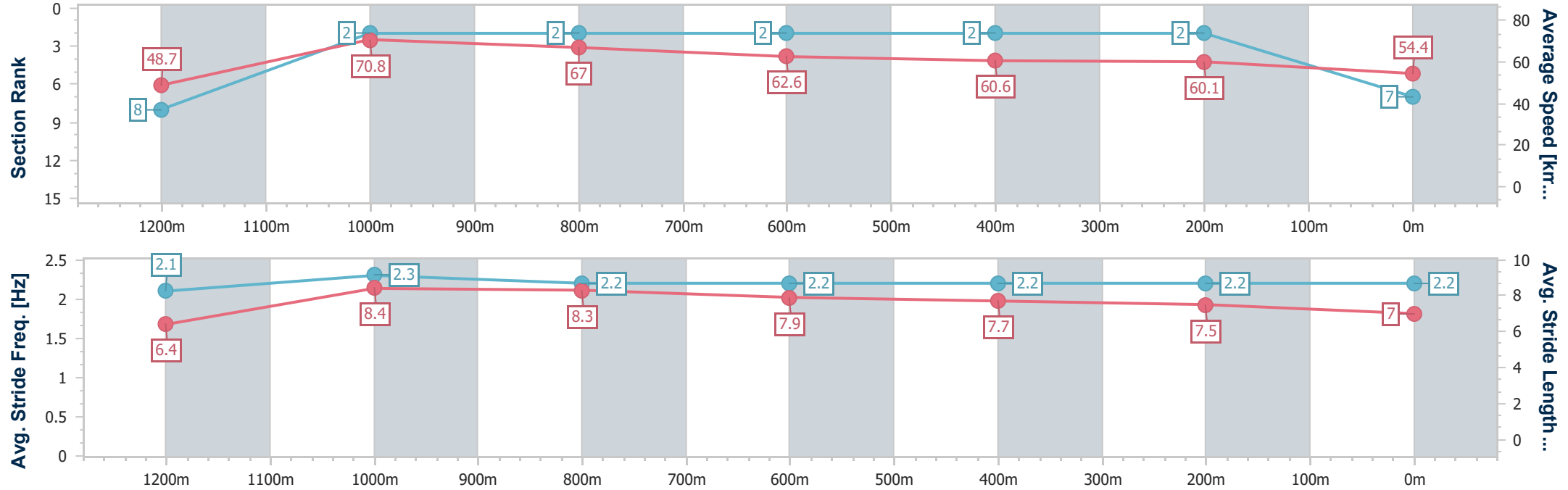


DoombenProfessional
Race 6: LADBROKES FAST PAYOUTS Fillies and Mares Class 3
Handicap - 1350m
25 June 2025 - 14:29
Track Rating: Soft 5, Weather: Overcast, Rail Position: +6m Entire



BRISBANE
RACING CLUB

Section	Overall	1200m	1000m	800m	600m	400m	200m						
Section Times	1:20.57 [7] (0:11.07)	1:09.50 [8] (0:10.17)	0:59.33 [2] (0:10.78)	0:48.55 [2] (0:11.51)	0:37.04 [2] (0:11.83)	0:25.21 [2] (0:12.01)	0:13.20 [2] (0:13.20)						
Average Speed [km/h]	48.7	70.8	67.0	62.6	60.6	60.1	54.4						
Top Speed [km/h]	68.2	72.3	70.5	63.9	61.9	61.7	57.3						
Avg. Dist. to Rail [m]	8.9	3.6	0.9	0.2	0.4	0.9	1.3						
Avg. Stride Freq. [Hz]	2.1	2.3	2.2	2.2	2.2	2.2	2.2						
Avg. Stride Length [m]	6.4	8.4	8.3	7.9	7.7	7.5	7.0						





Horse/Jockey Name	Pele Princess
Final Rank	8
Fastest Section Time (Section)	0:10.77 (1200m)
Top Speed [km/h] (Section)	67.7 (1000m)
Race State	Finished

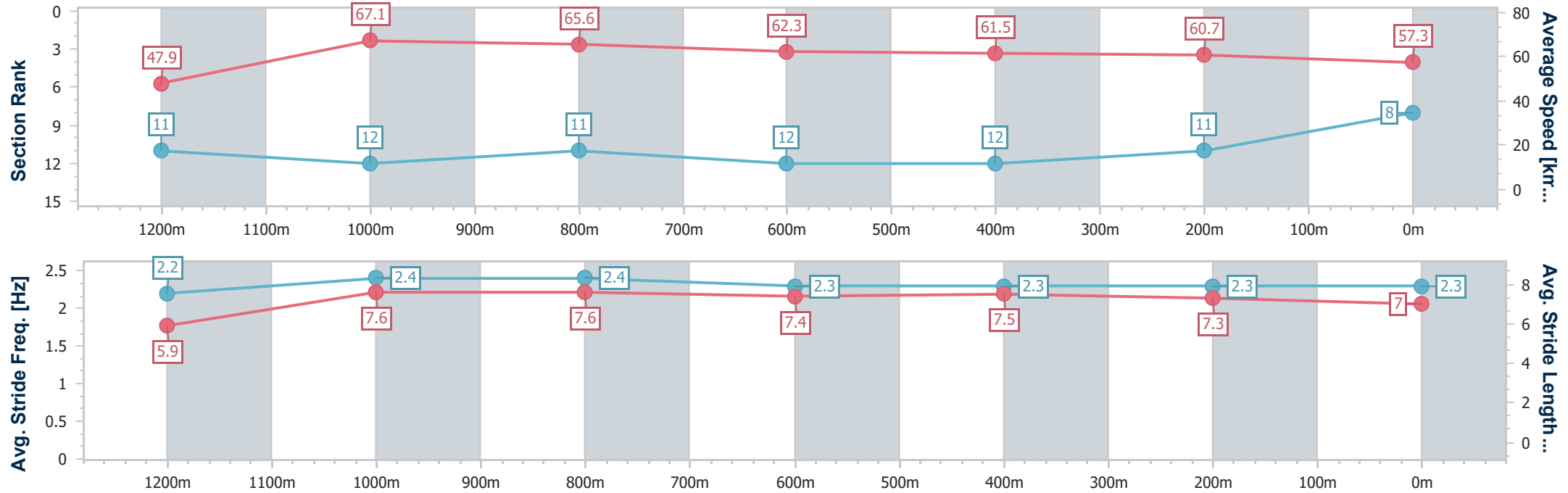


DoombenProfessional
Race 6: LADBROKES FAST PAYOUTS Fillies and Mares Class 3
Handicap - 1350m
25 June 2025 - 14:29
Track Rating: Soft 5, Weather: Overcast, Rail Position: +6m Entire



BRISBANE
RACING CLUB

Section	Overall	1200m	1000m	800m	600m	400m	200m						
Section Times	1:20.80 [8] (0:11.26)	1:09.54 [11] (0:10.77)	0:58.77 [12] (0:10.96)	0:47.81 [11] (0:11.59)	0:36.22 [12] (0:11.80)	0:24.42 [12] (0:11.87)	0:12.55 [11] (0:12.55)						
Average Speed [km/h]	47.9	67.1	65.6	62.3	61.5	60.7	57.3						
Top Speed [km/h]	65.8	67.5	67.7	63.8	62.7	61.6	59.6						
Avg. Dist. to Rail [m]	4.5	0.5	0.3	0.8	0.7	3.0	4.3						
Avg. Stride Freq. [Hz]	2.2	2.4	2.4	2.3	2.3	2.3	2.3						
Avg. Stride Length [m]	5.9	7.6	7.6	7.4	7.5	7.3	7.0						





Horse/Jockey Name	Kamariya
Final Rank	9
Fastest Section Time (Section)	0:10.25 (1200m)
Top Speed [km/h] (Section)	70.6 (1200m)
Race State	Finished

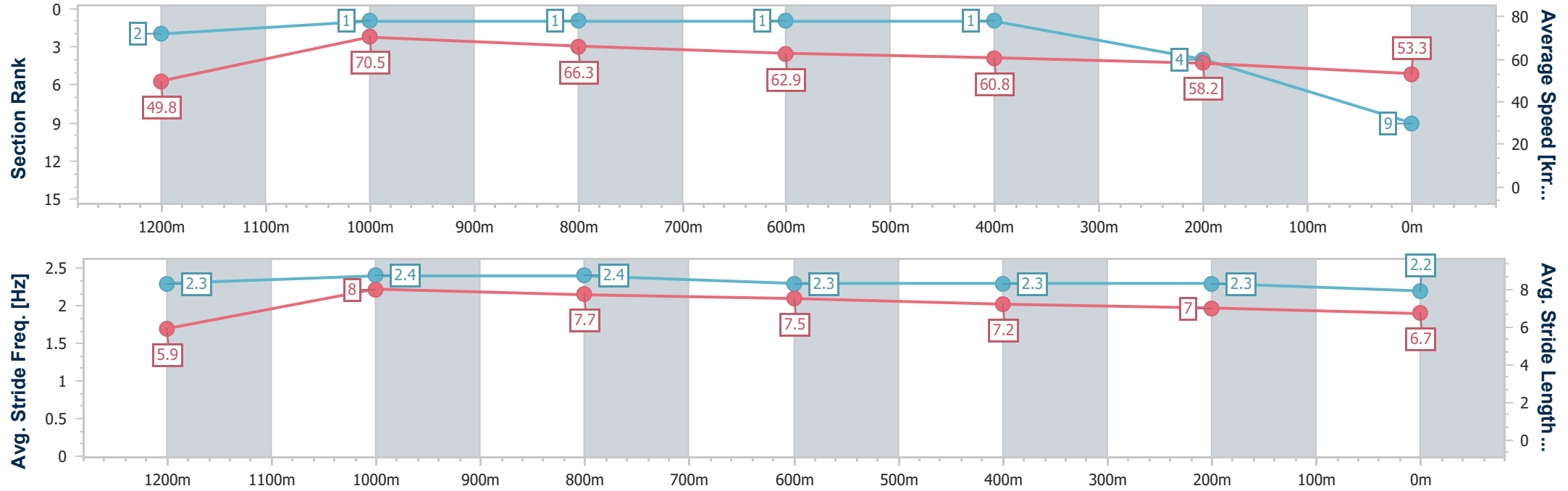


DoombenProfessional
Race 6: LADBROKES FAST PAYOUTS Fillies and Mares Class 3
Handicap - 1350m
25 June 2025 - 14:29
Track Rating: Soft 5, Weather: Overcast, Rail Position: +6m Entire



BRISBANE
RACING CLUB

Section	Overall	1200m	1000m	800m	600m	400m	200m						
Section Times	1:20.96 [9] (0:10.80)	1:10.16 [2] (0:10.25)	0:59.91 [1] (0:10.82)	0:49.09 [1] (0:11.49)	0:37.60 [1] (0:11.82)	0:25.78 [1] (0:12.28)	0:13.50 [4] (0:13.50)						
Average Speed [km/h]	49.8	70.5	66.3	62.9	60.8	58.2	53.3						
Top Speed [km/h]	68.9	70.6	69.5	63.8	61.9	59.8	55.8						
Avg. Dist. to Rail [m]	6.9	2.4	0.3	0.3	0.6	1.6	1.2						
Avg. Stride Freq. [Hz]	2.3	2.4	2.4	2.3	2.3	2.3	2.2						
Avg. Stride Length [m]	5.9	8.0	7.7	7.5	7.2	7.0	6.7						





Horse/Jockey Name	Hello In There
Final Rank	10
Fastest Section Time (Section)	0:10.85 (1200m)
Top Speed [km/h] (Section)	67.8 (1200m)
Race State	Finished

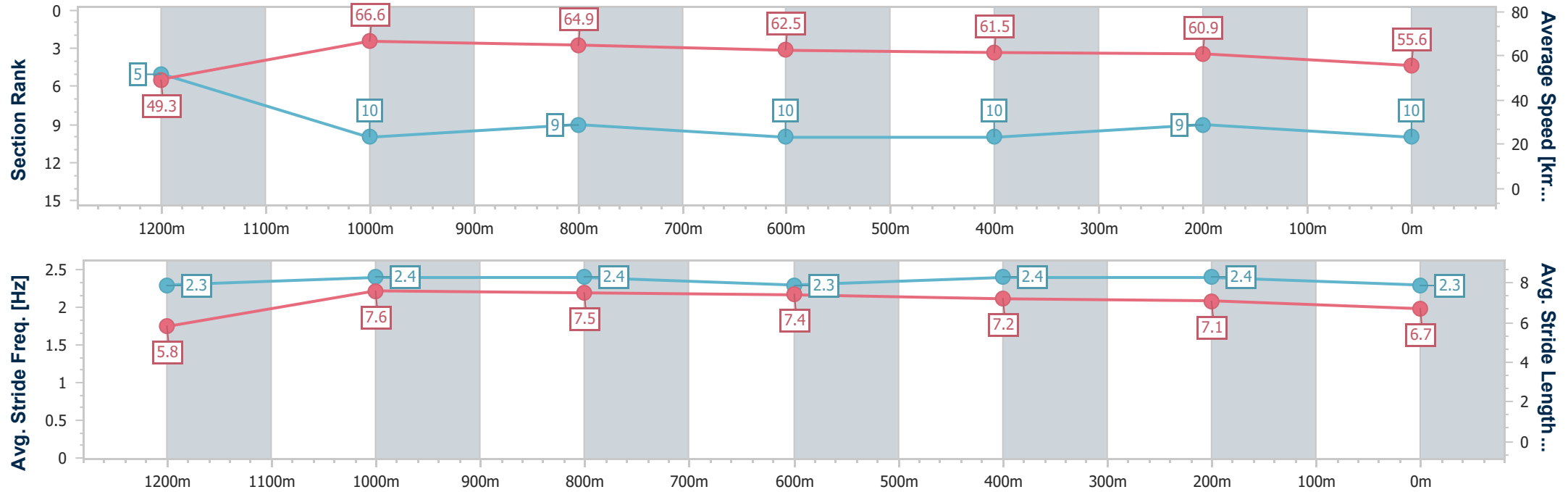


DoombenProfessional
Race 6: LADBROKES FAST PAYOUTS Fillies and Mares Class 3
Handicap - 1350m
25 June 2025 - 14:29
Track Rating: Soft 5, Weather: Overcast, Rail Position: +6m Entire



BRISBANE
RACING CLUB

Section	Overall	1200m	1000m	800m	600m	400m	200m						
Section Times	1:20.97 [10] (0:10.95)	1:10.02 [5] (0:10.85)	0:59.17 [10] (0:11.07)	0:48.10 [9] (0:11.57)	0:36.53 [10] (0:11.74)	0:24.79 [10] (0:11.84)	0:12.95 [9] (0:12.95)						
Average Speed [km/h]	49.3	66.6	64.9	62.5	61.5	60.9	55.6						
Top Speed [km/h]	66.3	67.8	67.6	63.2	63.5	62.9	57.9						
Avg. Dist. to Rail [m]	1.8	0.3	0.6	0.5	0.7	2.3	4.3						
Avg. Stride Freq. [Hz]	2.3	2.4	2.4	2.3	2.4	2.4	2.3						
Avg. Stride Length [m]	5.8	7.6	7.5	7.4	7.2	7.1	6.7						





Horse/Jockey Name	Ringer's Reward
Final Rank	11
Fastest Section Time (Section)	0:10.57 (1200m)
Top Speed [km/h] (Section)	69.0 (1200m)
Race State	Finished

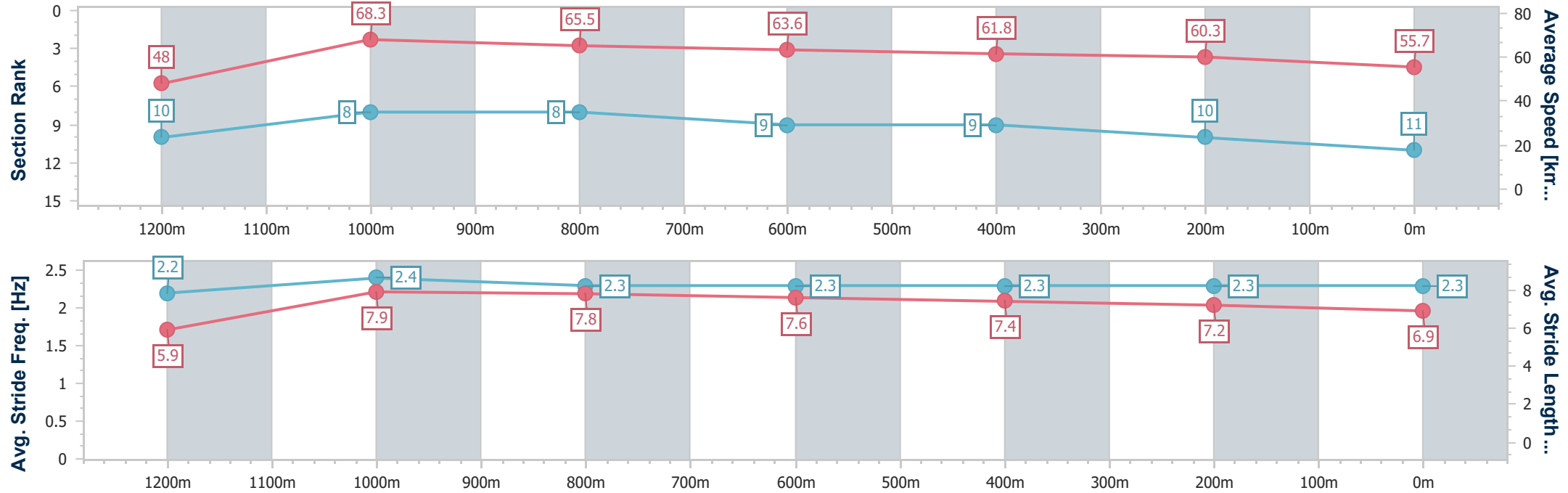


DoombenProfessional
Race 6: LADBROKES FAST PAYOUTS Fillies and Mares Class 3
Handicap - 1350m
25 June 2025 - 14:29
Track Rating: Soft 5, Weather: Overcast, Rail Position: +6m Entire



BRISBANE
RACING CLUB

Section	Overall	1200m	1000m	800m	600m	400m	200m						
Section Times	1:21.10 [11] (0:11.21)	1:09.89 [10] (0:10.57)	0:59.32 [8] (0:11.08)	0:48.24 [8] (0:11.47)	0:36.77 [9] (0:11.77)	0:25.00 [9] (0:12.04)	0:12.96 [10] (0:12.96)						
Average Speed [km/h]	48.0	68.3	65.5	63.6	61.8	60.3	55.7						
Top Speed [km/h]	66.7	69.0	67.7	64.9	64.7	61.7	58.0						
Avg. Dist. to Rail [m]	12.9	5.6	2.9	2.2	2.5	4.1	6.0						
Avg. Stride Freq. [Hz]	2.2	2.4	2.3	2.3	2.3	2.3	2.3						
Avg. Stride Length [m]	5.9	7.9	7.8	7.6	7.4	7.2	6.9						





Horse/Jockey Name	Iron Grace
Final Rank	12
Fastest Section Time (Section)	0:10.63 (1200m)
Top Speed [km/h] (Section)	68.5 (1200m)
Race State	Finished

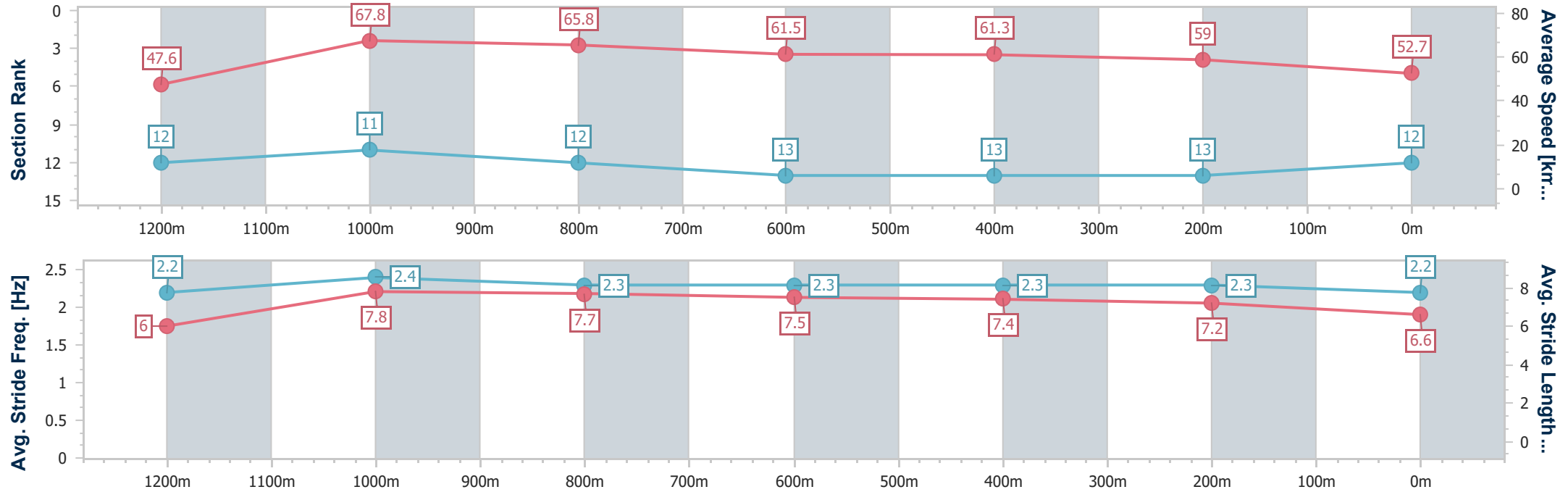


DoombenProfessional
Race 6: LADBROKES FAST PAYOUTS Fillies and Mares Class 3
Handicap - 1350m
25 June 2025 - 14:29
Track Rating: Soft 5, Weather: Overcast, Rail Position: +6m Entire



BRISBANE
RACING CLUB

Section	Overall	1200m	1000m	800m	600m	400m	200m						
Section Times	1:22.57 [12] (0:11.34)	1:11.23 [12] (0:10.63)	1:00.60 [11] (0:11.03)	0:49.57 [12] (0:11.76)	0:37.81 [13] (0:11.87)	0:25.94 [13] (0:12.29)	0:13.65 [13] (0:13.65)						
Average Speed [km/h]	47.6	67.8	65.8	61.5	61.3	59.0	52.7						
Top Speed [km/h]	65.0	68.5	67.7	64.3	62.5	60.5	57.1						
Avg. Dist. to Rail [m]	9.8	3.1	1.8	1.4	2.2	3.4	5.2						
Avg. Stride Freq. [Hz]	2.2	2.4	2.3	2.3	2.3	2.3	2.2						
Avg. Stride Length [m]	6.0	7.8	7.7	7.5	7.4	7.2	6.6						





Horse/Jockey Name	Rocketeer Girl
Final Rank	13
Fastest Section Time (Section)	0:10.49 (1200m)
Top Speed [km/h] (Section)	69.7 (1200m)
Race State	Finished

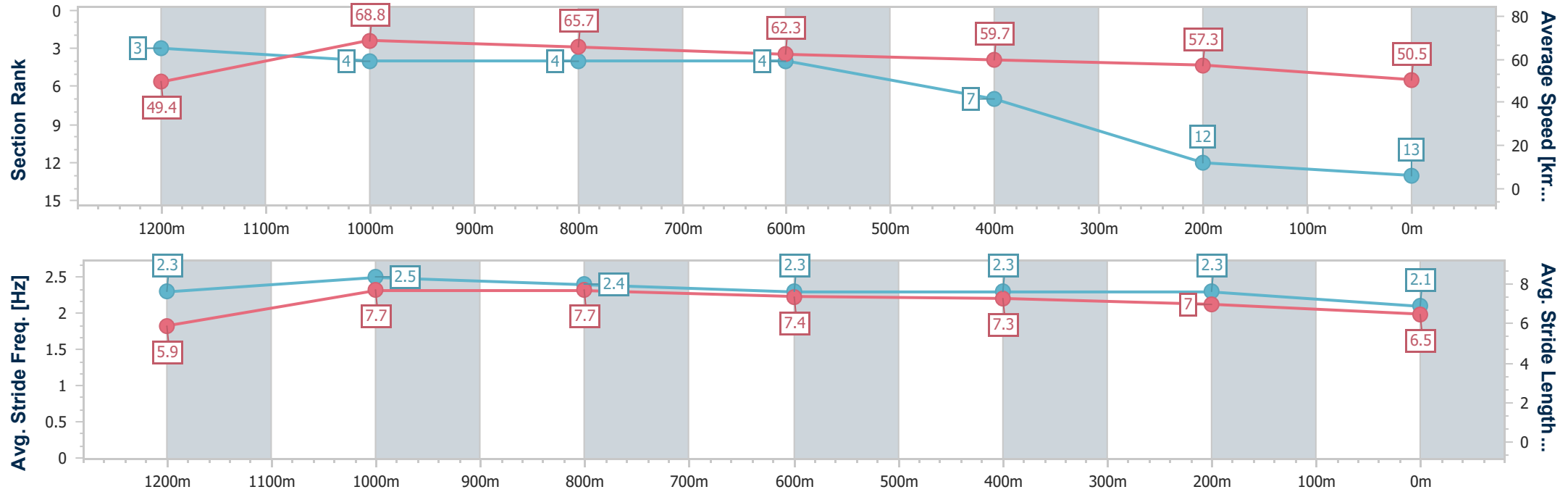


DoombenProfessional
Race 6: LADBROKES FAST PAYOUTS Fillies and Mares Class 3
Handicap - 1350m
25 June 2025 - 14:29
Track Rating: Soft 5, Weather: Overcast, Rail Position: +6m Entire



BRISBANE
RACING CLUB

Section	Overall	1200m	1000m	800m	600m	400m	200m						
Section Times	1:22.84 [13] (0:10.91)	1:11.93 [3] (0:10.49)	1:01.44 [4] (0:10.96)	0:50.48 [4] (0:11.58)	0:38.90 [4] (0:12.04)	0:26.86 [7] (0:12.62)	0:14.24 [12] (0:14.24)						
Average Speed [km/h]	49.4	68.8	65.7	62.3	59.7	57.3	50.5						
Top Speed [km/h]	68.4	69.7	68.7	64.4	61.5	58.2	54.1						
Avg. Dist. to Rail [m]	5.0	1.6	0.8	0.6	0.2	1.3	1.8						
Avg. Stride Freq. [Hz]	2.3	2.5	2.4	2.3	2.3	2.3	2.1						
Avg. Stride Length [m]	5.9	7.7	7.7	7.4	7.3	7.0	6.5						





DoombenProfessional
Race 7: XXXX GOLD Colts, Geldings and Entires Class 3 Handicap - 1350m

25 June 2025 - 15:04



Track Rating: Soft 5, Weather: Overcast, Rail Position: +6m Entire

Section		Overall				1200m	1000m	800m	600m	400m	Last 600m	
Field Times		1:20.38				1:09.48	0:58.91	0:47.87	0:36.20	0:24.33	0:36.20	
		(0:10.90)				(0:10.57)	(0:11.04)	(0:11.67)	(0:11.87)	(0:11.71)		
Rank	TAB Horse/Jockey	Barrier	Top Speed [km/h]	Fastest Section								Distance Travelled [m]
1	3 ZOUTHUR	11	69.1	0:10.57	1:20.38 [1]	1:09.48 [1]	0:58.91 [1]	0:47.75 [2]	0:36.04 [2]	0:24.30 [2]	0:36.04	
	Cobi Vitler		1200m	1200m	(0:10.90)	(0:10.57)	(0:11.16)	(0:11.71)	(0:11.74)	(0:11.71)		
2	11 HEREDITARY	1	67.9	0:10.75	1:20.44 [2]	1:09.45 [3]	0:58.70 [4]	0:47.72 [3]	0:36.06 [3]	0:24.32 [3]	0:36.06	+2
	Mark Du Plessis		1000m	1200m	(0:10.99)	(0:10.75)	(0:10.98)	(0:11.66)	(0:11.74)	(0:11.64)		
3	4 EL PENSADOR	3	68.4	0:10.80	1:20.50 [3]	1:09.34 [7]	0:58.54 [7]	0:47.67 [5]	0:35.90 [7]	0:24.07 [6]	0:35.90	+6
	Cody Collis		1200m	1200m	(0:11.16)	(0:10.80)	(0:10.87)	(0:11.77)	(0:11.83)	(0:11.40)		
4	7 TAMBOURINE MAN	9	68.5	0:10.88	1:20.59 [4]	1:09.30 [9]	0:58.38 [8]	0:47.50 [8]	0:35.83 [8]	0:24.06 [8]	0:35.83	+7
	Karl Zechner		1000m	1000m	(0:11.29)	(0:10.92)	(0:10.88)	(0:11.67)	(0:11.77)	(0:11.62)		
5	2 VICTORY COMMAND	10	67.0	0:10.94	1:20.61 [5]	1:09.17 [10]	0:58.23 [10]	0:47.13 [10]	0:35.51 [10]	0:23.80 [10]	0:35.51	+6
	Robbie Dolan		1000m	1200m	(0:11.44)	(0:10.94)	(0:11.10)	(0:11.62)	(0:11.71)	(0:11.50)		
6	9 CRESSBROOK	6	68.8	0:10.61	1:20.70 [6]	1:09.57 [4]	0:58.96 [3]	0:47.94 [4]	0:36.15 [5]	0:24.43 [4]	0:36.15	+8
	Angela Jones		1200m	1200m	(0:11.13)	(0:10.61)	(0:11.02)	(0:11.79)	(0:11.72)	(0:11.68)		
7	8 CARACORON	2	67.7	0:10.95	1:20.77 [7]	1:09.61 [6]	0:58.56 [9]	0:47.61 [9]	0:35.98 [9]	0:24.25 [7]	0:35.98	+1
	Jake Bayliss		1000m	1000m	(0:11.16)	(0:11.05)	(0:10.95)	(0:11.63)	(0:11.73)	(0:11.67)		
8	14 HAYAKU	7	67.3	0:10.97	1:20.80 [8]	1:09.29 [11]	0:58.17 [11]	0:47.20 [11]	0:35.67 [11]	0:23.85 [11]	0:35.67	+4
	Ron Stewart		1000m	1000m	(0:11.51)	(0:11.12)	(0:10.97)	(0:11.53)	(0:11.82)	(0:11.45)		
9	10 TREASURER	4	68.5	0:10.76	1:21.51 [9]	1:10.37 [5]	0:59.61 [6]	0:48.58 [7]	0:37.02 [4]	0:25.10 [5]	0:37.02	+7
	Dale Smith		1200m	1200m	(0:11.14)	(0:10.76)	(0:11.03)	(0:11.56)	(0:11.92)	(0:11.76)		
10	13 VON BEE	8	68.9	0:10.61	1:22.21 [10]	1:11.23 [2]	1:00.62 [2]	0:49.70 [1]	0:38.03 [1]	0:26.16 [1]	0:38.03	+5
	Emily Lang		1200m	1200m	(0:10.98)	(0:10.61)	(0:10.92)	(0:11.67)	(0:11.87)	(0:12.15)		

Scratched: Noble Decree (#1), Out Of Aces (#6)

Report Created: Wed 25 June 2025 15:51 GMT+10 (Note: Timing is based on position data)

Page 1/16

[] Ranking at each section and finish
-:-:- No data available at this section
NA No data available

SCN Saddle cloth number
DNF Did not finish
DNT Did not track

data processed by **TRIPLESDATA**



DoombenProfessional
Race 7: XXXX GOLD Colts, Geldings and Entires Class 3 Handicap - 1350m

25 June 2025 - 15:04



Track Rating: Soft 5, Weather: Overcast, Rail Position: +6m Entire

Section						Overall	1200m	1000m	800m	600m	400m	Last 600m	
Field Times						1:20.38 (0:10.90)	1:09.48 (0:10.57)	0:58.91 (0:11.04)	0:47.87 (0:11.67)	0:36.20 (0:11.87)	0:24.33 (0:11.71)	0:36.20	
Rank	TAB	Horse/Jockey	Barrier	Top Speed [km/h]	Fastest Section							Distance Travelled [m]	
11	5	AMBASSADORS	12	69.0	0:10.64	1:22.44 [11]	1:11.24 [8]	1:00.60 [5]	0:49.52 [6]	0:37.88 [6]	0:25.82 [9]	0:37.88	+13
		Taylor Marshall		1200m	1200m	(0:11.20)	(0:10.64)	(0:11.08)	(0:11.64)	(0:12.06)	(0:11.91)		
12	12	EASTOWN	5	67.6	0:10.84	1:22.50 [12]	1:10.65 [12]	0:59.81 [12]	0:48.85 [12]	0:37.26 [12]	0:25.54 [12]	0:37.26	+12
		Damien Thornton		1200m	1200m	(0:11.85)	(0:10.84)	(0:10.96)	(0:11.59)	(0:11.72)	(0:11.83)		

Scratched: Noble Decree (#1), Out Of Aces (#6)



DoombenProfessional
Race 7: XXXX GOLD Colts, Geldings and Entires Class 3 Handicap - 1350m

25 June 2025 - 15:04



Track Rating: Soft 5, Weather: Overcast, Rail Position: +6m Entire

Section Field Times				200m 0:12.62 (0:12.62)				Last 600m 0:36.20	
Rank	TAB	Horse/Jockey	Barrier	Top Speed [km/h]	Fastest Section	Margin		Distance Travelled [m]	
1	3	ZOUTHUR	11	69.1	0:10.57	0:12.59 [2]	1:20.38	0:36.04	
		Cobi Vitler		1200m	1200m	(0:12.59)			
2	11	HEREDITARY	1	67.9	0:10.75	0:12.68 [1]	0.34L	0:36.06	+2
		Mark Du Plessis		1000m	1200m	(0:12.68)			
3	4	EL PENSADOR	3	68.4	0:10.80	0:12.67 [3]	0.68L	0:35.90	+6
		Cody Collis		1200m	1200m	(0:12.67)			
4	7	TAMBOURINE MAN	9	68.5	0:10.88	0:12.44 [5]	1.21L	0:35.83	+7
		Karl Zechner		1000m	1000m	(0:12.44)			
5	2	VICTORY COMMAND	10	67.0	0:10.94	0:12.30 [9]	1.35L	0:35.51	+6
		Robbie Dolan		1000m	1200m	(0:12.30)			
6	9	CRESSBROOK	6	68.8	0:10.61	0:12.75 [4]	1.88L	0:36.15	+8
		Angela Jones		1200m	1200m	(0:12.75)			
7	8	CARACORON	2	67.7	0:10.95	0:12.58 [7]	2.27L	0:35.98	+1
		Jake Bayliss		1000m	1000m	(0:12.58)			
8	14	HAYAKU	7	67.3	0:10.97	0:12.40 [10]	2.44L	0:35.67	+4
		Ron Stewart		1000m	1000m	(0:12.40)			
9	10	TREASURER	4	68.5	0:10.76	0:13.34 [6]	6.62L	0:37.02	+7
		Dale Smith		1200m	1200m	(0:13.34)			
10	13	VON BEE	8	68.9	0:10.61	0:14.01 [8]	10.76L	0:38.03	+5
		Emily Lang		1200m	1200m	(0:14.01)			

Scratched: Noble Decree (#1), Out Of Aces (#6)



DoombenProfessional
Race 7: XXXX GOLD Colts, Geldings and Entires Class 3 Handicap - 1350m

25 June 2025 - 15:04



Track Rating: Soft 5, Weather: Overcast, Rail Position: +6m Entire

Section					200m		Last 600m		
Field Times					0:12.62 (0:12.62)		0:36.20		
Rank	TAB	Horse/Jockey	Barrier	Top Speed [km/h]	Fastest Section	Margin		Distance Travelled [m]	
11	5	AMBASSADORS	12	69.0	0:10.64	0:13.91 [11]	12.08L	0:37.88	+13
		Taylor Marshall		1200m	1200m	(0:13.91)			
12	12	EASTOWN	5	67.6	0:10.84	0:13.71 [12]	12.47L	0:37.26	+12
		Damien Thornton		1200m	1200m	(0:13.71)			

Scratched: Noble Decree (#1), Out Of Aces (#6)



Horse/Jockey Name	Zouthur
Final Rank	1
Fastest Section Time (Section)	0:10.57 (1200m)
Top Speed [km/h] (Section)	69.1 (1200m)
Race State	Finished



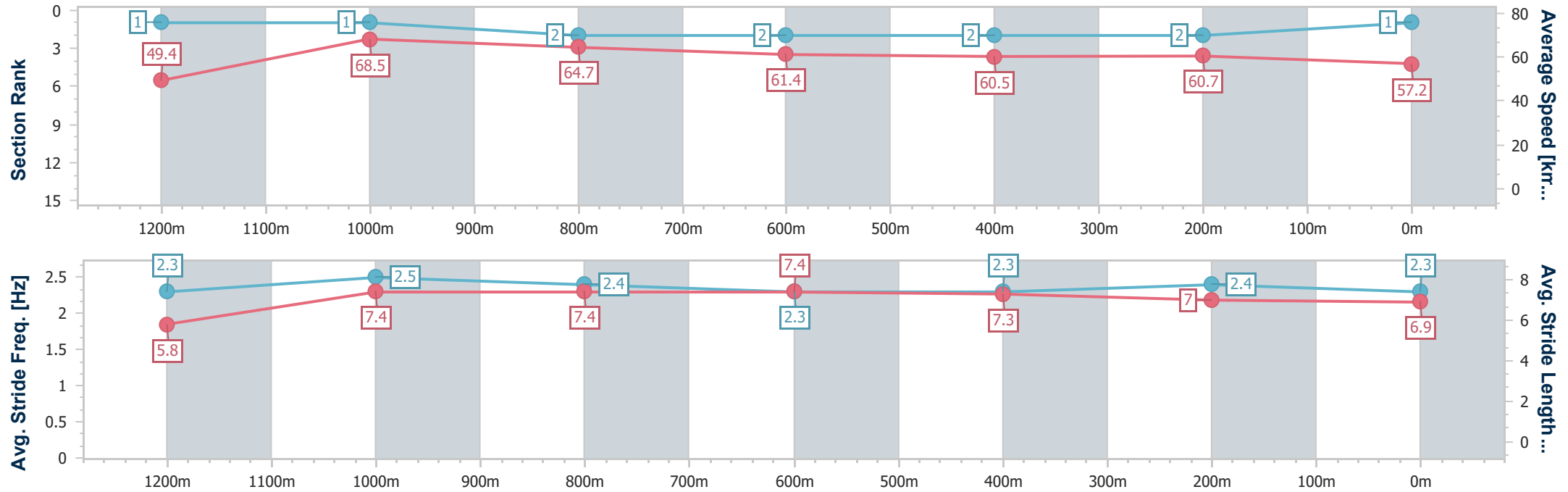
DoombenProfessional
Race 7: XXXX GOLD Colts, Geldings and Entires Class 3
Handicap - 1350m
25 June 2025 - 15:04



BRISBANE
RACING CLUB

Track Rating: Soft 5, Weather: Overcast, Rail Position: +6m Entire

Section	Overall	1200m	1000m	800m	600m	400m	200m						
Section Times	1:20.38 [1] (0:10.90)	1:09.48 [1] (0:10.57)	0:58.91 [1] (0:11.16)	0:47.75 [2] (0:11.71)	0:36.04 [2] (0:11.74)	0:24.30 [2] (0:11.71)	0:12.59 [2] (0:12.59)						
Average Speed [km/h]	49.4	68.5	64.7	61.4	60.5	60.7	57.2						
Top Speed [km/h]	67.9	69.1	67.8	62.8	61.3	61.6	60.0						
Avg. Dist. to Rail [m]	9.8	2.9	1.9	0.6	2.4	6.1	5.2						
Avg. Stride Freq. [Hz]	2.3	2.5	2.4	2.3	2.3	2.4	2.3						
Avg. Stride Length [m]	5.8	7.4	7.4	7.4	7.3	7.0	6.9						





Horse/Jockey Name	Hereditary
Final Rank	2
Fastest Section Time (Section)	0:10.75 (1200m)
Top Speed [km/h] (Section)	67.9 (1000m)
Race State	Finished

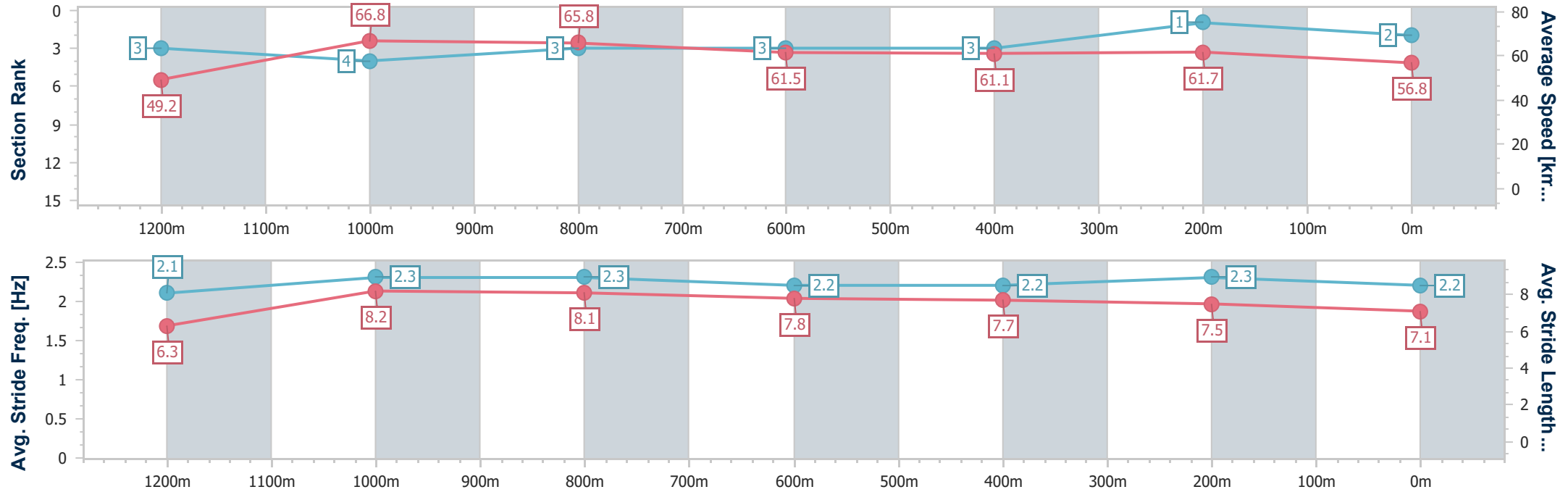


DoombenProfessional
Race 7: XXXX GOLD Colts, Geldings and Entires Class 3
Handicap - 1350m
25 June 2025 - 15:04
Track Rating: Soft 5, Weather: Overcast, Rail Position: +6m Entire



BRISBANE
RACING CLUB

Section	Overall	1200m	1000m	800m	600m	400m	200m						
Section Times	1:20.44 [2] (0:10.99)	1:09.45 [3] (0:10.75)	0:58.70 [4] (0:10.98)	0:47.72 [3] (0:11.66)	0:36.06 [3] (0:11.74)	0:24.32 [3] (0:11.64)	0:12.68 [1] (0:12.68)						
Average Speed [km/h]	49.2	66.8	65.8	61.5	61.1	61.7	56.8						
Top Speed [km/h]	65.4	67.9	67.9	62.9	61.9	62.6	60.1						
Avg. Dist. to Rail [m]	1.7	0.4	0.3	0.2	1.1	1.0	0.4						
Avg. Stride Freq. [Hz]	2.1	2.3	2.3	2.2	2.2	2.3	2.2						
Avg. Stride Length [m]	6.3	8.2	8.1	7.8	7.7	7.5	7.1						





Horse/Jockey Name	El Pensador
Final Rank	3
Fastest Section Time (Section)	0:10.80 (1200m)
Top Speed [km/h] (Section)	68.4 (1200m)
Race State	Finished

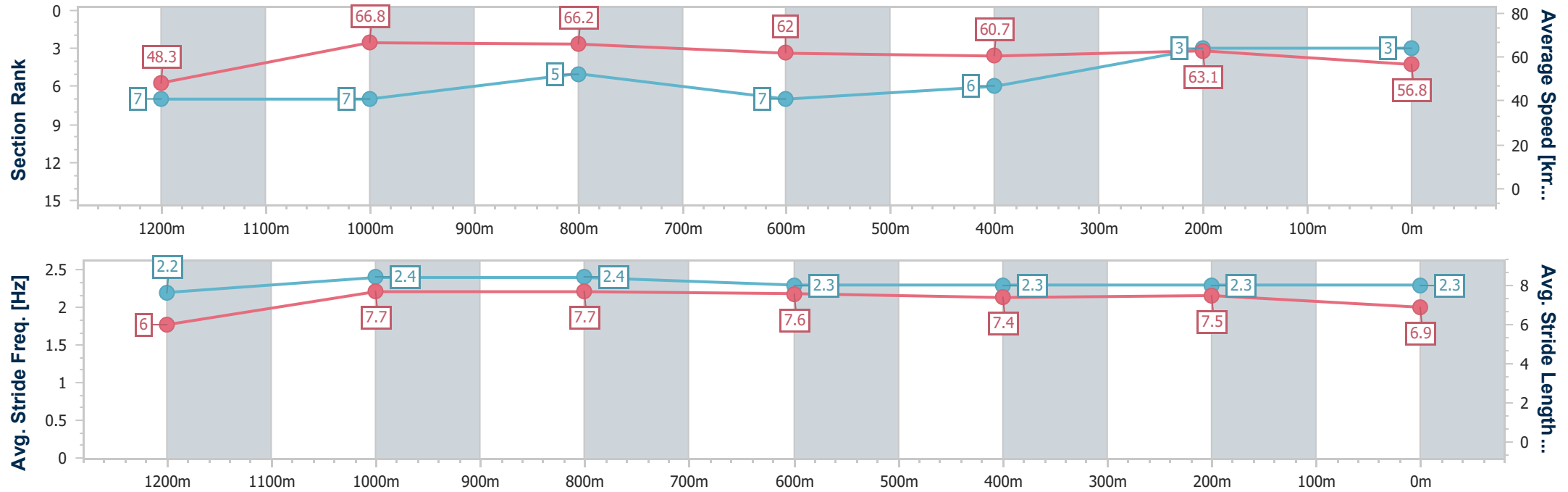


DoombenProfessional
Race 7: XXXX GOLD Colts, Geldings and Entires Class 3
Handicap - 1350m
25 June 2025 - 15:04
Track Rating: Soft 5, Weather: Overcast, Rail Position: +6m Entire



BRISBANE
RACING CLUB

Section	Overall	1200m	1000m	800m	600m	400m	200m						
Section Times	1:20.50 [3] (0:11.16)	1:09.34 [7] (0:10.80)	0:58.54 [7] (0:10.87)	0:47.67 [5] (0:11.77)	0:35.90 [7] (0:11.83)	0:24.07 [6] (0:11.40)	0:12.67 [3] (0:12.67)						
Average Speed [km/h]	48.3	66.8	66.2	62.0	60.7	63.1	56.8						
Top Speed [km/h]	64.1	68.4	68.3	63.9	62.4	64.6	61.6						
Avg. Dist. to Rail [m]	2.1	0.9	0.5	2.0	1.2	0.6	0.4						
Avg. Stride Freq. [Hz]	2.2	2.4	2.4	2.3	2.3	2.3	2.3						
Avg. Stride Length [m]	6.0	7.7	7.7	7.6	7.4	7.5	6.9						





Horse/Jockey Name	Tambourine Man
Final Rank	4
Fastest Section Time (Section)	0:10.88 (1000m)
Top Speed [km/h] (Section)	68.5 (1000m)
Race State	Finished

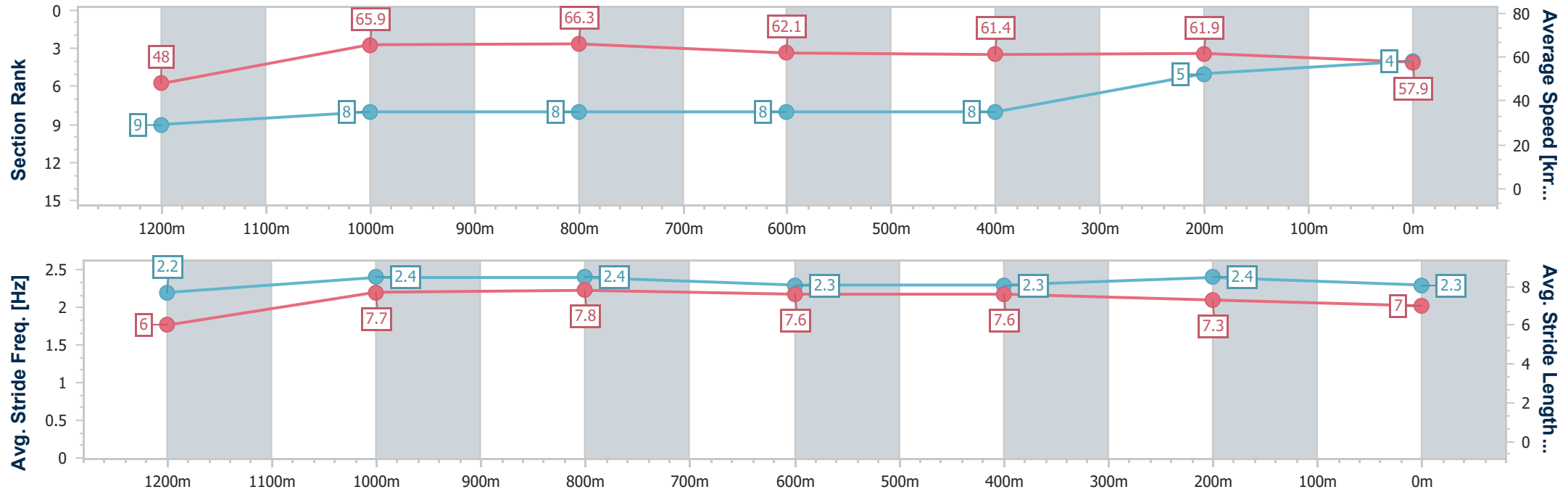


DoombenProfessional
Race 7: XXXX GOLD Colts, Geldings and Entires Class 3
Handicap - 1350m
25 June 2025 - 15:04
Track Rating: Soft 5, Weather: Overcast, Rail Position: +6m Entire



BRISBANE
RACING CLUB

Section	Overall	1200m	1000m	800m	600m	400m	200m						
Section Times	1:20.59 [4] (0:11.29)	1:09.30 [9] (0:10.92)	0:58.38 [8] (0:10.88)	0:47.50 [8] (0:11.67)	0:35.83 [8] (0:11.77)	0:24.06 [8] (0:11.62)	0:12.44 [5] (0:12.44)						
Average Speed [km/h]	48.0	65.9	66.3	62.1	61.4	61.9	57.9						
Top Speed [km/h]	64.7	68.4	68.5	63.9	61.8	63.3	60.7						
Avg. Dist. to Rail [m]	8.4	2.6	1.3	1.3	0.3	1.8	3.0						
Avg. Stride Freq. [Hz]	2.2	2.4	2.4	2.3	2.3	2.4	2.3						
Avg. Stride Length [m]	6.0	7.7	7.8	7.6	7.6	7.3	7.0						





Horse/Jockey Name	Victory Command
Final Rank	5
Fastest Section Time (Section)	0:10.94 (1200m)
Top Speed [km/h] (Section)	67.0 (1000m)
Race State	Finished

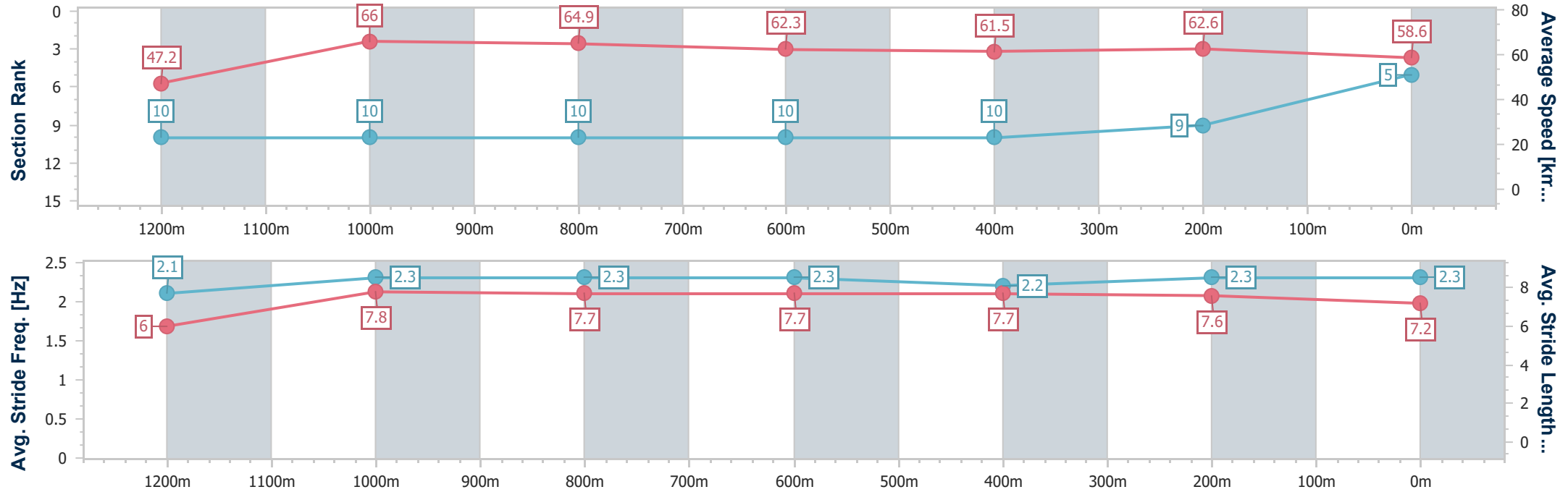


DoombenProfessional
Race 7: XXXX GOLD Colts, Geldings and Entires Class 3
Handicap - 1350m
25 June 2025 - 15:04
Track Rating: Soft 5, Weather: Overcast, Rail Position: +6m Entire



BRISBANE
RACING CLUB

Section	Overall	1200m	1000m	800m	600m	400m	200m						
Section Times	1:20.61 [5] (0:11.44)	1:09.17 [10] (0:10.94)	0:58.23 [10] (0:11.10)	0:47.13 [10] (0:11.62)	0:35.51 [10] (0:11.71)	0:23.80 [10] (0:11.50)	0:12.30 [9] (0:12.30)						
Average Speed [km/h]	47.2	66.0	64.9	62.3	61.5	62.6	58.6						
Top Speed [km/h]	65.3	66.8	67.0	63.5	63.0	63.9	61.4						
Avg. Dist. to Rail [m]	8.5	1.7	1.3	0.9	0.3	1.4	4.2						
Avg. Stride Freq. [Hz]	2.1	2.3	2.3	2.3	2.2	2.3	2.3						
Avg. Stride Length [m]	6.0	7.8	7.7	7.7	7.7	7.6	7.2						





Horse/Jockey Name	Cressbrook
Final Rank	6
Fastest Section Time (Section)	0:10.61 (1200m)
Top Speed [km/h] (Section)	68.8 (1200m)
Race State	Finished

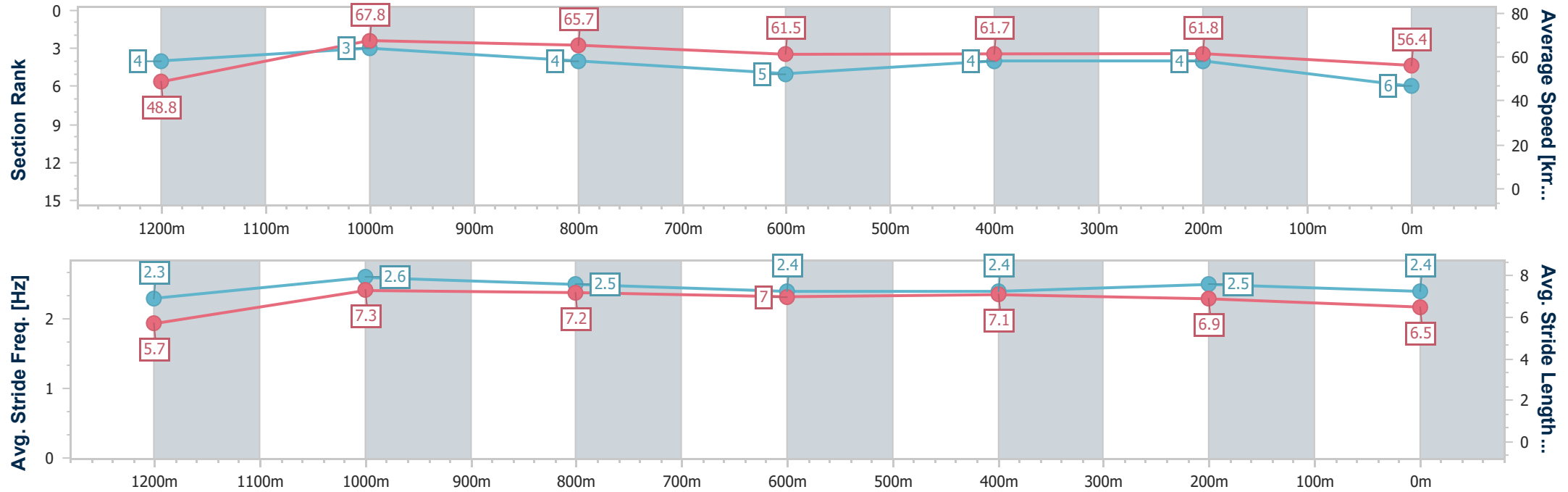


DoombenProfessional
Race 7: XXXX GOLD Colts, Geldings and Entires Class 3
Handicap - 1350m
25 June 2025 - 15:04
Track Rating: Soft 5, Weather: Overcast, Rail Position: +6m Entire



BRISBANE
RACING CLUB

Section	Overall	1200m	1000m	800m	600m	400m	200m						
Section Times	1:20.70 [6] (0:11.13)	1:09.57 [4] (0:10.61)	0:58.96 [3] (0:11.02)	0:47.94 [4] (0:11.79)	0:36.15 [5] (0:11.72)	0:24.43 [4] (0:11.68)	0:12.75 [4] (0:12.75)						
Average Speed [km/h]	48.8	67.8	65.7	61.5	61.7	61.8	56.4						
Top Speed [km/h]	66.6	68.8	67.4	62.9	62.6	62.9	59.8						
Avg. Dist. to Rail [m]	6.0	2.9	1.7	1.7	1.1	1.2	1.1						
Avg. Stride Freq. [Hz]	2.3	2.6	2.5	2.4	2.4	2.5	2.4						
Avg. Stride Length [m]	5.7	7.3	7.2	7.0	7.1	6.9	6.5						





Horse/Jockey Name	Caracoron
Final Rank	7
Fastest Section Time (Section)	0:10.95 (1000m)
Top Speed [km/h] (Section)	67.7 (1000m)
Race State	Finished

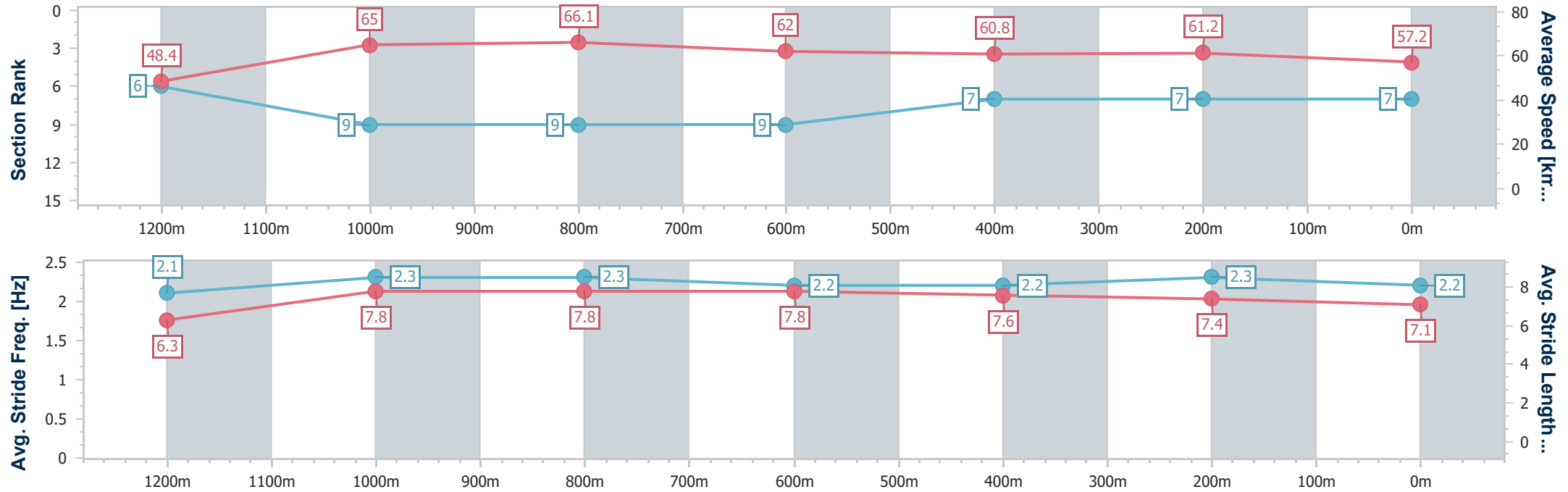


DoombenProfessional
Race 7: XXXX GOLD Colts, Geldings and Entires Class 3
Handicap - 1350m
25 June 2025 - 15:04
Track Rating: Soft 5, Weather: Overcast, Rail Position: +6m Entire



BRISBANE
RACING CLUB

Section	Overall	1200m	1000m	800m	600m	400m	200m						
Section Times	1:20.77 [7] (0:11.16)	1:09.61 [6] (0:11.05)	0:58.56 [9] (0:10.95)	0:47.61 [9] (0:11.63)	0:35.98 [9] (0:11.73)	0:24.25 [7] (0:11.67)	0:12.58 [7] (0:12.58)						
Average Speed [km/h]	48.4	65.0	66.1	62.0	60.8	61.2	57.2						
Top Speed [km/h]	65.7	67.4	67.7	64.2	61.7	62.7	59.9						
Avg. Dist. to Rail [m]	2.6	0.5	0.8	0.5	1.9	1.3	1.2						
Avg. Stride Freq. [Hz]	2.1	2.3	2.3	2.2	2.2	2.3	2.2						
Avg. Stride Length [m]	6.3	7.8	7.8	7.8	7.6	7.4	7.1						





Horse/Jockey Name	Hayaku
Final Rank	8
Fastest Section Time (Section)	0:10.97 (1000m)
Top Speed [km/h] (Section)	67.3 (1000m)
Race State	Finished

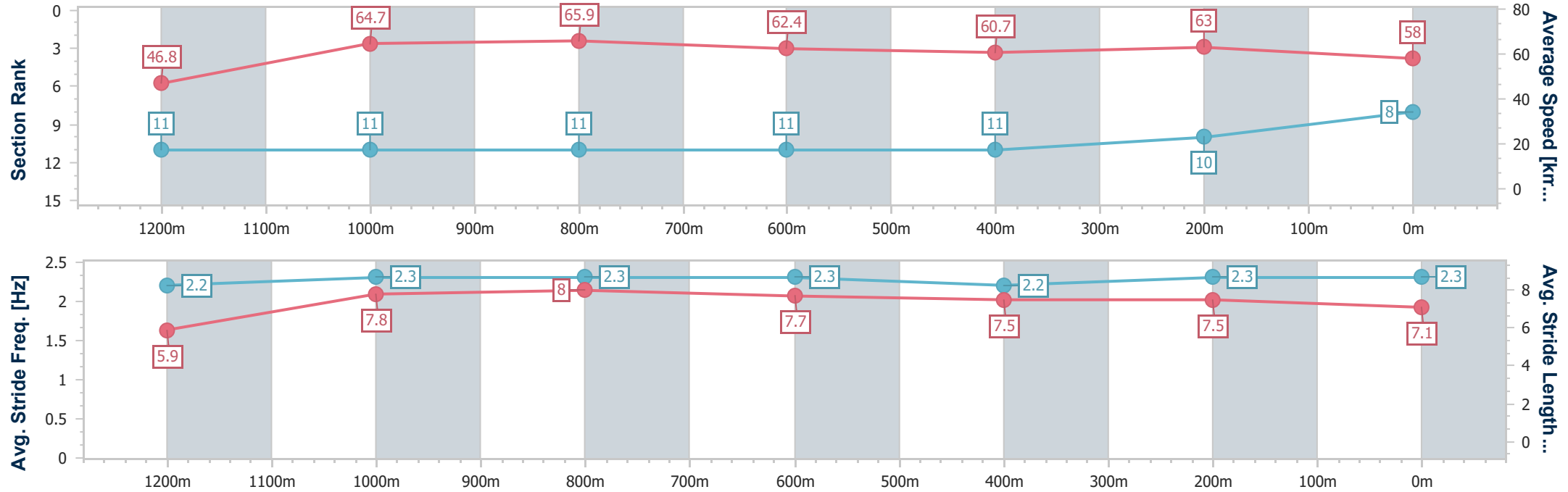


DoombenProfessional
Race 7: XXXX GOLD Colts, Geldings and Entires Class 3
Handicap - 1350m
25 June 2025 - 15:04
Track Rating: Soft 5, Weather: Overcast, Rail Position: +6m Entire



BRISBANE
RACING CLUB

Section	Overall	1200m	1000m	800m	600m	400m	200m						
Section Times	1:20.80 [8] (0:11.51)	1:09.29 [11] (0:11.12)	0:58.17 [11] (0:10.97)	0:47.20 [11] (0:11.53)	0:35.67 [11] (0:11.82)	0:23.85 [11] (0:11.45)	0:12.40 [10] (0:12.40)						
Average Speed [km/h]	46.8	64.7	65.9	62.4	60.7	63.0	58.0						
Top Speed [km/h]	64.4	66.4	67.3	63.7	61.9	64.0	61.5						
Avg. Dist. to Rail [m]	5.1	0.6	0.4	0.5	0.5	0.9	1.8						
Avg. Stride Freq. [Hz]	2.2	2.3	2.3	2.3	2.2	2.3	2.3						
Avg. Stride Length [m]	5.9	7.8	8.0	7.7	7.5	7.5	7.1						





Horse/Jockey Name	Treasurer
Final Rank	9
Fastest Section Time (Section)	0:10.76 (1200m)
Top Speed [km/h] (Section)	68.5 (1200m)
Race State	Finished



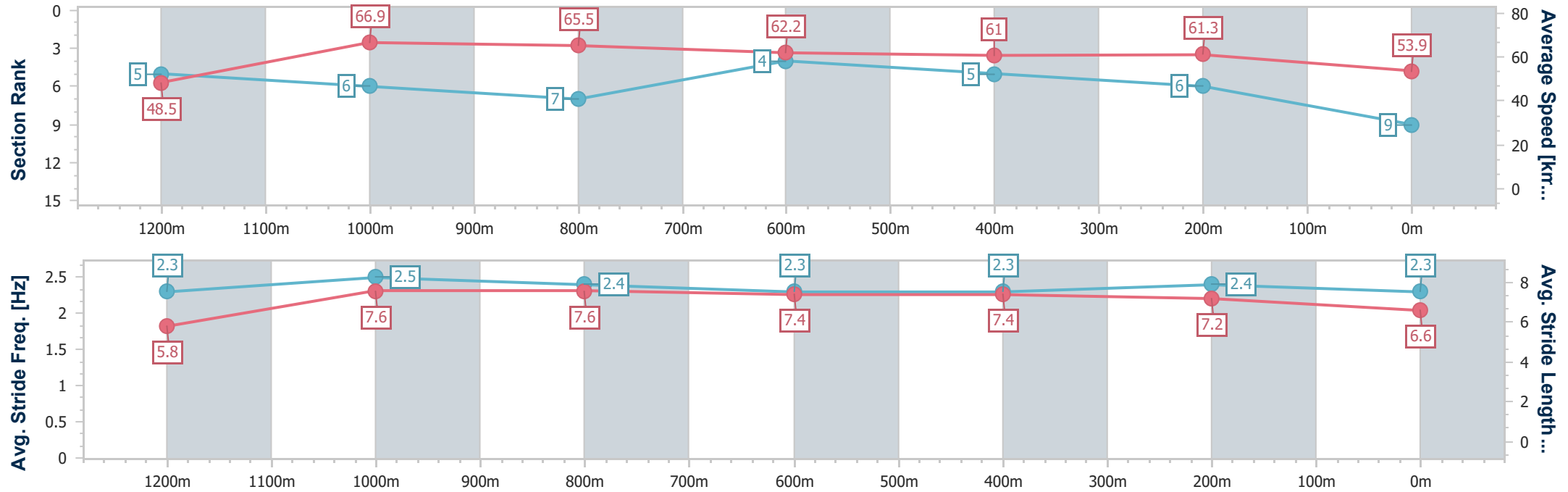
DoombenProfessional
Race 7: XXXX GOLD Colts, Geldings and Entires Class 3
Handicap - 1350m
25 June 2025 - 15:04



BRISBANE
RACING CLUB

Track Rating: Soft 5, Weather: Overcast, Rail Position: +6m Entire

Section	Overall	1200m	1000m	800m	600m	400m	200m						
Section Times	1:21.51 [9] (0:11.14)	1:10.37 [5] (0:10.76)	0:59.61 [6] (0:11.03)	0:48.58 [7] (0:11.56)	0:37.02 [4] (0:11.92)	0:25.10 [5] (0:11.76)	0:13.34 [6] (0:13.34)						
Average Speed [km/h]	48.5	66.9	65.5	62.2	61.0	61.3	53.9						
Top Speed [km/h]	66.6	68.5	68.4	62.9	61.7	62.8	59.3						
Avg. Dist. to Rail [m]	4.6	1.7	0.6	0.4	1.3	2.2	2.4						
Avg. Stride Freq. [Hz]	2.3	2.5	2.4	2.3	2.3	2.4	2.3						
Avg. Stride Length [m]	5.8	7.6	7.6	7.4	7.4	7.2	6.6						





Horse/Jockey Name	Von Bee
Final Rank	10
Fastest Section Time (Section)	0:10.61 (1200m)
Top Speed [km/h] (Section)	68.9 (1200m)
Race State	Finished



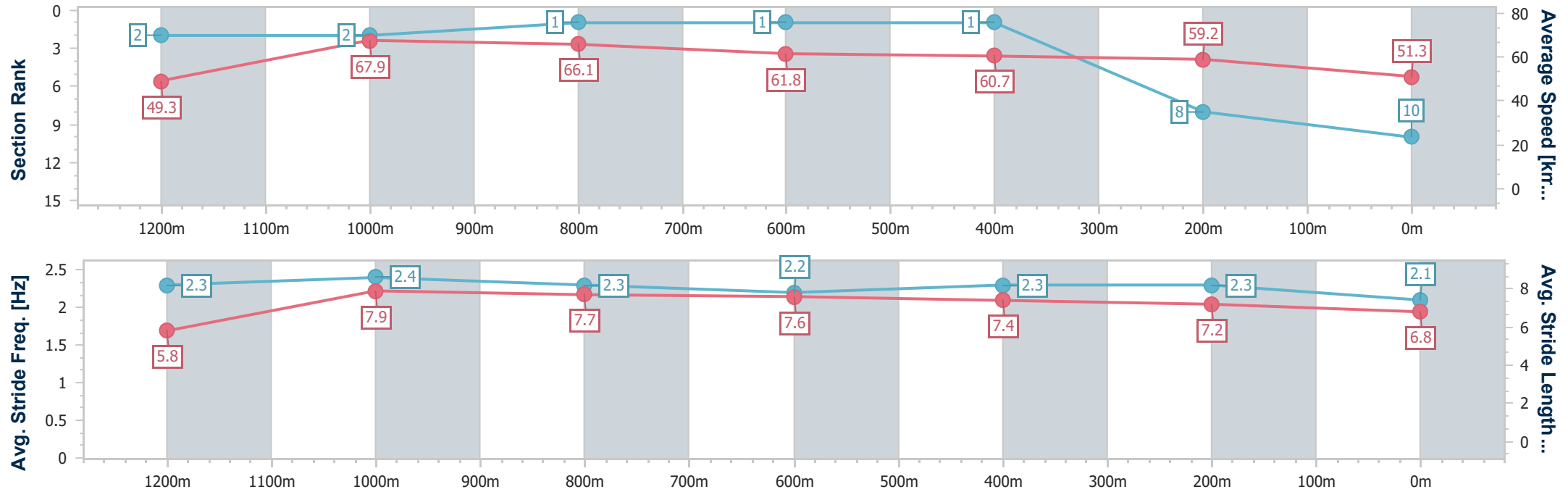
DoombenProfessional
Race 7: XXXX GOLD Colts, Geldings and Entires Class 3
Handicap - 1350m
25 June 2025 - 15:04



BRISBANE
RACING CLUB

Track Rating: Soft 5, Weather: Overcast, Rail Position: +6m Entire

Section	Overall	1200m	1000m	800m	600m	400m	200m						
Section Times	1:22.21 [10] (0:10.98)	1:11.23 [2] (0:10.61)	1:00.62 [2] (0:10.92)	0:49.70 [1] (0:11.67)	0:38.03 [1] (0:11.87)	0:26.16 [1] (0:12.15)	0:14.01 [8] (0:14.01)						
Average Speed [km/h]	49.3	67.9	66.1	61.8	60.7	59.2	51.3						
Top Speed [km/h]	65.9	68.9	68.4	63.3	61.4	59.9	58.1						
Avg. Dist. to Rail [m]	8.0	4.7	2.5	0.8	0.4	0.9	2.0						
Avg. Stride Freq. [Hz]	2.3	2.4	2.3	2.2	2.3	2.3	2.1						
Avg. Stride Length [m]	5.8	7.9	7.7	7.6	7.4	7.2	6.8						





Horse/Jockey Name	Ambassadors
Final Rank	11
Fastest Section Time (Section)	0:10.64 (1200m)
Top Speed [km/h] (Section)	69.0 (1200m)
Race State	Finished

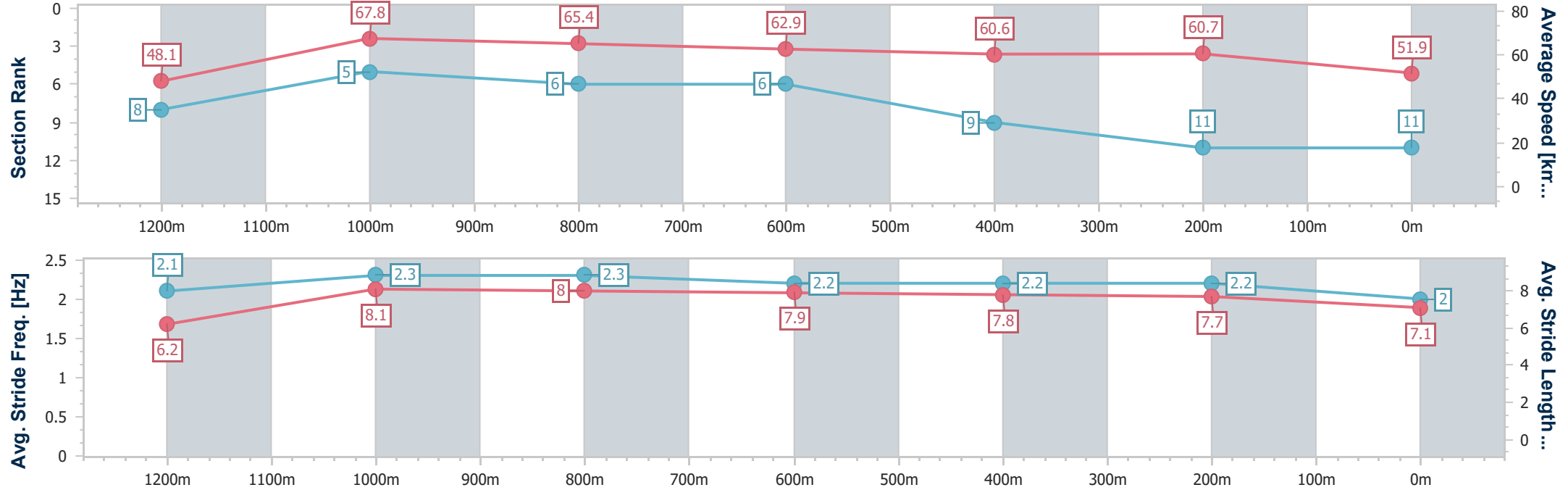


DoombenProfessional
Race 7: XXXX GOLD Colts, Geldings and Entires Class 3
Handicap - 1350m
25 June 2025 - 15:04
Track Rating: Soft 5, Weather: Overcast, Rail Position: +6m Entire



BRISBANE
RACING CLUB

Section	Overall	1200m	1000m	800m	600m	400m	200m						
Section Times	1:22.44 [11] (0:11.20)	1:11.24 [8] (0:10.64)	1:00.60 [5] (0:11.08)	0:49.52 [6] (0:11.64)	0:37.88 [6] (0:12.06)	0:25.82 [9] (0:11.91)	0:13.91 [11] (0:13.91)						
Average Speed [km/h]	48.1	67.8	65.4	62.9	60.6	60.7	51.9						
Top Speed [km/h]	66.4	69.0	68.0	63.6	62.1	61.7	58.9						
Avg. Dist. to Rail [m]	10.6	4.3	2.8	3.2	2.7	4.2	4.6						
Avg. Stride Freq. [Hz]	2.1	2.3	2.3	2.2	2.2	2.2	2.0						
Avg. Stride Length [m]	6.2	8.1	8.0	7.9	7.8	7.7	7.1						



[] Ranking at each section and finish
-.-.- No data available at this section
NA No data available



Horse/Jockey Name	Eastown
Final Rank	12
Fastest Section Time (Section)	0:10.84 (1200m)
Top Speed [km/h] (Section)	67.6 (1200m)
Race State	Finished

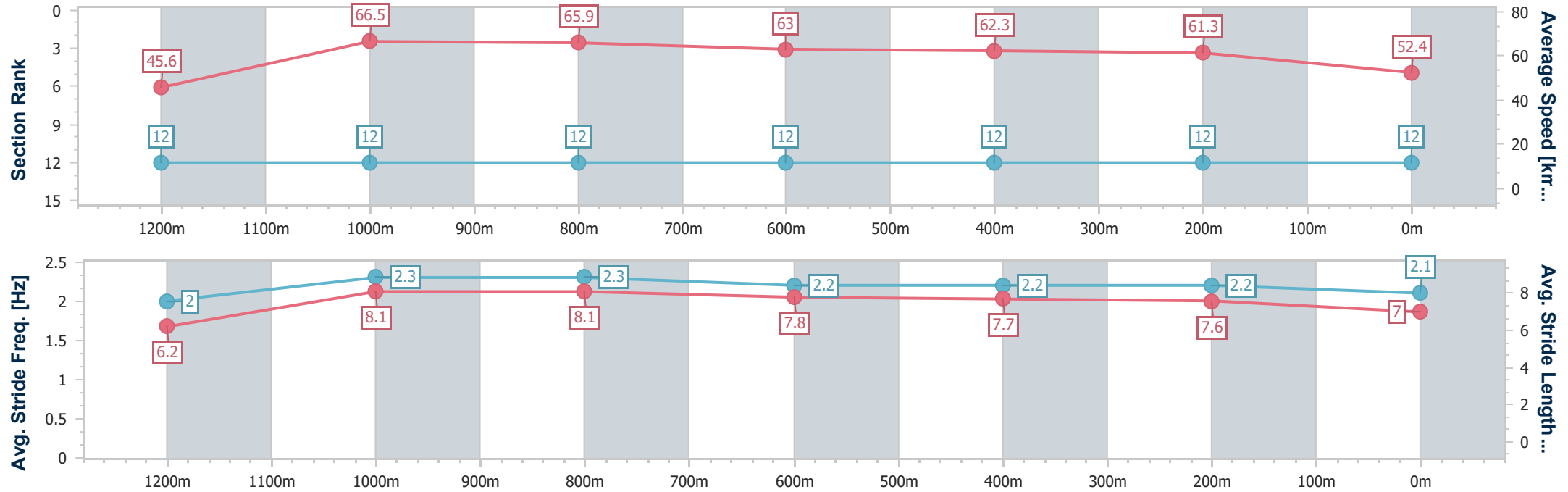


DoombenProfessional
Race 7: XXXX GOLD Colts, Geldings and Entires Class 3
Handicap - 1350m
25 June 2025 - 15:04
Track Rating: Soft 5, Weather: Overcast, Rail Position: +6m Entire



BRISBANE
RACING CLUB

Section	Overall	1200m	1000m	800m	600m	400m	200m						
Section Times	1:22.50 [12] (0:11.85)	1:10.65 [12] (0:10.84)	0:59.81 [12] (0:10.96)	0:48.85 [12] (0:11.59)	0:37.26 [12] (0:11.72)	0:25.54 [12] (0:11.83)	0:13.71 [12] (0:13.71)						
Average Speed [km/h]	45.6	66.5	65.9	63.0	62.3	61.3	52.4						
Top Speed [km/h]	64.6	67.6	67.4	64.9	63.2	63.3	57.9						
Avg. Dist. to Rail [m]	5.4	3.6	2.0	2.6	3.0	4.7	5.0						
Avg. Stride Freq. [Hz]	2.0	2.3	2.3	2.2	2.2	2.2	2.1						
Avg. Stride Length [m]	6.2	8.1	8.1	7.8	7.7	7.6	7.0						





DoombenProfessional

Race 8: SKY RACING QTIS Three-Year-Old Handicap - 1110m

25 June 2025 - 15:39



BRISBANE
RACING CLUB

Track Rating: Soft 5, Weather: Overcast, Rail Position: +6m Entire

Section						Overall	1000m	800m	600m	400m	200m	Last 600m		
Field Times						1:04.73 (0:08.36)	0:56.37 (0:10.34)	0:46.03 (0:10.88)	0:35.15 (0:11.42)	0:23.73 (0:11.57)	0:12.16 (0:12.16)	0:35.15		
Rank	TAB	Horse/Jockey	Barrier	Top Speed [km/h]	Fastest Section							Margin	Distance Travelled [m]	
1	11	SIX MORE SONGS	1	70.5	0:08.44	1:04.73 [1]	0:56.29 [2]	0:45.78 [2]	0:34.78 [3]	0:23.38 [3]	0:11.91 [3]	1:04.73	0:34.78	
		Angela Jones		1000m	Overall	(0:08.44)	(0:10.51)	(0:11.00)	(0:11.40)	(0:11.47)	(0:11.91)			
2	1	GIN A TONIC	4	69.0	0:08.69	1:04.73 [2]	0:56.04 [5]	0:45.30 [5]	0:34.46 [5]	0:23.10 [5]	0:11.84 [4]	0.03L	0:34.46	+7
		Cobi Vitler		800m	Overall	(0:08.69)	(0:10.74)	(0:10.84)	(0:11.36)	(0:11.26)	(0:11.84)			
3	2	TIGER TIE	8	70.7	0:08.66	1:04.93 [3]	0:56.27 [4]	0:45.90 [3]	0:35.14 [2]	0:23.79 [2]	0:12.36 [1]	1.17L	0:35.14	+3
		Tahlia Fenlon		1000m	Overall	(0:08.66)	(0:10.37)	(0:10.76)	(0:11.35)	(0:11.43)	(0:12.36)			
4	3	ALPHA BRAVO	3	70.8	0:08.36	1:05.10 [4]	0:56.74 [1]	0:46.40 [1]	0:35.52 [1]	0:24.10 [1]	0:12.50 [2]	2.19L	0:35.52	+0
		Ron Stewart		1000m	Overall	(0:08.36)	(0:10.34)	(0:10.88)	(0:11.42)	(0:11.60)	(0:12.50)			
5	8	PARO	5	69.2	0:09.05	1:05.32 [5]	0:56.27 [8]	0:45.65 [6]	0:34.71 [7]	0:23.52 [7]	0:12.27 [5]	3.48L	0:34.71	+4
		Robbie Dolan		1000m	Overall	(0:09.05)	(0:10.62)	(0:10.94)	(0:11.19)	(0:11.25)	(0:12.27)			
6	13	HEY CHARDONNAY	9	66.7	0:08.79	1:05.39 [6]	0:56.60 [6]	0:45.58 [8]	0:34.65 [8]	0:23.59 [6]	0:12.10 [7]	3.9L	0:34.65	+4
		Mark Du Plessis		1000m	Overall	(0:08.79)	(0:11.02)	(0:10.93)	(0:11.06)	(0:11.49)	(0:12.10)			
7	4	DANCE FOR ME RANDY	7	68.1	0:08.86	1:05.94 [7]	0:57.08 [7]	0:46.24 [7]	0:35.34 [6]	0:24.03 [8]	0:12.45 [8]	7.09L	0:35.34	+5
		Tiffani Brooker		1000m	Overall	(0:08.86)	(0:10.84)	(0:10.90)	(0:11.31)	(0:11.58)	(0:12.45)			
8	12	QUEENSTAR	2	69.0	0:08.60	1:06.48 [8]	0:57.88 [3]	0:47.17 [4]	0:36.41 [4]	0:25.04 [4]	0:13.22 [6]	10.31L	0:36.41	-2
		Emily Lang		1000m	Overall	(0:08.60)	(0:10.71)	(0:10.76)	(0:11.37)	(0:11.82)	(0:13.22)			

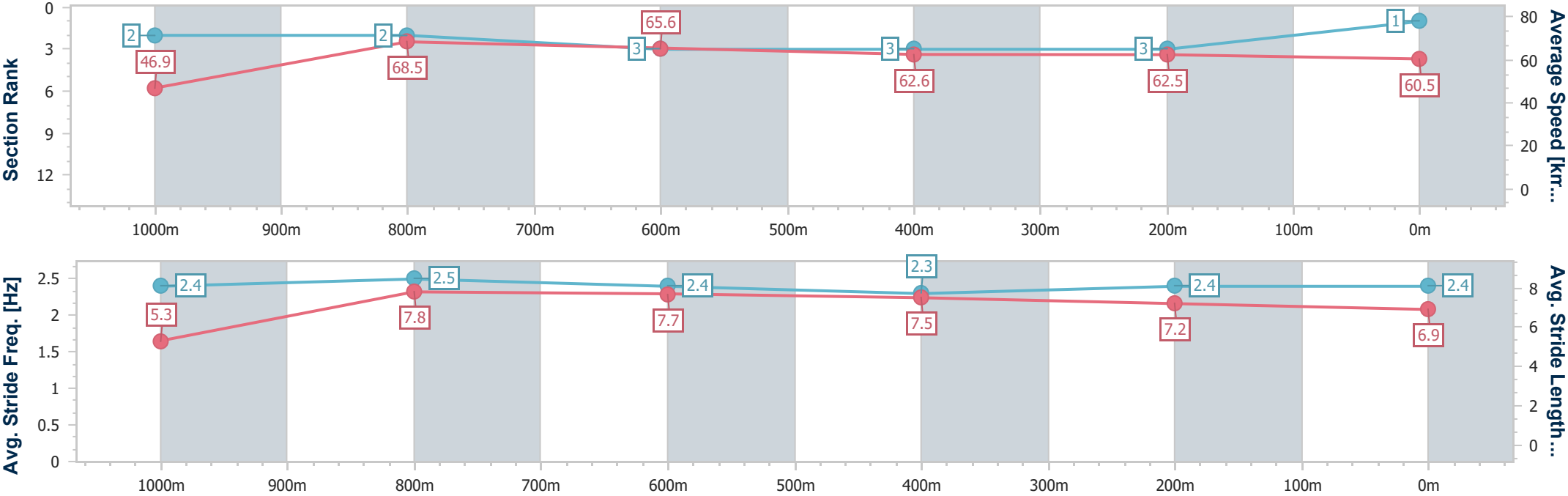
Scratched: I'm Zac (#6), Territory Ash (#9), Neil (#10), Break Free (#5), Joy A Plenty (#7)



Horse/Jockey Name	Six More Songs
Final Rank	1
Fastest Section Time (Section)	0:08.44 (Overall)
Top Speed [km/h] (Section)	70.5 (1000m)
Race State	Finished



Section	Overall	1000m	800m	600m	400m	200m								
Section Times	1:04.73 [1] (0:08.44)	0:56.29 [2] (0:10.51)	0:45.78 [2] (0:11.00)	0:34.78 [3] (0:11.40)	0:23.38 [3] (0:11.47)	0:11.91 [3] (0:11.91)								
Average Speed [km/h]	46.9	68.5	65.6	62.6	62.5	60.5								
Top Speed [km/h]	67.3	70.5	67.8	63.6	64.3	63.1								
Avg. Dist. to Rail [m]	0.7	0.3	0.4	1.1	1.5	3.2								
Avg. Stride Freq. [Hz]	2.4	2.5	2.4	2.3	2.4	2.4								
Avg. Stride Length [m]	5.3	7.8	7.7	7.5	7.2	6.9								

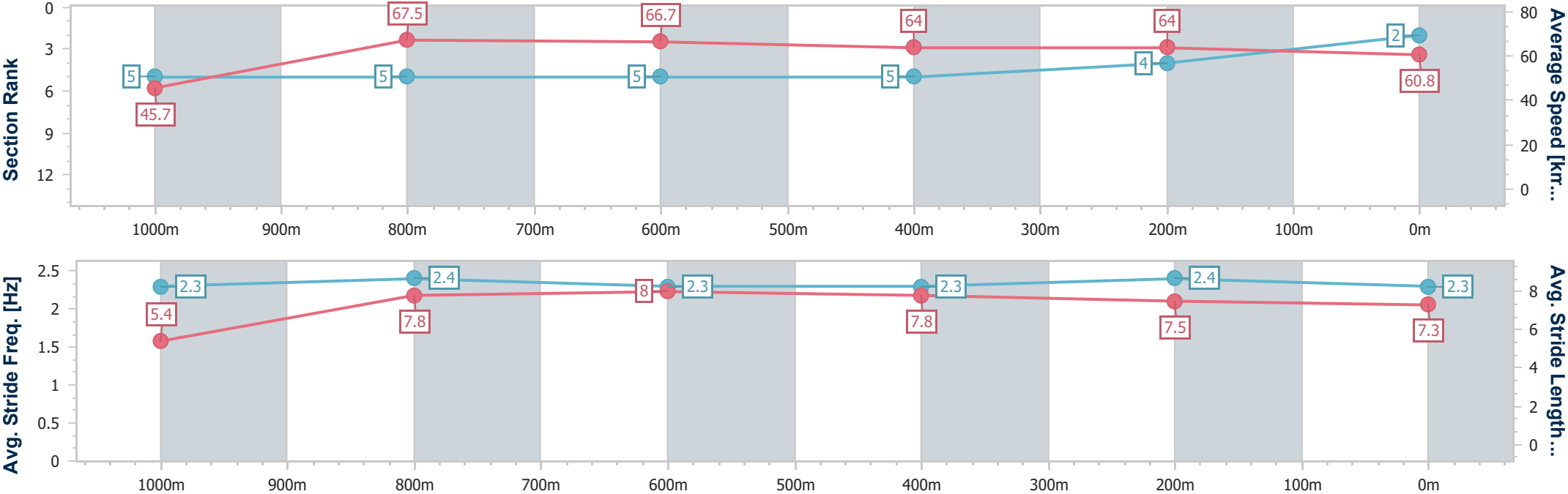




Horse/Jockey Name	Gin A Tonic
Final Rank	2
Fastest Section Time (Section)	0:08.69 (Overall)
Top Speed [km/h] (Section)	69.0 (800m)
Race State	Finished



Section	Overall	1000m	800m	600m	400m	200m								
Section Times	1:04.73 [2] (0:08.69)	0:56.04 [5] (0:10.74)	0:45.30 [5] (0:10.84)	0:34.46 [5] (0:11.36)	0:23.10 [5] (0:11.26)	0:11.84 [4] (0:11.84)								
Average Speed [km/h]	45.7	67.5	66.7	64.0	64.0	60.8								
Top Speed [km/h]	65.6	68.5	69.0	65.0	65.5	63.5								
Avg. Dist. to Rail [m]	4.6	2.7	1.5	1.1	2.3	4.0								
Avg. Stride Freq. [Hz]	2.3	2.4	2.3	2.3	2.4	2.3								
Avg. Stride Length [m]	5.4	7.8	8.0	7.8	7.5	7.3								





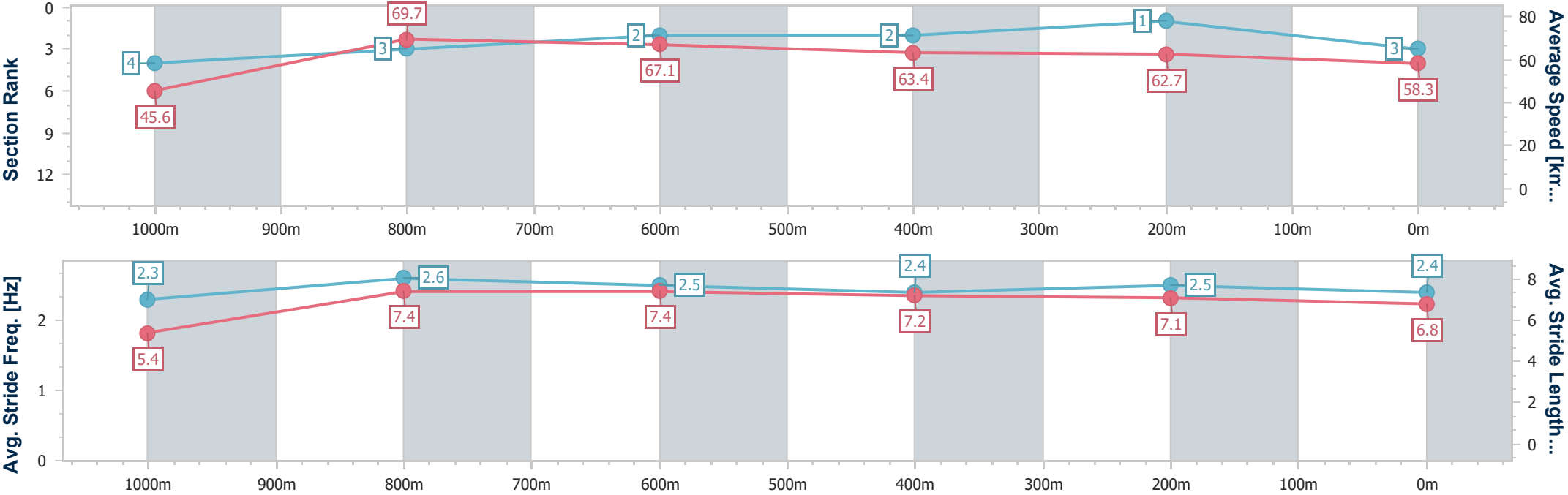
Horse/Jockey Name	Tiger Tie
Final Rank	3
Fastest Section Time (Section)	0:08.66 (Overall)
Top Speed [km/h] (Section)	70.7 (1000m)
Race State	Finished



DoombenProfessional
Race 8: SKY RACING QTIS Three-Year-Old Handicap - 1110m
25 June 2025 - 15:39
Track Rating: Soft 5, Weather: Overcast, Rail Position: +6m Entire



Section	Overall	1000m	800m	600m	400m	200m							
Section Times	1:04.93 [3] (0:08.66)	0:56.27 [4] (0:10.37)	0:45.90 [3] (0:10.76)	0:35.14 [2] (0:11.35)	0:23.79 [2] (0:11.43)	0:12.36 [1] (0:12.36)							
Average Speed [km/h]	45.6	69.7	67.1	63.4	62.7	58.3							
Top Speed [km/h]	67.7	70.7	70.1	64.6	63.5	62.2							
Avg. Dist. to Rail [m]	7.6	2.9	0.4	0.3	0.6	0.7							
Avg. Stride Freq. [Hz]	2.3	2.6	2.5	2.4	2.5	2.4							
Avg. Stride Length [m]	5.4	7.4	7.4	7.2	7.1	6.8							





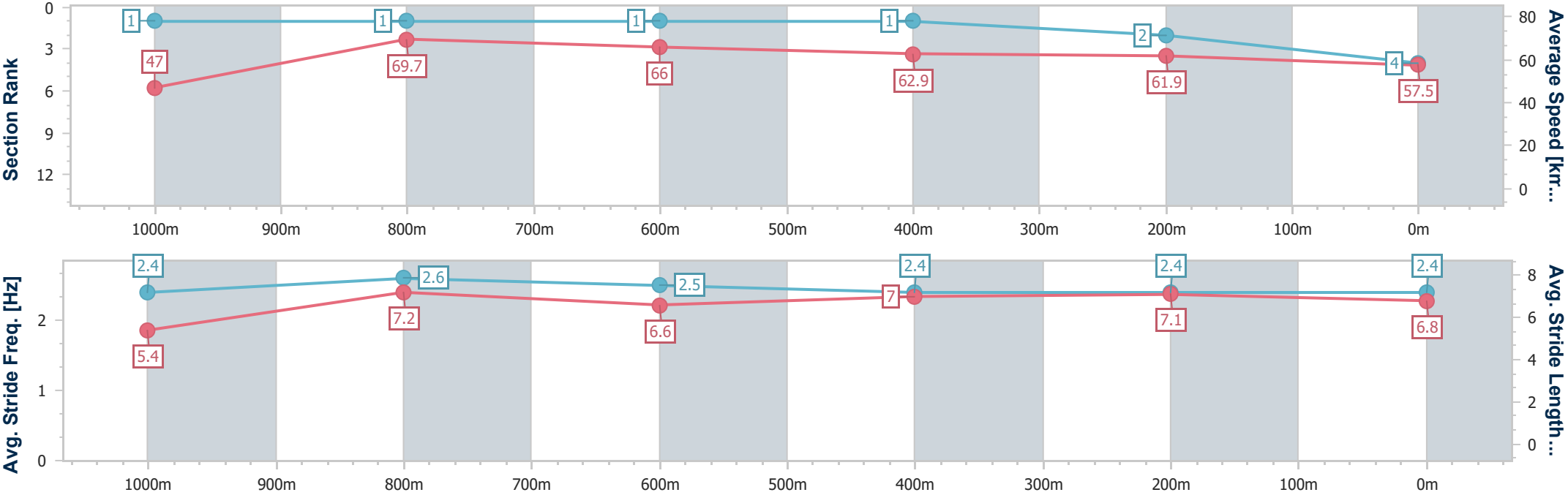
Horse/Jockey Name	Alpha Bravo
Final Rank	4
Fastest Section Time (Section)	0:08.36 (Overall)
Top Speed [km/h] (Section)	70.8 (1000m)
Race State	Finished



DoombenProfessional
Race 8: SKY RACING QTIS Three-Year-Old Handicap - 1110m
25 June 2025 - 15:39
Track Rating: Soft 5, Weather: Overcast, Rail Position: +6m Entire



Section	Overall	1000m	800m	600m	400m	200m							
Section Times	1:05.10 [4] (0:08.36)	0:56.74 [1] (0:10.34)	0:46.40 [1] (0:10.88)	0:35.52 [1] (0:11.42)	0:24.10 [1] (0:11.60)	0:12.50 [2] (0:12.50)							
Average Speed [km/h]	47.0	69.7	66.0	62.9	61.9	57.5							
Top Speed [km/h]	67.2	70.8	69.1	63.8	62.7	61.0							
Avg. Dist. to Rail [m]	3.6	1.1	0.8	0.8	0.9	0.7							
Avg. Stride Freq. [Hz]	2.4	2.6	2.5	2.4	2.4	2.4							
Avg. Stride Length [m]	5.4	7.2	6.6	7.0	7.1	6.8							





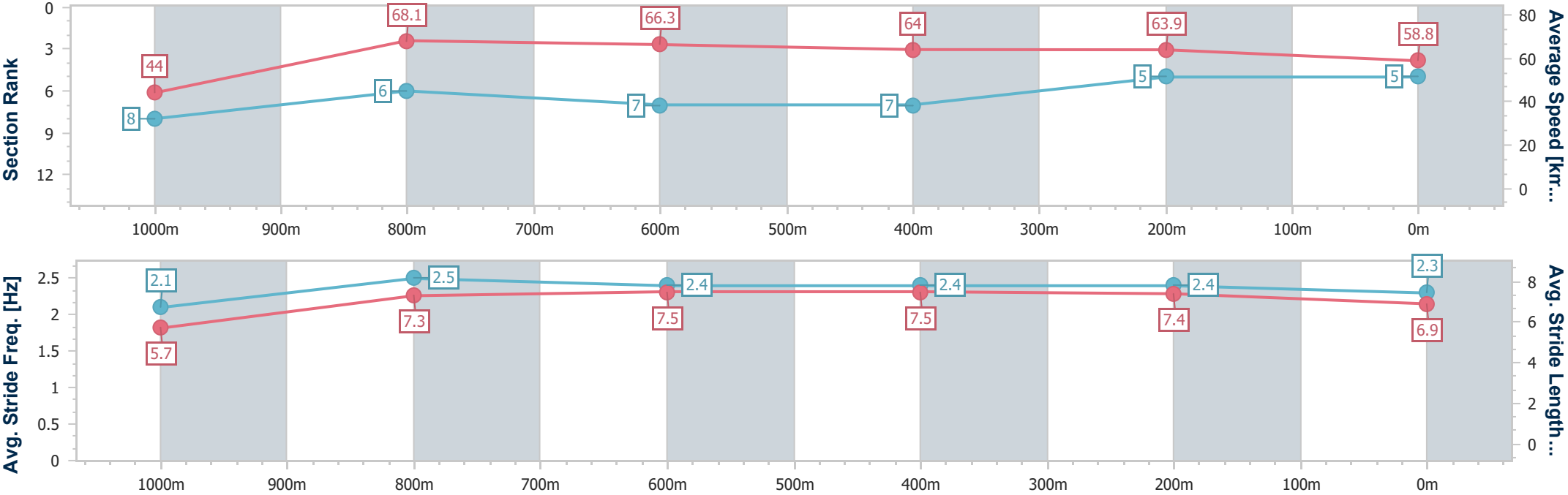
Horse/Jockey Name	Paro
Final Rank	5
Fastest Section Time (Section)	0:09.05 (Overall)
Top Speed [km/h] (Section)	69.2 (1000m)
Race State	Finished



DoombenProfessional
Race 8: SKY RACING QTIS Three-Year-Old Handicap - 1110m
25 June 2025 - 15:39
Track Rating: Soft 5, Weather: Overcast, Rail Position: +6m Entire



Section	Overall	1000m	800m	600m	400m	200m							
Section Times	1:05.32 [5] (0:09.05)	0:56.27 [8] (0:10.62)	0:45.65 [6] (0:10.94)	0:34.71 [7] (0:11.19)	0:23.52 [7] (0:11.25)	0:12.27 [5] (0:12.27)							
Average Speed [km/h]	44.0	68.1	66.3	64.0	63.9	58.8							
Top Speed [km/h]	66.1	69.2	67.2	66.1	65.1	63.1							
Avg. Dist. to Rail [m]	4.4	1.9	0.9	0.8	1.2	3.3							
Avg. Stride Freq. [Hz]	2.1	2.5	2.4	2.4	2.4	2.3							
Avg. Stride Length [m]	5.7	7.3	7.5	7.5	7.4	6.9							





Horse/Jockey Name	Hey Chardonay
Final Rank	6
Fastest Section Time (Section)	0:08.79 (Overall)
Top Speed [km/h] (Section)	66.7 (1000m)
Race State	Finished

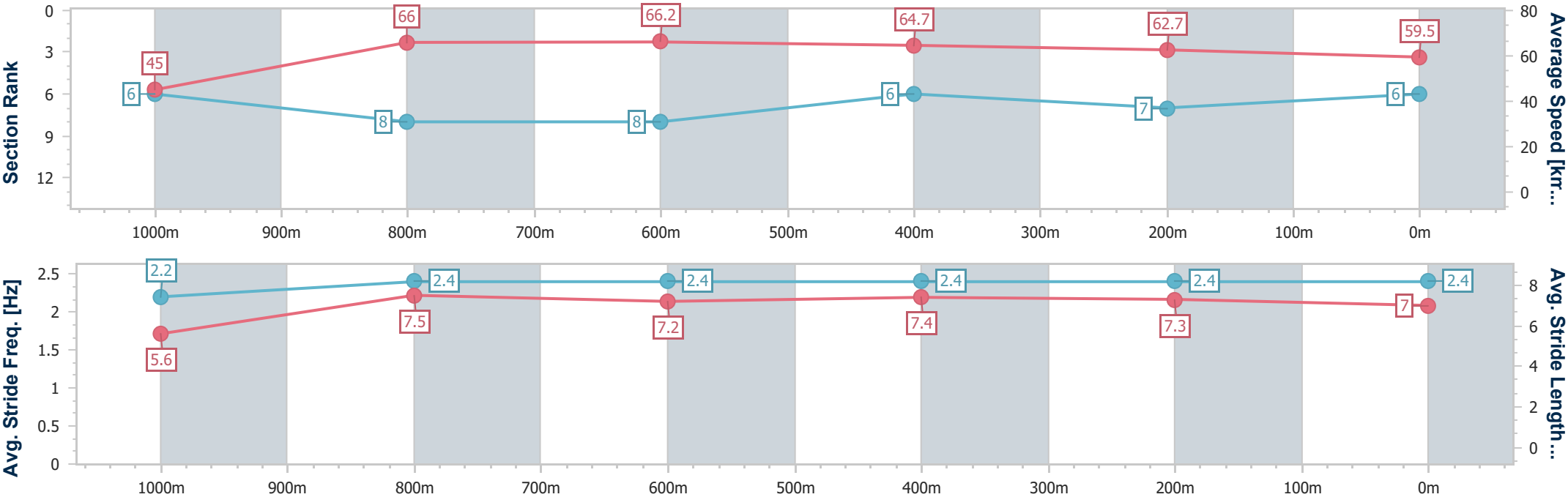


DoombenProfessional
Race 8: SKY RACING QTIS Three-Year-Old Handicap - 1110m
25 June 2025 - 15:39
Track Rating: Soft 5, Weather: Overcast, Rail Position: +6m Entire



BRISBANE
RACING CLUB

Section	Overall	1000m	800m	600m	400m	200m							
Section Times	1:05.39 [6] (0:08.79)	0:56.60 [6] (0:11.02)	0:45.58 [8] (0:10.93)	0:34.65 [8] (0:11.06)	0:23.59 [6] (0:11.49)	0:12.10 [7] (0:12.10)							
Average Speed [km/h]	45.0	66.0	66.2	64.7	62.7	59.5							
Top Speed [km/h]	62.0	66.7	66.7	65.7	64.0	62.3							
Avg. Dist. to Rail [m]	8.5	4.0	0.8	0.6	2.9	6.6							
Avg. Stride Freq. [Hz]	2.2	2.4	2.4	2.4	2.4	2.4							
Avg. Stride Length [m]	5.6	7.5	7.2	7.4	7.3	7.0							





Horse/Jockey Name	Dance For Me Randy
Final Rank	7
Fastest Section Time (Section)	0:08.86 (Overall)
Top Speed [km/h] (Section)	68.1 (1000m)
Race State	Finished

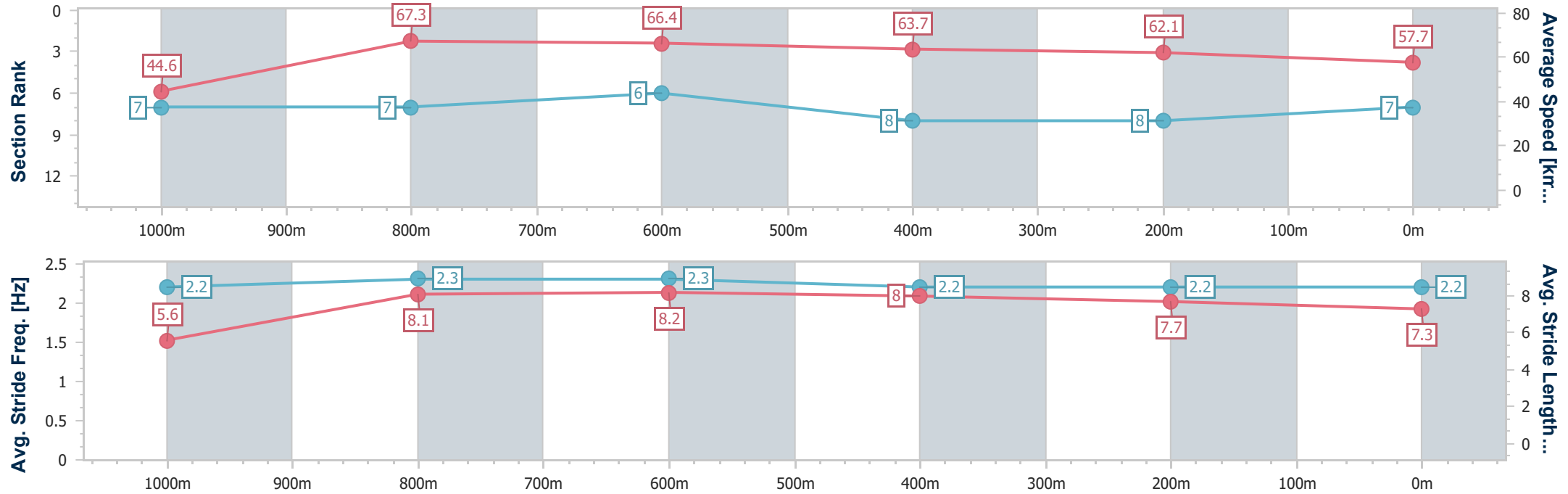


DoombenProfessional
Race 8: SKY RACING QTIS Three-Year-Old Handicap - 1110m
25 June 2025 - 15:39
Track Rating: Soft 5, Weather: Overcast, Rail Position: +6m Entire



BRISBANE
RACING CLUB

Section	Overall	1000m	800m	600m	400m	200m								
Section Times	1:05.94 [7] (0:08.86)	0:57.08 [7] (0:10.84)	0:46.24 [7] (0:10.90)	0:35.34 [6] (0:11.31)	0:24.03 [8] (0:11.58)	0:12.45 [8] (0:12.45)								
Average Speed [km/h]	44.6	67.3	66.4	63.7	62.1	57.7								
Top Speed [km/h]	64.1	68.1	67.8	65.7	63.3	60.8								
Avg. Dist. to Rail [m]	6.4	4.2	1.3	0.5	2.9	6.8								
Avg. Stride Freq. [Hz]	2.2	2.3	2.3	2.2	2.2	2.2								
Avg. Stride Length [m]	5.6	8.1	8.2	8.0	7.7	7.3								

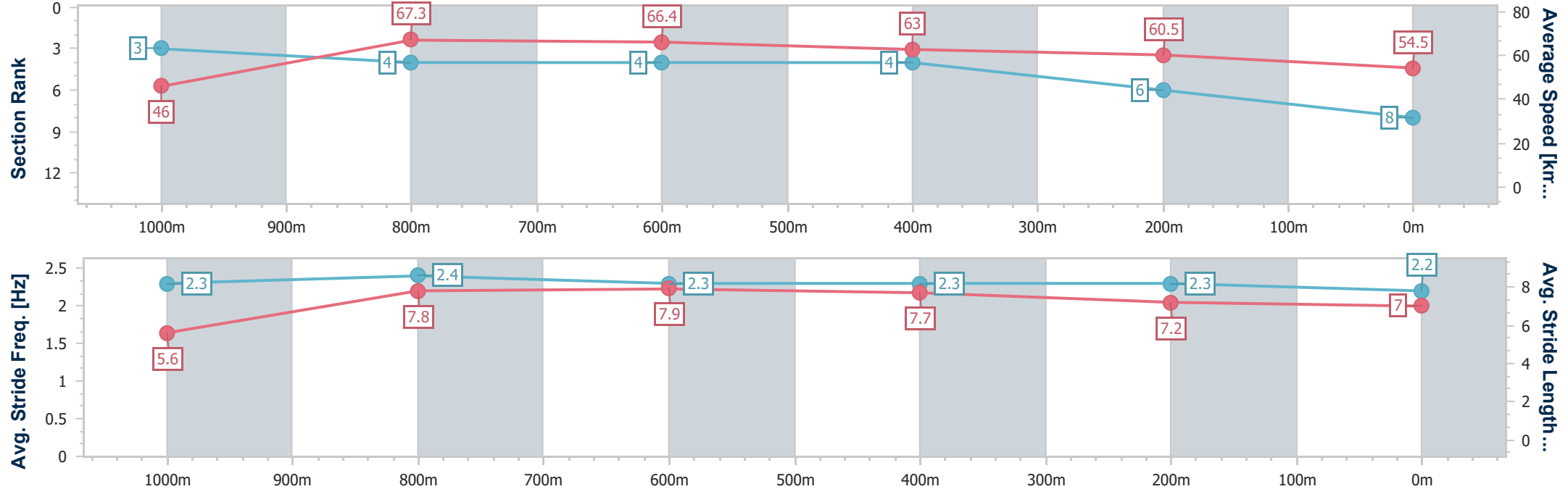




Horse/Jockey Name	Queenstar
Final Rank	8
Fastest Section Time (Section)	0:08.60 (Overall)
Top Speed [km/h] (Section)	69.0 (1000m)
Race State	Finished



Section	Overall	1000m	800m	600m	400m	200m							
Section Times	1:06.48 [8] (0:08.60)	0:57.88 [3] (0:10.71)	0:47.17 [4] (0:10.76)	0:36.41 [4] (0:11.37)	0:25.04 [4] (0:11.82)	0:13.22 [6] (0:13.22)							
Average Speed [km/h]	46.0	67.3	66.4	63.0	60.5	54.5							
Top Speed [km/h]	64.6	69.0	68.9	65.1	62.0	58.6							
Avg. Dist. to Rail [m]	1.5	0.5	1.0	1.8	1.0	2.5							
Avg. Stride Freq. [Hz]	2.3	2.4	2.3	2.3	2.3	2.2							
Avg. Stride Length [m]	5.6	7.8	7.9	7.7	7.2	7.0							





DoombenProfessional

Race 9: LADBROKES ODDS SURGE BENCHMARK 70 Handicap - 1110m

25 June 2025 - 16:13



BRISBANE
RACING CLUB

Track Rating: Soft 5, Weather: Overcast, Rail Position: +6m Entire

Section						Overall	1000m	800m	600m	400m	200m	Last 600m			
Field Times						1:05.06 (0:08.45)	0:56.61 (0:10.42)	0:46.19 (0:10.98)	0:35.21 (0:11.57)	0:23.64 (0:11.45)	0:12.19 (0:12.19)	0:35.21			
Rank	TAB	Horse/Jockey	Barrier	Top Speed [km/h]	Fastest Section									Margin	Distance Travelled [m]
1	1	EMPEROR	7	68.6	0:08.89	1:05.06 [1]	0:56.17 [6]	0:45.31 [7]	0:34.23 [7]	0:22.99 [7]	0:11.86 [5]	1:05.06	0:34.23		
		Cobi Vitler		1000m	Overall	(0:08.89)	(0:10.86)	(0:11.08)	(0:11.24)	(0:11.13)	(0:11.86)				
2	11	ELLIBABY	4	67.9	0:08.61	1:05.12 [2]	0:56.51 [4]	0:45.64 [5]	0:34.58 [5]	0:23.21 [5]	0:11.84 [6]	0.34L	0:34.58	+1	
		Jag Guthmann-Chester		1000m	Overall	(0:08.61)	(0:10.87)	(0:11.06)	(0:11.37)	(0:11.37)	(0:11.84)				
3	5	CERTAINLYCAN	6	71.0	0:08.48	1:05.15 [3]	0:56.67 [2]	0:46.25 [2]	0:35.30 [1]	0:23.73 [2]	0:12.28 [1]	0.52L	0:35.30	-4	
		Angela Jones		1000m	Overall	(0:08.48)	(0:10.42)	(0:10.95)	(0:11.57)	(0:11.45)	(0:12.28)				
4	12	GREYZOUS	3	70.2	0:08.45	1:05.21 [4]	0:56.76 [1]	0:46.34 [1]	0:35.25 [2]	0:23.79 [1]	0:12.30 [2]	0.87L	0:35.25	-3	
		Emily Lang		1000m	Overall	(0:08.45)	(0:10.42)	(0:11.09)	(0:11.46)	(0:11.49)	(0:12.30)				
5	4	THELWELL	1	67.8	0:08.51	1:05.35 [5]	0:56.84 [3]	0:46.02 [3]	0:34.90 [3]	0:23.58 [4]	0:12.25 [3]	1.68L	0:34.90	-4	
		Corey Sutherland		1000m	Overall	(0:08.51)	(0:10.82)	(0:11.12)	(0:11.32)	(0:11.33)	(0:12.25)				
6	10	FOURTH SPARGO	8	68.2	0:08.94	1:05.39 [6]	0:56.45 [8]	0:45.50 [9]	0:34.30 [9]	0:23.02 [9]	0:11.94 [9]	1.91L	0:34.30	+4	
		Robbie Dolan		1000m	Overall	(0:08.94)	(0:10.95)	(0:11.20)	(0:11.28)	(0:11.08)	(0:11.94)				
7	6	KEEP SAFE	9	68.6	0:09.01	1:05.40 [7]	0:56.39 [9]	0:45.51 [8]	0:34.49 [8]	0:23.26 [8]	0:12.08 [7]	1.98L	0:34.49	-4	
		Taylor Marshall		1000m	Overall	(0:09.01)	(0:10.88)	(0:11.02)	(0:11.23)	(0:11.18)	(0:12.08)				
8	13	ARALETTA	2	68.6	0:08.61	1:05.56 [8]	0:56.95 [5]	0:46.18 [4]	0:35.07 [4]	0:23.82 [3]	0:12.41 [4]	2.89L	0:35.07	-7	
		Andrew Mallyon		1000m	Overall	(0:08.61)	(0:10.77)	(0:11.11)	(0:11.25)	(0:11.41)	(0:12.41)				
9	9	HOOT 'N' HOLLER	5	68.6	0:08.90	1:06.02 [9]	0:57.12 [7]	0:46.40 [6]	0:35.34 [6]	0:23.98 [6]	0:12.64 [8]	5.63L	0:35.34	-3	
		Tahlia Fenlon		1000m	Overall	(0:08.90)	(0:10.72)	(0:11.06)	(0:11.36)	(0:11.34)	(0:12.64)				

Scratched: Beau Witness (#7), Shapin Power (#14), Acres Away (#2), La Petite Maison (#15), Bravely (#8), Give Giggles (#3)



Horse/Jockey Name	Emperor
Final Rank	1
Fastest Section Time (Section)	0:08.89 (Overall)
Top Speed [km/h] (Section)	68.6 (1000m)
Race State	Finished



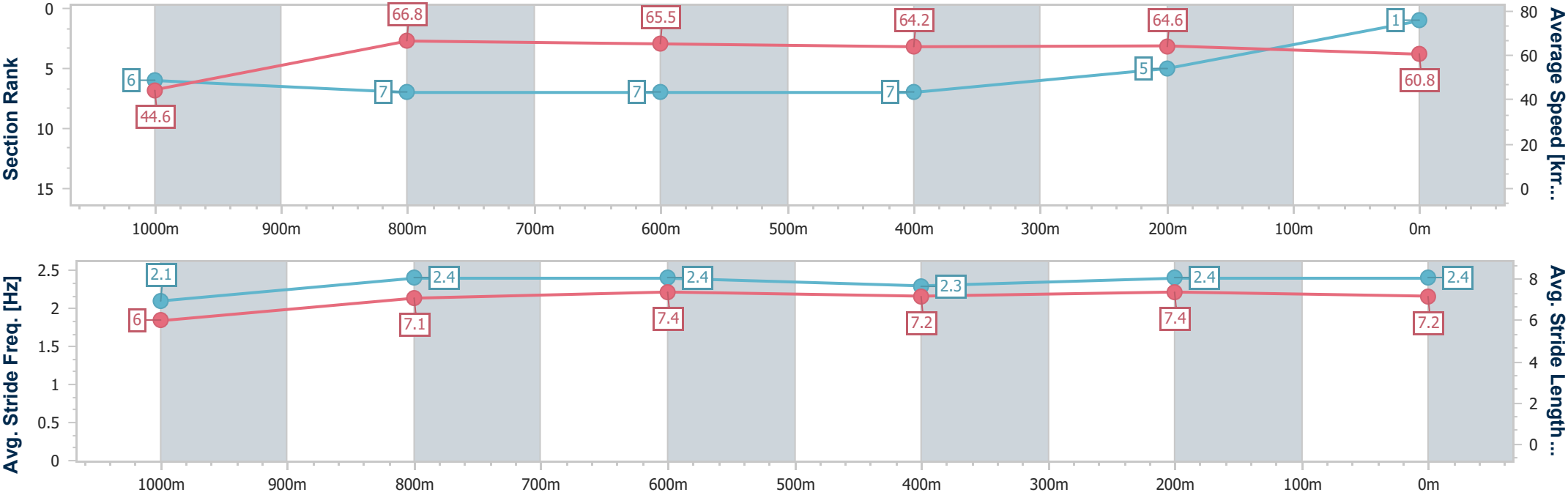
DoombenProfessional
Race 9: LADBROKES ODDS SURGE BENCHMARK 70
Handicap - 1110m
25 June 2025 - 16:13



BRISBANE
RACING CLUB

Track Rating: Soft 5, Weather: Overcast, Rail Position: +6m Entire

Section	Overall	1000m	800m	600m	400m	200m								
Section Times	1:05.06 [1] (0:08.89)	0:56.17 [6] (0:10.86)	0:45.31 [7] (0:11.08)	0:34.23 [7] (0:11.24)	0:22.99 [7] (0:11.13)	0:11.86 [5] (0:11.86)								
Average Speed [km/h]	44.6	66.8	65.5	64.2	64.6	60.8								
Top Speed [km/h]	64.0	68.6	66.1	65.7	65.2	63.9								
Avg. Dist. to Rail [m]	7.7	3.3	1.5	0.5	2.3	3.7								
Avg. Stride Freq. [Hz]	2.1	2.4	2.4	2.3	2.4	2.4								
Avg. Stride Length [m]	6.0	7.1	7.4	7.2	7.4	7.2								





Horse/Jockey Name	Ellibaby
Final Rank	2
Fastest Section Time (Section)	0:08.61 (Overall)
Top Speed [km/h] (Section)	67.9 (1000m)
Race State	Finished



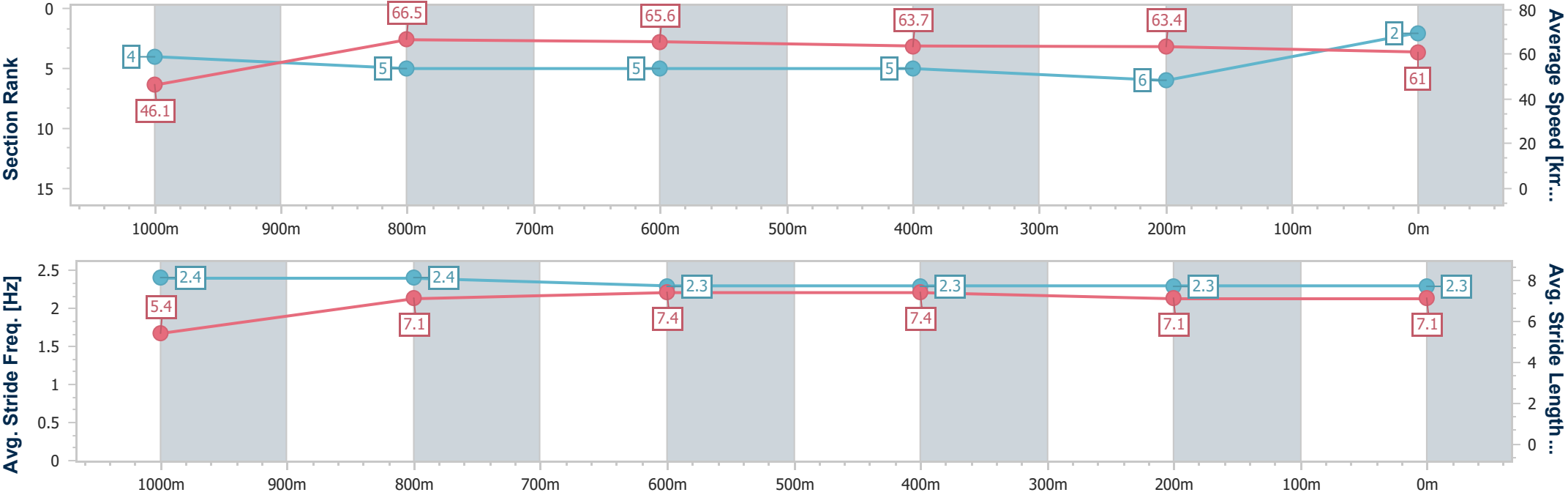
DoombenProfessional
Race 9: LADBROKES ODDS SURGE BENCHMARK 70
Handicap - 1110m
25 June 2025 - 16:13



BRISBANE
RACING CLUB

Track Rating: Soft 5, Weather: Overcast, Rail Position: +6m Entire

Section	Overall	1000m	800m	600m	400m	200m							
Section Times	1:05.12 [2] (0:08.61)	0:56.51 [4] (0:10.87)	0:45.64 [5] (0:11.06)	0:34.58 [5] (0:11.37)	0:23.21 [5] (0:11.37)	0:11.84 [6] (0:11.84)							
Average Speed [km/h]	46.1	66.5	65.6	63.7	63.4	61.0							
Top Speed [km/h]	65.9	67.9	66.4	65.5	64.1	63.1							
Avg. Dist. to Rail [m]	4.7	2.4	1.5	1.1	3.0	3.9							
Avg. Stride Freq. [Hz]	2.4	2.4	2.3	2.3	2.3	2.3							
Avg. Stride Length [m]	5.4	7.1	7.4	7.4	7.1	7.1							





Horse/Jockey Name	Certainlycan
Final Rank	3
Fastest Section Time (Section)	0:08.48 (Overall)
Top Speed [km/h] (Section)	71.0 (1000m)
Race State	Finished



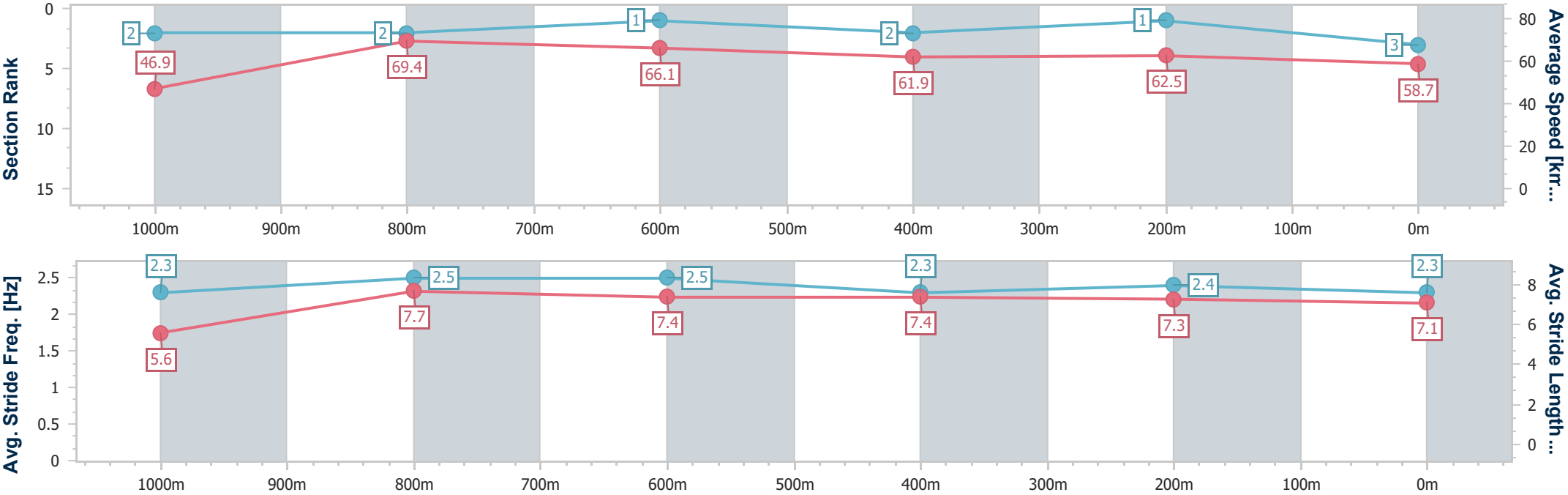
DoombenProfessional
Race 9: LADBROKES ODDS SURGE BENCHMARK 70
Handicap - 1110m
25 June 2025 - 16:13



BRISBANE
RACING CLUB

Track Rating: Soft 5, Weather: Overcast, Rail Position: +6m Entire

Section	Overall	1000m	800m	600m	400m	200m							
Section Times	1:05.15 [3] (0:08.48)	0:56.67 [2] (0:10.42)	0:46.25 [2] (0:10.95)	0:35.30 [1] (0:11.57)	0:23.73 [2] (0:11.45)	0:12.28 [1] (0:12.28)							
Average Speed [km/h]	46.9	69.4	66.1	61.9	62.5	58.7							
Top Speed [km/h]	67.3	71.0	67.6	64.7	64.0	62.4							
Avg. Dist. to Rail [m]	5.6	2.4	1.1	1.2	2.0	0.7							
Avg. Stride Freq. [Hz]	2.3	2.5	2.5	2.3	2.4	2.3							
Avg. Stride Length [m]	5.6	7.7	7.4	7.4	7.3	7.1							





Horse/Jockey Name	Greyzous
Final Rank	4
Fastest Section Time (Section)	0:08.45 (Overall)
Top Speed [km/h] (Section)	70.2 (1000m)
Race State	Finished



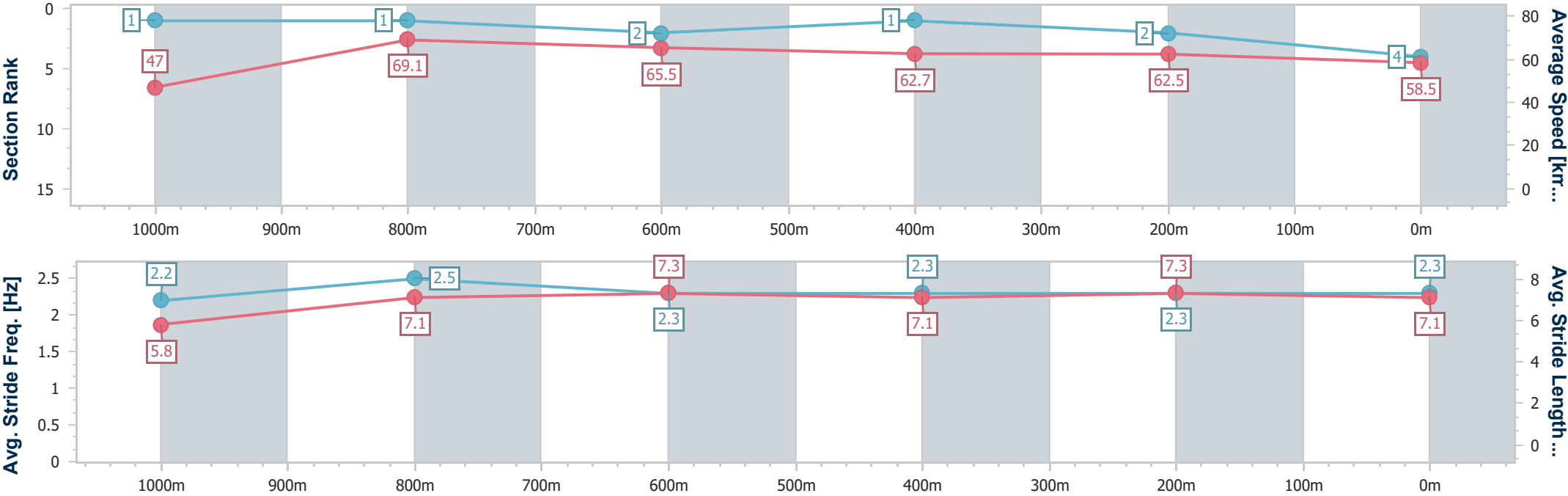
DoombenProfessional
Race 9: LADBROKES ODDS SURGE BENCHMARK 70
Handicap - 1110m
25 June 2025 - 16:13



BRISBANE
RACING CLUB

Track Rating: Soft 5, Weather: Overcast, Rail Position: +6m Entire

Section	Overall	1000m	800m	600m	400m	200m							
Section Times	1:05.21 [4] (0:08.45)	0:56.76 [1] (0:10.42)	0:46.34 [1] (0:11.09)	0:35.25 [2] (0:11.46)	0:23.79 [1] (0:11.49)	0:12.30 [2] (0:12.30)							
Average Speed [km/h]	47.0	69.1	65.5	62.7	62.5	58.5							
Top Speed [km/h]	67.4	70.2	68.3	64.0	63.3	61.9							
Avg. Dist. to Rail [m]	3.9	2.6	1.3	0.8	1.4	0.4							
Avg. Stride Freq. [Hz]	2.2	2.5	2.3	2.3	2.3	2.3							
Avg. Stride Length [m]	5.8	7.1	7.3	7.1	7.3	7.1							





Horse/Jockey Name	Thelwell
Final Rank	5
Fastest Section Time (Section)	0:08.51 (Overall)
Top Speed [km/h] (Section)	67.8 (1000m)
Race State	Finished



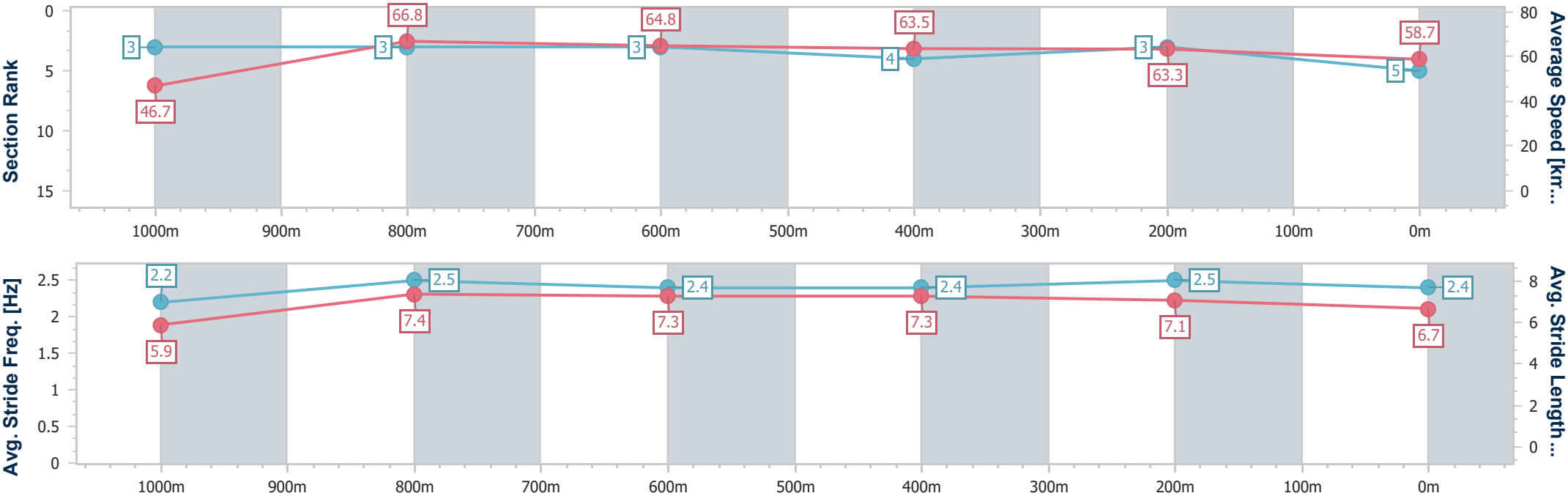
DoombenProfessional
Race 9: LADBROKES ODDS SURGE BENCHMARK 70
Handicap - 1110m
25 June 2025 - 16:13



BRISBANE
RACING CLUB

Track Rating: Soft 5, Weather: Overcast, Rail Position: +6m Entire

Section	Overall	1000m	800m	600m	400m	200m							
Section Times	1:05.35 [5] (0:08.51)	0:56.84 [3] (0:10.82)	0:46.02 [3] (0:11.12)	0:34.90 [3] (0:11.32)	0:23.58 [4] (0:11.33)	0:12.25 [3] (0:12.25)							
Average Speed [km/h]	46.7	66.8	64.8	63.5	63.3	58.7							
Top Speed [km/h]	66.8	67.8	66.5	65.5	64.0	62.1							
Avg. Dist. to Rail [m]	1.3	1.0	1.0	1.1	2.6	2.0							
Avg. Stride Freq. [Hz]	2.2	2.5	2.4	2.4	2.5	2.4							
Avg. Stride Length [m]	5.9	7.4	7.3	7.3	7.1	6.7							





Horse/Jockey Name	Fourth Spargo
Final Rank	6
Fastest Section Time (Section)	0:08.94 (Overall)
Top Speed [km/h] (Section)	68.2 (1000m)
Race State	Finished



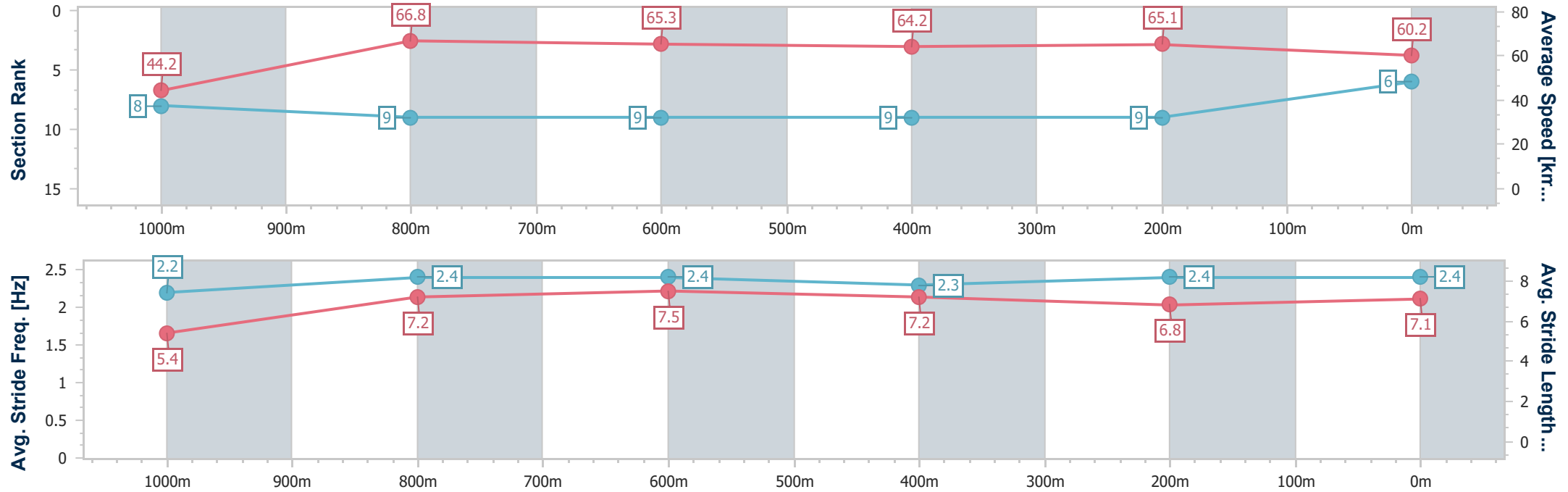
DoombenProfessional
Race 9: LADBROKES ODDS SURGE BENCHMARK 70
Handicap - 1110m
25 June 2025 - 16:13



BRISBANE
RACING CLUB

Track Rating: Soft 5, Weather: Overcast, Rail Position: +6m Entire

Section	Overall	1000m	800m	600m	400m	200m							
Section Times	1:05.39 [6] (0:08.94)	0:56.45 [8] (0:10.95)	0:45.50 [9] (0:11.20)	0:34.30 [9] (0:11.28)	0:23.02 [9] (0:11.08)	0:11.94 [9] (0:11.94)							
Average Speed [km/h]	44.2	66.8	65.3	64.2	65.1	60.2							
Top Speed [km/h]	63.7	68.2	66.6	65.3	66.5	64.1							
Avg. Dist. to Rail [m]	8.7	4.6	3.6	1.0	3.1	2.6							
Avg. Stride Freq. [Hz]	2.2	2.4	2.4	2.3	2.4	2.4							
Avg. Stride Length [m]	5.4	7.2	7.5	7.2	6.8	7.1							





Horse/Jockey Name	Keep Safe
Final Rank	7
Fastest Section Time (Section)	0:09.01 (Overall)
Top Speed [km/h] (Section)	68.6 (1000m)
Race State	Finished



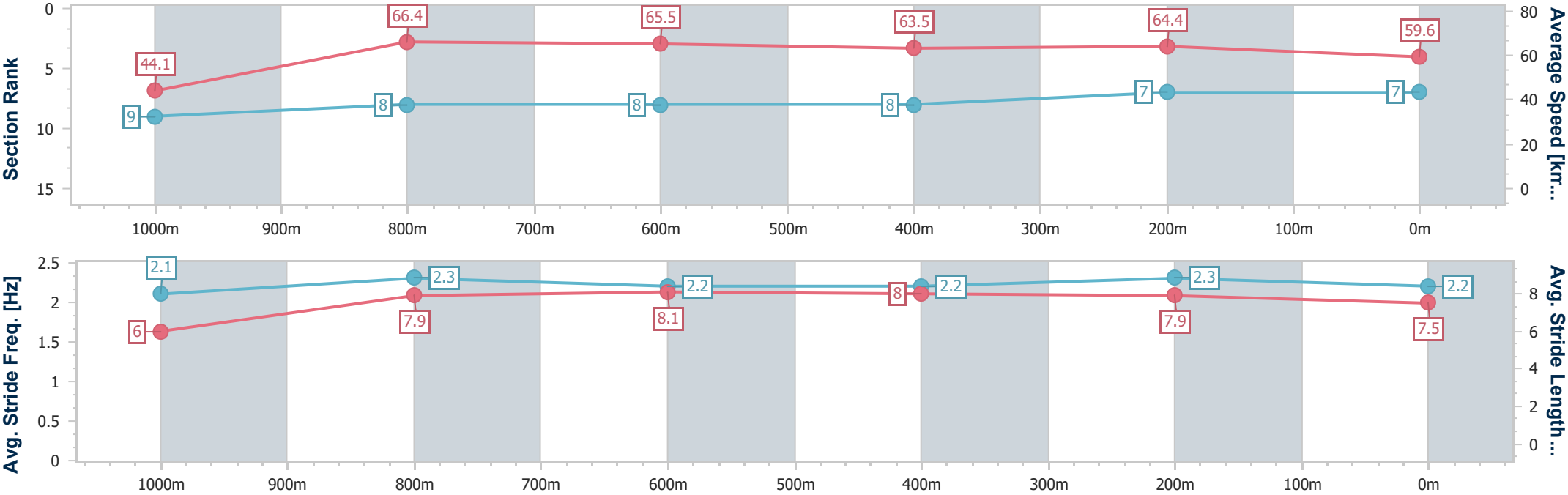
DoombenProfessional
Race 9: LADBROKES ODDS SURGE BENCHMARK 70
Handicap - 1110m
25 June 2025 - 16:13



BRISBANE
RACING CLUB

Track Rating: Soft 5, Weather: Overcast, Rail Position: +6m Entire

Section	Overall	1000m	800m	600m	400m	200m							
Section Times	1:05.40 [7] (0:09.01)	0:56.39 [9] (0:10.88)	0:45.51 [8] (0:11.02)	0:34.49 [8] (0:11.23)	0:23.26 [8] (0:11.18)	0:12.08 [7] (0:12.08)							
Average Speed [km/h]	44.1	66.4	65.5	63.5	64.4	59.6							
Top Speed [km/h]	61.5	68.6	66.2	65.0	65.1	63.7							
Avg. Dist. to Rail [m]	10.1	3.2	0.5	1.1	0.7	0.2							
Avg. Stride Freq. [Hz]	2.1	2.3	2.2	2.2	2.3	2.2							
Avg. Stride Length [m]	6.0	7.9	8.1	8.0	7.9	7.5							





Horse/Jockey Name	Araletta
Final Rank	8
Fastest Section Time (Section)	0:08.61 (Overall)
Top Speed [km/h] (Section)	68.6 (1000m)
Race State	Finished



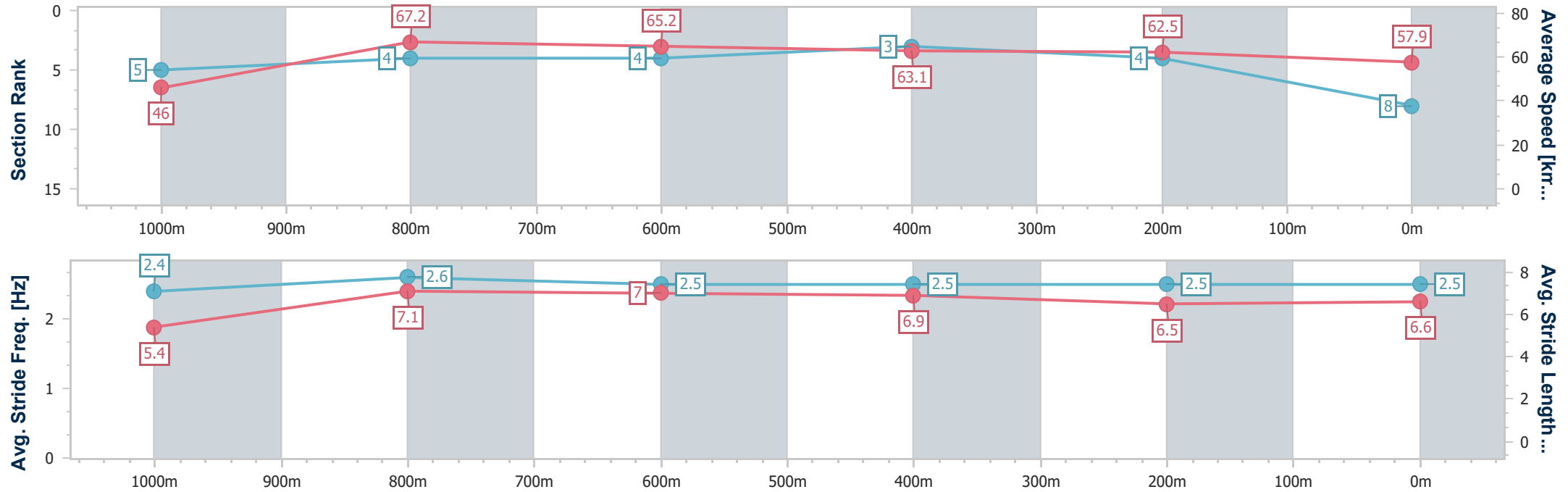
DoombenProfessional
Race 9: LADBROKES ODDS SURGE BENCHMARK 70
Handicap - 1110m
25 June 2025 - 16:13



BRISBANE
RACING CLUB

Track Rating: Soft 5, Weather: Overcast, Rail Position: +6m Entire

Section	Overall	1000m	800m	600m	400m	200m								
Section Times	1:05.56 [8] (0:08.61)	0:56.95 [5] (0:10.77)	0:46.18 [4] (0:11.11)	0:35.07 [4] (0:11.25)	0:23.82 [3] (0:11.41)	0:12.41 [4] (0:12.41)								
Average Speed [km/h]	46.0	67.2	65.2	63.1	62.5	57.9								
Top Speed [km/h]	65.1	68.6	67.0	64.7	63.7	61.8								
Avg. Dist. to Rail [m]	3.1	2.5	0.6	2.3	3.0	0.6								
Avg. Stride Freq. [Hz]	2.4	2.6	2.5	2.5	2.5	2.5								
Avg. Stride Length [m]	5.4	7.1	7.0	6.9	6.5	6.6								





Horse/Jockey Name	Hoot 'N' Holler
Final Rank	9
Fastest Section Time (Section)	0:08.90 (Overall)
Top Speed [km/h] (Section)	68.6 (1000m)
Race State	Finished



DoombenProfessional
Race 9: LADBROKES ODDS SURGE BENCHMARK 70
Handicap - 1110m
25 June 2025 - 16:13



BRISBANE
RACING CLUB

Track Rating: Soft 5, Weather: Overcast, Rail Position: +6m Entire

Section	Overall	1000m	800m	600m	400m	200m							
Section Times	1:06.02 [9] (0:08.90)	0:57.12 [7] (0:10.72)	0:46.40 [6] (0:11.06)	0:35.34 [6] (0:11.36)	0:23.98 [6] (0:11.34)	0:12.64 [8] (0:12.64)							
Average Speed [km/h]	44.8	67.1	65.3	63.4	63.4	56.9							
Top Speed [km/h]	65.0	68.6	66.3	65.3	64.9	61.8							
Avg. Dist. to Rail [m]	5.4	1.2	0.9	0.6	0.9	1.6							
Avg. Stride Freq. [Hz]	2.2	2.4	2.4	2.3	2.4	2.2							
Avg. Stride Length [m]	5.8	7.6	7.6	7.5	7.5	7.1							

