



**Eagle Farm Professional**  
**Race 1: MEKKA RACEDAY 16 AUGUST QTIS Two-Year-Old Maiden Plate**  
**- 1000m**  
**02 July 2025 - 11:59**



Track Rating: Soft 5, Weather: Overcast, Rail Position: +9m Entire

Section						Overall	800m	600m	400m	200m	Last 600m	
Field Times						0:59.68 (0:13.50)	0:46.18 (0:11.11)	0:35.07 (0:11.22)	0:23.85 (0:11.38)	0:12.47 (0:12.47)	0:35.07	
Rank	TAB	Horse/Jockey	Barrier	Top Speed [km/h]	Fastest Section						Margin	Distance Travelled [m]
1	2	SPECIAL ARTIST	4	68.1	0:11.14	0:59.68 [1]	0:45.91 [5]	0:34.77 [4]	0:23.44 [6]	0:12.15 [5]	0:59.68	0:34.77
		Robbie Dolan		800m	800m	(0:13.77)	(0:11.14)	(0:11.33)	(0:11.29)	(0:12.15)		
2	1	SPANISH TREASURE	5	67.9	0:11.06	0:59.71 [2]	0:46.12 [3]	0:35.06 [3]	0:23.74 [3]	0:12.50 [1]	0.16L	0:35.06 +1
		Emily Lang		Overall	800m	(0:13.59)	(0:11.06)	(0:11.32)	(0:11.24)	(0:12.50)		
3	3	VAREJAO	6	66.8	0:11.11	0:59.97 [3]	0:46.13 [7]	0:35.02 [6]	0:23.89 [4]	0:12.62 [3]	1.71L	0:35.02 +0
		Jag Guthmann-Chester		400m	800m	(0:13.84)	(0:11.11)	(0:11.13)	(0:11.27)	(0:12.62)		
4	12	CRYPTIC BEAUTY	2	67.3	0:11.11	0:59.99 [4]	0:46.49 [1]	0:35.38 [1]	0:24.11 [2]	0:12.58 [4]	1.81L	0:35.38 -5
		Angela Jones		Overall	800m	(0:13.50)	(0:11.11)	(0:11.27)	(0:11.53)	(0:12.58)		
5	9	READY FOR ZION	3	67.9	0:11.11	1:00.03 [5]	0:46.49 [2]	0:35.38 [2]	0:24.20 [1]	0:12.75 [2]	2.07L	0:35.38 -4
		Tahlia Fenlon		Overall	800m	(0:13.54)	(0:11.11)	(0:11.18)	(0:11.45)	(0:12.75)		
6	11	MOON JEWEL	9	68.5	0:11.20	1:00.25 [6]	0:46.31 [9]	0:35.11 [9]	0:23.89 [8]	0:12.39 [8]	3.34L	0:35.11 -2
		Taylor Marshall		Overall	800m	(0:13.94)	(0:11.20)	(0:11.22)	(0:11.50)	(0:12.39)		
7	7	EKHIDNA	1	68.2	0:11.19	1:00.26 [7]	0:46.53 [4]	0:35.34 [5]	0:24.09 [5]	0:12.53 [7]	3.42L	0:35.34 -5
		Micheal Hellyer		Overall	800m	(0:13.73)	(0:11.19)	(0:11.25)	(0:11.56)	(0:12.53)		
8	14	ORCHID VALLEY	7	67.8	0:11.18	1:00.29 [8]	0:46.48 [6]	0:35.23 [8]	0:24.05 [6]	0:12.72 [6]	3.6L	0:35.23 +0
		Nikita Beriman		800m	600m	(0:13.81)	(0:11.25)	(0:11.18)	(0:11.33)	(0:12.72)		
9	4	VEGA NOVA	8	65.8	0:11.17	1:00.40 [9]	0:46.32 [10]	0:35.07 [10]	0:23.90 [10]	0:12.41 [9]	4.24L	0:35.07 -3
		Cobi Vitler		800m	600m	(0:14.08)	(0:11.25)	(0:11.17)	(0:11.49)	(0:12.41)		
10	5	WALLY'S BOY	10	67.4	0:11.10	1:00.88 [10]	0:46.95 [8]	0:35.85 [7]	0:24.48 [9]	0:12.72 [10]	7.03L	0:35.85 +3
		Georgina Cartwright		Overall	800m	(0:13.93)	(0:11.10)	(0:11.37)	(0:11.76)	(0:12.72)		

Scratched: Miss Adrift (#8), Very Demure (#13), Yeah Buddy (#6), Secret Rose (#10), I'lltellyoutonight (#15)



Horse/Jockey Name	Special Artist
Final Rank	1
Fastest Section Time (Section)	0:11.14 (800m)
Top Speed [km/h] (Section)	68.1 (800m)
Race State	Finished



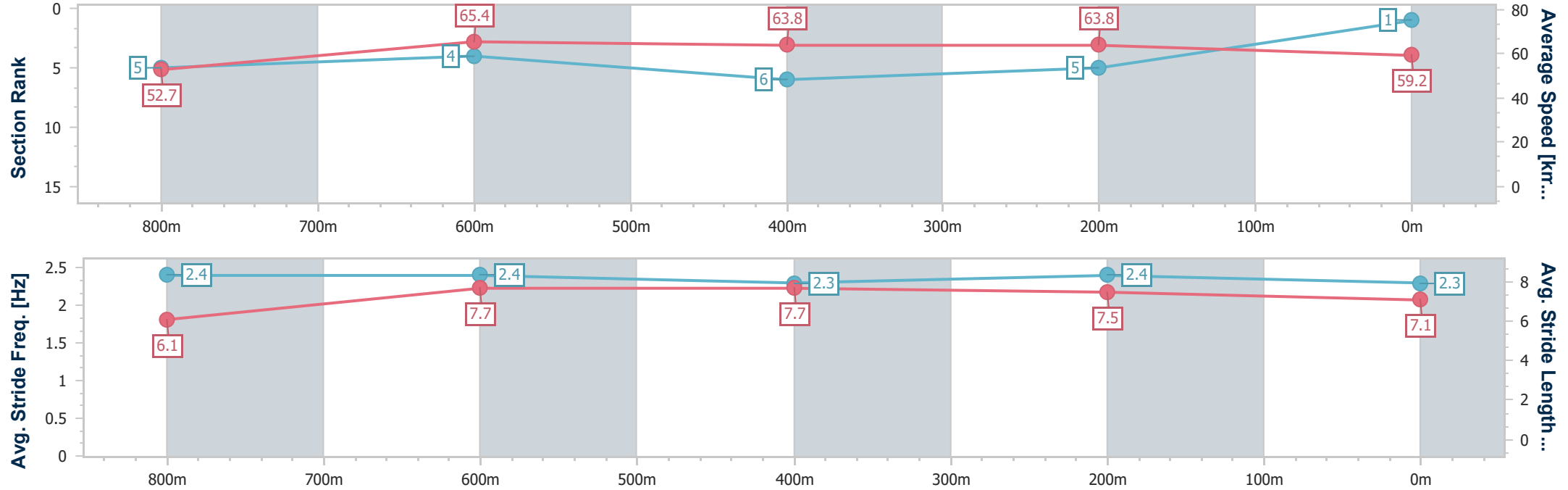
Eagle FarmProfessional  
Race 1: MEKKA RACEDAY 16 AUGUST QTIS Two-Year-Old  
Maiden Plate - 1000m  
02 July 2025 - 11:59



BRISBANE  
RACING CLUB

Track Rating: Soft 5, Weather: Overcast, Rail Position: +9m Entire

Section	Overall	800m	600m	400m	200m										
Section Times	0:59.68 [1] (0:13.77)	0:45.91 [5] (0:11.14)	0:34.77 [4] (0:11.33)	0:23.44 [6] (0:11.29)	0:12.15 [5] (0:12.15)										
Average Speed [km/h]	52.7	65.4	63.8	63.8	59.2										
Top Speed [km/h]	68.1	68.1	65.0	66.1	62.0										
Avg. Dist. to Rail [m]	2.8	2.2	1.6	1.7	3.6										
Avg. Stride Freq. [Hz]	2.4	2.4	2.3	2.4	2.3										
Avg. Stride Length [m]	6.1	7.7	7.7	7.5	7.1										





Horse/Jockey Name	Spanish Treasure
Final Rank	2
Fastest Section Time (Section)	0:11.06 (800m)
Top Speed [km/h] (Section)	67.9 (Overall)
Race State	Finished



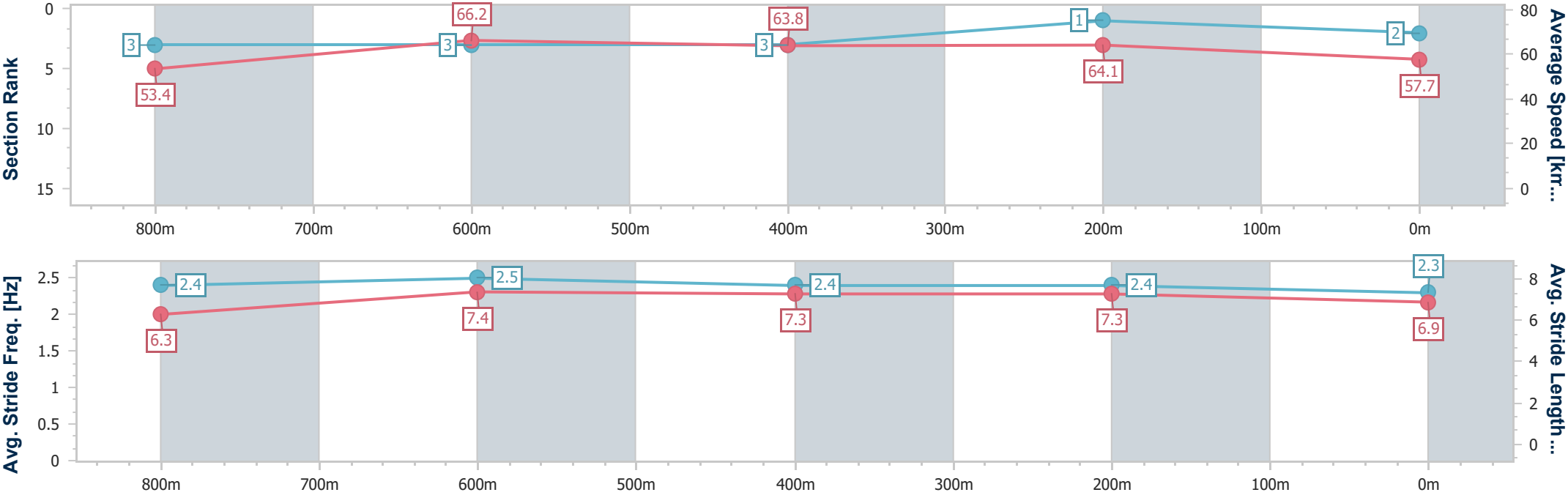
Eagle FarmProfessional  
Race 1: MEKKA RACEDAY 16 AUGUST QTIS Two-Year-Old  
Maiden Plate - 1000m  
02 July 2025 - 11:59



BRISBANE  
RACING CLUB

Track Rating: Soft 5, Weather: Overcast, Rail Position: +9m Entire

Section	Overall	800m	600m	400m	200m										
Section Times	0:59.71 [2] (0:13.59)	0:46.12 [3] (0:11.06)	0:35.06 [3] (0:11.32)	0:23.74 [3] (0:11.24)	0:12.50 [1] (0:12.50)										
Average Speed [km/h]	53.4	66.2	63.8	64.1	57.7										
Top Speed [km/h]	67.9	67.2	66.1	66.1	60.9										
Avg. Dist. to Rail [m]	3.5	2.7	1.3	2.0	4.0										
Avg. Stride Freq. [Hz]	2.4	2.5	2.4	2.4	2.3										
Avg. Stride Length [m]	6.3	7.4	7.3	7.3	6.9										





Horse/Jockey Name	Varejao
Final Rank	3
Fastest Section Time (Section)	0:11.11 (800m)
Top Speed [km/h] (Section)	66.8 (400m)
Race State	Finished



Eagle FarmProfessional  
Race 1: MEKKA RACEDAY 16 AUGUST QTIS Two-Year-Old  
Maiden Plate - 1000m

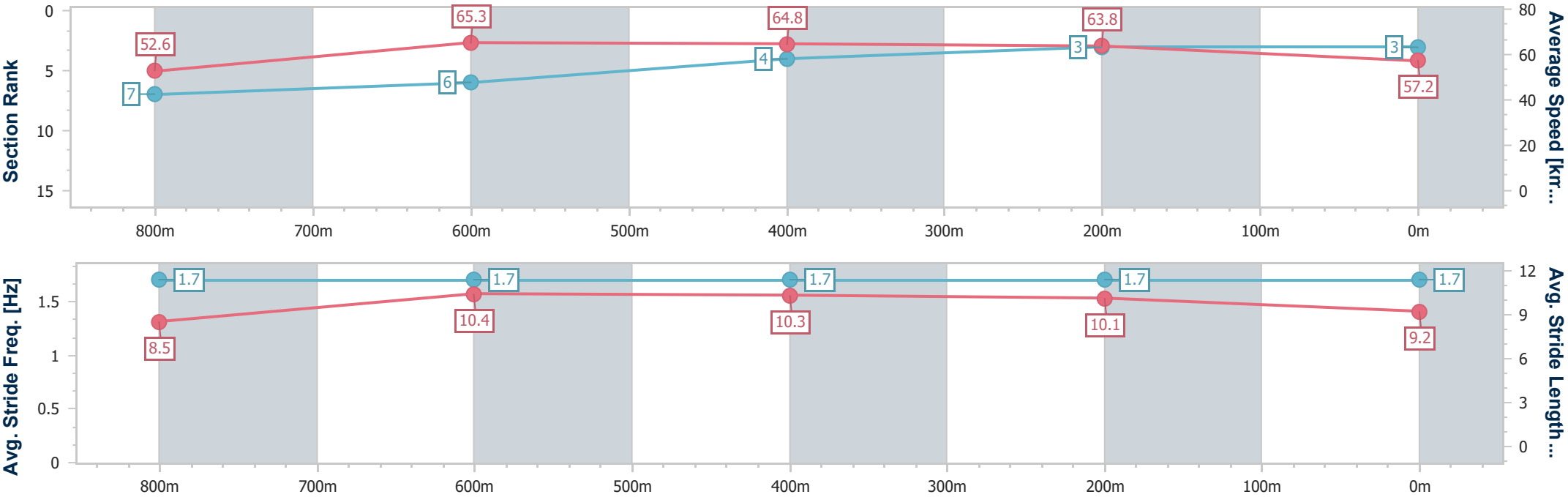
02 July 2025 - 11:59

Track Rating: Soft 5, Weather: Overcast, Rail Position: +9m Entire



BRISBANE  
RACING CLUB

Section	Overall	800m	600m	400m	200m										
Section Times	0:59.97 [3] (0:13.84)	0:46.13 [7] (0:11.11)	0:35.02 [6] (0:11.13)	0:23.89 [4] (0:11.27)	0:12.62 [3] (0:12.62)										
Average Speed [km/h]	52.6	65.3	64.8	63.8	57.2										
Top Speed [km/h]	66.0	66.4	66.4	66.8	60.5										
Avg. Dist. to Rail [m]	3.6	1.7	0.9	2.2	3.3										
Avg. Stride Freq. [Hz]	1.7	1.7	1.7	1.7	1.7										
Avg. Stride Length [m]	8.5	10.4	10.3	10.1	9.2										





Horse/Jockey Name	Cryptic Beauty
Final Rank	4
Fastest Section Time (Section)	0:11.11 (800m)
Top Speed [km/h] (Section)	67.3 (Overall)
Race State	Finished



Eagle FarmProfessional  
Race 1: MEKKA RACEDAY 16 AUGUST QTIS Two-Year-Old  
Maiden Plate - 1000m

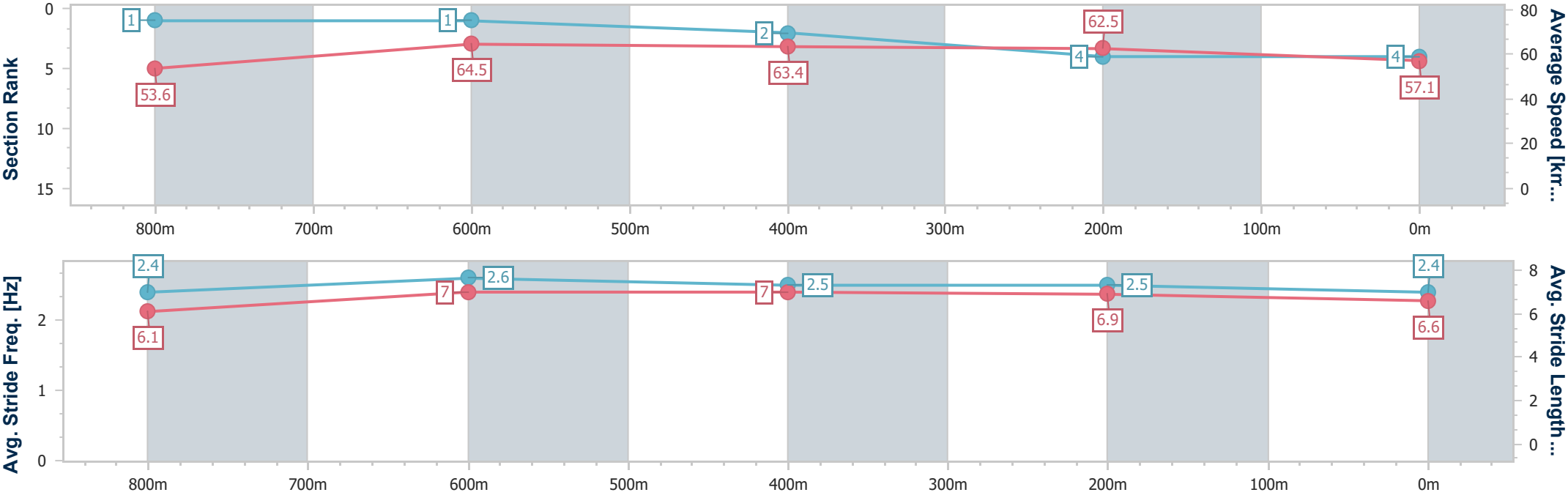
02 July 2025 - 11:59

Track Rating: Soft 5, Weather: Overcast, Rail Position: +9m Entire



BRISBANE  
RACING CLUB

Section	Overall	800m	600m	400m	200m										
Section Times	0:59.99 [4] (0:13.50)	0:46.49 [1] (0:11.11)	0:35.38 [1] (0:11.27)	0:24.11 [2] (0:11.53)	0:12.58 [4] (0:12.58)										
Average Speed [km/h]	53.6	64.5	63.4	62.5	57.1										
Top Speed [km/h]	67.3	66.0	63.7	64.4	60.9										
Avg. Dist. to Rail [m]	1.1	0.8	1.7	0.4	0.5										
Avg. Stride Freq. [Hz]	2.4	2.6	2.5	2.5	2.4										
Avg. Stride Length [m]	6.1	7.0	7.0	6.9	6.6										





Horse/Jockey Name	Ready For Zion
Final Rank	5
Fastest Section Time (Section)	0:11.11 (800m)
Top Speed [km/h] (Section)	67.9 (Overall)
Race State	Finished



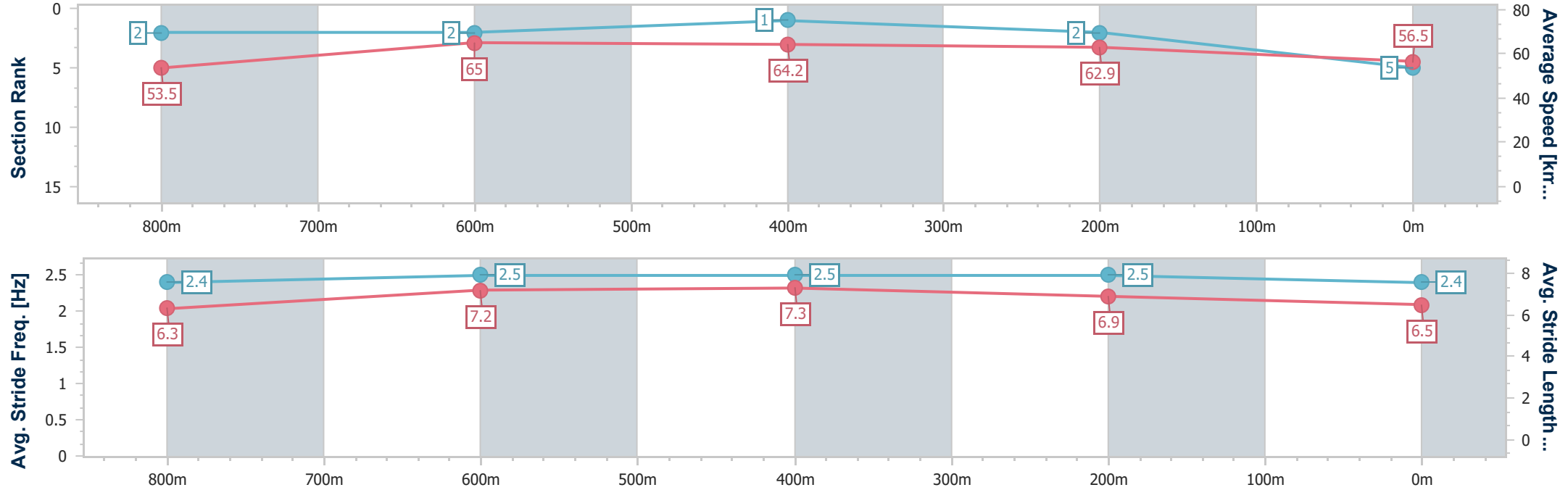
Eagle FarmProfessional  
Race 1: MEKKA RACEDAY 16 AUGUST QTIS Two-Year-Old  
Maiden Plate - 1000m  
02 July 2025 - 11:59



BRISBANE  
RACING CLUB

Track Rating: Soft 5, Weather: Overcast, Rail Position: +9m Entire

Section	Overall	800m	600m	400m	200m										
Section Times	1:00.03 [5] (0:13.54)	0:46.49 [2] (0:11.11)	0:35.38 [2] (0:11.18)	0:24.20 [1] (0:11.45)	0:12.75 [2] (0:12.75)										
Average Speed [km/h]	53.5	65.0	64.2	62.9	56.5										
Top Speed [km/h]	67.9	67.3	65.2	64.6	60.3										
Avg. Dist. to Rail [m]	1.8	1.0	0.6	0.7	1.8										
Avg. Stride Freq. [Hz]	2.4	2.5	2.5	2.5	2.4										
Avg. Stride Length [m]	6.3	7.2	7.3	6.9	6.5										





Horse/Jockey Name	Moon Jewel
Final Rank	6
Fastest Section Time (Section)	0:11.20 (800m)
Top Speed [km/h] (Section)	68.5 (Overall)
Race State	Finished



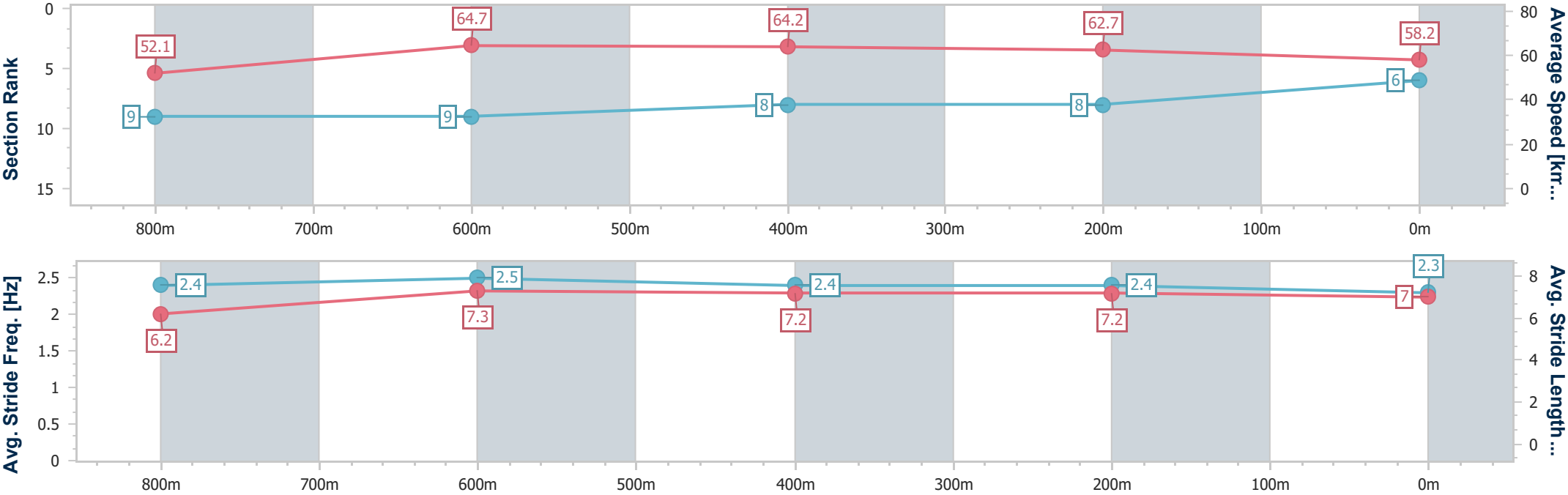
Eagle FarmProfessional  
Race 1: MEKKA RACEDAY 16 AUGUST QTIS Two-Year-Old  
Maiden Plate - 1000m  
02 July 2025 - 11:59



BRISBANE  
RACING CLUB

Track Rating: Soft 5, Weather: Overcast, Rail Position: +9m Entire

Section	Overall	800m	600m	400m	200m														
Section Times	1:00.25 [6] (0:13.94)	0:46.31 [9] (0:11.20)	0:35.11 [9] (0:11.22)	0:23.89 [8] (0:11.50)	0:12.39 [8] (0:12.39)														
Average Speed [km/h]	52.1	64.7	64.2	62.7	58.2														
Top Speed [km/h]	68.5	68.0	64.7	64.1	60.4														
Avg. Dist. to Rail [m]	4.7	1.8	0.3	1.5	3.2														
Avg. Stride Freq. [Hz]	2.4	2.5	2.4	2.4	2.3														
Avg. Stride Length [m]	6.2	7.3	7.2	7.2	7.0														





Horse/Jockey Name	Ekhidna
Final Rank	7
Fastest Section Time (Section)	0:11.19 (800m)
Top Speed [km/h] (Section)	68.2 (Overall)
Race State	Finished



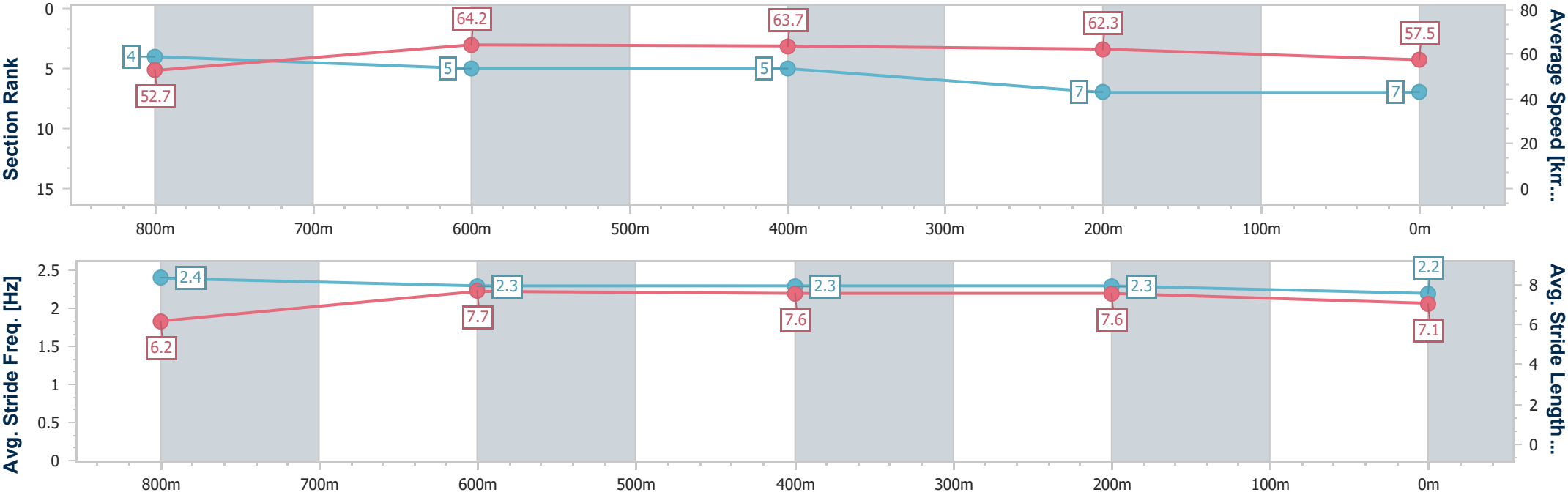
Eagle FarmProfessional  
Race 1: MEKKA RACEDAY 16 AUGUST QTIS Two-Year-Old  
Maiden Plate - 1000m  
02 July 2025 - 11:59



BRISBANE  
RACING CLUB

Track Rating: Soft 5, Weather: Overcast, Rail Position: +9m Entire

Section	Overall	800m	600m	400m	200m										
Section Times	1:00.26 [7] (0:13.73)	0:46.53 [4] (0:11.19)	0:35.34 [5] (0:11.25)	0:24.09 [5] (0:11.56)	0:12.53 [7] (0:12.53)										
Average Speed [km/h]	52.7	64.2	63.7	62.3	57.5										
Top Speed [km/h]	68.2	67.1	64.2	64.6	60.0										
Avg. Dist. to Rail [m]	1.8	0.6	0.9	0.4	0.5										
Avg. Stride Freq. [Hz]	2.4	2.3	2.3	2.3	2.2										
Avg. Stride Length [m]	6.2	7.7	7.6	7.6	7.1										







Horse/Jockey Name	Orchid Valley
Final Rank	8
Fastest Section Time (Section)	0:11.18 (600m)
Top Speed [km/h] (Section)	67.8 (800m)
Race State	Finished



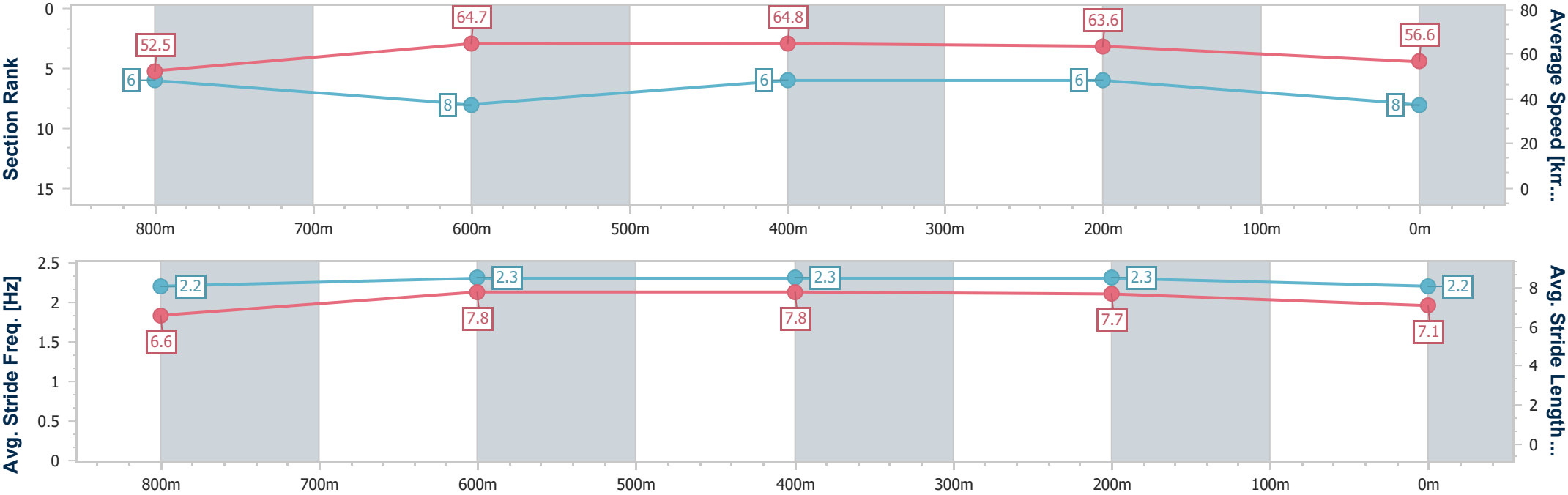
Eagle FarmProfessional  
Race 1: MEKKA RACEDAY 16 AUGUST QTIS Two-Year-Old  
Maiden Plate - 1000m  
02 July 2025 - 11:59



BRISBANE  
RACING CLUB

Track Rating: Soft 5, Weather: Overcast, Rail Position: +9m Entire

Section	Overall	800m	600m	400m	200m										
Section Times	1:00.29 [8] (0:13.81)	0:46.48 [6] (0:11.25)	0:35.23 [8] (0:11.18)	0:24.05 [6] (0:11.33)	0:12.72 [6] (0:12.72)										
Average Speed [km/h]	52.5	64.7	64.8	63.6	56.6										
Top Speed [km/h]	67.4	67.8	65.4	65.2	60.3										
Avg. Dist. to Rail [m]	5.0	2.3	1.3	2.8	4.3										
Avg. Stride Freq. [Hz]	2.2	2.3	2.3	2.3	2.2										
Avg. Stride Length [m]	6.6	7.8	7.8	7.7	7.1										





Horse/Jockey Name	Vega Nova
Final Rank	9
Fastest Section Time (Section)	0:11.17 (600m)
Top Speed [km/h] (Section)	65.8 (800m)
Race State	Finished



Eagle FarmProfessional  
Race 1: MEKKA RACEDAY 16 AUGUST QTIS Two-Year-Old  
Maiden Plate - 1000m

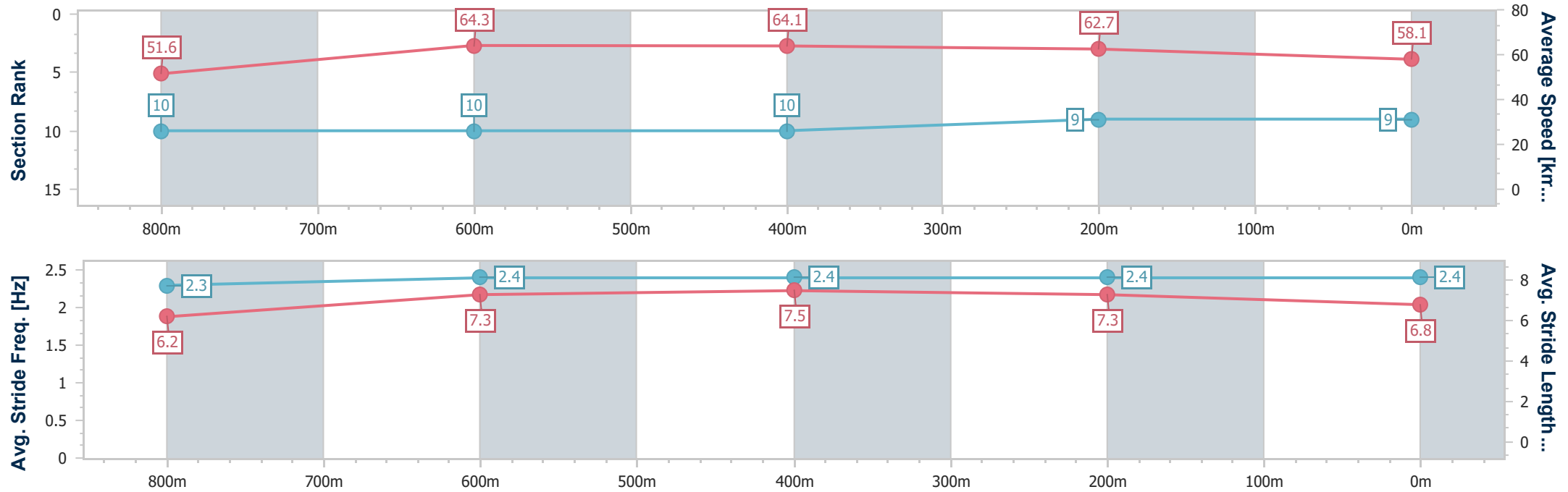
02 July 2025 - 11:59

Track Rating: Soft 5, Weather: Overcast, Rail Position: +9m Entire



BRISBANE  
RACING CLUB

Section	Overall	800m	600m	400m	200m														
Section Times	1:00.40 [9] (0:14.08)	0:46.32 [10] (0:11.25)	0:35.07 [10] (0:11.17)	0:23.90 [10] (0:11.49)	0:12.41 [9] (0:12.41)														
Average Speed [km/h]	51.6	64.3	64.1	62.7	58.1														
Top Speed [km/h]	65.3	65.8	64.9	63.7	60.5														
Avg. Dist. to Rail [m]	4.9	0.7	0.5	1.6	3.8														
Avg. Stride Freq. [Hz]	2.3	2.4	2.4	2.4	2.4														
Avg. Stride Length [m]	6.2	7.3	7.5	7.3	6.8														





Horse/Jockey Name	Wally's Boy
Final Rank	10
Fastest Section Time (Section)	0:11.10 (800m)
Top Speed [km/h] (Section)	67.4 (Overall)
Race State	Finished



Eagle FarmProfessional  
Race 1: MEKKA RACEDAY 16 AUGUST QTIS Two-Year-Old  
Maiden Plate - 1000m

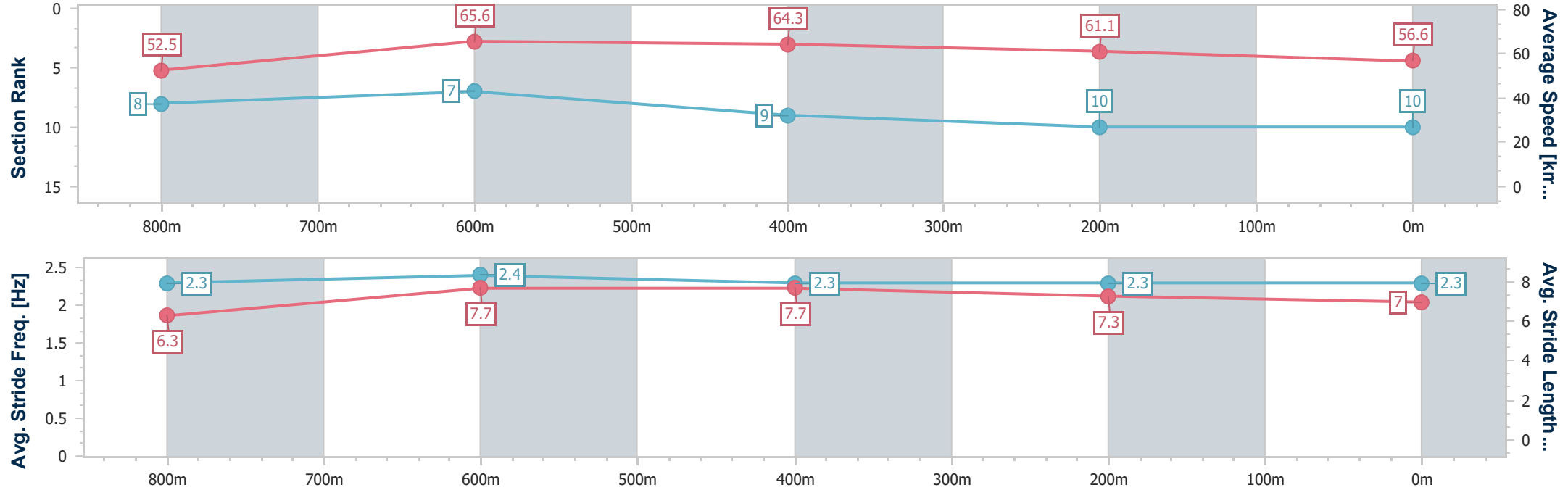
02 July 2025 - 11:59

Track Rating: Soft 5, Weather: Overcast, Rail Position: +9m Entire



BRISBANE  
RACING CLUB

Section	Overall	800m	600m	400m	200m														
Section Times	1:00.88 [10] (0:13.93)	0:46.95 [8] (0:11.10)	0:35.85 [7] (0:11.37)	0:24.48 [9] (0:11.76)	0:12.72 [10] (0:12.72)														
Average Speed [km/h]	52.5	65.6	64.3	61.1	56.6														
Top Speed [km/h]	67.4	67.2	65.3	62.8	59.3														
Avg. Dist. to Rail [m]	7.6	3.0	2.7	3.9	5.1														
Avg. Stride Freq. [Hz]	2.3	2.4	2.3	2.3	2.3														
Avg. Stride Length [m]	6.3	7.7	7.7	7.3	7.0														





**Eagle Farm Professional**  
**Race 2: BECOME A BRC MEMBER QTIS Two-Year-Old Maiden Plate - 1000m**  
**02 July 2025 - 12:34**



Track Rating: Soft 5, Weather: Overcast, Rail Position: +9m Entire

Section		Overall				800m	600m	400m	200m	Last 600m		
Field Times		0:59.41				0:46.42	0:35.58	0:24.16	0:12.53	0:00.00		
		(0:12.99)				(0:10.84)	(0:11.42)	(0:11.63)	(0:12.53)			
Rank	TAB Horse/Jockey	Barrier	Top Speed [km/h]	Fastest Section				Margin	Margin	Distance Travelled [m]		
1	9 SWEET HESITATION	2	70.2	0:10.78	0:59.41 [1]	0:46.33 [3]	0:35.55 [2]	0:24.16 [1]	0:12.53 [1]	0:59.41	0:35.55	
	Bailey Wheeler		800m	800m	(0:13.08)	(0:10.78)	(0:11.39)	(0:11.63)	(0:12.53)			
2	3 RUTHVEN RUSH	7	69.4	0:10.90	0:59.56 [2]	0:46.22 [7]	0:35.32 [7]	0:23.84 [7]	0:12.53 [6]	0.86L	0:35.32	+5
	Jag Guthmann-Chester		Overall	800m	(0:13.34)	(0:10.90)	(0:11.48)	(0:11.31)	(0:12.53)			
3	6 CERETTI	6	70.6	0:10.93	0:59.79 [3]	0:46.49 [6]	0:35.56 [6]	0:24.14 [6]	0:12.64 [7]	2.23L	0:35.56	+6
	Angela Jones		800m	800m	(0:13.30)	(0:10.93)	(0:11.42)	(0:11.50)	(0:12.64)			
4	13 MISHANI SENORITA	4	69.1	0:10.85	0:59.94 [4]	0:46.81 [4]	0:35.96 [3]	0:24.51 [4]	0:12.93 [5]	3.13L	0:35.96	+3
	Nikita Beriman		800m	800m	(0:13.13)	(0:10.85)	(0:11.45)	(0:11.58)	(0:12.93)			
5	4 STRIKE WEAPON	1	69.6	0:11.04	1:00.16 [5]	0:47.08 [2]	0:36.04 [4]	0:24.77 [3]	0:13.20 [3]	4.39L	0:36.04	+3
	Georgina Cartwright		Overall	800m	(0:13.08)	(0:11.04)	(0:11.27)	(0:11.57)	(0:13.20)			
6	5 WAX ON WAX OFF	5	70.2	0:10.84	1:00.30 [6]	0:47.31 [1]	0:36.47 [1]	0:24.96 [2]	0:13.31 [4]	5.23L	0:36.47	+5
	Justin Huxtable		Overall	800m	(0:12.99)	(0:10.84)	(0:11.51)	(0:11.65)	(0:13.31)			
7	8 MISS LEANA	10	70.6	0:10.92	1:00.33 [7]	0:47.10 [5]	0:36.18 [5]	0:24.81 [5]	0:13.38 [2]	5.38L	0:36.18	+4
	Cobi Vitler		Overall	800m	(0:13.23)	(0:10.92)	(0:11.37)	(0:11.43)	(0:13.38)			
8	7 KACHI	11	68.9	0:10.80	1:00.36 [8]	0:46.69 [8]	0:35.89 [8]	0:24.62 [8]	0:13.02 [8]	5.6L	0:35.89	+0
	Jake Bayliss		Overall	800m	(0:13.67)	(0:10.80)	(0:11.27)	(0:11.60)	(0:13.02)			
9	10 TRICKETT'S JEWEL	3	Data was not able to be tracked for this horse			-:-:-	-:-:-	-:-:-	-:-:-	14.35L	-:-:-	----
	Mark Du Plessis											

Scratched: Jimmy's Brother (#2), Mediterra (#11), Enforceable (#1), Unclothed (#14), Helluvapunch (#12), Code Buster (#15)



Horse/Jockey Name	Sweet Hesitation
Final Rank	1
Fastest Section Time (Section)	0:10.78 (800m)
Top Speed [km/h] (Section)	70.2 (800m)
Race State	Finished

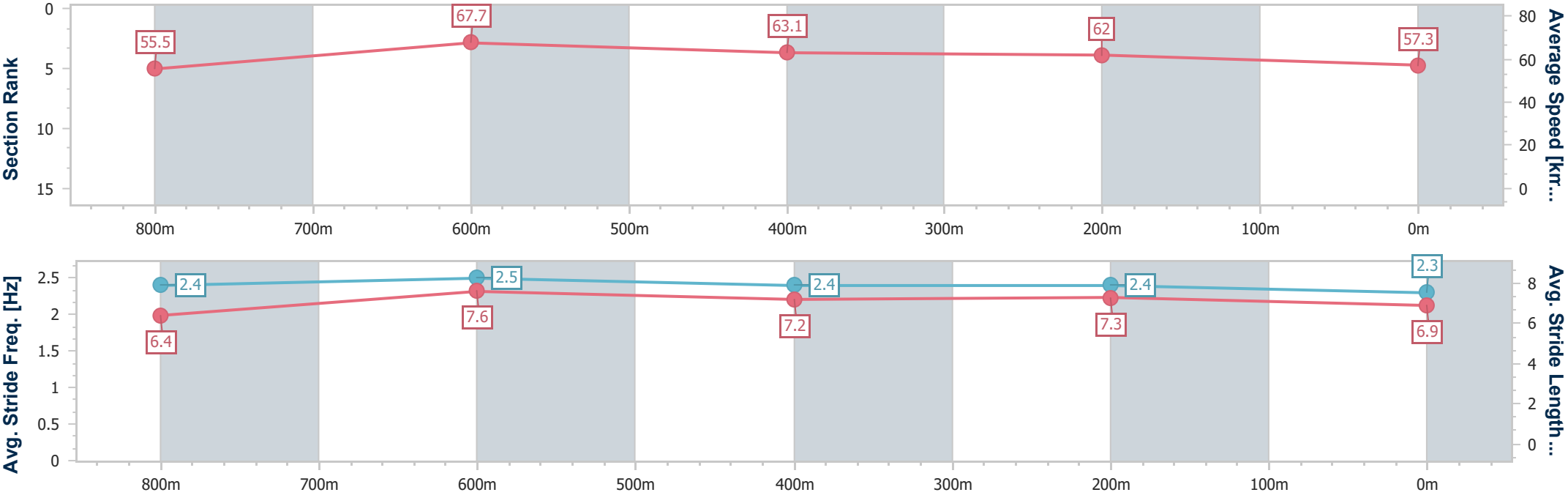


Eagle Farm Professional  
Race 2: BECOME A BRC MEMBER QTIS Two-Year-Old Maiden  
Plate - 1000m  
02 July 2025 - 12:34  
Track Rating: Soft 5, Weather: Overcast, Rail Position: +9m Entire



BRISBANE  
RACING CLUB

Section	Overall	800m	600m	400m	200m														
Section Times	0:59.41 [1] (0:13.08)	0:46.33 [3] (0:10.78)	0:35.55 [2] (0:11.39)	0:24.16 [1] (0:11.63)	0:12.53 [1] (0:12.53)														
Average Speed [km/h]	55.5	67.7	63.1	62.0	57.3														
Top Speed [km/h]	69.6	70.2	64.6	63.1	60.2														
Avg. Dist. to Rail [m]	2.1	2.5	1.0	0.9	2.7														
Avg. Stride Freq. [Hz]	2.4	2.5	2.4	2.4	2.3														
Avg. Stride Length [m]	6.4	7.6	7.2	7.3	6.9														





Horse/Jockey Name	Ruthven Rush
Final Rank	2
Fastest Section Time (Section)	0:10.90 (800m)
Top Speed [km/h] (Section)	69.4 (Overall)
Race State	Finished

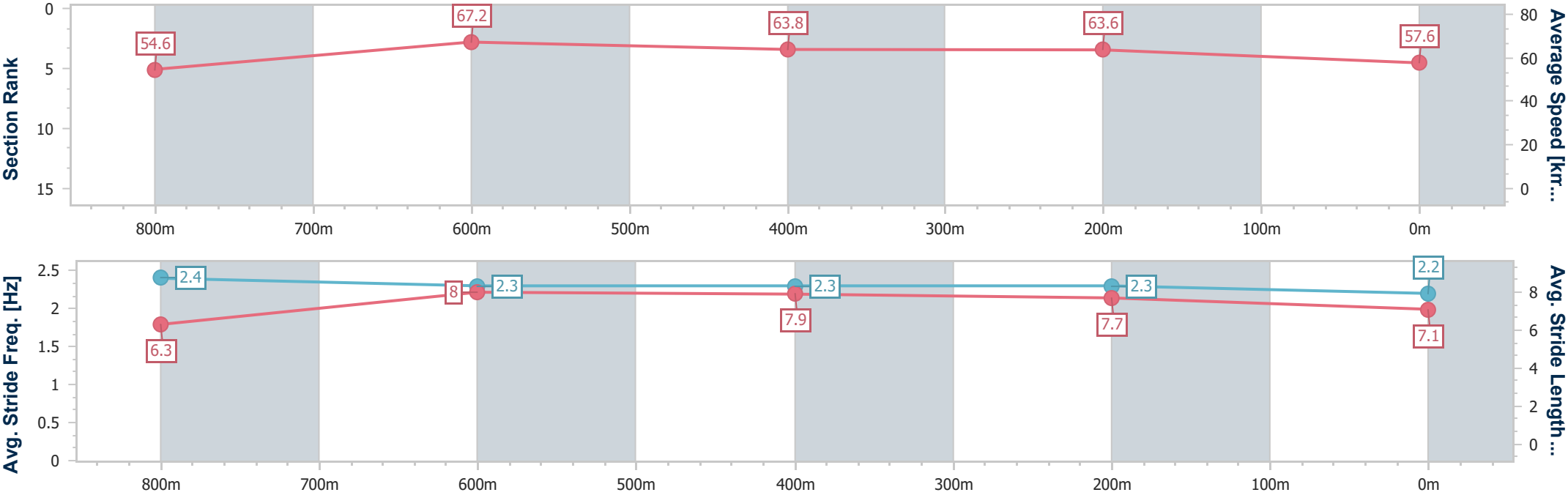


Eagle FarmProfessional  
Race 2: BECOME A BRC MEMBER QTIS Two-Year-Old Maiden  
Plate - 1000m  
02 July 2025 - 12:34  
Track Rating: Soft 5, Weather: Overcast, Rail Position: +9m Entire



BRISBANE  
RACING CLUB

Section	Overall	800m	600m	400m	200m														
Section Times	0:59.56 [2] (0:13.34)	0:46.22 [7] (0:10.90)	0:35.32 [7] (0:11.48)	0:23.84 [7] (0:11.31)	0:12.53 [6] (0:12.53)														
Average Speed [km/h]	54.6	67.2	63.8	63.6	57.6														
Top Speed [km/h]	69.4	69.0	65.8	64.6	61.3														
Avg. Dist. to Rail [m]	5.3	3.8	3.7	6.2	5.5														
Avg. Stride Freq. [Hz]	2.4	2.3	2.3	2.3	2.2														
Avg. Stride Length [m]	6.3	8.0	7.9	7.7	7.1														





Horse/Jockey Name	Ceretti
Final Rank	3
Fastest Section Time (Section)	0:10.93 (800m)
Top Speed [km/h] (Section)	70.6 (800m)
Race State	Finished

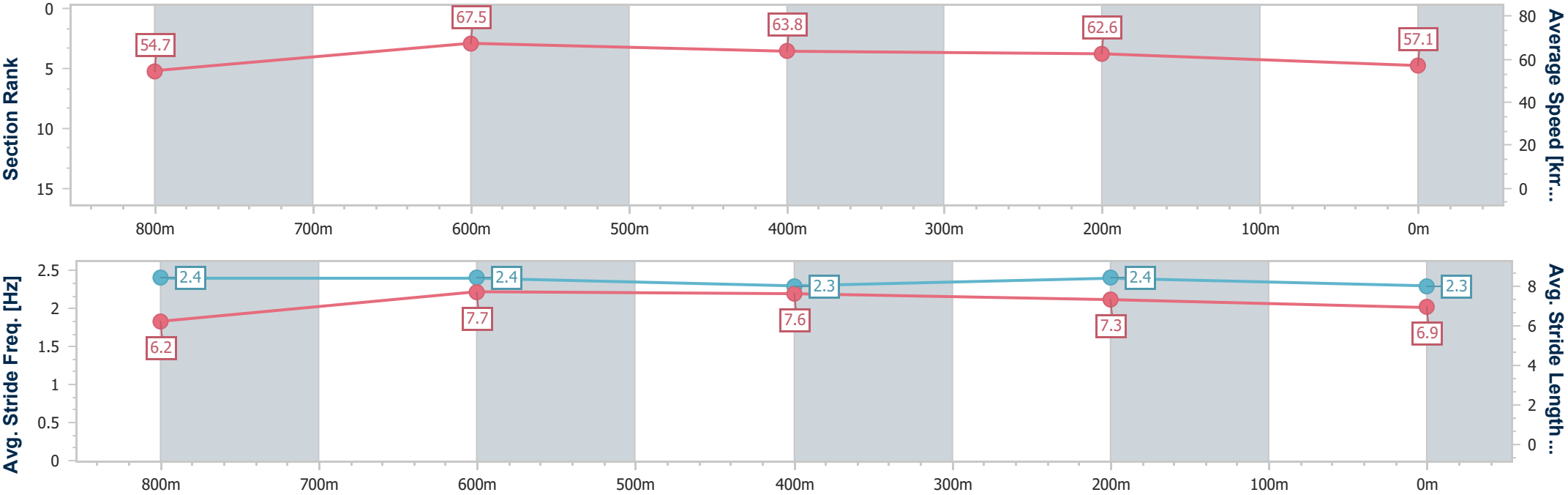


Eagle Farm Professional  
Race 2: BECOME A BRC MEMBER QTIS Two-Year-Old Maiden  
Plate - 1000m  
02 July 2025 - 12:34  
Track Rating: Soft 5, Weather: Overcast, Rail Position: +9m Entire



BRISBANE  
RACING CLUB

Section	Overall	800m	600m	400m	200m														
Section Times	0:59.79 [3] (0:13.30)	0:46.49 [6] (0:10.93)	0:35.56 [6] (0:11.42)	0:24.14 [6] (0:11.50)	0:12.64 [7] (0:12.64)														
Average Speed [km/h]	54.7	67.5	63.8	62.6	57.1														
Top Speed [km/h]	69.8	70.6	65.3	63.9	60.8														
Avg. Dist. to Rail [m]	4.8	5.0	3.0	3.4	3.1														
Avg. Stride Freq. [Hz]	2.4	2.4	2.3	2.4	2.3														
Avg. Stride Length [m]	6.2	7.7	7.6	7.3	6.9														





Horse/Jockey Name	Mishani Seniorita
Final Rank	4
Fastest Section Time (Section)	0:10.85 (800m)
Top Speed [km/h] (Section)	69.1 (800m)
Race State	Finished

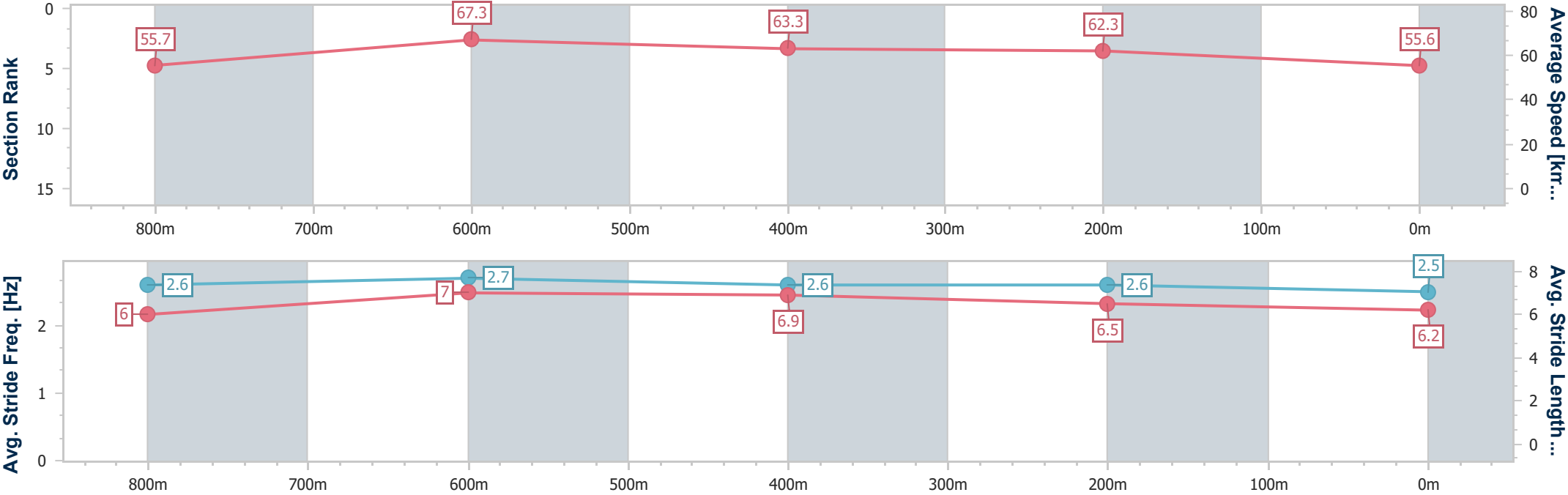


Eagle FarmProfessional  
Race 2: BECOME A BRC MEMBER QTIS Two-Year-Old Maiden  
Plate - 1000m  
02 July 2025 - 12:34  
Track Rating: Soft 5, Weather: Overcast, Rail Position: +9m Entire



BRISBANE  
RACING CLUB

Section	Overall	800m	600m	400m	200m										
Section Times	0:59.94 [4] (0:13.13)	0:46.81 [4] (0:10.85)	0:35.96 [3] (0:11.45)	0:24.51 [4] (0:11.58)	0:12.93 [5] (0:12.93)										
Average Speed [km/h]	55.7	67.3	63.3	62.3	55.6										
Top Speed [km/h]	68.8	69.1	65.3	64.9	59.3										
Avg. Dist. to Rail [m]	3.5	3.6	1.9	3.8	3.9										
Avg. Stride Freq. [Hz]	2.6	2.7	2.6	2.6	2.5										
Avg. Stride Length [m]	6.0	7.0	6.9	6.5	6.2										







Horse/Jockey Name	Strike Weapon
Final Rank	5
Fastest Section Time (Section)	0:11.04 (800m)
Top Speed [km/h] (Section)	69.6 (Overall)
Race State	Finished

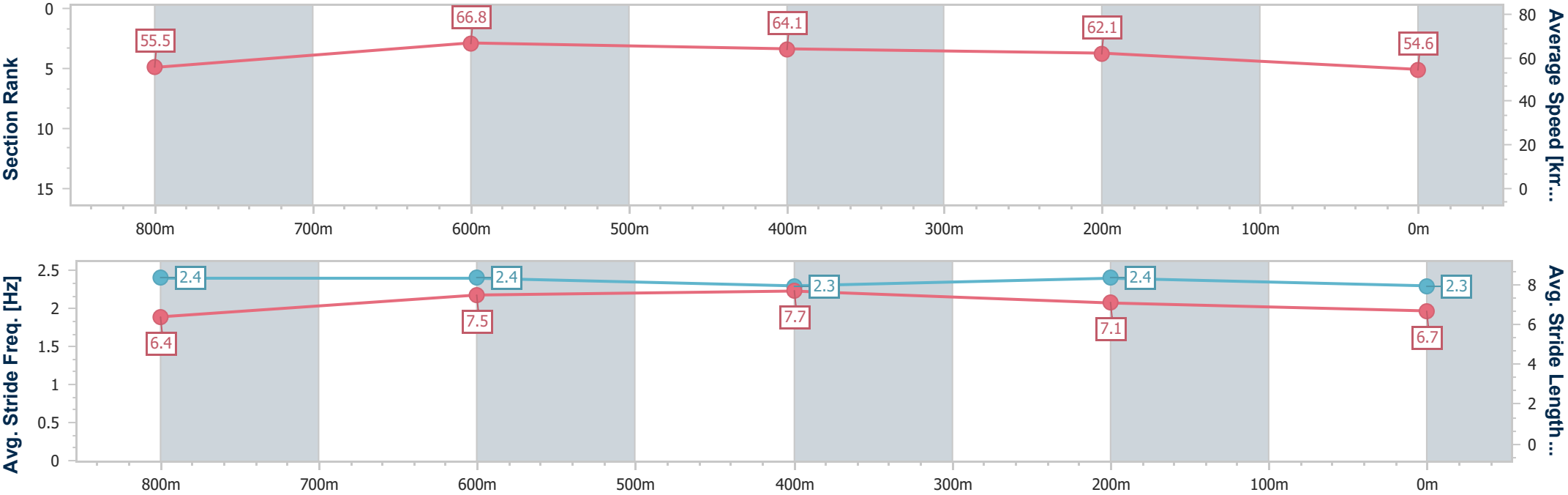


Eagle FarmProfessional  
Race 2: BECOME A BRC MEMBER QTIS Two-Year-Old Maiden  
Plate - 1000m  
02 July 2025 - 12:34  
Track Rating: Soft 5, Weather: Overcast, Rail Position: +9m Entire



BRISBANE  
RACING CLUB

Section	Overall	800m	600m	400m	200m														
Section Times	1:00.16 [5] (0:13.08)	0:47.08 [2] (0:11.04)	0:36.04 [4] (0:11.27)	0:24.77 [3] (0:11.57)	0:13.20 [3] (0:13.20)														
Average Speed [km/h]	55.5	66.8	64.1	62.1	54.6														
Top Speed [km/h]	69.6	69.3	65.7	65.1	58.8														
Avg. Dist. to Rail [m]	2.0	4.9	2.4	3.0	2.8														
Avg. Stride Freq. [Hz]	2.4	2.4	2.3	2.4	2.3														
Avg. Stride Length [m]	6.4	7.5	7.7	7.1	6.7														





Horse/Jockey Name	Wax On Wax Off
Final Rank	6
Fastest Section Time (Section)	0:10.84 (800m)
Top Speed [km/h] (Section)	70.2 (Overall)
Race State	Finished

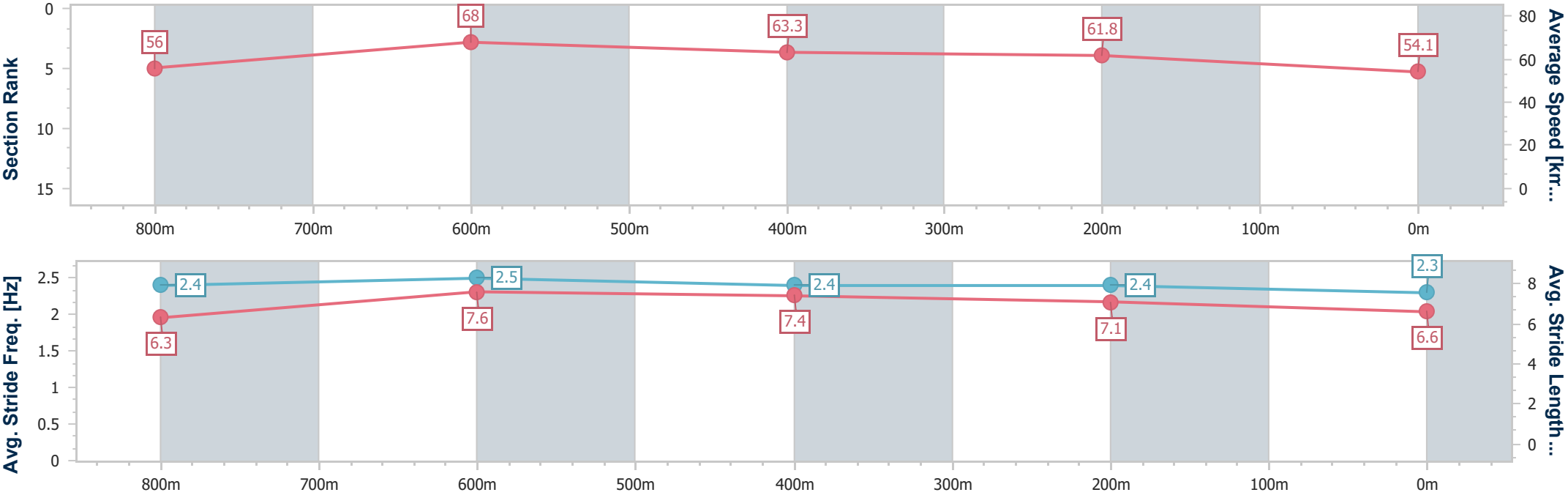


Eagle FarmProfessional  
Race 2: BECOME A BRC MEMBER QTIS Two-Year-Old Maiden  
Plate - 1000m  
02 July 2025 - 12:34  
Track Rating: Soft 5, Weather: Overcast, Rail Position: +9m Entire



BRISBANE  
RACING CLUB

Section	Overall	800m	600m	400m	200m														
Section Times	1:00.30 [6] (0:12.99)	0:47.31 [1] (0:10.84)	0:36.47 [1] (0:11.51)	0:24.96 [2] (0:11.65)	0:13.31 [4] (0:13.31)														
Average Speed [km/h]	56.0	68.0	63.3	61.8	54.1														
Top Speed [km/h]	70.2	70.1	65.6	63.8	57.9														
Avg. Dist. to Rail [m]	4.3	4.9	2.5	5.5	5.2														
Avg. Stride Freq. [Hz]	2.4	2.5	2.4	2.4	2.3														
Avg. Stride Length [m]	6.3	7.6	7.4	7.1	6.6														





Horse/Jockey Name	Miss Leana
Final Rank	7
Fastest Section Time (Section)	0:10.92 (800m)
Top Speed [km/h] (Section)	70.6 (Overall)
Race State	Finished

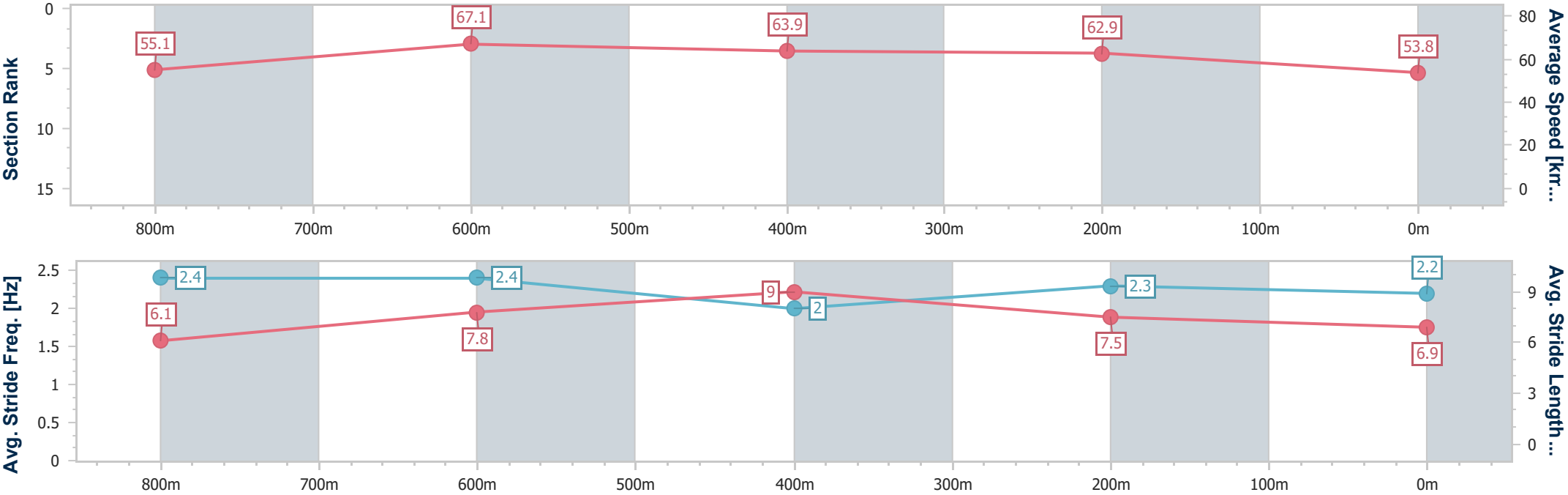


Eagle Farm Professional  
Race 2: BECOME A BRC MEMBER QTIS Two-Year-Old Maiden  
Plate - 1000m  
02 July 2025 - 12:34  
Track Rating: Soft 5, Weather: Overcast, Rail Position: +9m Entire



BRISBANE  
RACING CLUB

Section	Overall	800m	600m	400m	200m										
Section Times	1:00.33 [7] (0:13.23)	0:47.10 [5] (0:10.92)	0:36.18 [5] (0:11.37)	0:24.81 [5] (0:11.43)	0:13.38 [2] (0:13.38)										
Average Speed [km/h]	55.1	67.1	63.9	62.9	53.8										
Top Speed [km/h]	70.6	70.4	65.8	65.8	59.2										
Avg. Dist. to Rail [m]	4.7	4.0	2.0	3.8	4.3										
Avg. Stride Freq. [Hz]	2.4	2.4	2.0	2.3	2.2										
Avg. Stride Length [m]	6.1	7.8	9.0	7.5	6.9										





Horse/Jockey Name	Kachi
Final Rank	8
Fastest Section Time (Section)	0:10.80 (800m)
Top Speed [km/h] (Section)	68.9 (Overall)
Race State	Finished

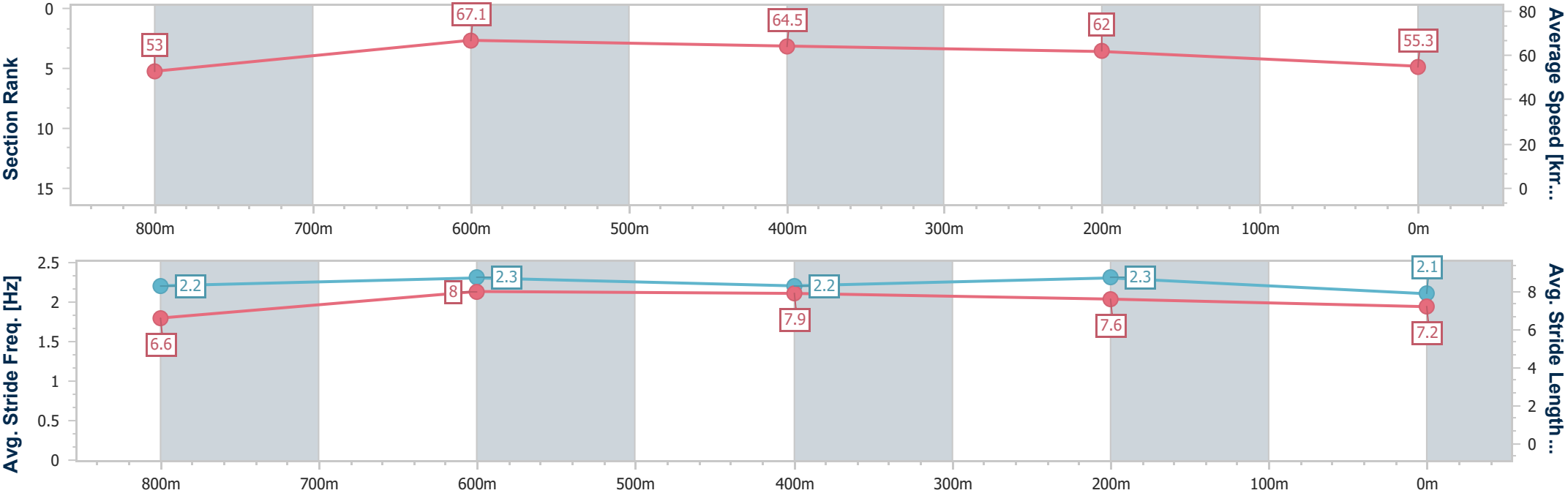


Eagle Farm Professional  
Race 2: BECOME A BRC MEMBER QTIS Two-Year-Old Maiden  
Plate - 1000m  
02 July 2025 - 12:34  
Track Rating: Soft 5, Weather: Overcast, Rail Position: +9m Entire



BRISBANE  
RACING CLUB

Section	Overall	800m	600m	400m	200m										
Section Times	1:00.36 [8] (0:13.67)	0:46.69 [8] (0:10.80)	0:35.89 [8] (0:11.27)	0:24.62 [8] (0:11.60)	0:13.02 [8] (0:13.02)										
Average Speed [km/h]	53.0	67.1	64.5	62.0	55.3										
Top Speed [km/h]	68.9	67.4	65.7	64.4	59.0										
Avg. Dist. to Rail [m]	5.0	1.3	1.7	2.3	3.7										
Avg. Stride Freq. [Hz]	2.2	2.3	2.2	2.3	2.1										
Avg. Stride Length [m]	6.6	8.0	7.9	7.6	7.2										





Horse/Jockey Name	Trickett's Jewel
Final Rank	9
Fastest Section Time (Section)	--:--
Top Speed [km/h] (Section)	--
Race State	DidNotTrack



Eagle FarmProfessional  
Race 2: BECOME A BRC MEMBER QTIS Two-Year-Old Maiden  
Plate - 1000m  
02 July 2025 - 12:34  
Track Rating: Soft 5, Weather: Overcast, Rail Position: +9m Entire



BRISBANE  
RACING CLUB

Section	Overall	800m	600m	400m	200m								
Section Times	--:--	--:--	--:--	--:--	--:--								
Average Speed [km/h]	--	--	--	--	--								
Top Speed [km/h]	--	--	--	--	--								
Avg. Dist. to Rail [m]	--	--	--	--	--								
Avg. Stride Freq. [Hz]	--	--	--	--	--								
Avg. Stride Length [m]	--	--	--	--	--								



# Eagle Farm Professional

## Race 3: GALLOPERS SPORTS CLUB Maiden Handicap - 1000m

02 July 2025 - 13:09



BRISBANE  
RACING CLUB

Track Rating: Soft 5, Weather: Overcast, Rail Position: +9m Entire

Section						Overall	800m	600m	400m	200m	Last 600m			
Field Times						0:59.41 (0:13.43)	0:45.98 (0:10.91)	0:35.07 (0:11.25)	0:23.82 (0:11.58)	0:12.24 (0:12.24)	0:35.07			
Rank	TAB	Horse/Jockey	Barrier	Top Speed [km/h]	Fastest Section							Margin		
1	3	TEN GOOD REASONS	5	68.7	0:10.99	0:59.41 [1]	0:45.61 [7]	0:34.47 [7]	0:23.48 [6]	0:12.24 [1]	0:59.41	0:34.47		
		Jag Guthmann-Chester		Overall	600m	(0:13.80)	(0:11.14)	(0:10.99)	(0:11.24)	(0:12.24)				
2	1	BRAZEN ACT	6	67.1	0:11.05	0:59.58 [2]	0:45.86 [5]	0:34.81 [5]	0:23.69 [5]	0:12.19 [5]	1L	0:34.81		
		Robbie Dolan		800m	800m	(0:13.72)	(0:11.05)	(0:11.12)	(0:11.50)	(0:12.19)				
3	4	BOOM BREAK	1	68.7	0:10.91	0:59.61 [3]	0:46.18 [1]	0:35.27 [1]	0:23.96 [2]	0:12.42 [3]	1.13L	0:35.27		
		Ryan Maloney		800m	800m	(0:13.43)	(0:10.91)	(0:11.31)	(0:11.54)	(0:12.42)				
4	11	MOANA GOLD	3	66.7	0:11.04	0:59.83 [4]	0:45.88 [8]	0:34.81 [8]	0:23.77 [7]	0:12.39 [6]	2.44L	0:34.81		
		Nikita Beriman		800m	600m	(0:13.95)	(0:11.07)	(0:11.04)	(0:11.38)	(0:12.39)				
5	5	CLIODHNA MAEVE	2	66.3	0:11.02	0:59.87 [5]	0:46.30 [3]	0:35.28 [4]	0:24.18 [3]	0:12.70 [2]	2.7L	0:35.28		
		Luke Dempsey		800m	800m	(0:13.57)	(0:11.02)	(0:11.10)	(0:11.48)	(0:12.70)				
6	7	BOMBARD	11	68.2	0:11.17	1:00.15 [6]	0:46.15 [11]	0:34.98 [11]	0:23.62 [11]	0:12.33 [10]	4.31L	0:34.98		
		Angela Jones		800m	800m	(0:14.00)	(0:11.17)	(0:11.36)	(0:11.29)	(0:12.33)				
7	12	MISSING BOUNDARIES	9	67.3	0:11.09	1:00.39 [7]	0:46.43 [9]	0:35.34 [9]	0:24.11 [9]	0:12.52 [11]	5.76L	0:35.34		
		Mark Du Plessis		800m	800m	(0:13.96)	(0:11.09)	(0:11.23)	(0:11.59)	(0:12.52)				
8	8	SHANIDAR	12	66.6	0:11.07	1:00.40 [8]	0:45.97 [12]	0:34.90 [12]	0:23.37 [12]	0:12.07 [12]	5.79L	0:34.90		
		Emily Lang		800m	800m	(0:14.43)	(0:11.07)	(0:11.53)	(0:11.30)	(0:12.07)				
9	2	MR PLAYTIME	10	69.4	0:11.13	1:00.43 [9]	0:46.44 [10]	0:35.31 [10]	0:24.08 [10]	0:12.67 [9]	5.96L	0:35.31		
		Cody Collis		800m	800m	(0:13.99)	(0:11.13)	(0:11.23)	(0:11.41)	(0:12.67)				
10	10	SIGNATURE TART	7	69.4	0:11.01	1:00.57 [10]	0:47.13 [2]	0:36.12 [2]	0:24.74 [4]	0:13.02 [7]	6.79L	0:36.12		
		Cobi Vitler		Overall	800m	(0:13.44)	(0:11.01)	(0:11.38)	(0:11.72)	(0:13.02)				

Scratched: Zimbara (#13)



## Eagle Farm Professional

### Race 3: GALLOPERS SPORTS CLUB Maiden Handicap - 1000m

02 July 2025 - 13:09



BRISBANE  
RACING CLUB

Track Rating: Soft 5, Weather: Overcast, Rail Position: +9m Entire

Section						Overall	800m	600m	400m	200m	Last 600m		
Field Times						0:59.41 (0:13.43)	0:45.98 (0:10.91)	0:35.07 (0:11.25)	0:23.82 (0:11.58)	0:12.24 (0:12.24)	0:35.07		
Rank	TAB	Horse/Jockey	Barrier	Top Speed [km/h]	Fastest Section	Margin						Distance Travelled [m]	
11	9	SIGLO DE ORO	4	67.7	0:10.88	1:00.76 [11]	0:47.19 [4]	0:36.31 [3]	0:25.17 [1]	0:13.39 [4]	7.89L	0:36.31	-4
		Justin Huxtable		800m	800m	(0:13.57)	(0:10.88)	(0:11.14)	(0:11.78)	(0:13.39)			
12	6	TOSMIAN	8	68.3	0:11.11	1:00.79 [12]	0:47.02 [6]	0:35.91 [6]	0:24.60 [8]	0:13.10 [8]	8.07L	0:35.91	+6
		Damien Thornton		Overall	800m	(0:13.77)	(0:11.11)	(0:11.31)	(0:11.50)	(0:13.10)			

Scratched: Zimbara (#13)



Horse/Jockey Name	Ten Good Reasons
Final Rank	1
Fastest Section Time (Section)	0:10.99 (600m)
Top Speed [km/h] (Section)	68.7 (Overall)
Race State	Finished

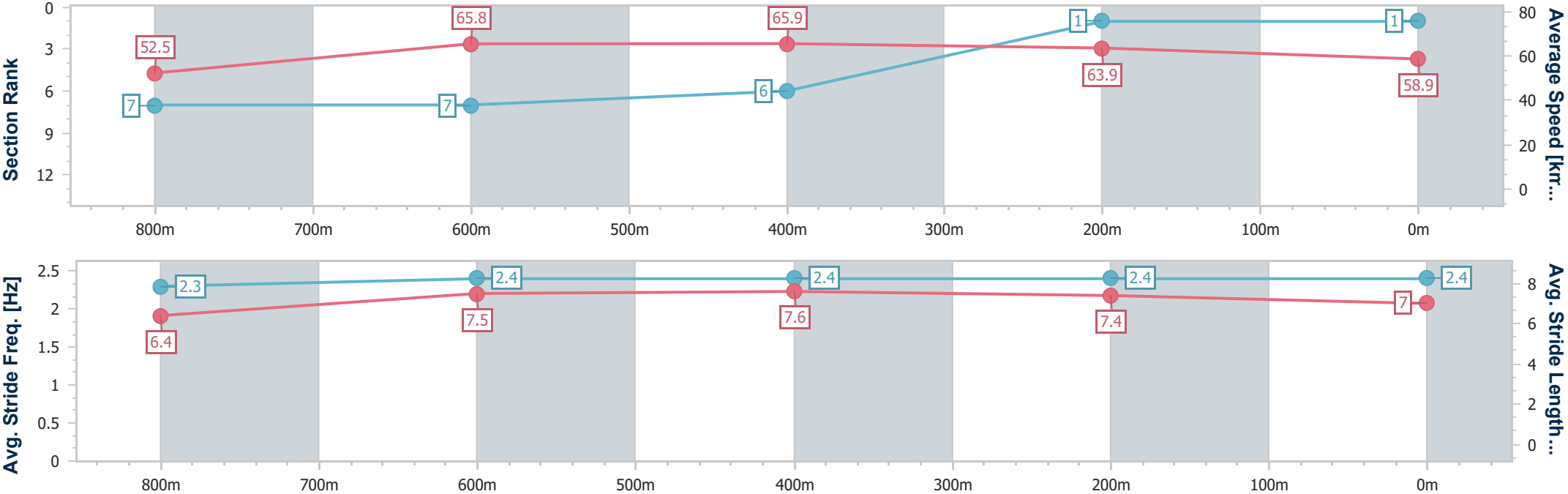


Eagle FarmProfessional  
Race 3: GALLOPERS SPORTS CLUB Maiden Handicap - 1000m  
02 July 2025 - 13:09  
Track Rating: Soft 5, Weather: Overcast, Rail Position: +9m Entire



BRISBANE  
RACING CLUB

Section	Overall	800m	600m	400m	200m														
Section Times	0:59.41 [1] (0:13.80)	0:45.61 [7] (0:11.14)	0:34.47 [7] (0:10.99)	0:23.48 [6] (0:11.24)	0:12.24 [1] (0:12.24)														
Average Speed [km/h]	52.5	65.8	65.9	63.9	58.9														
Top Speed [km/h]	68.7	68.3	68.1	65.5	61.7														
Avg. Dist. to Rail [m]	3.1	3.8	1.1	2.0	1.1														
Avg. Stride Freq. [Hz]	2.3	2.4	2.4	2.4	2.4														
Avg. Stride Length [m]	6.4	7.5	7.6	7.4	7.0														







Horse/Jockey Name	Brazen Act
Final Rank	2
Fastest Section Time (Section)	0:11.05 (800m)
Top Speed [km/h] (Section)	67.1 (800m)
Race State	Finished

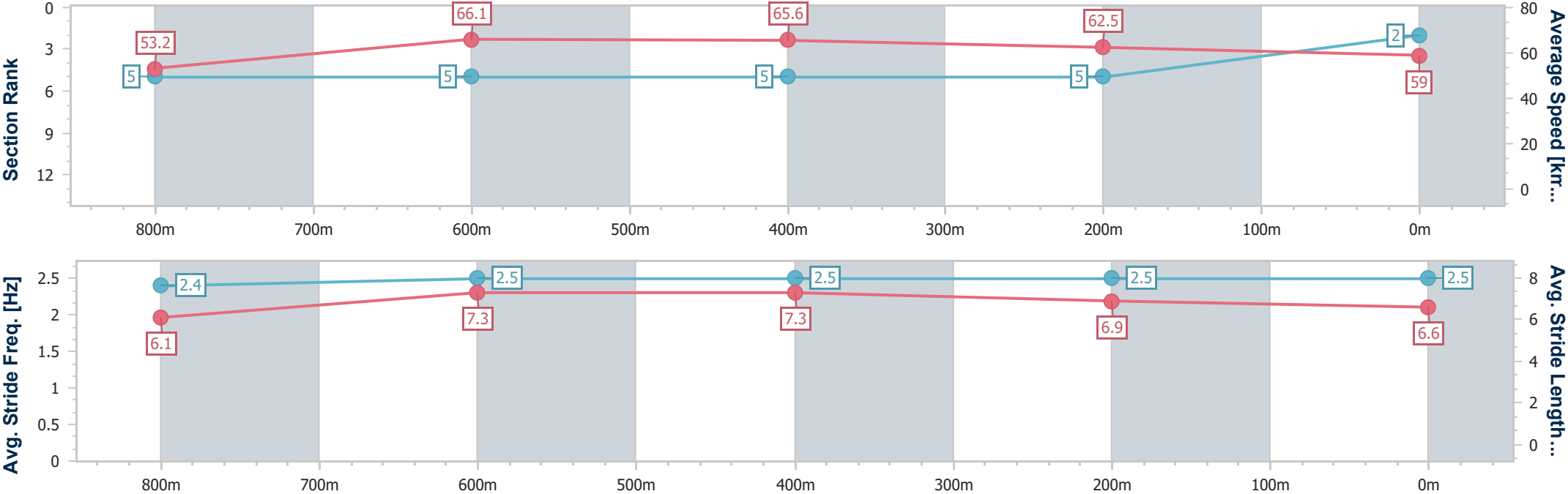


Eagle FarmProfessional  
Race 3: GALLOPERS SPORTS CLUB Maiden Handicap - 1000m  
02 July 2025 - 13:09  
Track Rating: Soft 5, Weather: Overcast, Rail Position: +9m Entire



BRISBANE  
RACING CLUB

Section	Overall	800m	600m	400m	200m														
Section Times	0:59.58 [2] (0:13.72)	0:45.86 [5] (0:11.05)	0:34.81 [5] (0:11.12)	0:23.69 [5] (0:11.50)	0:12.19 [5] (0:12.19)														
Average Speed [km/h]	53.2	66.1	65.6	62.5	59.0														
Top Speed [km/h]	66.4	67.1	66.7	65.3	61.7														
Avg. Dist. to Rail [m]	4.5	3.8	1.9	2.8	1.8														
Avg. Stride Freq. [Hz]	2.4	2.5	2.5	2.5	2.5														
Avg. Stride Length [m]	6.1	7.3	7.3	6.9	6.6														





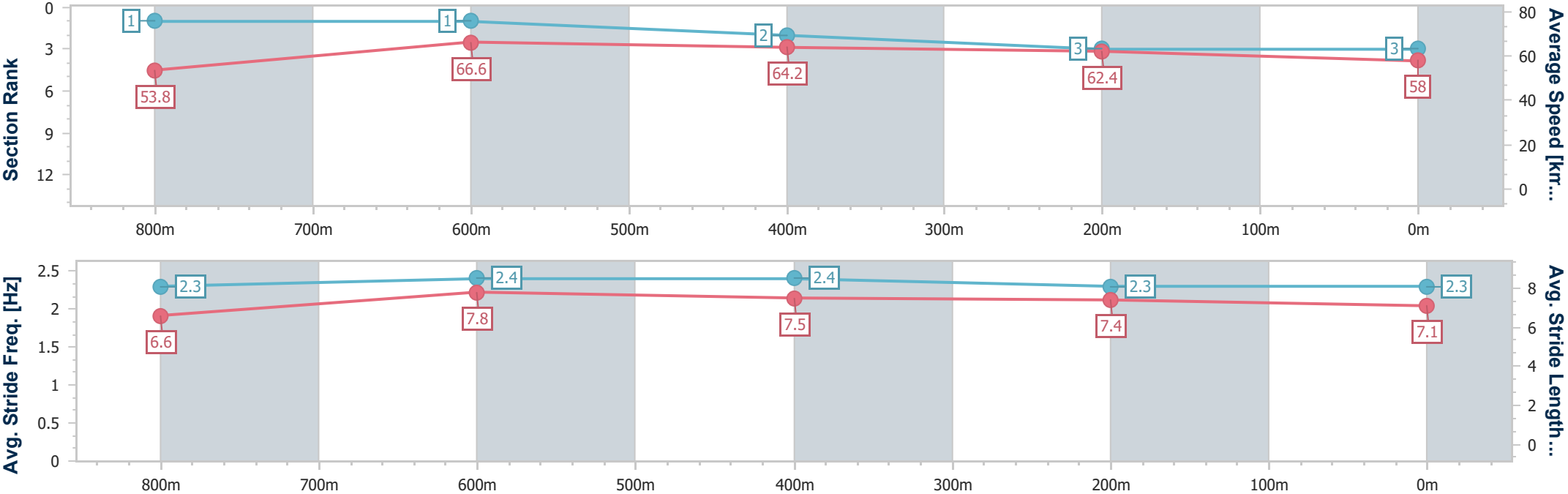
Horse/Jockey Name	Boom Break
Final Rank	3
Fastest Section Time (Section)	0:10.91 (800m)
Top Speed [km/h] (Section)	68.7 (800m)
Race State	Finished



Eagle FarmProfessional  
Race 3: GALLOPERS SPORTS CLUB Maiden Handicap - 1000m  
02 July 2025 - 13:09  
Track Rating: Soft 5, Weather: Overcast, Rail Position: +9m Entire



Section	Overall	800m	600m	400m	200m														
Section Times	0:59.61 [3] (0:13.43)	0:46.18 [1] (0:10.91)	0:35.27 [1] (0:11.31)	0:23.96 [2] (0:11.54)	0:12.42 [3] (0:12.42)														
Average Speed [km/h]	53.8	66.6	64.2	62.4	58.0														
Top Speed [km/h]	68.7	68.7	65.7	64.8	60.1														
Avg. Dist. to Rail [m]	1.3	1.5	2.4	2.7	1.4														
Avg. Stride Freq. [Hz]	2.3	2.4	2.4	2.3	2.3														
Avg. Stride Length [m]	6.6	7.8	7.5	7.4	7.1														





Horse/Jockey Name	Moana Gold
Final Rank	4
Fastest Section Time (Section)	0:11.04 (600m)
Top Speed [km/h] (Section)	66.7 (800m)
Race State	Finished

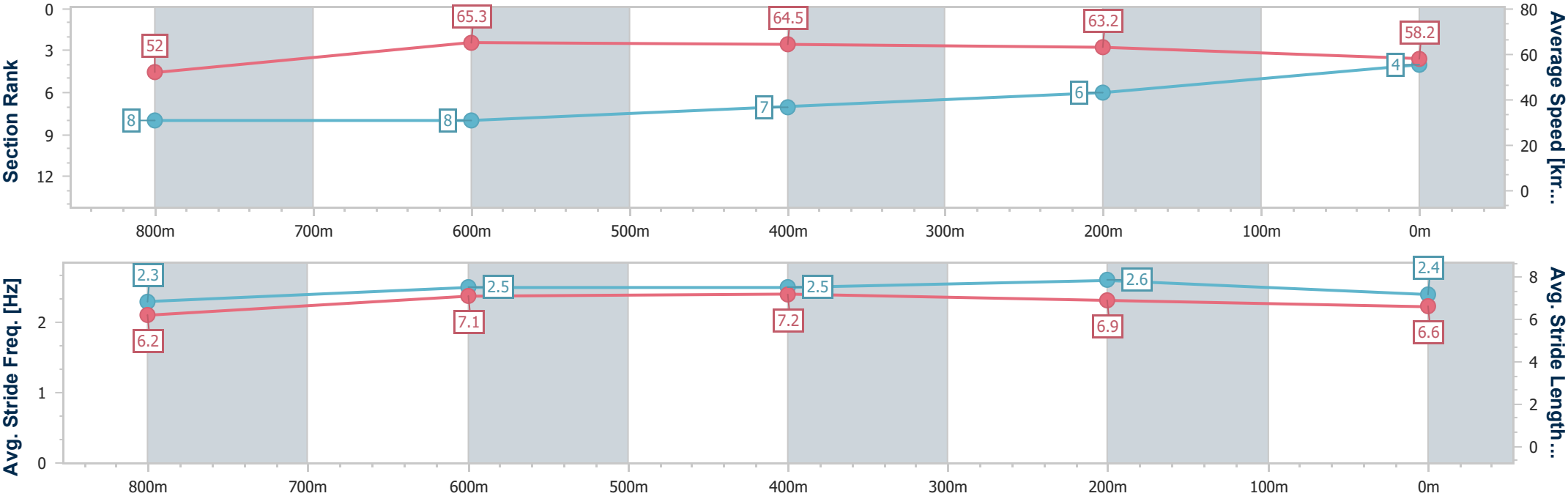


Eagle FarmProfessional  
Race 3: GALLOPERS SPORTS CLUB Maiden Handicap - 1000m  
02 July 2025 - 13:09  
Track Rating: Soft 5, Weather: Overcast, Rail Position: +9m Entire



BRISBANE  
RACING CLUB

Section	Overall	800m	600m	400m	200m														
Section Times	0:59.83 [4] (0:13.95)	0:45.88 [8] (0:11.07)	0:34.81 [8] (0:11.04)	0:23.77 [7] (0:11.38)	0:12.39 [6] (0:12.39)														
Average Speed [km/h]	52.0	65.3	64.5	63.2	58.2														
Top Speed [km/h]	66.5	66.7	65.3	65.2	61.2														
Avg. Dist. to Rail [m]	2.8	1.3	2.6	4.0	4.8														
Avg. Stride Freq. [Hz]	2.3	2.5	2.5	2.6	2.4														
Avg. Stride Length [m]	6.2	7.1	7.2	6.9	6.6														





Horse/Jockey Name	Clíodhna Maeve
Final Rank	5
Fastest Section Time (Section)	0:11.02 (800m)
Top Speed [km/h] (Section)	66.3 (800m)
Race State	Finished

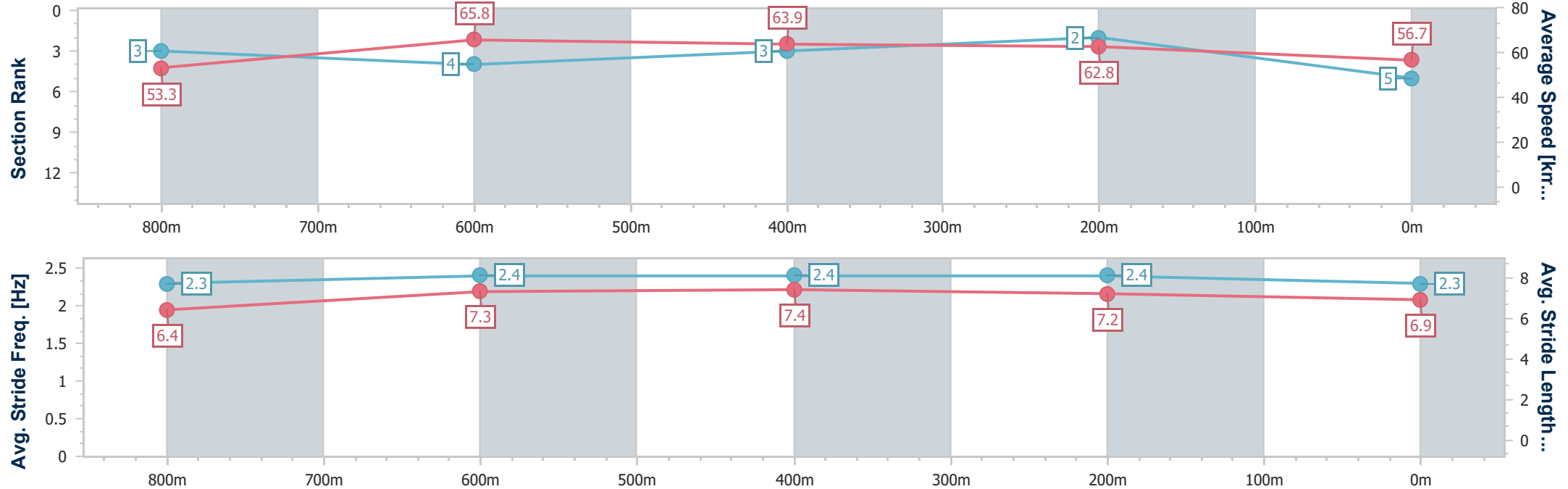


Eagle FarmProfessional  
Race 3: GALLOPERS SPORTS CLUB Maiden Handicap - 1000m  
02 July 2025 - 13:09  
Track Rating: Soft 5, Weather: Overcast, Rail Position: +9m Entire



BRISBANE  
RACING CLUB

Section	Overall	800m	600m	400m	200m										
Section Times	0:59.87 [5] (0:13.57)	0:46.30 [3] (0:11.02)	0:35.28 [4] (0:11.10)	0:24.18 [3] (0:11.48)	0:12.70 [2] (0:12.70)										
Average Speed [km/h]	53.3	65.8	63.9	62.8	56.7										
Top Speed [km/h]	66.1	66.3	64.2	64.7	60.6										
Avg. Dist. to Rail [m]	2.2	1.3	2.6	1.3	0.7										
Avg. Stride Freq. [Hz]	2.3	2.4	2.4	2.4	2.3										
Avg. Stride Length [m]	6.4	7.3	7.4	7.2	6.9										





Horse/Jockey Name	Bombard
Final Rank	6
Fastest Section Time (Section)	0:11.17 (800m)
Top Speed [km/h] (Section)	68.2 (800m)
Race State	Finished

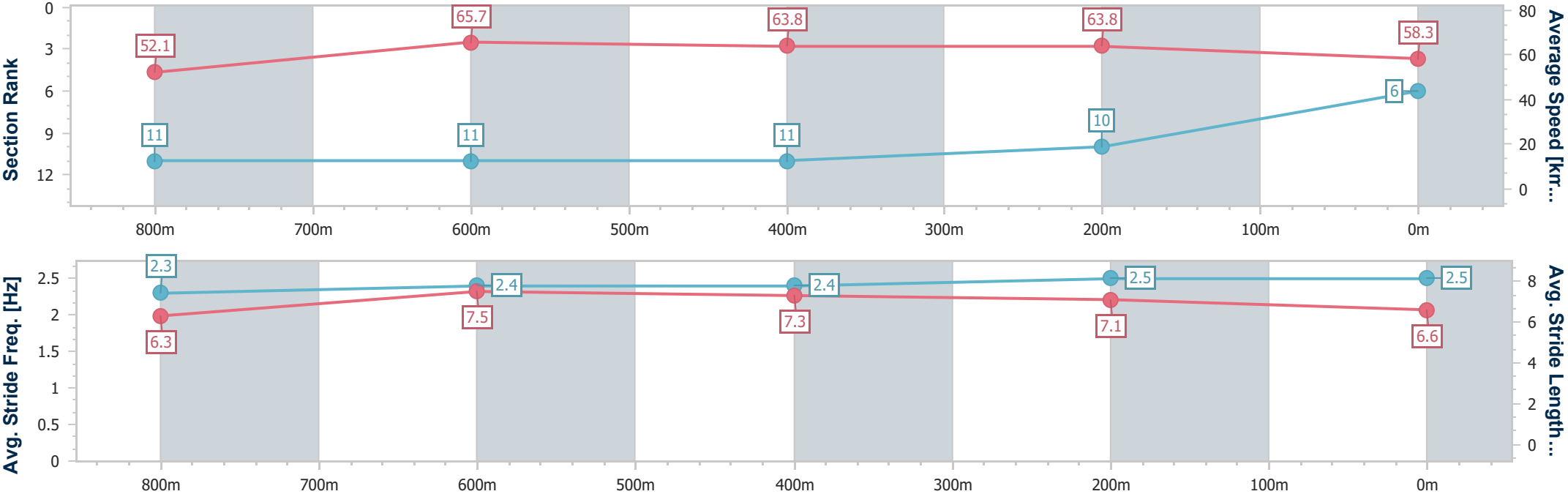


Eagle FarmProfessional  
Race 3: GALLOPERS SPORTS CLUB Maiden Handicap - 1000m  
02 July 2025 - 13:09  
Track Rating: Soft 5, Weather: Overcast, Rail Position: +9m Entire



BRISBANE  
RACING CLUB

Section	Overall	800m	600m	400m	200m										
Section Times	1:00.15 [6] (0:14.00)	0:46.15 [11] (0:11.17)	0:34.98 [11] (0:11.36)	0:23.62 [11] (0:11.29)	0:12.33 [10] (0:12.33)										
Average Speed [km/h]	52.1	65.7	63.8	63.8	58.3										
Top Speed [km/h]	66.8	68.2	66.2	66.6	61.1										
Avg. Dist. to Rail [m]	6.8	3.9	1.6	5.2	7.2										
Avg. Stride Freq. [Hz]	2.3	2.4	2.4	2.5	2.5										
Avg. Stride Length [m]	6.3	7.5	7.3	7.1	6.6										





Horse/Jockey Name	Missing Boundaries
Final Rank	7
Fastest Section Time (Section)	0:11.09 (800m)
Top Speed [km/h] (Section)	67.3 (800m)
Race State	Finished

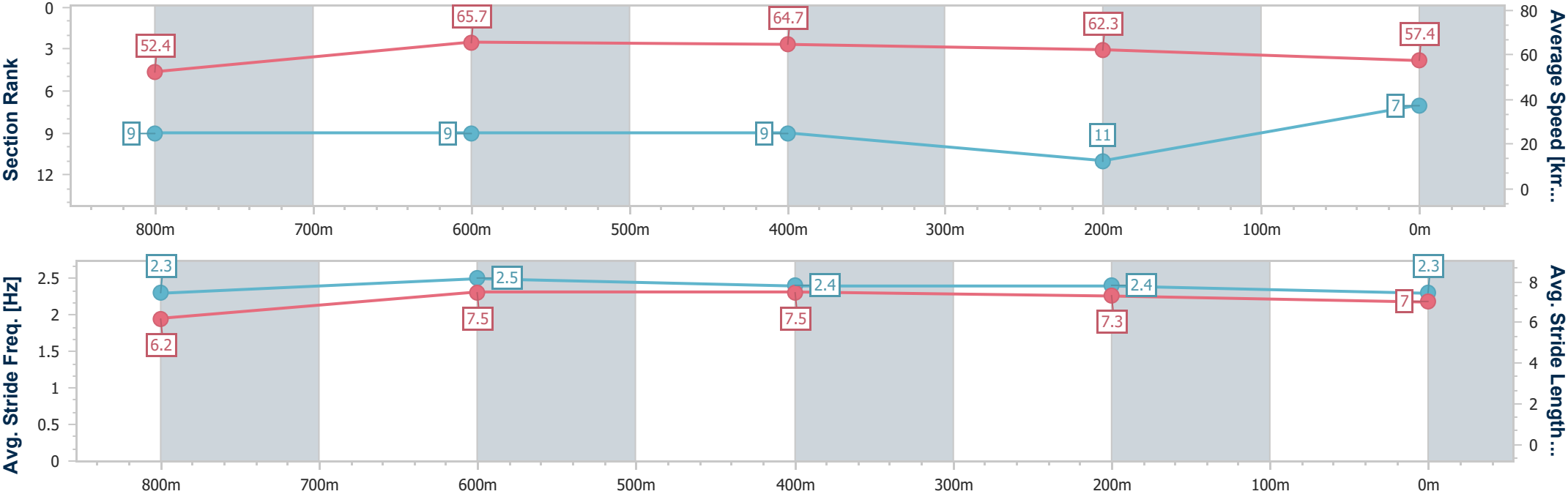


Eagle FarmProfessional  
Race 3: GALLOPERS SPORTS CLUB Maiden Handicap - 1000m  
02 July 2025 - 13:09  
Track Rating: Soft 5, Weather: Overcast, Rail Position: +9m Entire



BRISBANE  
RACING CLUB

Section	Overall	800m	600m	400m	200m										
Section Times	1:00.39 [7] (0:13.96)	0:46.43 [9] (0:11.09)	0:35.34 [9] (0:11.23)	0:24.11 [9] (0:11.59)	0:12.52 [11] (0:12.52)										
Average Speed [km/h]	52.4	65.7	64.7	62.3	57.4										
Top Speed [km/h]	66.9	67.3	66.0	65.0	59.7										
Avg. Dist. to Rail [m]	6.6	3.1	2.1	3.6	2.0										
Avg. Stride Freq. [Hz]	2.3	2.5	2.4	2.4	2.3										
Avg. Stride Length [m]	6.2	7.5	7.5	7.3	7.0										





Horse/Jockey Name	Shanidar
Final Rank	8
Fastest Section Time (Section)	0:11.07 (800m)
Top Speed [km/h] (Section)	66.6 (800m)
Race State	Finished

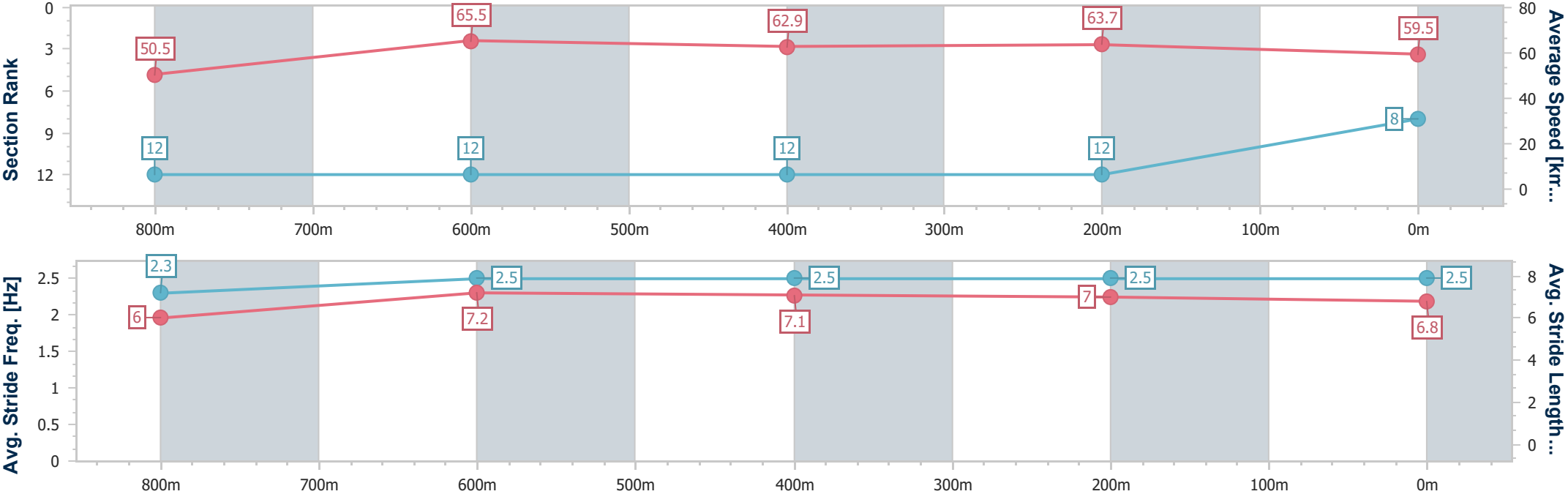


Eagle FarmProfessional  
Race 3: GALLOPERS SPORTS CLUB Maiden Handicap - 1000m  
02 July 2025 - 13:09  
Track Rating: Soft 5, Weather: Overcast, Rail Position: +9m Entire



BRISBANE  
RACING CLUB

Section	Overall	800m	600m	400m	200m										
Section Times	1:00.40 [8] (0:14.43)	0:45.97 [12] (0:11.07)	0:34.90 [12] (0:11.53)	0:23.37 [12] (0:11.30)	0:12.07 [12] (0:12.07)										
Average Speed [km/h]	50.5	65.5	62.9	63.7	59.5										
Top Speed [km/h]	66.6	66.6	64.7	64.4	62.4										
Avg. Dist. to Rail [m]	7.5	1.9	1.0	1.5	0.3										
Avg. Stride Freq. [Hz]	2.3	2.5	2.5	2.5	2.5										
Avg. Stride Length [m]	6.0	7.2	7.1	7.0	6.8										





Horse/Jockey Name	Mr Playtime
Final Rank	9
Fastest Section Time (Section)	0:11.13 (800m)
Top Speed [km/h] (Section)	69.4 (800m)
Race State	Finished

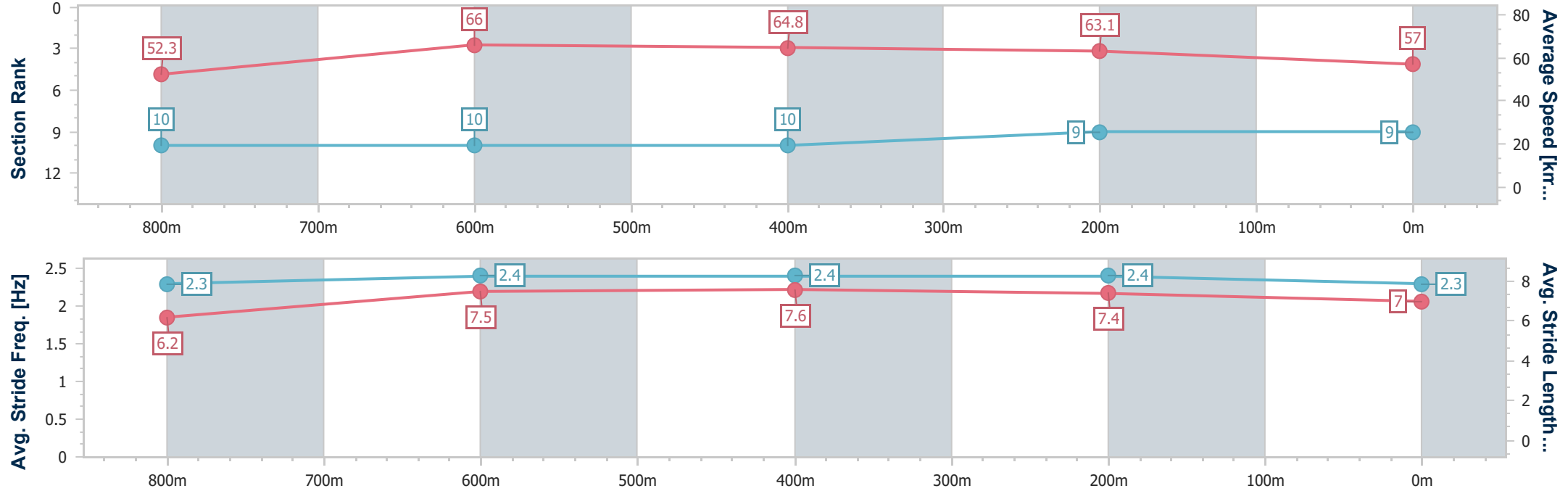


Eagle FarmProfessional  
Race 3: GALLOPERS SPORTS CLUB Maiden Handicap - 1000m  
02 July 2025 - 13:09  
Track Rating: Soft 5, Weather: Overcast, Rail Position: +9m Entire



BRISBANE  
RACING CLUB

Section	Overall	800m	600m	400m	200m														
Section Times	1:00.43 [9] (0:13.99)	0:46.44 [10] (0:11.13)	0:35.31 [10] (0:11.23)	0:24.08 [10] (0:11.41)	0:12.67 [9] (0:12.67)														
Average Speed [km/h]	52.3	66.0	64.8	63.1	57.0														
Top Speed [km/h]	69.2	69.4	66.0	65.8	60.6														
Avg. Dist. to Rail [m]	7.7	4.8	2.4	3.3	4.2														
Avg. Stride Freq. [Hz]	2.3	2.4	2.4	2.4	2.3														
Avg. Stride Length [m]	6.2	7.5	7.6	7.4	7.0														







Horse/Jockey Name	Signature Tart
Final Rank	10
Fastest Section Time (Section)	0:11.01 (800m)
Top Speed [km/h] (Section)	69.4 (Overall)
Race State	Finished

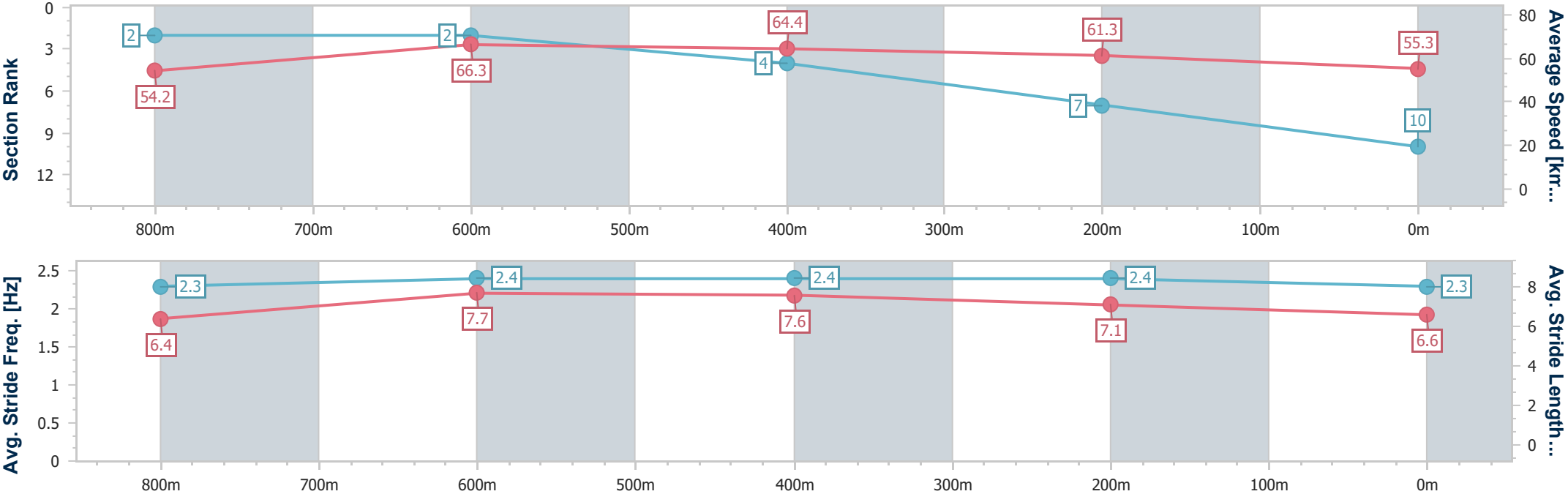


Eagle FarmProfessional  
Race 3: GALLOPERS SPORTS CLUB Maiden Handicap - 1000m  
02 July 2025 - 13:09  
Track Rating: Soft 5, Weather: Overcast, Rail Position: +9m Entire



BRISBANE  
RACING CLUB

Section	Overall	800m	600m	400m	200m										
Section Times	1:00.57 [10] (0:13.44)	0:47.13 [2] (0:11.01)	0:36.12 [2] (0:11.38)	0:24.74 [4] (0:11.72)	0:13.02 [7] (0:13.02)										
Average Speed [km/h]	54.2	66.3	64.4	61.3	55.3										
Top Speed [km/h]	69.4	68.8	66.3	63.5	58.8										
Avg. Dist. to Rail [m]	5.8	3.2	3.5	5.6	4.9										
Avg. Stride Freq. [Hz]	2.3	2.4	2.4	2.4	2.3										
Avg. Stride Length [m]	6.4	7.7	7.6	7.1	6.6										





Horse/Jockey Name	Siglo De Oro
Final Rank	11
Fastest Section Time (Section)	0:10.88 (800m)
Top Speed [km/h] (Section)	67.7 (800m)
Race State	Finished

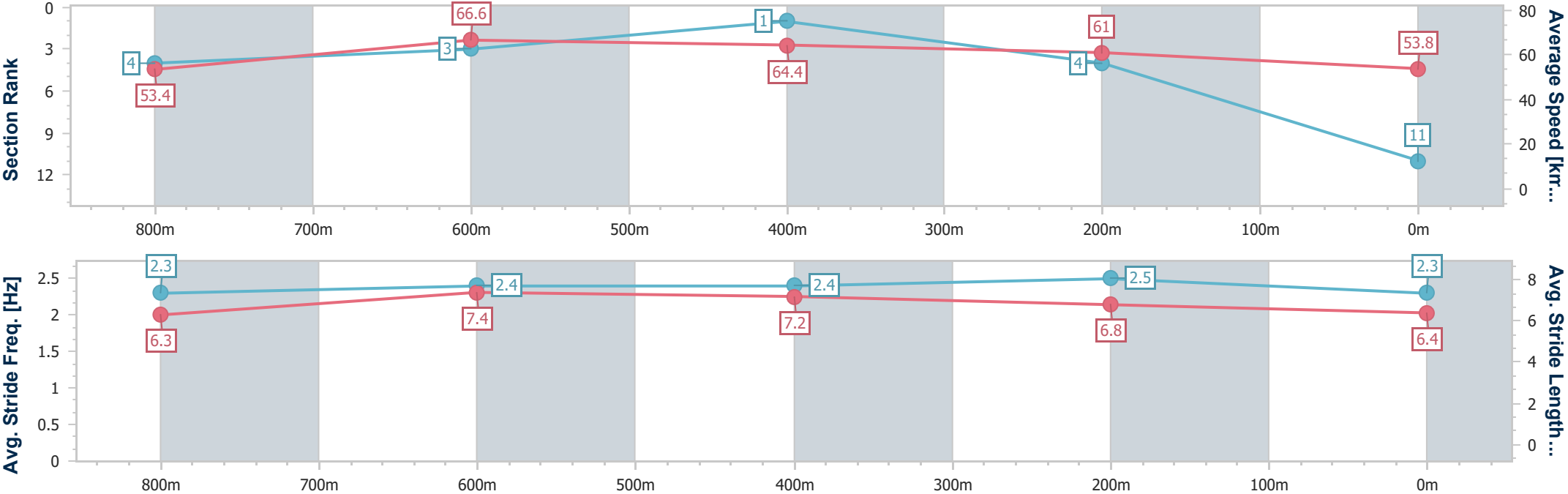


Eagle FarmProfessional  
Race 3: GALLOPERS SPORTS CLUB Maiden Handicap - 1000m  
02 July 2025 - 13:09  
Track Rating: Soft 5, Weather: Overcast, Rail Position: +9m Entire



BRISBANE  
RACING CLUB

Section	Overall	800m	600m	400m	200m														
Section Times	1:00.76 [11] (0:13.57)	0:47.19 [4] (0:10.88)	0:36.31 [3] (0:11.14)	0:25.17 [1] (0:11.78)	0:13.39 [4] (0:13.39)														
Average Speed [km/h]	53.4	66.6	64.4	61.0	53.8														
Top Speed [km/h]	67.3	67.7	65.7	64.0	57.4														
Avg. Dist. to Rail [m]	2.6	1.4	0.7	1.9	2.4														
Avg. Stride Freq. [Hz]	2.3	2.4	2.4	2.5	2.3														
Avg. Stride Length [m]	6.3	7.4	7.2	6.8	6.4														





Horse/Jockey Name	Tosmian
Final Rank	12
Fastest Section Time (Section)	0:11.11 (800m)
Top Speed [km/h] (Section)	68.3 (Overall)
Race State	Finished

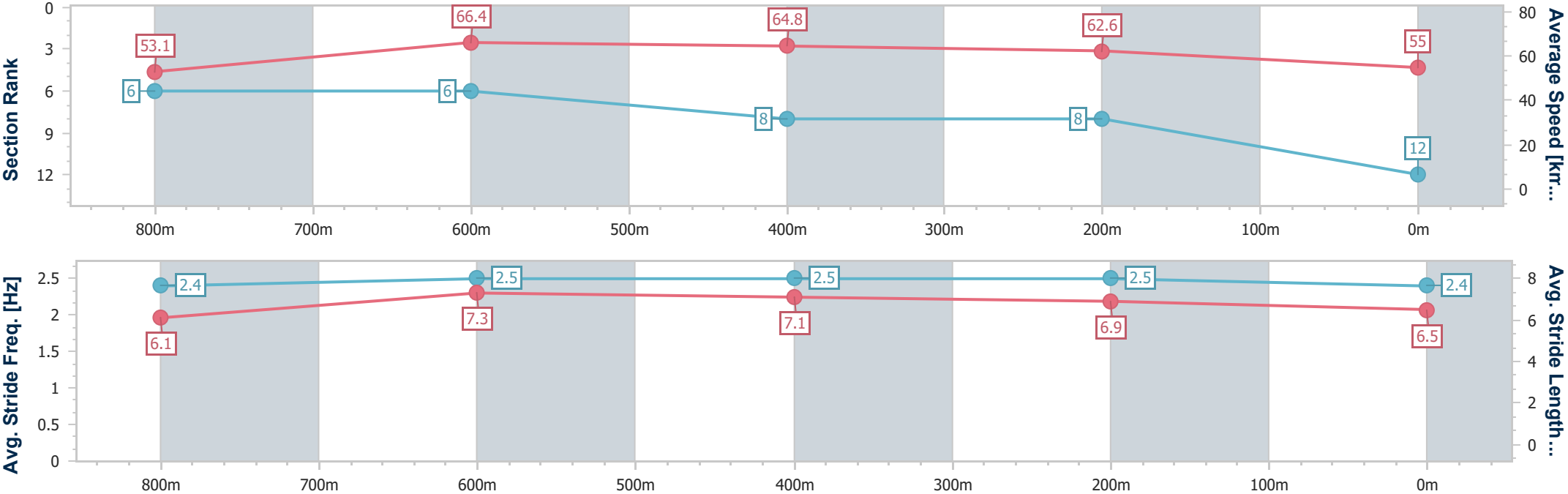


Eagle FarmProfessional  
Race 3: GALLOPERS SPORTS CLUB Maiden Handicap - 1000m  
02 July 2025 - 13:09  
Track Rating: Soft 5, Weather: Overcast, Rail Position: +9m Entire



BRISBANE  
RACING CLUB

Section	Overall	800m	600m	400m	200m										
Section Times	1:00.79 [12] (0:13.77)	0:47.02 [6] (0:11.11)	0:35.91 [6] (0:11.31)	0:24.60 [8] (0:11.50)	0:13.10 [8] (0:13.10)										
Average Speed [km/h]	53.1	66.4	64.8	62.6	55.0										
Top Speed [km/h]	68.3	68.2	66.2	66.4	58.7										
Avg. Dist. to Rail [m]	7.3	5.0	4.3	6.2	6.2										
Avg. Stride Freq. [Hz]	2.4	2.5	2.5	2.5	2.4										
Avg. Stride Length [m]	6.1	7.3	7.1	6.9	6.5										





# Eagle Farm Professional

## Race 4: QCF CHARITY RACEDAY 19 JULY Class 2 Handicap - 1000m

02 July 2025 - 13:44



BRISBANE  
RACING CLUB

Track Rating: Soft 5, Weather: Overcast, Rail Position: +9m Entire

Section							Overall	800m	600m	400m	200m			Last 600m		
Field Times							0:58.47 (0:13.27)	0:45.20 (0:10.79)	0:34.41 (0:10.98)	0:23.43 (0:11.15)	0:12.28 (0:12.28)			0:34.41		
Rank	TAB	Horse/Jockey	Barrier	Top Speed [km/h]	Fastest Section									Margin		
1	8	MISS PERSONALITY	4	69.7	0:10.75	0:58.47 [1]	0:45.15 [3]	0:34.40 [3]	0:23.43 [1]	0:12.28 [1]	0:58.47	0:34.40				
		Tahlia Fenlon		Overall	800m	(0:13.32)	(0:10.75)	(0:10.97)	(0:11.15)	(0:12.28)						
2	5	NEIL	2	67.9	0:10.89	0:58.73 [2]	0:45.38 [4]	0:34.49 [6]	0:23.46 [5]	0:12.18 [2]	1.56L	0:34.49 +2				
		Jake Bayliss		800m	800m	(0:13.35)	(0:10.89)	(0:11.03)	(0:11.28)	(0:12.18)						
3	2	PORT ERIN	12	70.4	0:10.71	0:58.84 [3]	0:44.83 [12]	0:34.12 [11]	0:23.26 [9]	0:12.28 [4]	2.21L	0:34.12 +7				
		Jag Guthmann-Chester		800m	800m	(0:14.01)	(0:10.71)	(0:10.86)	(0:10.98)	(0:12.28)						
4	10	CHERISH THE DAY	5	68.5	0:10.96	0:58.86 [4]	0:45.30 [8]	0:34.34 [8]	0:23.34 [8]	0:12.19 [5]	2.3L	0:34.34 +4				
		Robbie Dolan		Overall	800m	(0:13.56)	(0:10.96)	(0:11.00)	(0:11.15)	(0:12.19)						
5	6	INDAZA	11	69.5	0:10.95	0:59.03 [5]	0:45.40 [9]	0:34.35 [10]	0:23.40 [11]	0:12.34 [6]	3.3L	0:34.35 +8				
		Angela Jones		600m	600m	(0:13.63)	(0:11.05)	(0:10.95)	(0:11.06)	(0:12.34)						
6	4	ENCOURAGED	1	67.3	0:10.90	0:59.24 [6]	0:45.52 [10]	0:34.62 [9]	0:23.64 [10]	0:12.35 [8]	4.52L	0:34.62 +1				
		Justin Huxtable		800m	800m	(0:13.72)	(0:10.90)	(0:10.98)	(0:11.29)	(0:12.35)						
7	1	I AM CAVIAR	6	69.8	0:10.78	0:59.47 [7]	0:46.19 [2]	0:35.41 [2]	0:24.33 [2]	0:12.91 [3]	5.9L	0:35.41 +6				
		Ryan Maloney		Overall	800m	(0:13.28)	(0:10.78)	(0:11.08)	(0:11.42)	(0:12.91)						
8	12	MOOD KILLER	9	68.1	0:10.90	0:59.52 [8]	0:45.52 [11]	0:34.62 [12]	0:23.58 [12]	0:12.47 [12]	6.16L	0:34.62 +2				
		Nozi Tomizawa		800m	800m	(0:14.00)	(0:10.90)	(0:11.04)	(0:11.11)	(0:12.47)						
9	14	MISS WATERLINE	7	69.1	0:10.86	0:59.84 [9]	0:46.37 [7]	0:35.51 [7]	0:24.40 [7]	0:12.92 [9]	8.04L	0:35.51 +9				
		Nikita Beriman		Overall	800m	(0:13.47)	(0:10.86)	(0:11.11)	(0:11.48)	(0:12.92)						
10	3	ECCLESTONE	8	68.9	0:10.87	1:00.05 [10]	0:46.68 [5]	0:35.81 [5]	0:24.69 [6]	0:13.11 [11]	9.28L	0:35.81 +8				
		Emily Lang		800m	800m	(0:13.37)	(0:10.87)	(0:11.12)	(0:11.58)	(0:13.11)						

Scratched: Hi Jules (#15), Private Equity (#11), Chalice Well (#9), Warilla Gorilla (#7)

Report Created: Wed 2 July 2025 14:18 GMT+10 (Note: Timing is based on position data)

Page 1/14

[ ] Ranking at each section and finish  
-:-:- No data available at this section  
NA No data available

SCN Saddle cloth number  
DNF Did not finish  
DNT Did not track

data processed by  TRIPLESDATA



## Eagle Farm Professional

### Race 4: QCF CHARITY RACEDAY 19 JULY Class 2 Handicap - 1000m

02 July 2025 - 13:44



BRISBANE  
RACING CLUB

Track Rating: Soft 5, Weather: Overcast, Rail Position: +9m Entire

Section						Overall	800m	600m	400m	200m	Last 600m		
Field Times						0:58.47 (0:13.27)	0:45.20 (0:10.79)	0:34.41 (0:10.98)	0:23.43 (0:11.15)	0:12.28 (0:12.28)	0:34.41		
Rank	TAB	Horse/Jockey	Barrier	Top Speed [km/h]	Fastest Section	Margin						Distance Travelled [m]	
11	16	MASTER MIYAGI	3	67.9	0:10.88	1:00.43 [11]	0:47.16 [1]	0:36.28 [4]	0:25.20 [4]	0:13.50 [10]	11.54L	0:36.28	+6
		Mark Du Plessis		Overall	800m	(0:13.27)	(0:10.88)	(0:11.08)	(0:11.70)	(0:13.50)			
12	13	SUPER ZAMBONI	10	70.1	0:10.60	1:00.48 [12]	0:47.02 [6]	0:36.42 [1]	0:25.29 [3]	0:13.74 [7]	11.84L	0:36.42	+10
		Luke Tarrant		800m	800m	(0:13.46)	(0:10.60)	(0:11.13)	(0:11.55)	(0:13.74)			

Scratched: Hi Jules (#15), Private Equity (#11), Chalice Well (#9), Warilla Gorilla (#7)



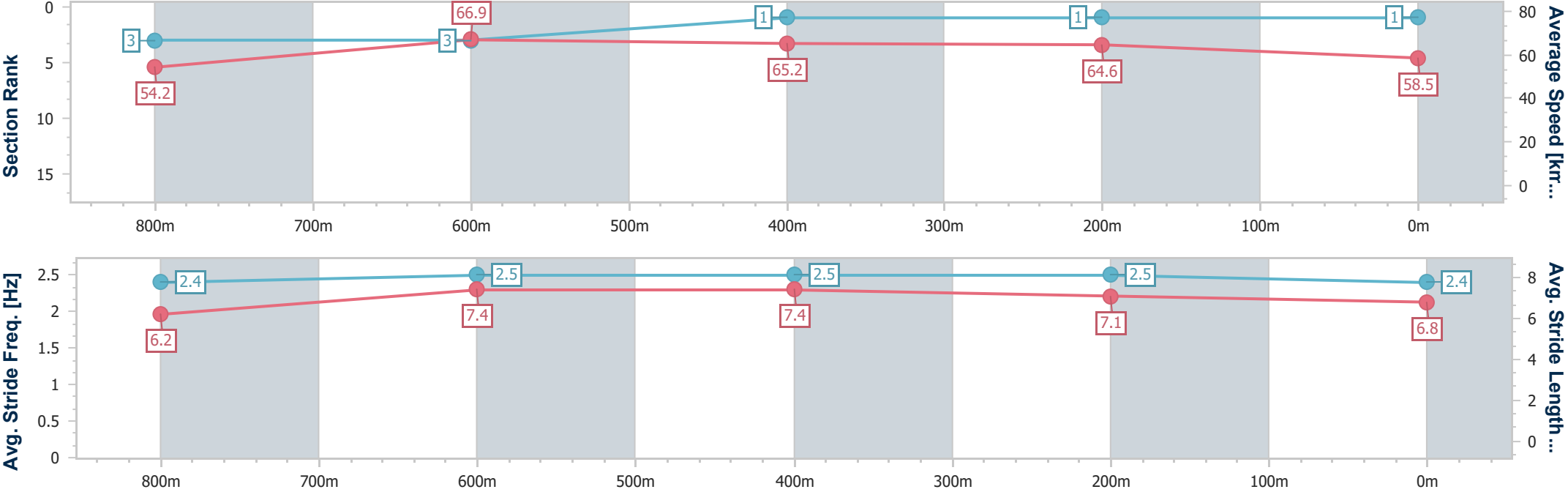
Horse/Jockey Name	Miss Personality
Final Rank	1
Fastest Section Time (Section)	0:10.75 (800m)
Top Speed [km/h] (Section)	69.7 (Overall)
Race State	Finished



Eagle FarmProfessional  
Race 4: QCF CHARITY RACEDAY 19 JULY Class 2 Handicap - 1000m  
02 July 2025 - 13:44  
Track Rating: Soft 5, Weather: Overcast, Rail Position: +9m Entire



Section	Overall	800m	600m	400m	200m									
Section Times	0:58.47 [1] (0:13.32)	0:45.15 [3] (0:10.75)	0:34.40 [3] (0:10.97)	0:23.43 [1] (0:11.15)	0:12.28 [1] (0:12.28)									
Average Speed [km/h]	54.2	66.9	65.2	64.6	58.5									
Top Speed [km/h]	69.7	67.7	67.2	65.6	61.9									
Avg. Dist. to Rail [m]	1.8	0.9	1.6	1.6	0.4									
Avg. Stride Freq. [Hz]	2.4	2.5	2.5	2.5	2.4									
Avg. Stride Length [m]	6.2	7.4	7.4	7.1	6.8									





Horse/Jockey Name	Neil
Final Rank	2
Fastest Section Time (Section)	0:10.89 (800m)
Top Speed [km/h] (Section)	67.9 (800m)
Race State	Finished

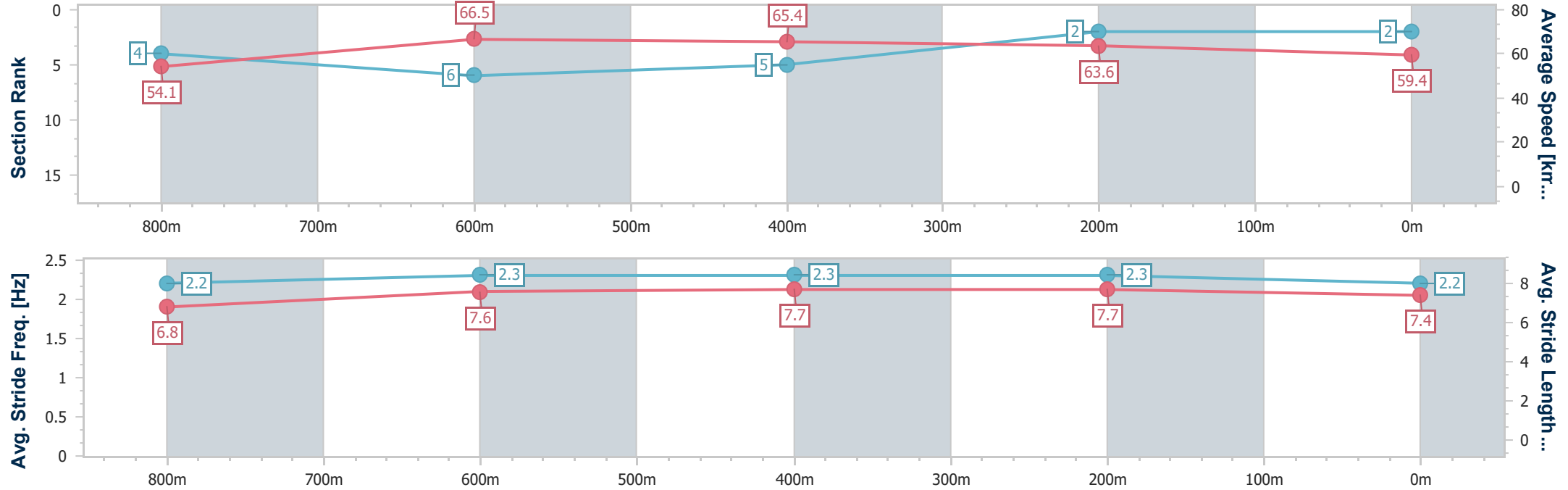


Eagle Farm Professional  
Race 4: QCF CHARITY RACEDAY 19 JULY Class 2 Handicap - 1000m  
02 July 2025 - 13:44  
Track Rating: Soft 5, Weather: Overcast, Rail Position: +9m Entire



BRISBANE  
RACING CLUB

Section	Overall	800m	600m	400m	200m										
Section Times	0:58.73 [2] (0:13.35)	0:45.38 [4] (0:10.89)	0:34.49 [6] (0:11.03)	0:23.46 [5] (0:11.28)	0:12.18 [2] (0:12.18)										
Average Speed [km/h]	54.1	66.5	65.4	63.6	59.4										
Top Speed [km/h]	66.9	67.9	66.0	64.7	63.0										
Avg. Dist. to Rail [m]	1.4	1.3	0.3	0.3	1.9										
Avg. Stride Freq. [Hz]	2.2	2.3	2.3	2.3	2.2										
Avg. Stride Length [m]	6.8	7.6	7.7	7.7	7.4										





Horse/Jockey Name	Port Erin
Final Rank	3
Fastest Section Time (Section)	0:10.71 (800m)
Top Speed [km/h] (Section)	70.4 (800m)
Race State	Finished

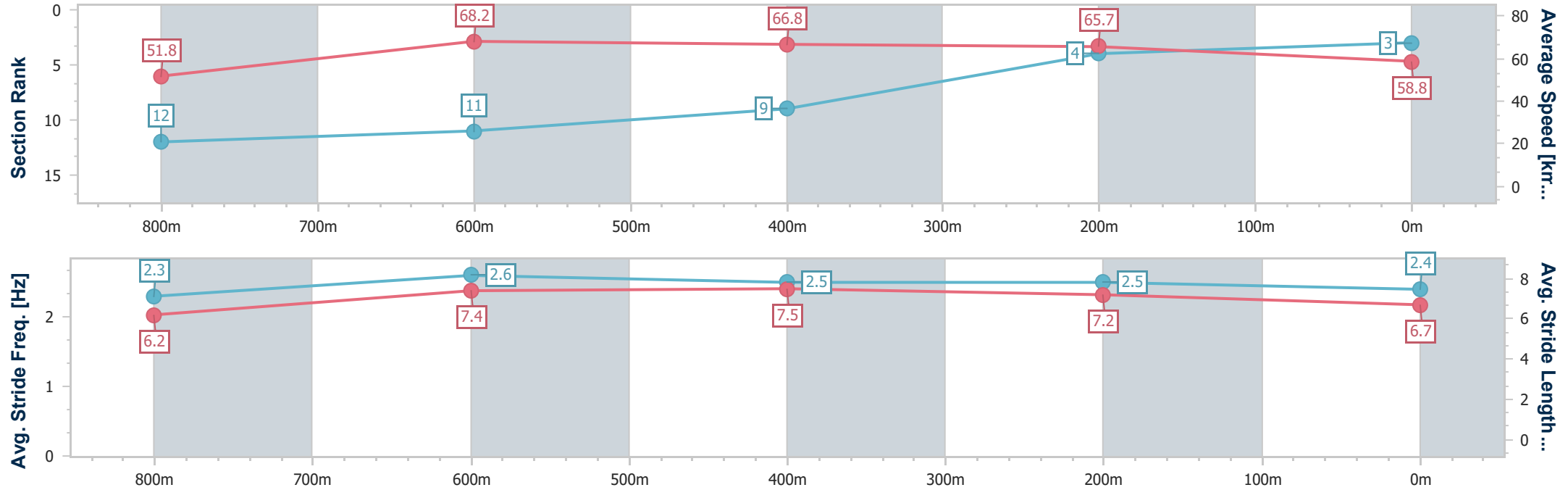


Eagle Farm Professional  
Race 4: QCF CHARITY RACEDAY 19 JULY Class 2 Handicap - 1000m  
02 July 2025 - 13:44  
Track Rating: Soft 5, Weather: Overcast, Rail Position: +9m Entire



BRISBANE  
RACING CLUB

Section	Overall	800m	600m	400m	200m										
Section Times	0:58.84 [3] (0:14.01)	0:44.83 [12] (0:10.71)	0:34.12 [11] (0:10.86)	0:23.26 [9] (0:10.98)	0:12.28 [4] (0:12.28)										
Average Speed [km/h]	51.8	68.2	66.8	65.7	58.8										
Top Speed [km/h]	70.0	70.4	69.6	69.5	63.3										
Avg. Dist. to Rail [m]	6.1	3.2	1.5	0.5	1.3										
Avg. Stride Freq. [Hz]	2.3	2.6	2.5	2.5	2.4										
Avg. Stride Length [m]	6.2	7.4	7.5	7.2	6.7										







Horse/Jockey Name	Cherish The Day
Final Rank	4
Fastest Section Time (Section)	0:10.96 (800m)
Top Speed [km/h] (Section)	68.5 (Overall)
Race State	Finished

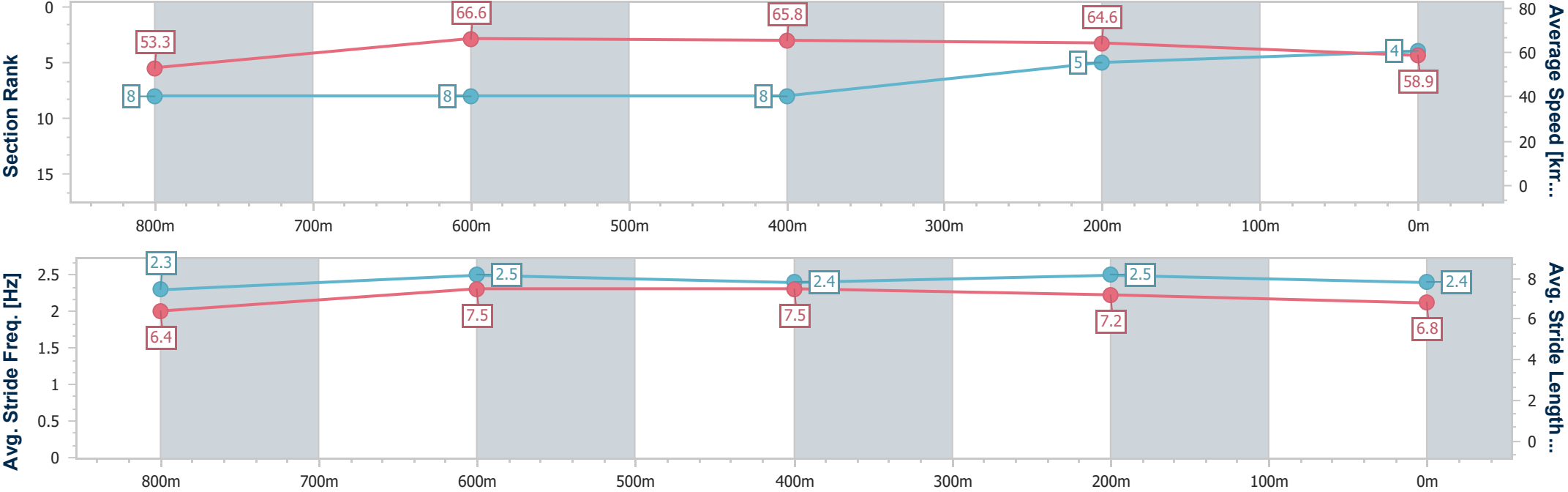


Eagle Farm Professional  
Race 4: QCF CHARITY RACEDAY 19 JULY Class 2 Handicap - 1000m  
02 July 2025 - 13:44  
Track Rating: Soft 5, Weather: Overcast, Rail Position: +9m Entire



BRISBANE  
RACING CLUB

Section	Overall	800m	600m	400m	200m										
Section Times	0:58.86 [4] (0:13.56)	0:45.30 [8] (0:10.96)	0:34.34 [8] (0:11.00)	0:23.34 [8] (0:11.15)	0:12.19 [5] (0:12.19)										
Average Speed [km/h]	53.3	66.6	65.8	64.6	58.9										
Top Speed [km/h]	68.5	68.1	67.0	66.4	62.7										
Avg. Dist. to Rail [m]	2.2	3.2	1.2	3.0	3.5										
Avg. Stride Freq. [Hz]	2.3	2.5	2.4	2.5	2.4										
Avg. Stride Length [m]	6.4	7.5	7.5	7.2	6.8										





Horse/Jockey Name	Indaza
Final Rank	5
Fastest Section Time (Section)	0:10.95 (600m)
Top Speed [km/h] (Section)	69.5 (600m)
Race State	Finished

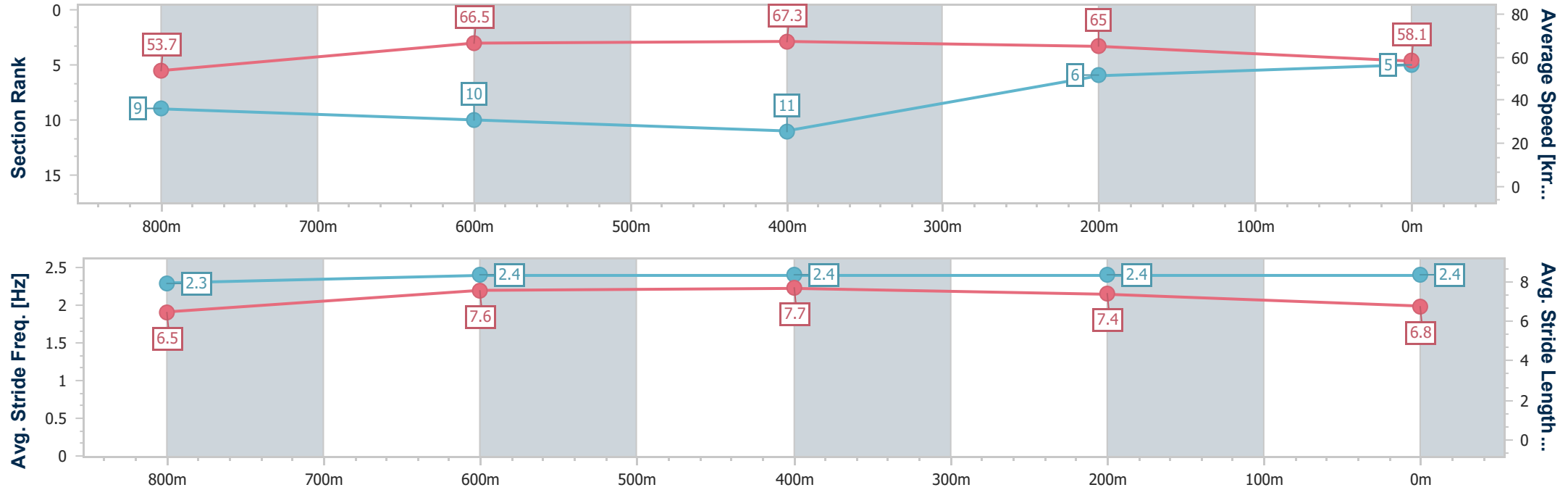


Eagle FarmProfessional  
Race 4: QCF CHARITY RACEDAY 19 JULY Class 2 Handicap - 1000m  
02 July 2025 - 13:44  
Track Rating: Soft 5, Weather: Overcast, Rail Position: +9m Entire



BRISBANE  
RACING CLUB

Section	Overall	800m	600m	400m	200m										
Section Times	0:59.03 [5] (0:13.63)	0:45.40 [9] (0:11.05)	0:34.35 [10] (0:10.95)	0:23.40 [11] (0:11.06)	0:12.34 [6] (0:12.34)										
Average Speed [km/h]	53.7	66.5	67.3	65.0	58.1										
Top Speed [km/h]	68.9	67.6	69.5	67.8	61.1										
Avg. Dist. to Rail [m]	7.6	4.2	4.6	7.3	8.4										
Avg. Stride Freq. [Hz]	2.3	2.4	2.4	2.4	2.4										
Avg. Stride Length [m]	6.5	7.6	7.7	7.4	6.8										





Horse/Jockey Name	Encouraged
Final Rank	6
Fastest Section Time (Section)	0:10.90 (800m)
Top Speed [km/h] (Section)	67.3 (800m)
Race State	Finished

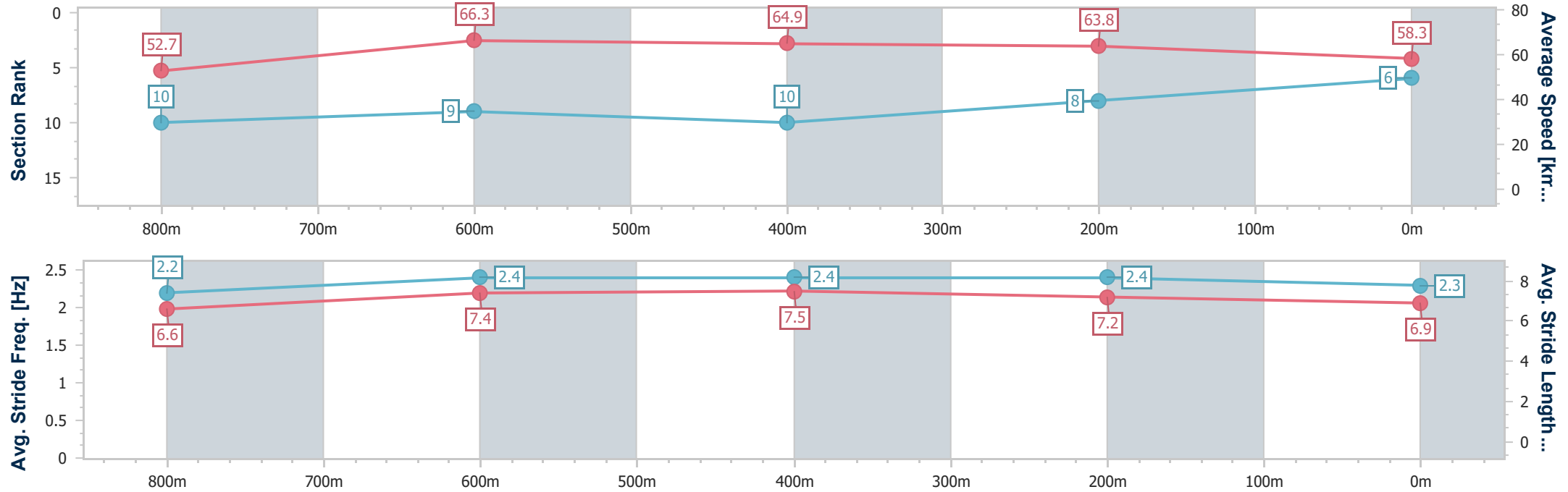


Eagle Farm Professional  
Race 4: QCF CHARITY RACEDAY 19 JULY Class 2 Handicap - 1000m  
02 July 2025 - 13:44  
Track Rating: Soft 5, Weather: Overcast, Rail Position: +9m Entire



BRISBANE  
RACING CLUB

Section	Overall	800m	600m	400m	200m														
Section Times	0:59.24 [6] (0:13.72)	0:45.52 [10] (0:10.90)	0:34.62 [9] (0:10.98)	0:23.64 [10] (0:11.29)	0:12.35 [8] (0:12.35)														
Average Speed [km/h]	52.7	66.3	64.9	63.8	58.3														
Top Speed [km/h]	66.6	67.3	66.2	66.7	61.2														
Avg. Dist. to Rail [m]	1.8	0.8	1.8	2.1	0.3														
Avg. Stride Freq. [Hz]	2.2	2.4	2.4	2.4	2.3														
Avg. Stride Length [m]	6.6	7.4	7.5	7.2	6.9														





Horse/Jockey Name	I Am Caviar
Final Rank	7
Fastest Section Time (Section)	0:10.78 (800m)
Top Speed [km/h] (Section)	69.8 (Overall)
Race State	Finished

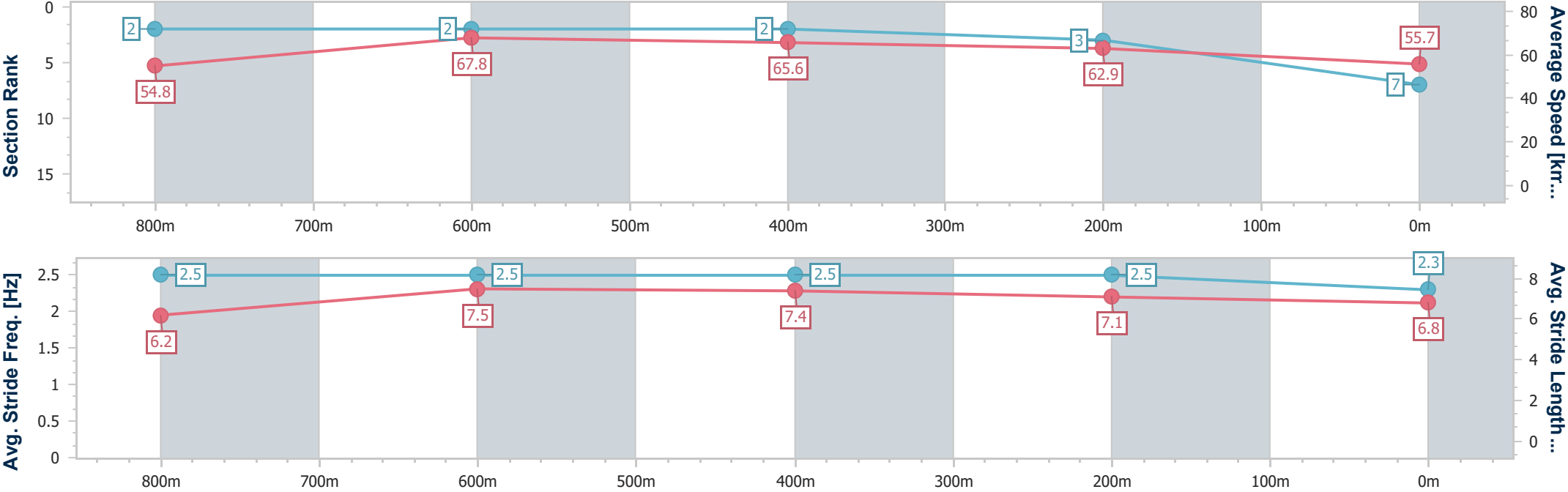


Eagle FarmProfessional  
Race 4: QCF CHARITY RACEDAY 19 JULY Class 2 Handicap - 1000m  
02 July 2025 - 13:44  
Track Rating: Soft 5, Weather: Overcast, Rail Position: +9m Entire



BRISBANE  
RACING CLUB

Section	Overall	800m	600m	400m	200m														
Section Times	0:59.47 [7] (0:13.28)	0:46.19 [2] (0:10.78)	0:35.41 [2] (0:11.08)	0:24.33 [2] (0:11.42)	0:12.91 [3] (0:12.91)														
Average Speed [km/h]	54.8	67.8	65.6	62.9	55.7														
Top Speed [km/h]	69.8	69.7	67.0	64.9	60.0														
Avg. Dist. to Rail [m]	3.6	3.2	1.6	0.6	2.0														
Avg. Stride Freq. [Hz]	2.5	2.5	2.5	2.5	2.3														
Avg. Stride Length [m]	6.2	7.5	7.4	7.1	6.8														





Horse/Jockey Name	Mood Killer
Final Rank	8
Fastest Section Time (Section)	0:10.90 (800m)
Top Speed [km/h] (Section)	68.1 (800m)
Race State	Finished

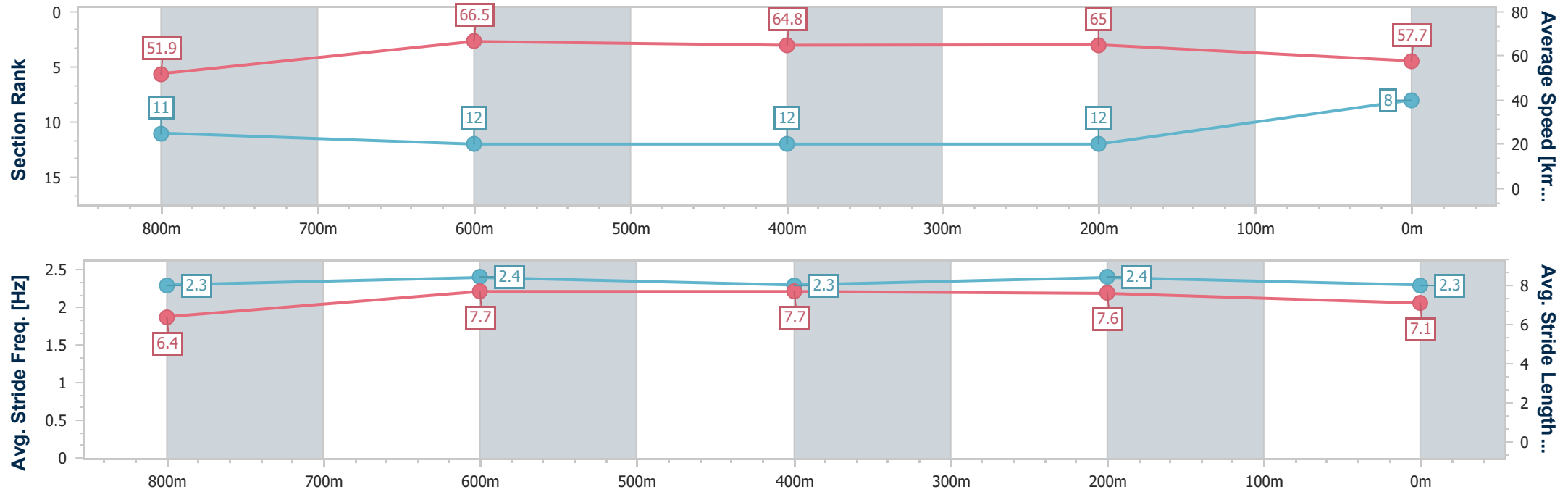


Eagle Farm Professional  
Race 4: QCF CHARITY RACEDAY 19 JULY Class 2 Handicap - 1000m  
02 July 2025 - 13:44  
Track Rating: Soft 5, Weather: Overcast, Rail Position: +9m Entire



BRISBANE  
RACING CLUB

Section	Overall	800m	600m	400m	200m										
Section Times	0:59.52 [8] (0:14.00)	0:45.52 [11] (0:10.90)	0:34.62 [12] (0:11.04)	0:23.58 [12] (0:11.11)	0:12.47 [12] (0:12.47)										
Average Speed [km/h]	51.9	66.5	64.8	65.0	57.7										
Top Speed [km/h]	67.9	68.1	67.6	66.8	61.9										
Avg. Dist. to Rail [m]	4.9	1.7	1.0	0.5	2.6										
Avg. Stride Freq. [Hz]	2.3	2.4	2.3	2.4	2.3										
Avg. Stride Length [m]	6.4	7.7	7.7	7.6	7.1										





Horse/Jockey Name	Miss Waterline
Final Rank	9
Fastest Section Time (Section)	0:10.86 (800m)
Top Speed [km/h] (Section)	69.1 (Overall)
Race State	Finished

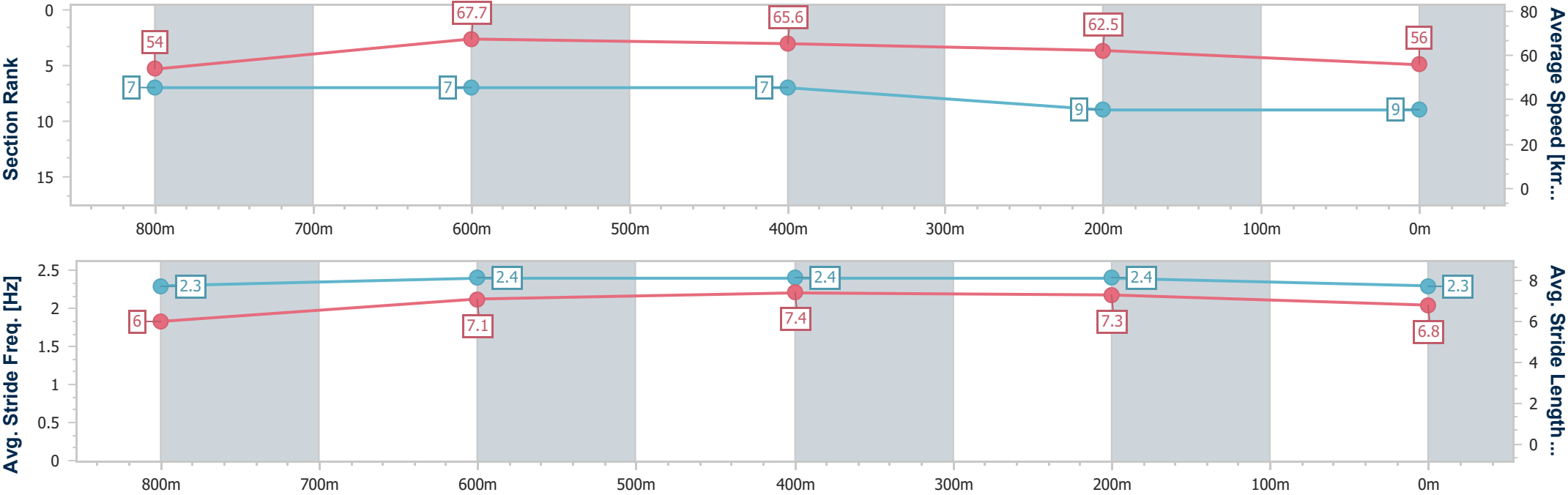


Eagle Farm Professional  
Race 4: QCF CHARITY RACEDAY 19 JULY Class 2 Handicap - 1000m  
02 July 2025 - 13:44  
Track Rating: Soft 5, Weather: Overcast, Rail Position: +9m Entire



BRISBANE  
RACING CLUB

Section	Overall	800m	600m	400m	200m										
Section Times	0:59.84 [9] (0:13.47)	0:46.37 [7] (0:10.86)	0:35.51 [7] (0:11.11)	0:24.40 [7] (0:11.48)	0:12.92 [9] (0:12.92)										
Average Speed [km/h]	54.0	67.7	65.6	62.5	56.0										
Top Speed [km/h]	69.1	69.0	66.6	65.5	58.8										
Avg. Dist. to Rail [m]	5.4	3.8	3.0	5.5	7.2										
Avg. Stride Freq. [Hz]	2.3	2.4	2.4	2.4	2.3										
Avg. Stride Length [m]	6.0	7.1	7.4	7.3	6.8										





Horse/Jockey Name	Ecclestone
Final Rank	10
Fastest Section Time (Section)	0:10.87 (800m)
Top Speed [km/h] (Section)	68.9 (800m)
Race State	Finished

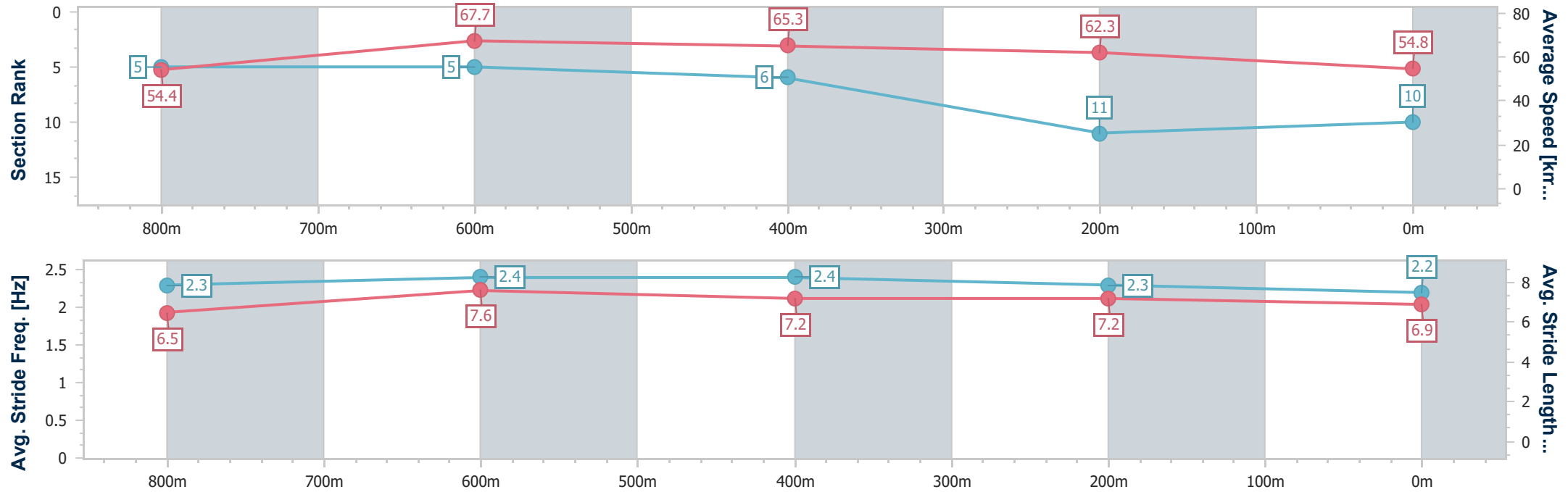


Eagle Farm Professional  
Race 4: QCF CHARITY RACEDAY 19 JULY Class 2 Handicap - 1000m  
02 July 2025 - 13:44  
Track Rating: Soft 5, Weather: Overcast, Rail Position: +9m Entire



BRISBANE  
RACING CLUB

Section	Overall	800m	600m	400m	200m										
Section Times	1:00.05 [10] (0:13.37)	0:46.68 [5] (0:10.87)	0:35.81 [5] (0:11.12)	0:24.69 [6] (0:11.58)	0:13.11 [11] (0:13.11)										
Average Speed [km/h]	54.4	67.7	65.3	62.3	54.8										
Top Speed [km/h]	68.5	68.9	65.9	65.2	58.6										
Avg. Dist. to Rail [m]	6.2	4.3	1.9	2.7	4.5										
Avg. Stride Freq. [Hz]	2.3	2.4	2.4	2.3	2.2										
Avg. Stride Length [m]	6.5	7.6	7.2	7.2	6.9										





Horse/Jockey Name	Master Miyagi
Final Rank	11
Fastest Section Time (Section)	0:10.88 (800m)
Top Speed [km/h] (Section)	67.9 (Overall)
Race State	Finished

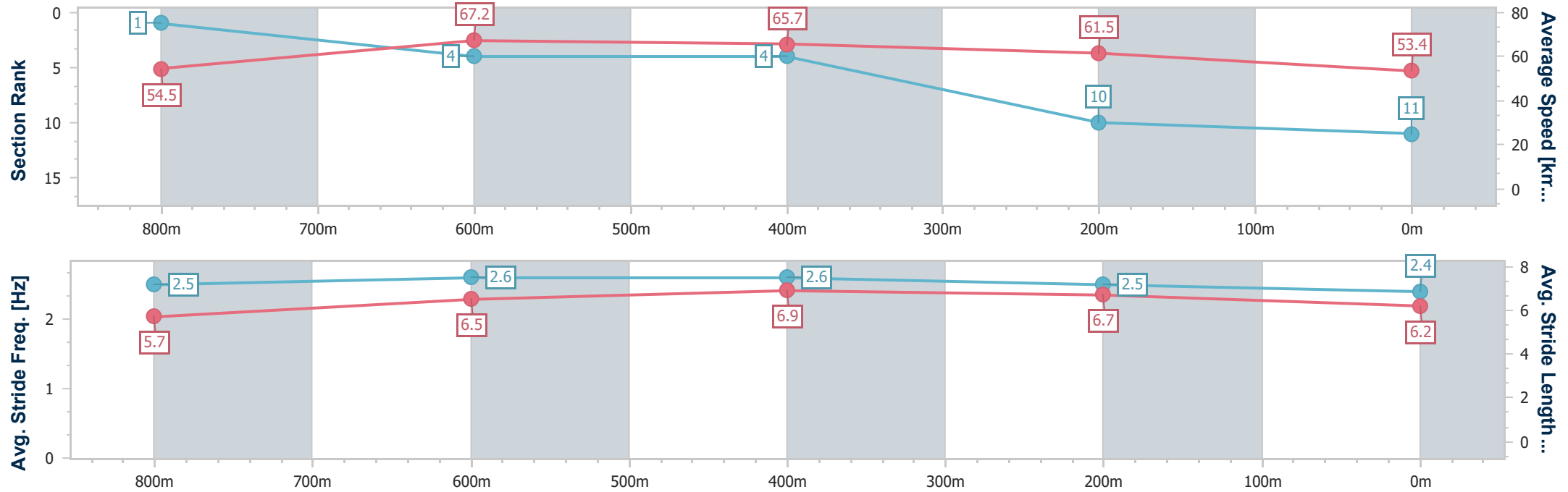


Eagle Farm Professional  
Race 4: QCF CHARITY RACEDAY 19 JULY Class 2 Handicap - 1000m  
02 July 2025 - 13:44  
Track Rating: Soft 5, Weather: Overcast, Rail Position: +9m Entire



BRISBANE  
RACING CLUB

Section	Overall	800m	600m	400m	200m										
Section Times	1:00.43 [11] (0:13.27)	0:47.16 [1] (0:10.88)	0:36.28 [4] (0:11.08)	0:25.20 [4] (0:11.70)	0:13.50 [10] (0:13.50)										
Average Speed [km/h]	54.5	67.2	65.7	61.5	53.4										
Top Speed [km/h]	67.9	67.8	66.6	64.8	58.0										
Avg. Dist. to Rail [m]	2.4	2.6	2.6	4.4	4.8										
Avg. Stride Freq. [Hz]	2.5	2.6	2.6	2.5	2.4										
Avg. Stride Length [m]	5.7	6.5	6.9	6.7	6.2										







Horse/Jockey Name	Super Zamboni
Final Rank	12
Fastest Section Time (Section)	0:10.60 (800m)
Top Speed [km/h] (Section)	70.1 (800m)
Race State	Finished

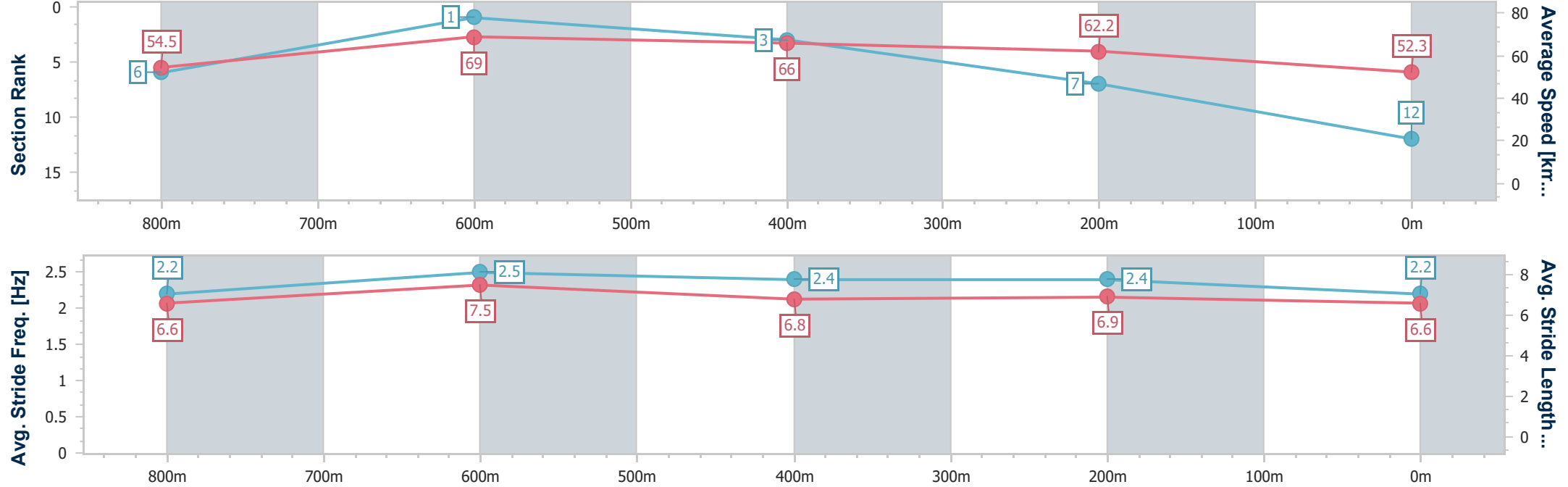


Eagle FarmProfessional  
Race 4: QCF CHARITY RACEDAY 19 JULY Class 2 Handicap - 1000m  
02 July 2025 - 13:44  
Track Rating: Soft 5, Weather: Overcast, Rail Position: +9m Entire



BRISBANE  
RACING CLUB

Section	Overall	800m	600m	400m	200m														
Section Times	1:00.48 [12] (0:13.46)	0:47.02 [6] (0:10.60)	0:36.42 [1] (0:11.13)	0:25.29 [3] (0:11.55)	0:13.74 [7] (0:13.74)														
Average Speed [km/h]	54.5	69.0	66.0	62.2	52.3														
Top Speed [km/h]	69.3	70.1	67.6	65.7	58.0														
Avg. Dist. to Rail [m]	7.0	3.7	3.4	5.8	8.6														
Avg. Stride Freq. [Hz]	2.2	2.5	2.4	2.4	2.2														
Avg. Stride Length [m]	6.6	7.5	6.8	6.9	6.6														





# Eagle Farm Professional

## Race 5: LADBROKES BET TICKER BENCHMARK 78 Handicap - 1845m

02 July 2025 - 14:18



BRISBANE  
RACING CLUB

Track Rating: Soft 5, Weather: Overcast, Rail Position: +9m Entire

Section						Overall	1600m	1400m	1200m	1000m	800m	600m	Last 600m		
Field Times						1:52.55 (0:16.42)	1:36.13 (0:11.19)	1:24.94 (0:11.58)	1:13.36 (0:12.15)	1:01.21 (0:12.13)	0:49.08 (0:12.02)	0:37.06 (0:11.99)	0:37.06		
Rank	TAB	Horse/Jockey	Barrier	Top Speed [km/h]	Fastest Section										Distance Travelled [m]
1	8	DIANA'S AFFAIR	4	64.5	0:11.32	1:52.55 [1]	1:35.95 [3]	1:24.63 [3]	1:13.01 [4]	1:01.00 [5]	0:48.75 [5]	0:36.75 [5]	0:36.75		
		Angela Jones		1600m	1600m	(0:16.60)	(0:11.32)	(0:11.62)	(0:12.01)	(0:12.25)	(0:12.00)	(0:11.86)			
2	4	KNIFE'S EDGE	1	64.3	0:11.41	1:52.91 [2]	1:35.68 [8]	1:24.27 [9]	1:12.60 [9]	1:00.80 [10]	0:48.61 [10]	0:36.54 [10]	0:36.54	-4	
		Justin Huxtable		Overall	1600m	(0:17.23)	(0:11.41)	(0:11.67)	(0:11.80)	(0:12.19)	(0:12.07)	(0:11.98)			
3	10	MISS CHENERY	10	65.1	0:11.53	1:52.92 [3]	1:36.29 [4]	1:24.76 [5]	1:13.18 [5]	1:01.47 [4]	0:49.27 [4]	0:37.27 [3]	0:37.27	+9	
		Ron Stewart		Overall	1600m	(0:16.63)	(0:11.53)	(0:11.58)	(0:11.71)	(0:12.20)	(0:12.00)	(0:11.92)			
4	5	TWIGMAN	2	64.4	0:11.47	1:53.02 [4]	1:36.10 [7]	1:24.63 [7]	1:12.89 [8]	1:01.19 [7]	0:49.00 [7]	0:37.01 [6]	0:37.01	+3	
		Damien Thornton		1600m	1600m	(0:16.92)	(0:11.47)	(0:11.74)	(0:11.70)	(0:12.19)	(0:11.99)	(0:11.82)			
5	2	CHAYSE 'N' ARTIE	6	64.8	0:11.26	1:53.05 [5]	1:35.78 [9]	1:24.52 [8]	1:12.92 [7]	1:01.18 [8]	0:48.99 [8]	0:37.02 [7]	0:37.02	+6	
		Cobi Vitler		1600m	1600m	(0:17.27)	(0:11.26)	(0:11.60)	(0:11.74)	(0:12.19)	(0:11.97)	(0:11.77)			
6	1	GRINZINGER KNIGHT	7	65.3	0:11.19	1:53.21 [6]	1:36.79 [1]	1:25.60 [1]	1:14.02 [1]	1:01.87 [1]	0:49.74 [1]	0:37.72 [1]	0:37.72	-3	
		Emily Lang		1600m	1600m	(0:16.42)	(0:11.19)	(0:11.58)	(0:12.15)	(0:12.13)	(0:12.02)	(0:11.99)			
7	7	HEIKA	5	64.5	0:11.37	1:53.47 [7]	1:36.66 [6]	1:25.29 [6]	1:13.58 [6]	1:01.68 [6]	0:49.58 [6]	0:37.43 [8]	0:37.43	-3	
		Jake Bayliss		1600m	1600m	(0:16.81)	(0:11.37)	(0:11.71)	(0:11.90)	(0:12.10)	(0:12.15)	(0:11.89)			
8	6	MENAZZI	8	64.9	0:11.34	1:53.49 [8]	1:36.85 [5]	1:25.51 [4]	1:14.01 [3]	1:02.05 [3]	0:49.87 [3]	0:37.90 [2]	0:37.90	+0	
		Jag Guthmann-Chester		1600m	1600m	(0:16.64)	(0:11.34)	(0:11.50)	(0:11.96)	(0:12.18)	(0:11.97)	(0:11.97)			
9	9	HALLSIDE MARTINI	3	65.2	0:11.37	1:53.81 [9]	1:36.33 [10]	1:24.96 [10]	1:13.41 [10]	1:01.73 [9]	0:49.58 [9]	0:37.57 [9]	0:37.57	-3	
		Tahlia Fenlon		Overall	1600m	(0:17.48)	(0:11.37)	(0:11.55)	(0:11.68)	(0:12.15)	(0:12.01)	(0:11.74)			
10	3	BAK DA MAN	9	66.4	0:11.12	1:56.98 [10]	1:40.45 [2]	1:29.33 [2]	1:17.65 [2]	1:05.58 [2]	0:53.40 [2]	0:41.27 [4]	0:41.27	+0	
		Taylor Marshall		1600m	1600m	(0:16.53)	(0:11.12)	(0:11.68)	(0:12.07)	(0:12.18)	(0:12.13)	(0:12.37)			



## Eagle Farm Professional

### Race 5: LADBROKES BET TICKER BENCHMARK 78 Handicap - 1845m

02 July 2025 - 14:18



BRISBANE  
RACING CLUB

Track Rating: Soft 5, Weather: Overcast, Rail Position: +9m Entire

Section		400m		200m		Last 600m			
Field Times		0:25.07 (0:12.16)		0:12.91 (0:12.91)		0:37.06			
Rank	TAB Horse/Jockey	Barrier	Top Speed [km/h]	Fastest Section	Margin		Distance Travelled [m]		
1	8 DIANA'S AFFAIR Angela Jones	4	64.5 1600m	0:11.32 1600m	0:24.89 [4] (0:12.06)	0:12.83 [2] (0:12.83)	1:52.55	0:36.75	
2	4 KNIFE'S EDGE Justin Huxtable	1	64.3 Overall	0:11.41 1600m	0:24.56 [10] (0:11.68)	0:12.88 [9] (0:12.88)	2.13L	0:36.54	-4
3	10 MISS CHENERY Ron Stewart	10	65.1 Overall	0:11.53 1600m	0:25.35 [3] (0:12.07)	0:13.28 [1] (0:13.28)	2.21L	0:37.27	+9
4	5 TWIGMAN Damien Thornton	2	64.4 1600m	0:11.47 1600m	0:25.19 [6] (0:12.01)	0:13.18 [4] (0:13.18)	2.81L	0:37.01	+3
5	2 CHAYSE 'N' ARTIE Cobi Vitler	6	64.8 1600m	0:11.26 1600m	0:25.25 [5] (0:12.03)	0:13.22 [3] (0:13.22)	2.94L	0:37.02	+6
6	1 GRINZINGER KNIGHT Emily Lang	7	65.3 1600m	0:11.19 1600m	0:25.73 [1] (0:12.47)	0:13.26 [6] (0:13.26)	3.91L	0:37.72	-3
7	7 HEIKA Jake Bayliss	5	64.5 1600m	0:11.37 1600m	0:25.54 [7] (0:12.08)	0:13.46 [7] (0:13.46)	5.4L	0:37.43	-3
8	6 MENAZZI Jag Guthmann-Chester	8	64.9 1600m	0:11.34 1600m	0:25.93 [2] (0:12.30)	0:13.63 [5] (0:13.63)	5.57L	0:37.90	+0
9	9 HALLSIDE MARTINI Tahlia Fenlon	3	65.2 Overall	0:11.37 1600m	0:25.83 [8] (0:12.03)	0:13.80 [8] (0:13.80)	7.45L	0:37.57	-3
10	3 BAK DA MAN Taylor Marshall	9	66.4 1600m	0:11.12 1600m	0:28.90 [9] (0:13.30)	0:15.60 [10] (0:15.60)	26.07L	0:41.27	+0



Horse/Jockey Name	Diana's Affair
Final Rank	1
Fastest Section Time (Section)	0:11.32 (1600m)
Top Speed [km/h] (Section)	64.5 (1600m)
Race State	Finished

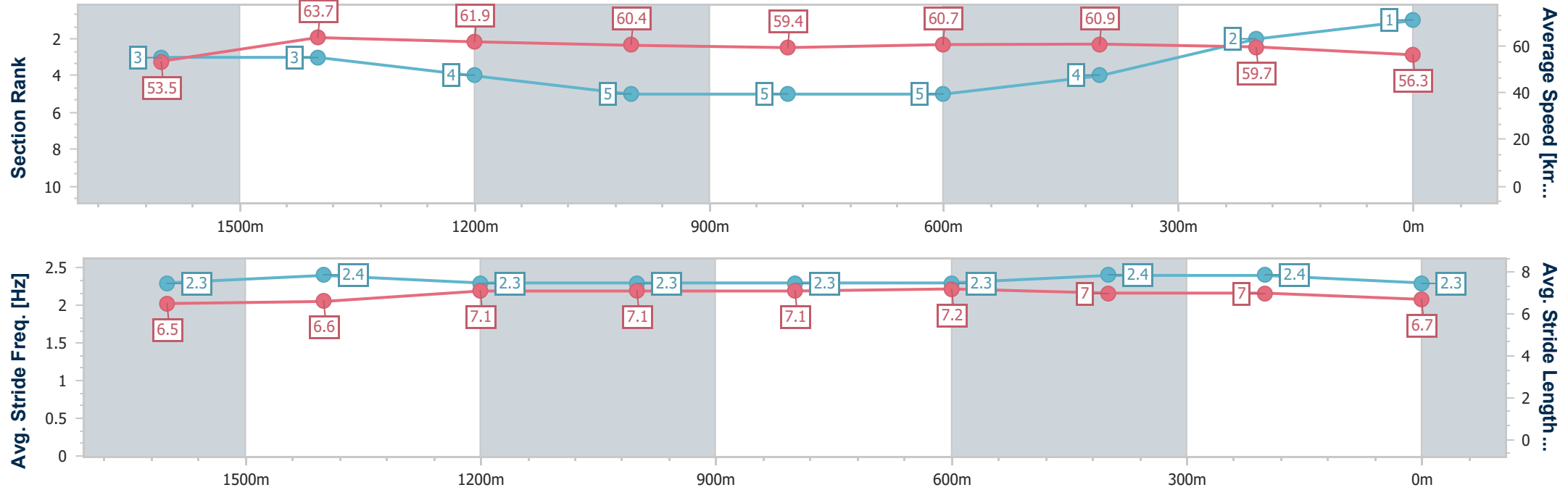


Eagle Farm Professional  
Race 5: LADBROKES BET TICKER BENCHMARK 78 Handicap - 1845m  
02 July 2025 - 14:18  
Track Rating: Soft 5, Weather: Overcast, Rail Position: +9m Entire



BRISBANE  
RACING CLUB

Section	Overall	1600m	1400m	1200m	1000m	800m	600m	400m	200m				
Section Times	1:52.55 [1] (0:16.60)	1:35.95 [3] (0:11.32)	1:24.63 [3] (0:11.62)	1:13.01 [4] (0:12.01)	1:01.00 [5] (0:12.25)	0:48.75 [5] (0:12.00)	0:36.75 [5] (0:11.86)	0:24.89 [4] (0:12.06)	0:12.83 [2] (0:12.83)				
Average Speed [km/h]	53.5	63.7	61.9	60.4	59.4	60.7	60.9	59.7	56.3				
Top Speed [km/h]	63.1	64.5	63.3	62.0	60.2	61.2	62.2	60.9	58.5				
Avg. Dist. to Rail [m]	2.5	1.2	1.2	2.4	3.0	2.1	0.9	1.3	1.1				
Avg. Stride Freq. [Hz]	2.3	2.4	2.3	2.3	2.3	2.3	2.4	2.4	2.3				
Avg. Stride Length [m]	6.5	6.6	7.1	7.1	7.1	7.2	7.0	7.0	6.7				





Horse/Jockey Name	Knife's Edge
Final Rank	2
Fastest Section Time (Section)	0:11.41 (1600m)
Top Speed [km/h] (Section)	64.3 (Overall)
Race State	Finished

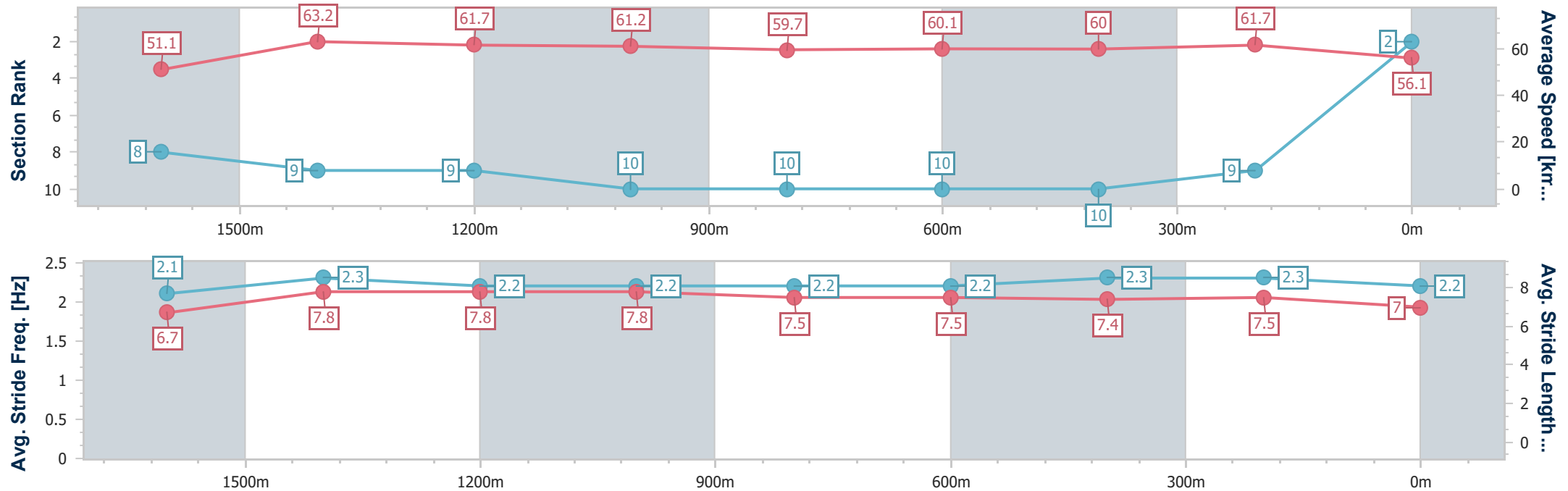


Eagle Farm Professional  
Race 5: LADBROKES BET TICKER BENCHMARK 78 Handicap -  
1845m  
02 July 2025 - 14:18  
Track Rating: Soft 5, Weather: Overcast, Rail Position: +9m Entire



BRISBANE  
RACING CLUB

Section	Overall	1600m	1400m	1200m	1000m	800m	600m	400m	200m				
Section Times	1:52.91 [2] (0:17.23)	1:35.68 [8] (0:11.41)	1:24.27 [9] (0:11.67)	1:12.60 [9] (0:11.80)	1:00.80 [10] (0:12.19)	0:48.61 [10] (0:12.07)	0:36.54 [10] (0:11.98)	0:24.56 [10] (0:11.68)	0:12.88 [9] (0:12.88)				
Average Speed [km/h]	51.1	63.2	61.7	61.2	59.7	60.1	60.0	61.7	56.1				
Top Speed [km/h]	64.3	64.3	63.0	63.8	60.6	60.7	60.7	64.0	59.5				
Avg. Dist. to Rail [m]	1.2	0.7	1.5	2.4	2.1	1.0	0.3	0.9	0.5				
Avg. Stride Freq. [Hz]	2.1	2.3	2.2	2.2	2.2	2.2	2.3	2.3	2.2				
Avg. Stride Length [m]	6.7	7.8	7.8	7.8	7.5	7.5	7.4	7.5	7.0				





Horse/Jockey Name	Miss Chenery
Final Rank	3
Fastest Section Time (Section)	0:11.53 (1600m)
Top Speed [km/h] (Section)	65.1 (Overall)
Race State	Finished

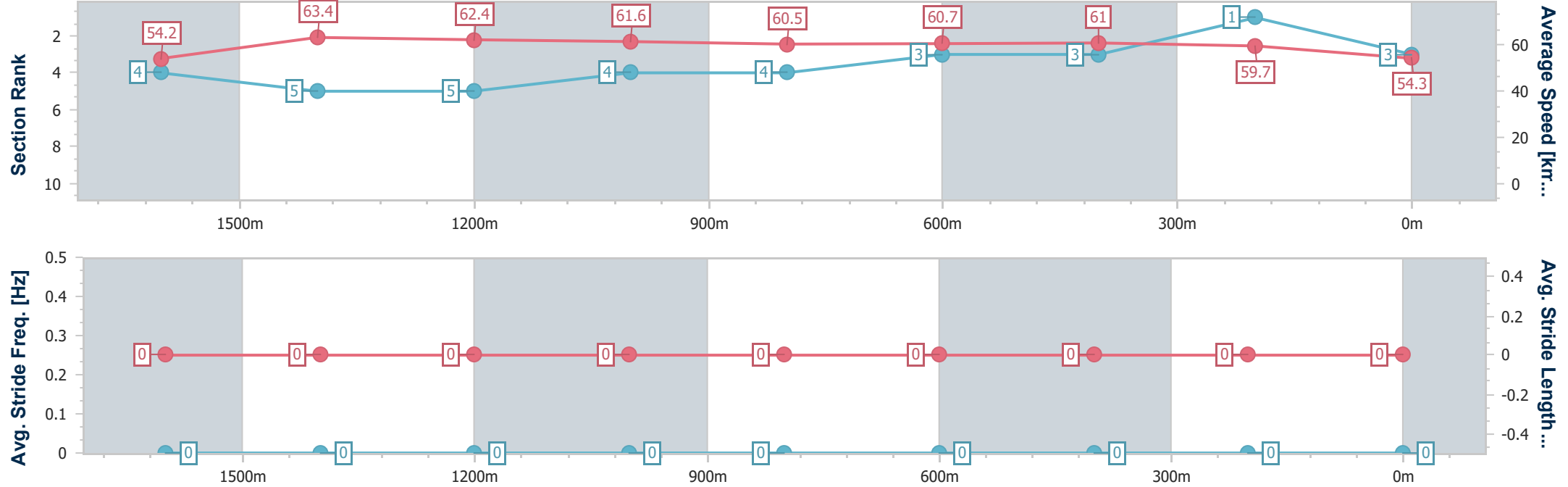


Eagle Farm Professional  
Race 5: LADBROKES BET TICKER BENCHMARK 78 Handicap - 1845m  
02 July 2025 - 14:18  
Track Rating: Soft 5, Weather: Overcast, Rail Position: +9m Entire



BRISBANE  
RACING CLUB

Section	Overall	1600m	1400m	1200m	1000m	800m	600m	400m	200m				
Section Times	1:52.92 [3] (0:16.63)	1:36.29 [4] (0:11.53)	1:24.76 [5] (0:11.58)	1:13.18 [5] (0:11.71)	1:01.47 [4] (0:12.20)	0:49.27 [4] (0:12.00)	0:37.27 [3] (0:11.92)	0:25.35 [3] (0:12.07)	0:13.28 [1] (0:13.28)				
Average Speed [km/h]	54.2	63.4	62.4	61.6	60.5	60.7	61.0	59.7	54.3				
Top Speed [km/h]	65.1	64.8	63.7	63.8	61.5	61.2	61.7	61.9	56.5				
Avg. Dist. to Rail [m]	6.9	4.7	4.3	4.6	4.2	3.0	2.5	5.0	4.7				
Avg. Stride Freq. [Hz]	--	--	--	--	--	--	--	--	--				
Avg. Stride Length [m]	--	--	--	--	--	--	--	--	--				



[ ] Ranking at each section and finish  
- - - - No data available at this section  
NA No data available



Horse/Jockey Name	Twigman
Final Rank	4
Fastest Section Time (Section)	0:11.47 (1600m)
Top Speed [km/h] (Section)	64.4 (1600m)
Race State	Finished

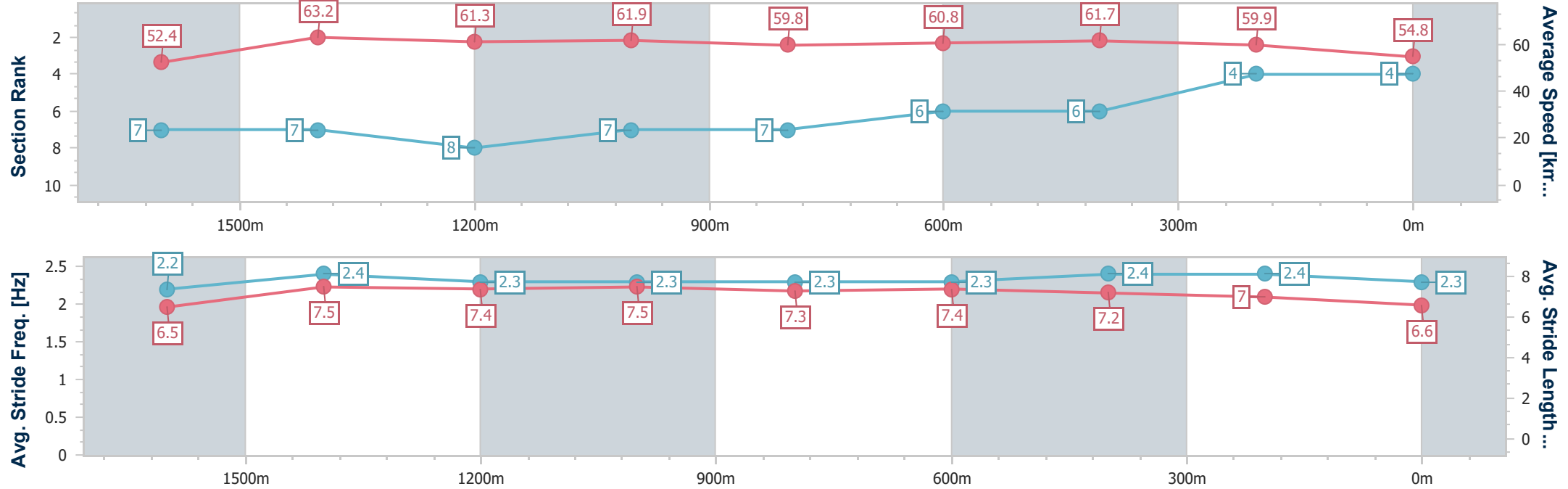


Eagle FarmProfessional  
Race 5: LADBROKES BET TICKER BENCHMARK 78 Handicap - 1845m  
02 July 2025 - 14:18  
Track Rating: Soft 5, Weather: Overcast, Rail Position: +9m Entire



BRISBANE  
RACING CLUB

Section	Overall	1600m	1400m	1200m	1000m	800m	600m	400m	200m				
Section Times	1:53.02 [4] (0:16.92)	1:36.10 [7] (0:11.47)	1:24.63 [7] (0:11.74)	1:12.89 [8] (0:11.70)	1:01.19 [7] (0:12.19)	0:49.00 [7] (0:11.99)	0:37.01 [6] (0:11.82)	0:25.19 [6] (0:12.01)	0:13.18 [4] (0:13.18)				
Average Speed [km/h]	52.4	63.2	61.3	61.9	59.8	60.8	61.7	59.9	54.8				
Top Speed [km/h]	63.4	64.4	63.2	63.2	60.8	61.3	63.1	63.1	57.3				
Avg. Dist. to Rail [m]	1.9	1.5	2.5	3.2	3.4	2.4	2.1	3.8	3.0				
Avg. Stride Freq. [Hz]	2.2	2.4	2.3	2.3	2.3	2.3	2.4	2.4	2.3				
Avg. Stride Length [m]	6.5	7.5	7.4	7.5	7.3	7.4	7.2	7.0	6.6				





Horse/Jockey Name	Chayse 'N' Artie
Final Rank	5
Fastest Section Time (Section)	0:11.26 (1600m)
Top Speed [km/h] (Section)	64.8 (1600m)
Race State	Finished

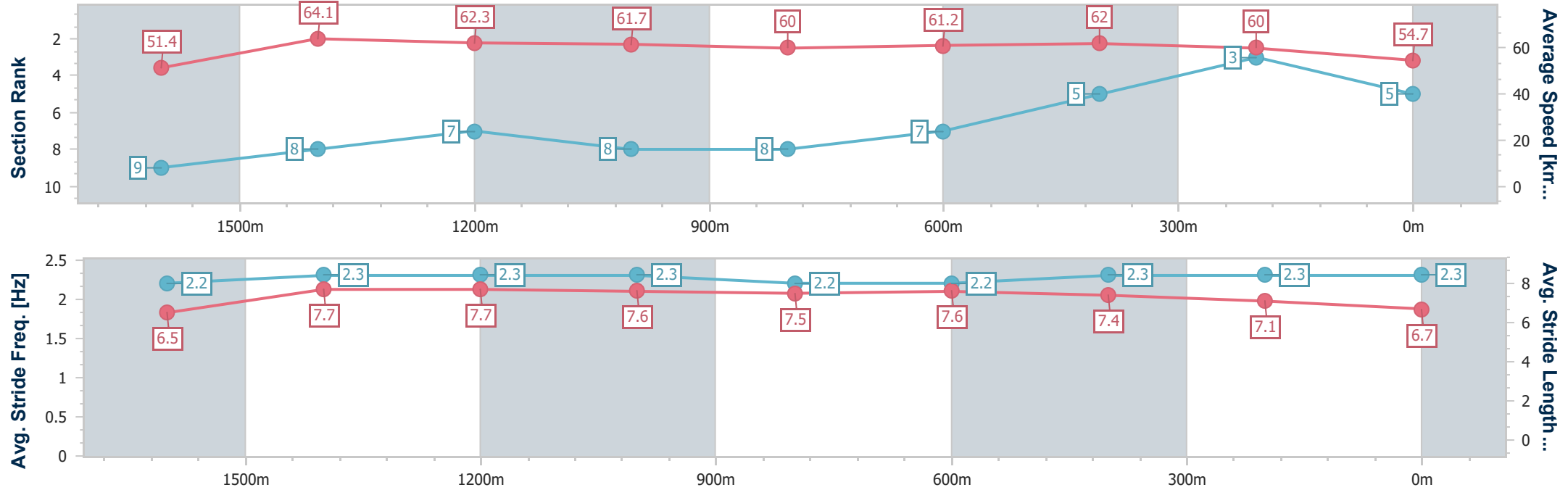


Eagle FarmProfessional  
Race 5: LADBROKES BET TICKER BENCHMARK 78 Handicap - 1845m  
02 July 2025 - 14:18  
Track Rating: Soft 5, Weather: Overcast, Rail Position: +9m Entire



BRISBANE  
RACING CLUB

Section	Overall	1600m	1400m	1200m	1000m	800m	600m	400m	200m				
Section Times	1:53.05 [5] (0:17.27)	1:35.78 [9] (0:11.26)	1:24.52 [8] (0:11.60)	1:12.92 [7] (0:11.74)	1:01.18 [8] (0:12.19)	0:48.99 [8] (0:11.97)	0:37.02 [7] (0:11.77)	0:25.25 [5] (0:12.03)	0:13.22 [3] (0:13.22)				
Average Speed [km/h]	51.4	64.1	62.3	61.7	60.0	61.2	62.0	60.0	54.7				
Top Speed [km/h]	64.0	64.8	64.2	63.1	61.0	61.9	62.7	62.4	57.0				
Avg. Dist. to Rail [m]	3.1	1.5	2.9	3.8	4.1	3.3	3.4	4.9	3.7				
Avg. Stride Freq. [Hz]	2.2	2.3	2.3	2.3	2.2	2.2	2.3	2.3	2.3				
Avg. Stride Length [m]	6.5	7.7	7.7	7.6	7.5	7.6	7.4	7.1	6.7				







Horse/Jockey Name	Grinzinger Knight
Final Rank	6
Fastest Section Time (Section)	0:11.19 (1600m)
Top Speed [km/h] (Section)	65.3 (1600m)
Race State	Finished

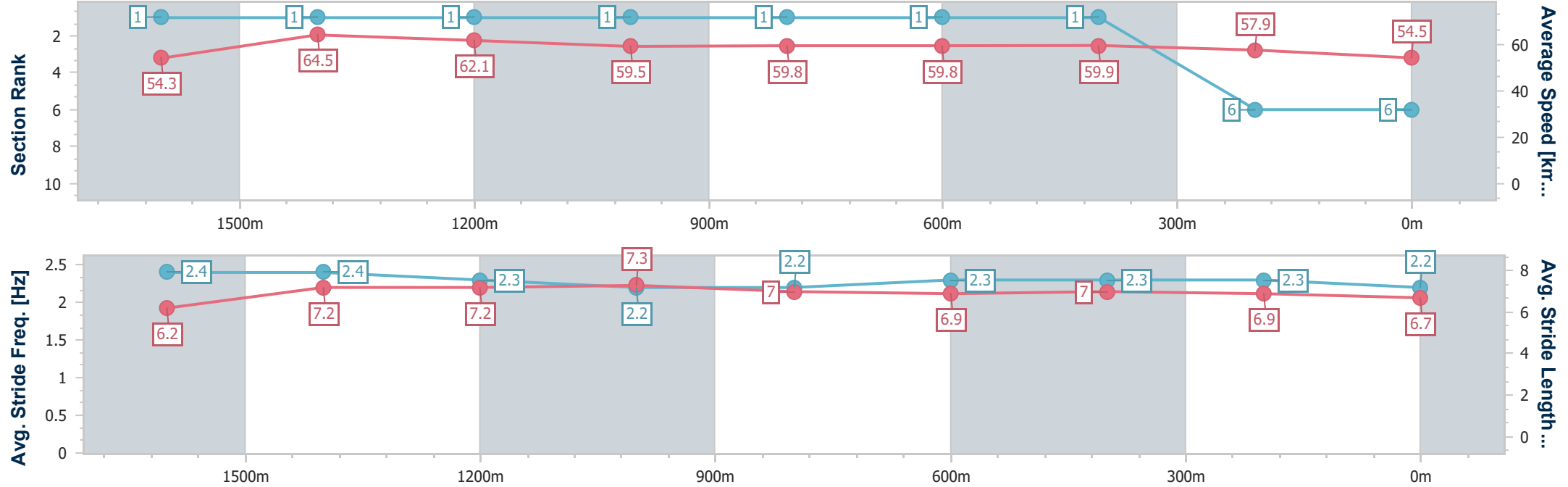


Eagle FarmProfessional  
Race 5: LADBROKES BET TICKER BENCHMARK 78 Handicap -  
1845m  
02 July 2025 - 14:18  
Track Rating: Soft 5, Weather: Overcast, Rail Position: +9m Entire



BRISBANE  
RACING CLUB

Section	Overall	1600m	1400m	1200m	1000m	800m	600m	400m	200m				
Section Times	1:53.21 [6] (0:16.42)	1:36.79 [1] (0:11.19)	1:25.60 [1] (0:11.58)	1:14.02 [1] (0:12.15)	1:01.87 [1] (0:12.13)	0:49.74 [1] (0:12.02)	0:37.72 [1] (0:11.99)	0:25.73 [1] (0:12.47)	0:13.26 [6] (0:13.26)				
Average Speed [km/h]	54.3	64.5	62.1	59.5	59.8	59.8	59.9	57.9	54.5				
Top Speed [km/h]	65.3	65.3	64.5	60.7	60.0	60.5	60.8	59.3	57.0				
Avg. Dist. to Rail [m]	4.4	1.1	1.2	1.6	1.1	0.2	0.2	0.4	1.2				
Avg. Stride Freq. [Hz]	2.4	2.4	2.3	2.2	2.2	2.3	2.3	2.3	2.2				
Avg. Stride Length [m]	6.2	7.2	7.2	7.3	7.0	6.9	7.0	6.9	6.7				





Horse/Jockey Name	Heika
Final Rank	7
Fastest Section Time (Section)	0:11.37 (1600m)
Top Speed [km/h] (Section)	64.5 (1600m)
Race State	Finished

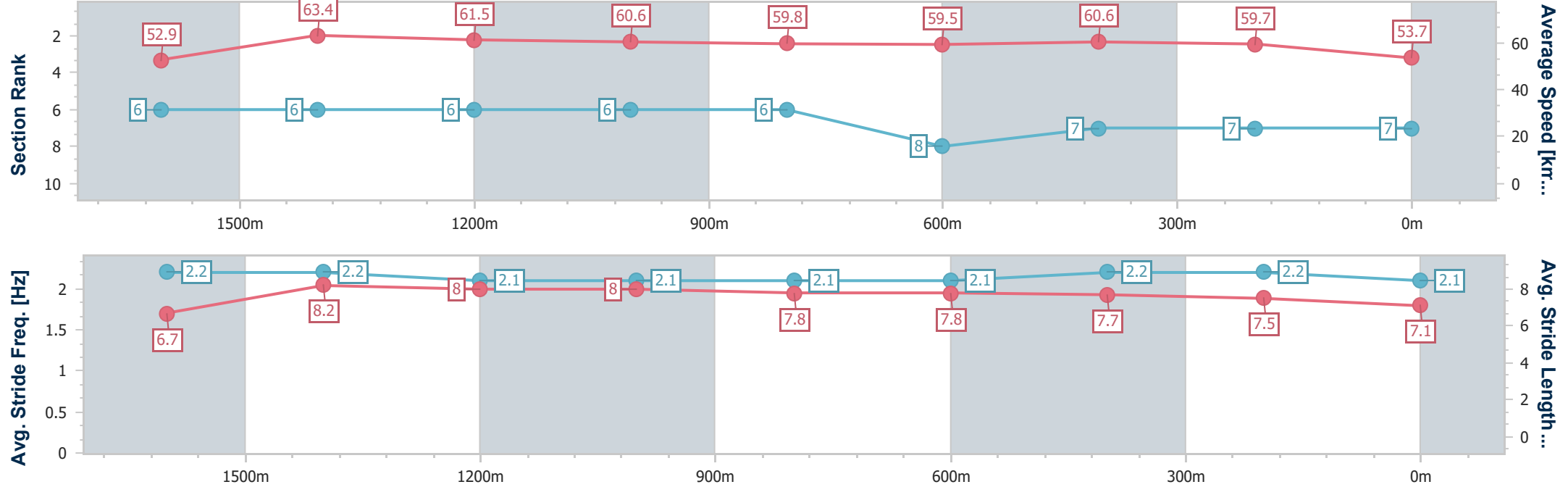


Eagle FarmProfessional  
Race 5: LADBROKES BET TICKER BENCHMARK 78 Handicap -  
1845m  
02 July 2025 - 14:18  
Track Rating: Soft 5, Weather: Overcast, Rail Position: +9m Entire



BRISBANE  
RACING CLUB

Section	Overall	1600m	1400m	1200m	1000m	800m	600m	400m	200m				
Section Times	1:53.47 [7] (0:16.81)	1:36.66 [6] (0:11.37)	1:25.29 [6] (0:11.71)	1:13.58 [6] (0:11.90)	1:01.68 [6] (0:12.10)	0:49.58 [6] (0:12.15)	0:37.43 [8] (0:11.89)	0:25.54 [7] (0:12.08)	0:13.46 [7] (0:13.46)				
Average Speed [km/h]	52.9	63.4	61.5	60.6	59.8	59.5	60.6	59.7	53.7				
Top Speed [km/h]	63.4	64.5	62.7	62.0	60.3	60.4	61.5	61.9	56.6				
Avg. Dist. to Rail [m]	3.2	0.8	0.5	1.0	1.1	0.8	0.9	3.2	4.6				
Avg. Stride Freq. [Hz]	2.2	2.2	2.1	2.1	2.1	2.1	2.2	2.2	2.1				
Avg. Stride Length [m]	6.7	8.2	8.0	8.0	7.8	7.8	7.7	7.5	7.1				





Horse/Jockey Name	Menazzi
Final Rank	8
Fastest Section Time (Section)	0:11.34 (1600m)
Top Speed [km/h] (Section)	64.9 (1600m)
Race State	Finished

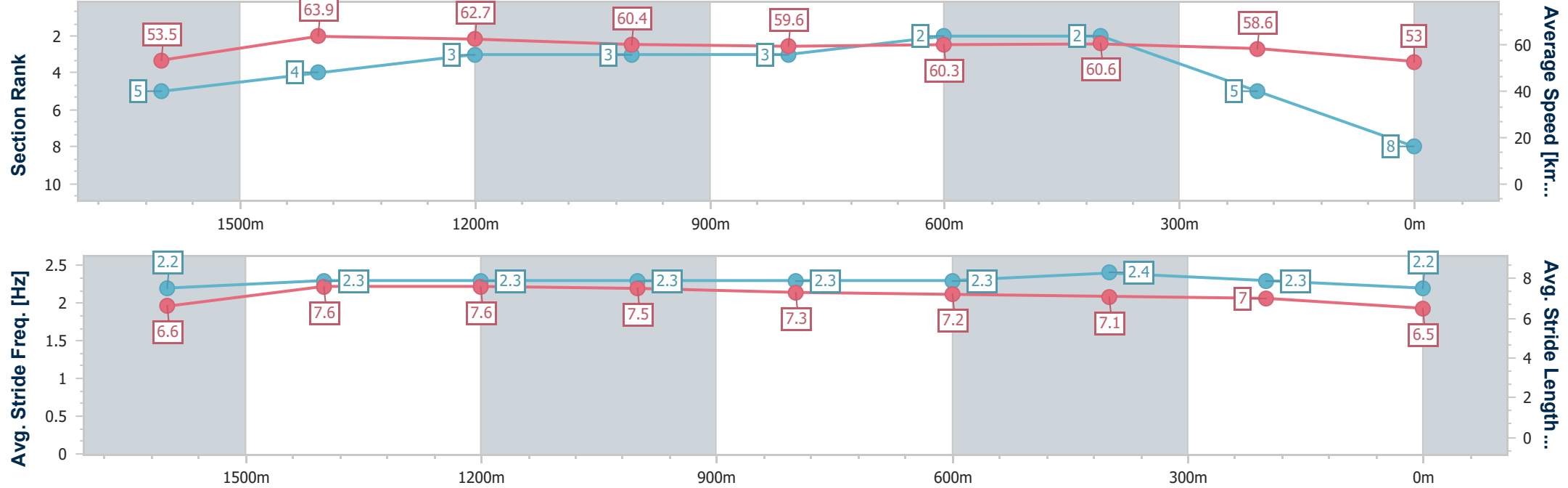


Eagle Farm Professional  
Race 5: LADBROKES BET TICKER BENCHMARK 78 Handicap - 1845m  
02 July 2025 - 14:18  
Track Rating: Soft 5, Weather: Overcast, Rail Position: +9m Entire



BRISBANE  
RACING CLUB

Section	Overall	1600m	1400m	1200m	1000m	800m	600m	400m	200m				
Section Times	1:53.49 [8] (0:16.64)	1:36.85 [5] (0:11.34)	1:25.51 [4] (0:11.50)	1:14.01 [3] (0:11.96)	1:02.05 [3] (0:12.18)	0:49.87 [3] (0:11.97)	0:37.90 [2] (0:11.97)	0:25.93 [2] (0:12.30)	0:13.63 [5] (0:13.63)				
Average Speed [km/h]	53.5	63.9	62.7	60.4	59.6	60.3	60.6	58.6	53.0				
Top Speed [km/h]	63.8	64.9	64.0	63.4	61.1	61.1	61.1	60.1	55.8				
Avg. Dist. to Rail [m]	4.3	1.8	2.2	2.8	2.1	1.0	1.2	2.9	3.2				
Avg. Stride Freq. [Hz]	2.2	2.3	2.3	2.3	2.3	2.3	2.4	2.3	2.2				
Avg. Stride Length [m]	6.6	7.6	7.6	7.5	7.3	7.2	7.1	7.0	6.5				





Horse/Jockey Name	Hallside Martini
Final Rank	9
Fastest Section Time (Section)	0:11.37 (1600m)
Top Speed [km/h] (Section)	65.2 (Overall)
Race State	Finished

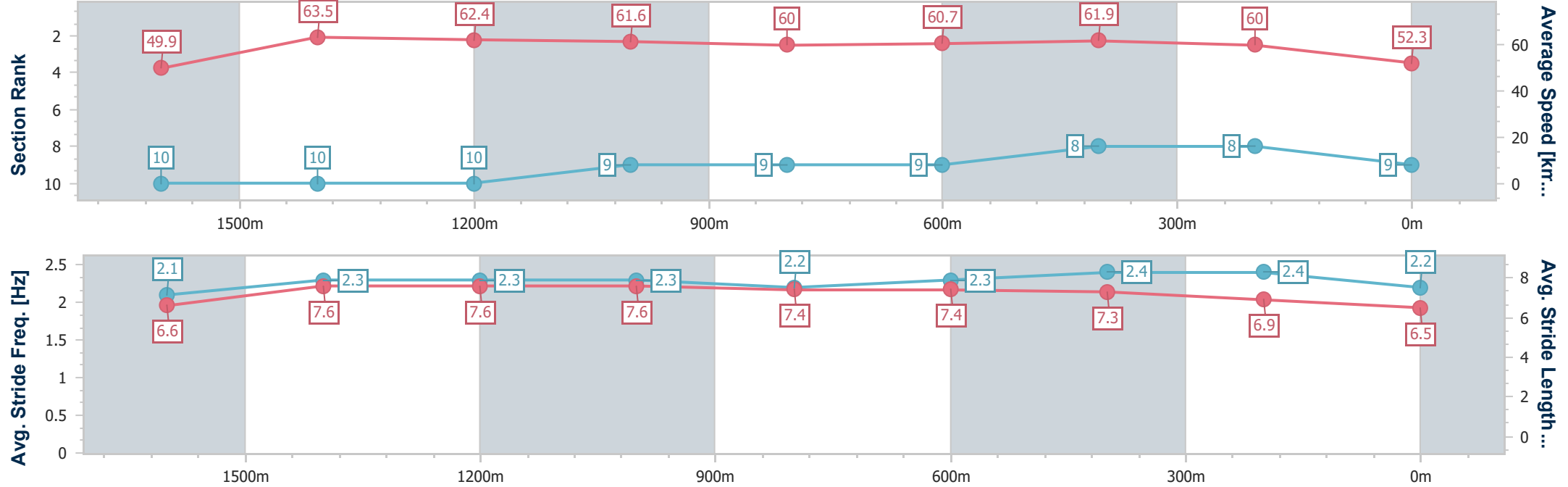


Eagle FarmProfessional  
Race 5: LADBROKES BET TICKER BENCHMARK 78 Handicap -  
1845m  
02 July 2025 - 14:18  
Track Rating: Soft 5, Weather: Overcast, Rail Position: +9m Entire



BRISBANE  
RACING CLUB

Section	Overall	1600m	1400m	1200m	1000m	800m	600m	400m	200m				
Section Times	1:53.81 [9] (0:17.48)	1:36.33 [10] (0:11.37)	1:24.96 [10] (0:11.55)	1:13.41 [10] (0:11.68)	1:01.73 [9] (0:12.15)	0:49.58 [9] (0:12.01)	0:37.57 [9] (0:11.74)	0:25.83 [8] (0:12.03)	0:13.80 [8] (0:13.80)				
Average Speed [km/h]	49.9	63.5	62.4	61.6	60.0	60.7	61.9	60.0	52.3				
Top Speed [km/h]	65.2	64.9	64.4	62.9	60.8	61.7	63.4	63.2	55.6				
Avg. Dist. to Rail [m]	3.0	0.2	1.0	1.7	2.4	2.3	2.8	6.3	6.1				
Avg. Stride Freq. [Hz]	2.1	2.3	2.3	2.3	2.2	2.3	2.4	2.4	2.2				
Avg. Stride Length [m]	6.6	7.6	7.6	7.6	7.4	7.4	7.3	6.9	6.5				





Horse/Jockey Name	Bak Da Man
Final Rank	10
Fastest Section Time (Section)	0:11.12 (1600m)
Top Speed [km/h] (Section)	66.4 (1600m)
Race State	Finished

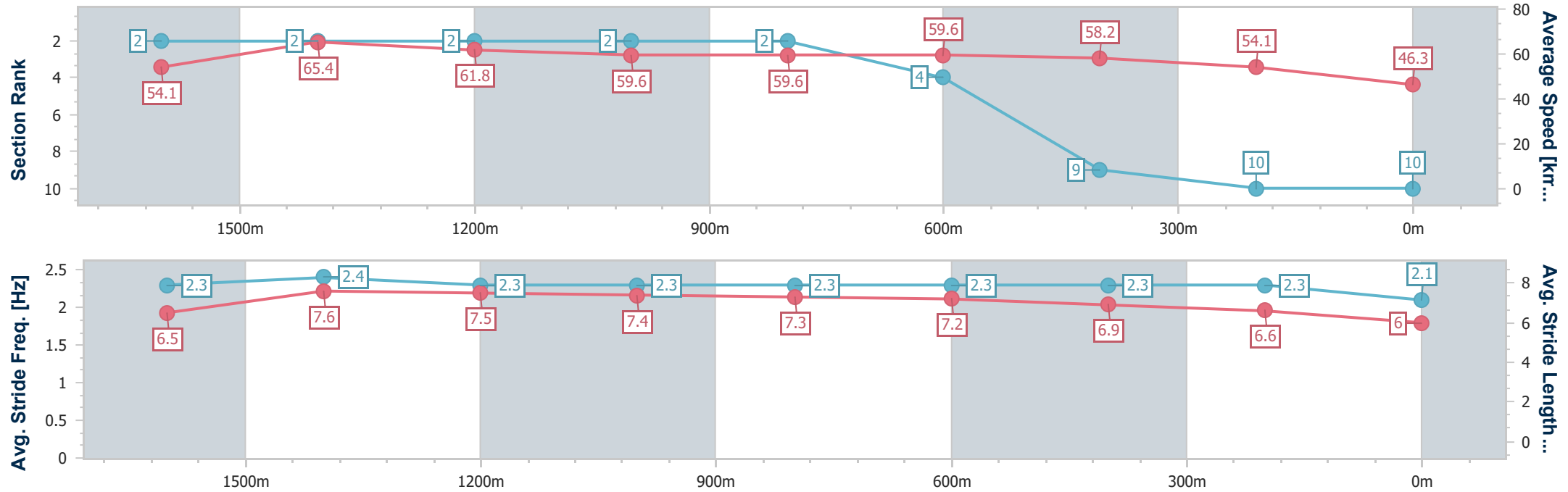


Eagle FarmProfessional  
Race 5: LADBROKES BET TICKER BENCHMARK 78 Handicap - 1845m  
02 July 2025 - 14:18  
Track Rating: Soft 5, Weather: Overcast, Rail Position: +9m Entire



BRISBANE  
RACING CLUB

Section	Overall	1600m	1400m	1200m	1000m	800m	600m	400m	200m				
Section Times	1:56.98 [10] (0:16.53)	1:40.45 [2] (0:11.12)	1:29.33 [2] (0:11.68)	1:17.65 [2] (0:12.07)	1:05.58 [2] (0:12.18)	0:53.40 [2] (0:12.13)	0:41.27 [4] (0:12.37)	0:28.90 [9] (0:13.30)	0:15.60 [10] (0:15.60)				
Average Speed [km/h]	54.1	65.4	61.8	59.6	59.6	59.6	58.2	54.1	46.3				
Top Speed [km/h]	65.9	66.4	64.0	61.6	59.8	59.9	59.2	57.4	50.6				
Avg. Dist. to Rail [m]	5.9	2.8	1.8	1.5	1.5	0.7	0.3	0.5	0.5				
Avg. Stride Freq. [Hz]	2.3	2.4	2.3	2.3	2.3	2.3	2.3	2.3	2.1				
Avg. Stride Length [m]	6.5	7.6	7.5	7.4	7.3	7.2	6.9	6.6	6.0				





**Eagle Farm Professional**  
**Race 6: EAGLE FARM 160 YEARS RACEDAY QTIS Three-Year-Old**  
**BENCHMARK 70 Handicap - 1300m**  
**02 July 2025 - 14:54**



Track Rating: Soft 5, Weather: Overcast, Rail Position: +9m Entire

Section						Overall	1200m	1000m	800m	600m	400m	Last 600m	
Field Times						1:17.75 (0:07.39)	1:10.36 (0:11.09)	0:59.27 (0:11.35)	0:47.92 (0:11.52)	0:36.40 (0:11.70)	0:24.70 (0:11.86)	0:36.40	
Rank	TAB	Horse/Jockey	Barrier	Top Speed [km/h]	Fastest Section								Distance Travelled [m]
1	4	FACUNDO	2	67.0	0:07.89	1:17.75 [1]	1:09.86 [4]	0:58.77 [4]	0:47.49 [4]	0:35.94 [4]	0:24.33 [4]	0:35.94	
		Cody Collis		1200m	Overall	(0:07.89)	(0:11.09)	(0:11.28)	(0:11.55)	(0:11.61)	(0:11.60)		
2	6	ZHENG YOU	7	66.7	0:07.39	1:17.84 [2]	1:10.45 [1]	0:59.36 [1]	0:48.01 [2]	0:36.40 [2]	0:24.63 [2]	0:36.40 +3	
		Montanna Savva		1200m	Overall	(0:07.39)	(0:11.09)	(0:11.35)	(0:11.61)	(0:11.77)	(0:11.84)		
3	1	ESTRONDO	5	66.8	0:07.55	1:17.98 [3]	1:10.43 [3]	0:59.48 [2]	0:48.15 [1]	0:36.63 [1]	0:24.93 [1]	0:36.63 -3	
		Angela Jones		1200m	Overall	(0:07.55)	(0:10.95)	(0:11.33)	(0:11.52)	(0:11.70)	(0:11.86)		
4	3	HEAVENLY IMPACT	3	66.5	0:08.03	1:18.39 [4]	1:10.36 [5]	0:59.22 [6]	0:47.82 [5]	0:36.23 [5]	0:24.69 [6]	0:36.23 +1	
		Justin Huxtable		1200m	Overall	(0:08.03)	(0:11.14)	(0:11.40)	(0:11.59)	(0:11.54)	(0:11.72)		
5	9	FIREFORCE	6	66.4	0:08.12	1:18.41 [5]	1:10.29 [7]	0:59.07 [7]	0:47.53 [7]	0:35.94 [7]	0:24.48 [7]	0:35.94 +1	
		Mark Du Plessis		1200m	Overall	(0:08.12)	(0:11.22)	(0:11.54)	(0:11.59)	(0:11.46)	(0:11.70)		
6	10	NOVEMBER SUN	4	66.8	0:08.08	1:18.85 [6]	1:10.77 [6]	0:59.68 [5]	0:48.21 [6]	0:36.64 [6]	0:25.18 [5]	0:36.64 -2	
		Jake Bayliss		1200m	Overall	(0:08.08)	(0:11.09)	(0:11.47)	(0:11.57)	(0:11.46)	(0:11.98)		
7	5	RUN LUCY RUN	1	66.5	0:07.54	1:18.91 [7]	1:11.37 [2]	1:00.23 [3]	0:48.74 [3]	0:37.17 [3]	0:25.58 [3]	0:37.17 -2	
		Damien Thornton		1200m	Overall	(0:07.54)	(0:11.14)	(0:11.49)	(0:11.57)	(0:11.59)	(0:12.11)		

Scratched: Valencia Roc (#12), Hello Lovely (#11), Noble Decree (#2), Victory Flame (#7), Dashing Basics (#8)



**Eagle Farm Professional**  
**Race 6: EAGLE FARM 160 YEARS RACEDAY QTIS Three-Year-Old**  
**BENCHMARK 70 Handicap - 1300m**  
**02 July 2025 - 14:54**



Track Rating: Soft 5, Weather: Overcast, Rail Position: +9m Entire

Section						200m			Last 600m
Field Times						0:12.84 (0:12.84)			0:36.40
Rank	TAB	Horse/Jockey	Barrier	Top Speed [km/h]	Fastest Section	Margin		Distance Travelled [m]	
1	4	FACUNDO	2	67.0	0:07.89	0:12.73 [2]	1:17.75	0:35.94	
		Cody Collis		1200m	Overall	(0:12.73)			
2	6	ZHENG YOU	7	66.7	0:07.39	0:12.79 [3]	0.54L	0:36.40	+3
		Montanna Savva		1200m	Overall	(0:12.79)			
3	1	ESTRONDO	5	66.8	0:07.55	0:13.07 [1]	1.37L	0:36.63	-3
		Angela Jones		1200m	Overall	(0:13.07)			
4	3	HEAVENLY IMPACT	3	66.5	0:08.03	0:12.97 [4]	3.78L	0:36.23	+1
		Justin Huxtable		1200m	Overall	(0:12.97)			
5	9	FIREFORCE	6	66.4	0:08.12	0:12.78 [6]	3.89L	0:35.94	+1
		Mark Du Plessis		1200m	Overall	(0:12.78)			
6	10	NOVEMBER SUN	4	66.8	0:08.08	0:13.20 [7]	6.49L	0:36.64	-2
		Jake Bayliss		1200m	Overall	(0:13.20)			
7	5	RUN LUCY RUN	1	66.5	0:07.54	0:13.47 [5]	6.86L	0:37.17	-2
		Damien Thornton		1200m	Overall	(0:13.47)			

Scratched: Valencia Roc (#12), Hello Lovely (#11), Noble Decree (#2), Victory Flame (#7), Dashing Basics (#8)



Horse/Jockey Name	Facundo
Final Rank	1
Fastest Section Time (Section)	0:07.89 (Overall)
Top Speed [km/h] (Section)	67.0 (1200m)
Race State	Finished

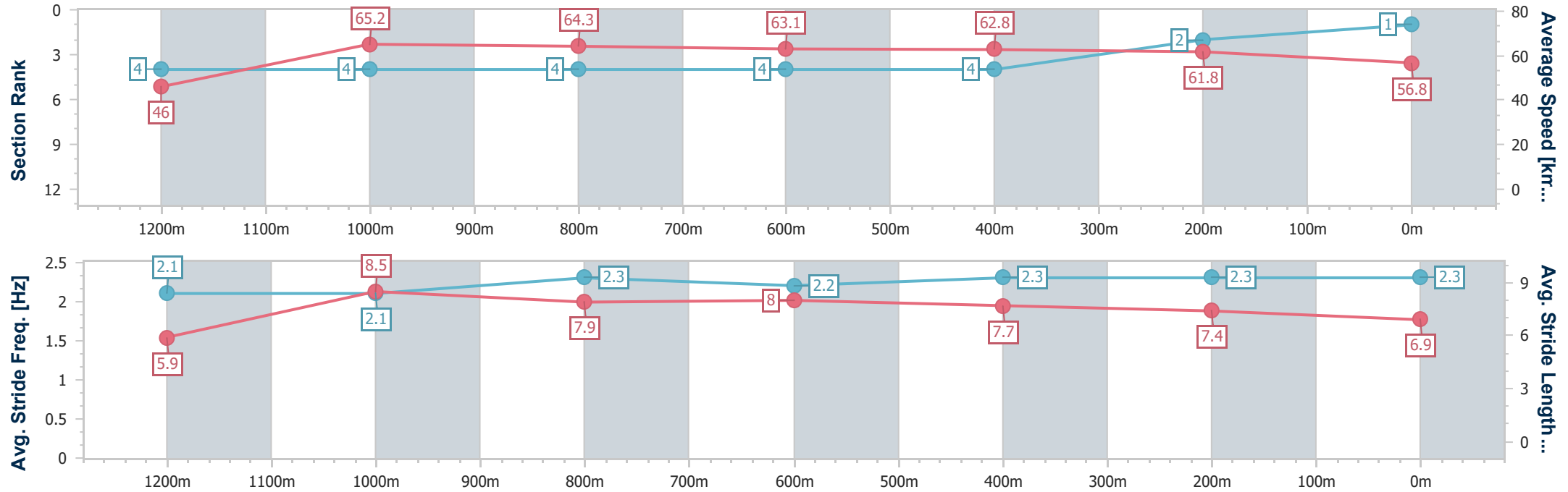


Eagle FarmProfessional  
Race 6: EAGLE FARM 160 YEARS RACEDAY QTIS Three-Year-  
Old BENCHMARK 70 Handicap - 1300m  
02 July 2025 - 14:54  
Track Rating: Soft 5, Weather: Overcast, Rail Position: +9m Entire



BRISBANE  
RACING CLUB

Section	Overall	1200m	1000m	800m	600m	400m	200m						
Section Times	1:17.75 [1] (0:07.89)	1:09.86 [4] (0:11.09)	0:58.77 [4] (0:11.28)	0:47.49 [4] (0:11.55)	0:35.94 [4] (0:11.61)	0:24.33 [4] (0:11.60)	0:12.73 [2] (0:12.73)						
Average Speed [km/h]	46.0	65.2	64.3	63.1	62.8	61.8	56.8						
Top Speed [km/h]	63.2	67.0	65.7	63.6	63.8	64.4	59.4						
Avg. Dist. to Rail [m]	7.2	3.0	2.2	2.6	2.0	2.1	2.1						
Avg. Stride Freq. [Hz]	2.1	2.1	2.3	2.2	2.3	2.3	2.3						
Avg. Stride Length [m]	5.9	8.5	7.9	8.0	7.7	7.4	6.9						







Horse/Jockey Name	Zheng You
Final Rank	2
Fastest Section Time (Section)	0:07.39 (Overall)
Top Speed [km/h] (Section)	66.7 (1200m)
Race State	Finished

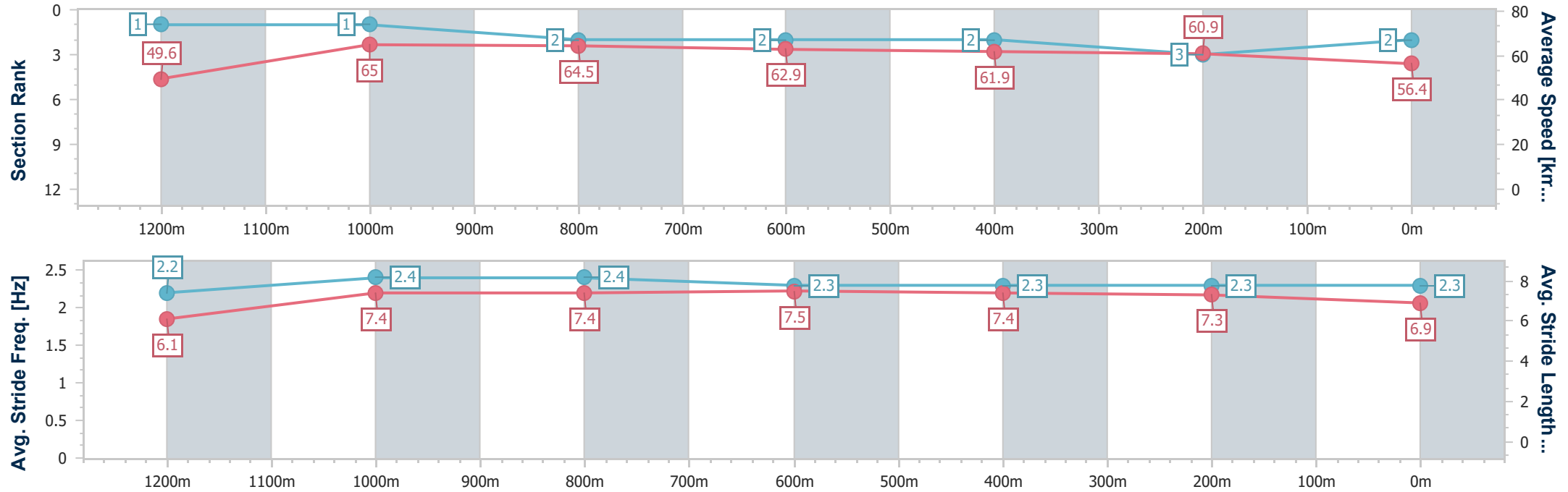


Eagle Farm Professional  
Race 6: EAGLE FARM 160 YEARS RACEDAY QTIS Three-Year-  
Old BENCHMARK 70 Handicap - 1300m  
02 July 2025 - 14:54  
Track Rating: Soft 5, Weather: Overcast, Rail Position: +9m Entire



BRISBANE  
RACING CLUB

Section	Overall	1200m	1000m	800m	600m	400m	200m						
Section Times	1:17.84 [2] (0:07.39)	1:10.45 [1] (0:11.09)	0:59.36 [1] (0:11.35)	0:48.01 [2] (0:11.61)	0:36.40 [2] (0:11.77)	0:24.63 [2] (0:11.84)	0:12.79 [3] (0:12.79)						
Average Speed [km/h]	49.6	65.0	64.5	62.9	61.9	60.9	56.4						
Top Speed [km/h]	64.7	66.7	65.5	63.6	62.3	62.2	58.9						
Avg. Dist. to Rail [m]	11.9	4.5	3.3	3.1	2.6	2.3	2.1						
Avg. Stride Freq. [Hz]	2.2	2.4	2.4	2.3	2.3	2.3	2.3						
Avg. Stride Length [m]	6.1	7.4	7.4	7.5	7.4	7.3	6.9						





Horse/Jockey Name	Estrondo
Final Rank	3
Fastest Section Time (Section)	0:07.55 (Overall)
Top Speed [km/h] (Section)	66.8 (1200m)
Race State	Finished

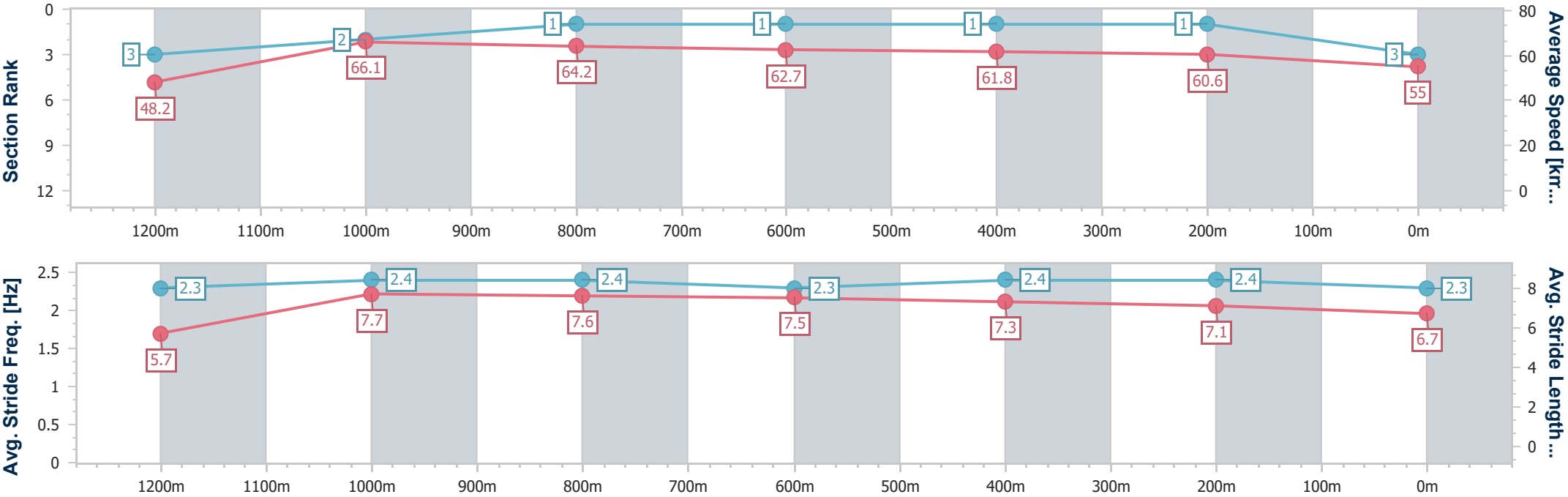


Eagle Farm Professional  
Race 6: EAGLE FARM 160 YEARS RACEDAY QTIS Three-Year-  
Old BENCHMARK 70 Handicap - 1300m  
02 July 2025 - 14:54  
Track Rating: Soft 5, Weather: Overcast, Rail Position: +9m Entire



BRISBANE  
RACING CLUB

Section	Overall	1200m	1000m	800m	600m	400m	200m						
Section Times	1:17.98 [3] (0:07.55)	1:10.43 [3] (0:10.95)	0:59.48 [2] (0:11.33)	0:48.15 [1] (0:11.52)	0:36.63 [1] (0:11.70)	0:24.93 [1] (0:11.86)	0:13.07 [1] (0:13.07)						
Average Speed [km/h]	48.2	66.1	64.2	62.7	61.8	60.6	55.0						
Top Speed [km/h]	64.4	66.8	66.2	63.6	62.6	62.3	58.1						
Avg. Dist. to Rail [m]	10.3	4.0	2.1	1.2	0.5	0.5	0.6						
Avg. Stride Freq. [Hz]	2.3	2.4	2.4	2.3	2.4	2.4	2.3						
Avg. Stride Length [m]	5.7	7.7	7.6	7.5	7.3	7.1	6.7						





Horse/Jockey Name	Heavenly Impact
Final Rank	4
Fastest Section Time (Section)	0:08.03 (Overall)
Top Speed [km/h] (Section)	66.5 (1200m)
Race State	Finished

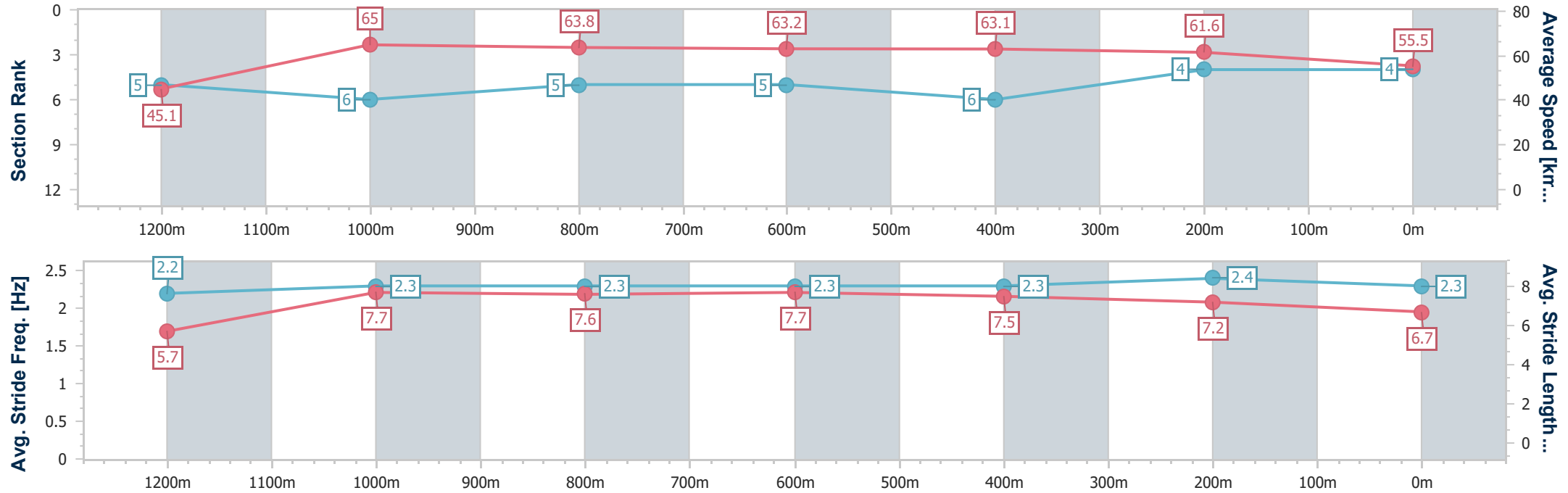


Eagle Farm Professional  
Race 6: EAGLE FARM 160 YEARS RACEDAY QTIS Three-Year-  
Old BENCHMARK 70 Handicap - 1300m  
02 July 2025 - 14:54  
Track Rating: Soft 5, Weather: Overcast, Rail Position: +9m Entire



BRISBANE  
RACING CLUB

Section	Overall	1200m	1000m	800m	600m	400m	200m						
Section Times	1:18.39 [4] (0:08.03)	1:10.36 [5] (0:11.14)	0:59.22 [6] (0:11.40)	0:47.82 [5] (0:11.59)	0:36.23 [5] (0:11.54)	0:24.69 [6] (0:11.72)	0:12.97 [4] (0:12.97)						
Average Speed [km/h]	45.1	65.0	63.8	63.2	63.1	61.6	55.5						
Top Speed [km/h]	62.1	66.5	65.6	64.3	64.8	64.8	58.0						
Avg. Dist. to Rail [m]	7.7	2.7	2.8	3.0	2.7	4.7	3.4						
Avg. Stride Freq. [Hz]	2.2	2.3	2.3	2.3	2.3	2.4	2.3						
Avg. Stride Length [m]	5.7	7.7	7.6	7.7	7.5	7.2	6.7						





Horse/Jockey Name	Fireforce
Final Rank	5
Fastest Section Time (Section)	0:08.12 (Overall)
Top Speed [km/h] (Section)	66.4 (1200m)
Race State	Finished

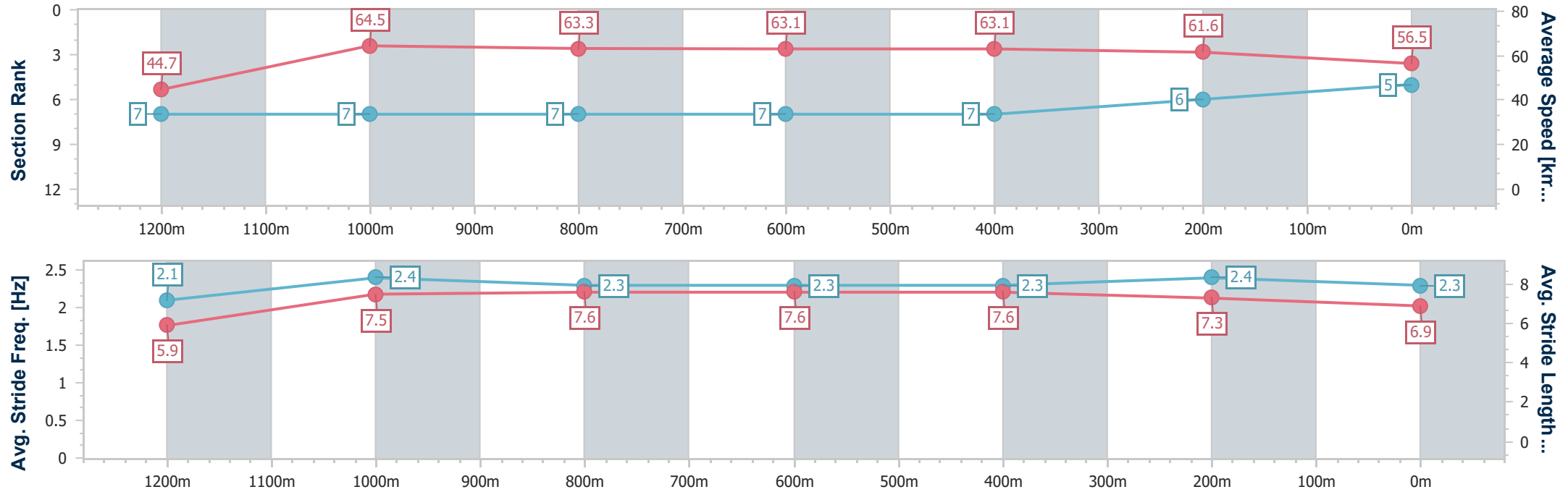


Eagle Farm Professional  
Race 6: EAGLE FARM 160 YEARS RACEDAY QTIS Three-Year-  
Old BENCHMARK 70 Handicap - 1300m  
02 July 2025 - 14:54  
Track Rating: Soft 5, Weather: Overcast, Rail Position: +9m Entire



BRISBANE  
RACING CLUB

Section	Overall	1200m	1000m	800m	600m	400m	200m						
Section Times	1:18.41 [5] (0:08.12)	1:10.29 [7] (0:11.22)	0:59.07 [7] (0:11.54)	0:47.53 [7] (0:11.59)	0:35.94 [7] (0:11.46)	0:24.48 [7] (0:11.70)	0:12.78 [6] (0:12.78)						
Average Speed [km/h]	44.7	64.5	63.3	63.1	63.1	61.6	56.5						
Top Speed [km/h]	60.3	66.4	64.5	64.0	64.9	64.4	59.3						
Avg. Dist. to Rail [m]	10.4	3.0	3.4	2.9	1.8	5.0	4.7						
Avg. Stride Freq. [Hz]	2.1	2.4	2.3	2.3	2.3	2.4	2.3						
Avg. Stride Length [m]	5.9	7.5	7.6	7.6	7.6	7.3	6.9						





Horse/Jockey Name	November Sun
Final Rank	6
Fastest Section Time (Section)	0:08.08 (Overall)
Top Speed [km/h] (Section)	66.8 (1200m)
Race State	Finished

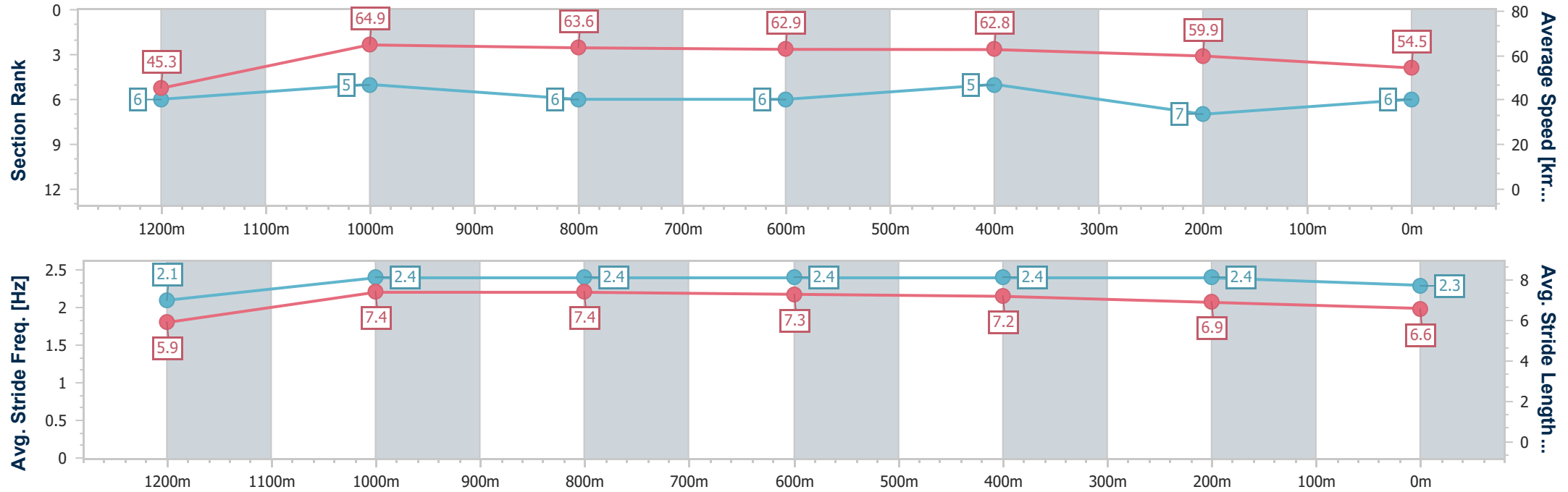


Eagle Farm Professional  
Race 6: EAGLE FARM 160 YEARS RACEDAY QTIS Three-Year-  
Old BENCHMARK 70 Handicap - 1300m  
02 July 2025 - 14:54  
Track Rating: Soft 5, Weather: Overcast, Rail Position: +9m Entire



BRISBANE  
RACING CLUB

Section	Overall	1200m	1000m	800m	600m	400m	200m						
Section Times	1:18.85 [6] (0:08.08)	1:10.77 [6] (0:11.09)	0:59.68 [5] (0:11.47)	0:48.21 [6] (0:11.57)	0:36.64 [6] (0:11.46)	0:25.18 [5] (0:11.98)	0:13.20 [7] (0:13.20)						
Average Speed [km/h]	45.3	64.9	63.6	62.9	62.8	59.9	54.5						
Top Speed [km/h]	60.5	66.8	65.1	63.9	63.9	62.3	57.9						
Avg. Dist. to Rail [m]	9.3	2.8	2.9	1.5	0.4	1.1	1.6						
Avg. Stride Freq. [Hz]	2.1	2.4	2.4	2.4	2.4	2.4	2.3						
Avg. Stride Length [m]	5.9	7.4	7.4	7.3	7.2	6.9	6.6						





Horse/Jockey Name	Run Lucy Run
Final Rank	7
Fastest Section Time (Section)	0:07.54 (Overall)
Top Speed [km/h] (Section)	66.5 (1200m)
Race State	Finished

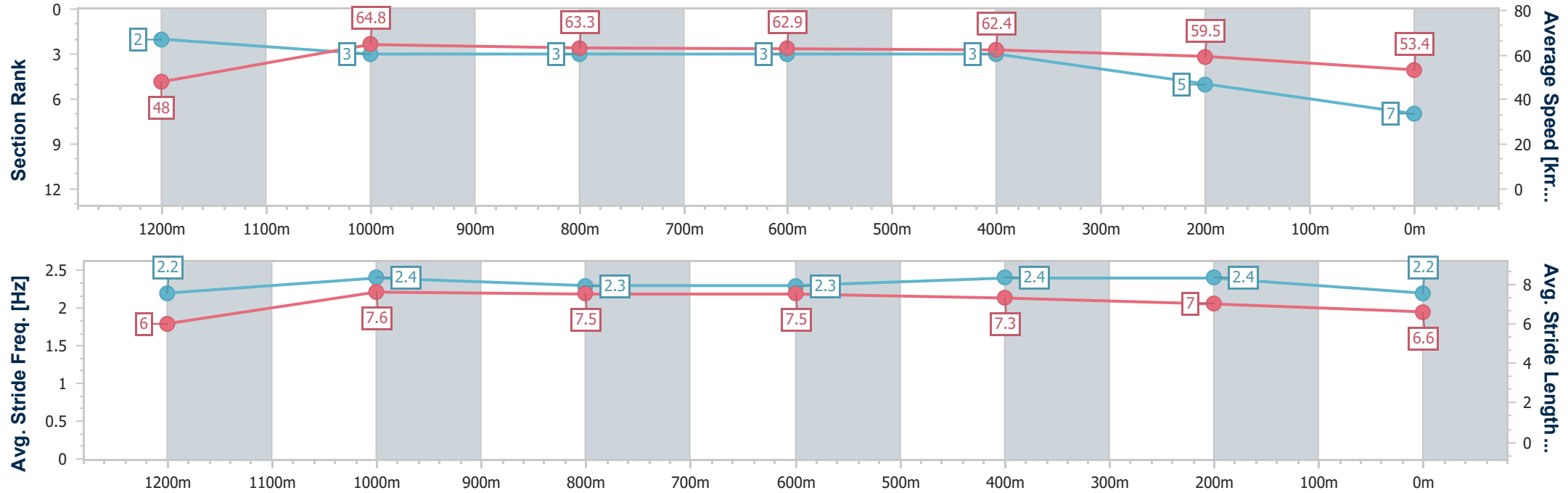


Eagle FarmProfessional  
Race 6: EAGLE FARM 160 YEARS RACEDAY QTIS Three-Year-  
Old BENCHMARK 70 Handicap - 1300m  
02 July 2025 - 14:54  
Track Rating: Soft 5, Weather: Overcast, Rail Position: +9m Entire



BRISBANE  
RACING CLUB

Section	Overall	1200m	1000m	800m	600m	400m	200m						
Section Times	1:18.91 [7] (0:07.54)	1:11.37 [2] (0:11.14)	1:00.23 [3] (0:11.49)	0:48.74 [3] (0:11.57)	0:37.17 [3] (0:11.59)	0:25.58 [3] (0:12.11)	0:13.47 [5] (0:13.47)						
Average Speed [km/h]	48.0	64.8	63.3	62.9	62.4	59.5	53.4						
Top Speed [km/h]	62.6	66.5	64.4	64.1	63.6	63.5	56.4						
Avg. Dist. to Rail [m]	6.6	2.1	2.7	2.0	1.0	0.6	1.0						
Avg. Stride Freq. [Hz]	2.2	2.4	2.3	2.3	2.4	2.4	2.2						
Avg. Stride Length [m]	6.0	7.6	7.5	7.5	7.3	7.0	6.6						





# Eagle FarmProfessional

## Race 7: XXXX GOLD Class 5 Handicap - 1200m

02 July 2025 - 15:28



BRISBANE  
RACING CLUB

Track Rating: Soft 5, Weather: Overcast, Rail Position: +9m Entire

Section						Overall	1000m	800m	600m	400m	200m	Last 600m		
Field Times						1:11.43 (0:13.67)	0:57.76 (0:11.05)	0:46.71 (0:11.22)	0:35.49 (0:11.19)	0:24.30 (0:11.49)	0:12.81 (0:12.81)	0:35.49		
Rank	TAB	Horse/Jockey	Barrier	Top Speed [km/h]	Fastest Section							Margin	Distance Travelled [m]	
1	5	GIVE GIGGLES	3	67.0	0:11.03	1:11.43 [1]	0:57.74 [2]	0:46.71 [1]	0:35.48 [2]	0:24.26 [2]	0:12.76 [2]	1:11.43	0:35.48	
		Angela Jones		1000m	1000m	(0:13.69)	(0:11.03)	(0:11.23)	(0:11.22)	(0:11.50)	(0:12.76)			
2	8	LADY WARDELL	7	67.2	0:11.13	1:11.62 [2]	0:57.95 [1]	0:46.82 [2]	0:35.68 [1]	0:24.49 [1]	0:13.00 [1]	1.12L	0:35.68	+1
		Tahlia Fenlon		1000m	1000m	(0:13.67)	(0:11.13)	(0:11.14)	(0:11.19)	(0:11.49)	(0:13.00)			
3	1	WEIGALL TIGER	2	66.3	0:11.15	1:11.73 [3]	0:57.83 [3]	0:46.64 [4]	0:35.49 [4]	0:24.31 [3]	0:12.79 [3]	1.74L	0:35.49	-6
		Mark Du Plessis		1000m	800m	(0:13.90)	(0:11.19)	(0:11.15)	(0:11.18)	(0:11.52)	(0:12.79)			
4	10	BINDI'S CHOICE	1	67.7	0:11.02	1:11.87 [4]	0:57.60 [5]	0:46.34 [5]	0:35.25 [5]	0:24.23 [5]	0:12.74 [5]	2.58L	0:35.25	+0
		Emily Lang		600m	600m	(0:14.27)	(0:11.26)	(0:11.09)	(0:11.02)	(0:11.49)	(0:12.74)			
5	6	MILTON ROAD	5	67.1	0:11.10	1:12.22 [5]	0:58.27 [4]	0:47.17 [3]	0:36.00 [3]	0:24.79 [4]	0:13.26 [4]	4.62L	0:36.00	+1
		Damien Thornton		1000m	1000m	(0:13.95)	(0:11.10)	(0:11.17)	(0:11.21)	(0:11.53)	(0:13.26)			
6	11	BALTRAY	4	67.3	0:11.03	1:12.36 [6]	0:58.03 [6]	0:46.80 [6]	0:35.70 [6]	0:24.67 [6]	0:13.02 [6]	5.45L	0:35.70	+1
		Cobi Vitler		600m	600m	(0:14.33)	(0:11.23)	(0:11.10)	(0:11.03)	(0:11.65)	(0:13.02)			
7	9	THE KEWESS	6	68.0	0:10.81	1:12.71 [7]	0:58.07 [8]	0:46.87 [8]	0:35.66 [8]	0:24.85 [7]	0:13.19 [7]	7.54L	0:35.66	-3
		Jake Bayliss		600m	600m	(0:14.64)	(0:11.20)	(0:11.21)	(0:10.81)	(0:11.66)	(0:13.19)			
8	3	VOLCANIC LOVE	8	67.4	0:11.05	1:12.76 [8]	0:58.24 [7]	0:46.98 [7]	0:35.93 [7]	0:24.68 [8]	0:12.90 [8]	7.8L	0:35.93	+3
		Bailey Wheeler		800m	800m	(0:14.52)	(0:11.26)	(0:11.05)	(0:11.25)	(0:11.78)	(0:12.90)			

Scratched: Zoumeteor (#4), Caspernova (#2), Patino Ruby (#7)



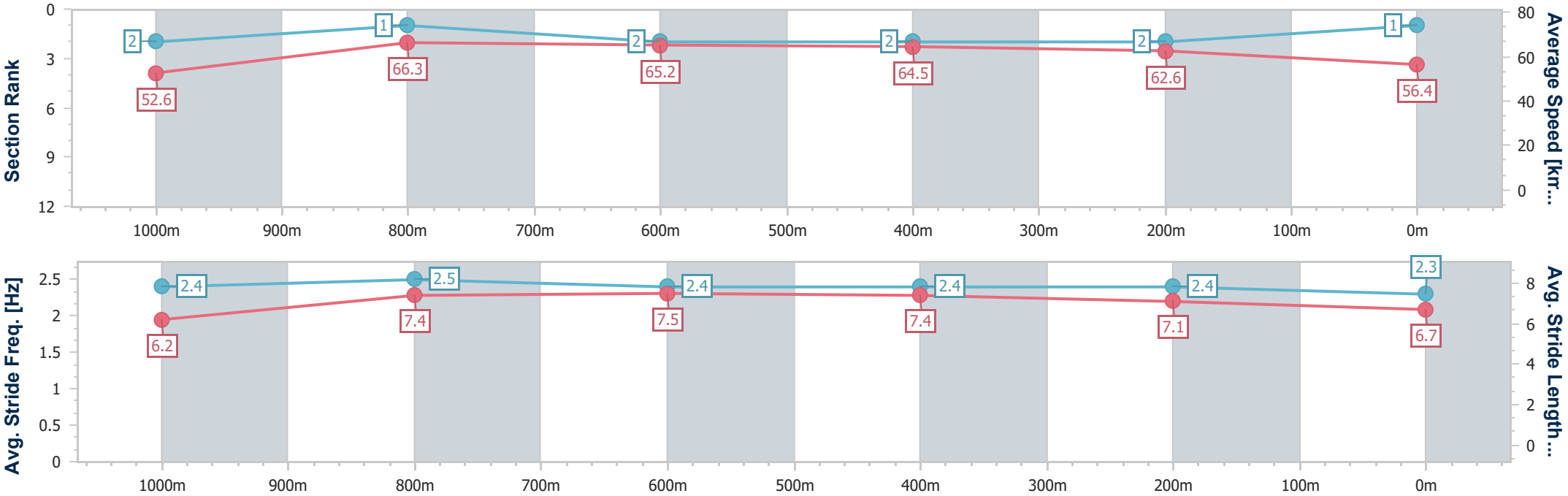
Horse/Jockey Name	Give Giggles
Final Rank	1
Fastest Section Time (Section)	0:11.03 (1000m)
Top Speed [km/h] (Section)	67.0 (1000m)
Race State	Finished



Eagle FarmProfessional  
Race 7: XXXX GOLD Class 5 Handicap - 1200m  
02 July 2025 - 15:28  
Track Rating: Soft 5, Weather: Overcast, Rail Position: +9m Entire



Section	Overall	1000m	800m	600m	400m	200m								
Section Times	1:11.43 [1] (0:13.69)	0:57.74 [2] (0:11.03)	0:46.71 [1] (0:11.23)	0:35.48 [2] (0:11.22)	0:24.26 [2] (0:11.50)	0:12.76 [2] (0:12.76)								
Average Speed [km/h]	52.6	66.3	65.2	64.5	62.6	56.4								
Top Speed [km/h]	66.2	67.0	66.1	65.0	64.7	59.7								
Avg. Dist. to Rail [m]	2.5	3.2	3.2	1.6	0.6	0.8								
Avg. Stride Freq. [Hz]	2.4	2.5	2.4	2.4	2.4	2.3								
Avg. Stride Length [m]	6.2	7.4	7.5	7.4	7.1	6.7								







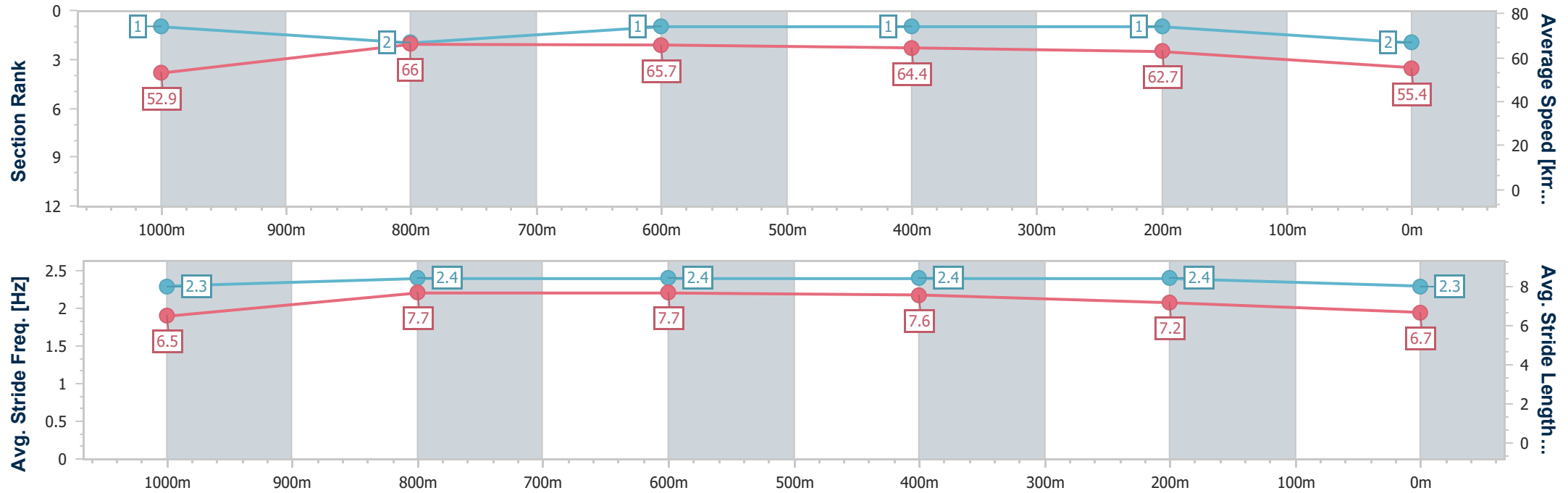
Horse/Jockey Name	Lady Wardell
Final Rank	2
Fastest Section Time (Section)	0:11.13 (1000m)
Top Speed [km/h] (Section)	67.2 (1000m)
Race State	Finished



Eagle FarmProfessional  
Race 7: XXXX GOLD Class 5 Handicap - 1200m  
02 July 2025 - 15:28  
Track Rating: Soft 5, Weather: Overcast, Rail Position: +9m Entire



Section	Overall	1000m	800m	600m	400m	200m							
Section Times	1:11.62 [2] (0:13.67)	0:57.95 [1] (0:11.13)	0:46.82 [2] (0:11.14)	0:35.68 [1] (0:11.19)	0:24.49 [1] (0:11.49)	0:13.00 [1] (0:13.00)							
Average Speed [km/h]	52.9	66.0	65.7	64.4	62.7	55.4							
Top Speed [km/h]	65.6	67.2	66.9	65.4	64.4	59.7							
Avg. Dist. to Rail [m]	5.3	4.5	3.4	0.8	0.7	1.3							
Avg. Stride Freq. [Hz]	2.3	2.4	2.4	2.4	2.4	2.3							
Avg. Stride Length [m]	6.5	7.7	7.7	7.6	7.2	6.7							





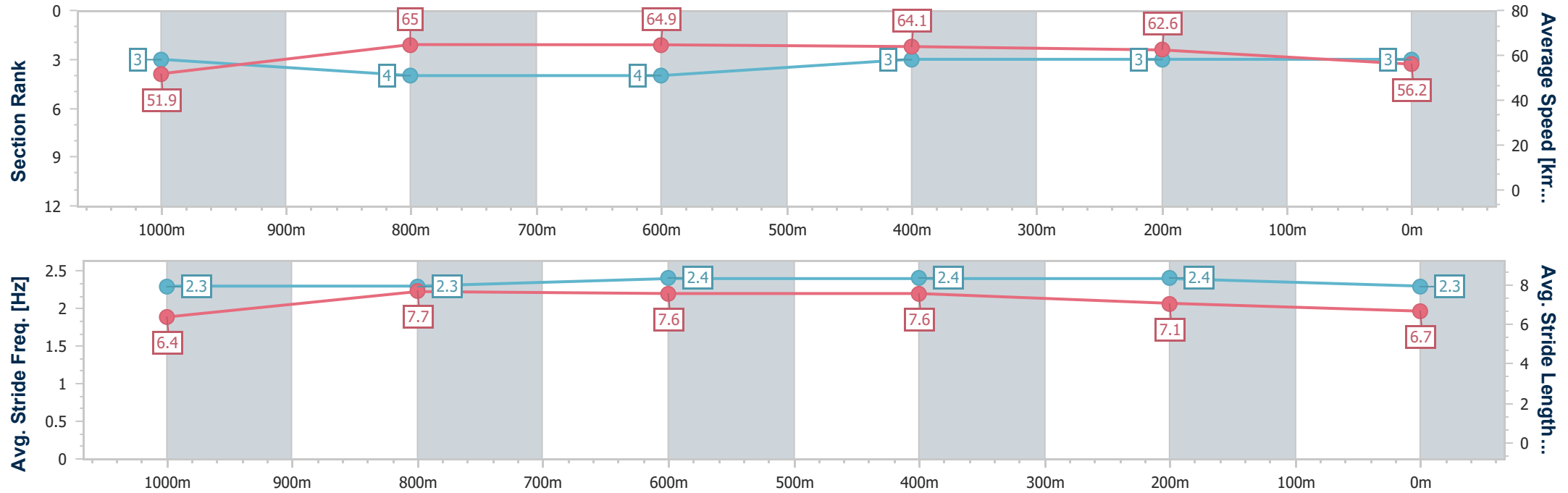
Horse/Jockey Name	Weigall Tiger
Final Rank	3
Fastest Section Time (Section)	0:11.15 (800m)
Top Speed [km/h] (Section)	66.3 (1000m)
Race State	Finished



Eagle FarmProfessional  
Race 7: XXXX GOLD Class 5 Handicap - 1200m  
02 July 2025 - 15:28  
Track Rating: Soft 5, Weather: Overcast, Rail Position: +9m Entire



Section	Overall	1000m	800m	600m	400m	200m							
Section Times	1:11.73 [3] (0:13.90)	0:57.83 [3] (0:11.19)	0:46.64 [4] (0:11.15)	0:35.49 [4] (0:11.18)	0:24.31 [3] (0:11.52)	0:12.79 [3] (0:12.79)							
Average Speed [km/h]	51.9	65.0	64.9	64.1	62.6	56.2							
Top Speed [km/h]	65.1	66.3	65.4	65.7	64.5	60.2							
Avg. Dist. to Rail [m]	1.7	1.7	0.9	0.4	1.6	2.4							
Avg. Stride Freq. [Hz]	2.3	2.3	2.4	2.4	2.4	2.3							
Avg. Stride Length [m]	6.4	7.7	7.6	7.6	7.1	6.7							





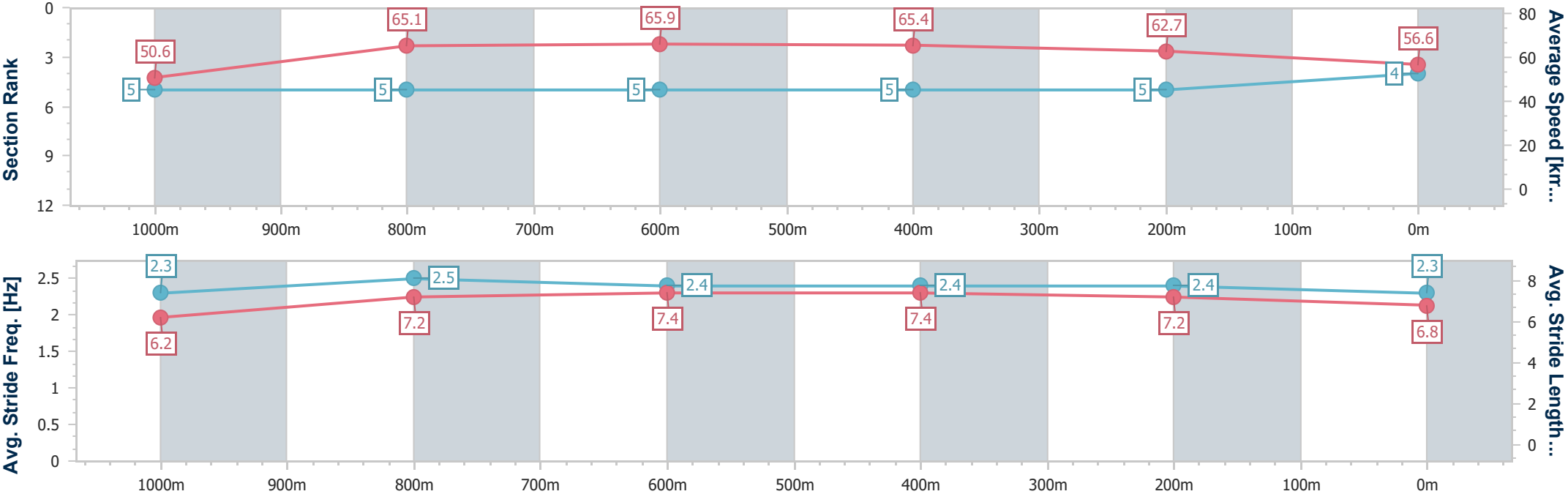
Horse/Jockey Name	Bindi's Choice
Final Rank	4
Fastest Section Time (Section)	0:11.02 (600m)
Top Speed [km/h] (Section)	67.7 (600m)
Race State	Finished



Eagle FarmProfessional  
Race 7: XXXX GOLD Class 5 Handicap - 1200m  
02 July 2025 - 15:28  
Track Rating: Soft 5, Weather: Overcast, Rail Position: +9m Entire



Section	Overall	1000m	800m	600m	400m	200m							
Section Times	1:11.87 [4] (0:14.27)	0:57.60 [5] (0:11.26)	0:46.34 [5] (0:11.09)	0:35.25 [5] (0:11.02)	0:24.23 [5] (0:11.49)	0:12.74 [5] (0:12.74)							
Average Speed [km/h]	50.6	65.1	65.9	65.4	62.7	56.6							
Top Speed [km/h]	65.5	66.8	67.3	67.7	65.1	60.1							
Avg. Dist. to Rail [m]	1.0	3.5	3.4	0.8	0.5	0.7							
Avg. Stride Freq. [Hz]	2.3	2.5	2.4	2.4	2.4	2.3							
Avg. Stride Length [m]	6.2	7.2	7.4	7.4	7.2	6.8							





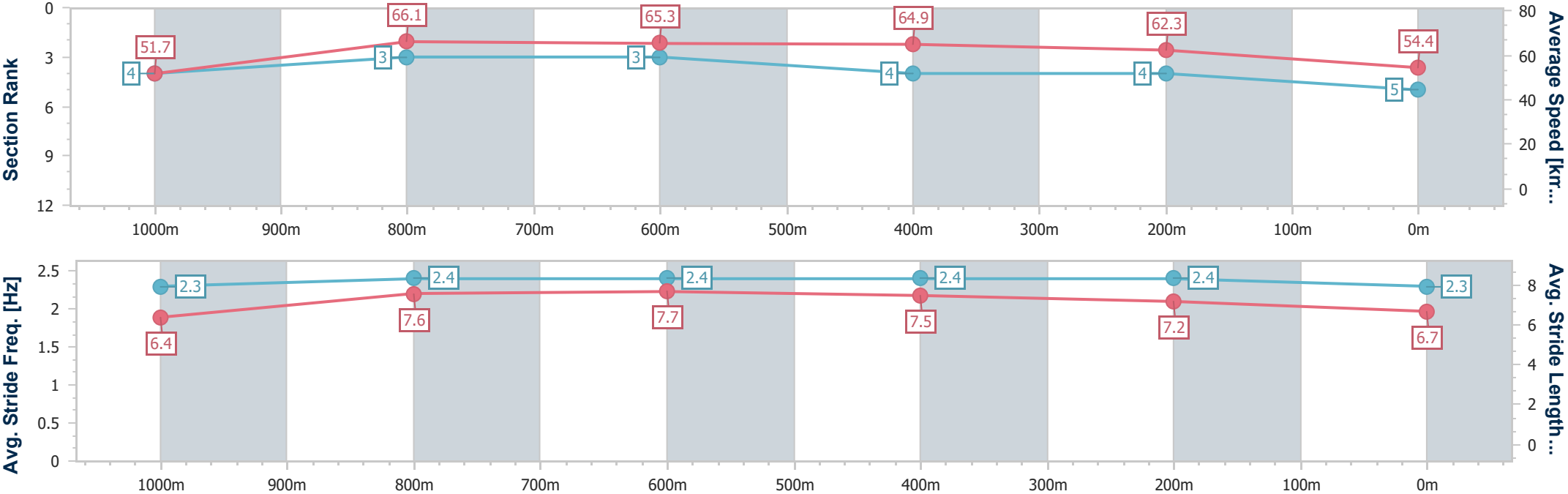
Horse/Jockey Name	Milton Road
Final Rank	5
Fastest Section Time (Section)	0:11.10 (1000m)
Top Speed [km/h] (Section)	67.1 (1000m)
Race State	Finished



Eagle FarmProfessional  
Race 7: XXXX GOLD Class 5 Handicap - 1200m  
02 July 2025 - 15:28  
Track Rating: Soft 5, Weather: Overcast, Rail Position: +9m Entire



Section	Overall	1000m	800m	600m	400m	200m							
Section Times	1:12.22 [5] (0:13.95)	0:58.27 [4] (0:11.10)	0:47.17 [3] (0:11.17)	0:36.00 [3] (0:11.21)	0:24.79 [4] (0:11.53)	0:13.26 [4] (0:13.26)							
Average Speed [km/h]	51.7	66.1	65.3	64.9	62.3	54.4							
Top Speed [km/h]	64.5	67.1	65.9	66.5	65.3	59.0							
Avg. Dist. to Rail [m]	3.7	3.9	3.2	1.9	3.3	4.1							
Avg. Stride Freq. [Hz]	2.3	2.4	2.4	2.4	2.4	2.3							
Avg. Stride Length [m]	6.4	7.6	7.7	7.5	7.2	6.7							





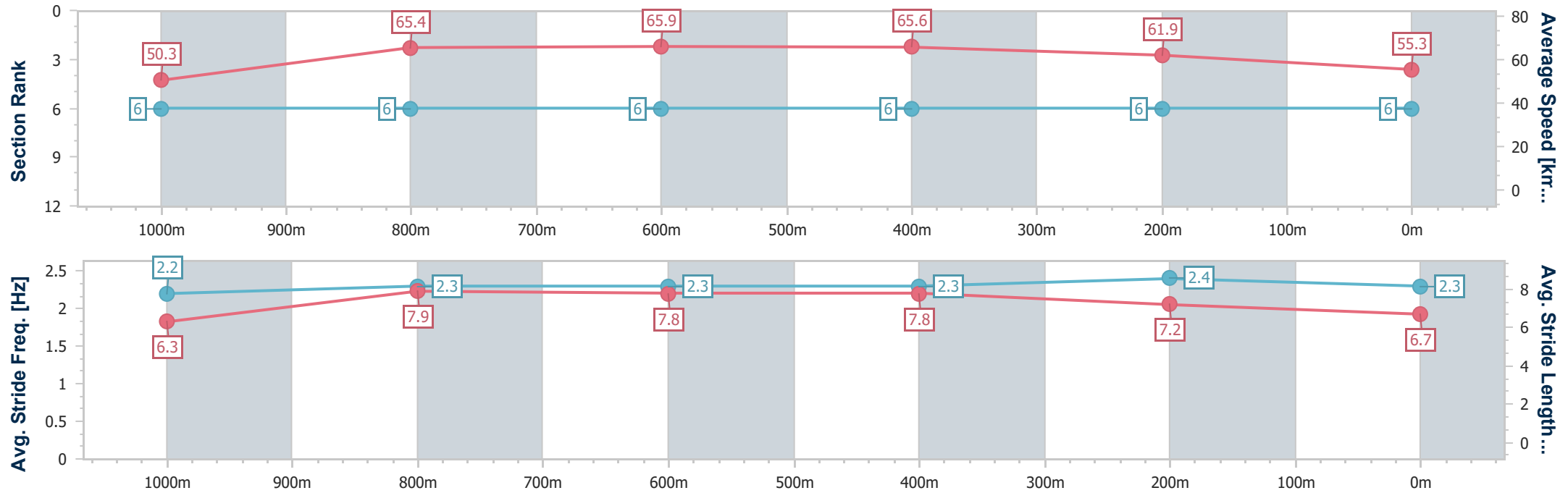
Horse/Jockey Name	Baltray
Final Rank	6
Fastest Section Time (Section)	0:11.03 (600m)
Top Speed [km/h] (Section)	67.3 (600m)
Race State	Finished



Eagle FarmProfessional  
Race 7: XXXX GOLD Class 5 Handicap - 1200m  
02 July 2025 - 15:28  
Track Rating: Soft 5, Weather: Overcast, Rail Position: +9m Entire



Section	Overall	1000m	800m	600m	400m	200m							
Section Times	1:12.36 [6] (0:14.33)	0:58.03 [6] (0:11.23)	0:46.80 [6] (0:11.10)	0:35.70 [6] (0:11.03)	0:24.67 [6] (0:11.65)	0:13.02 [6] (0:13.02)							
Average Speed [km/h]	50.3	65.4	65.9	65.6	61.9	55.3							
Top Speed [km/h]	63.1	66.2	66.5	67.3	63.7	59.3							
Avg. Dist. to Rail [m]	3.1	3.9	3.5	1.9	3.9	4.0							
Avg. Stride Freq. [Hz]	2.2	2.3	2.3	2.3	2.4	2.3							
Avg. Stride Length [m]	6.3	7.9	7.8	7.8	7.2	6.7							



[ ] Ranking at each section and finish  
-.-.- No data available at this section  
NA No data available



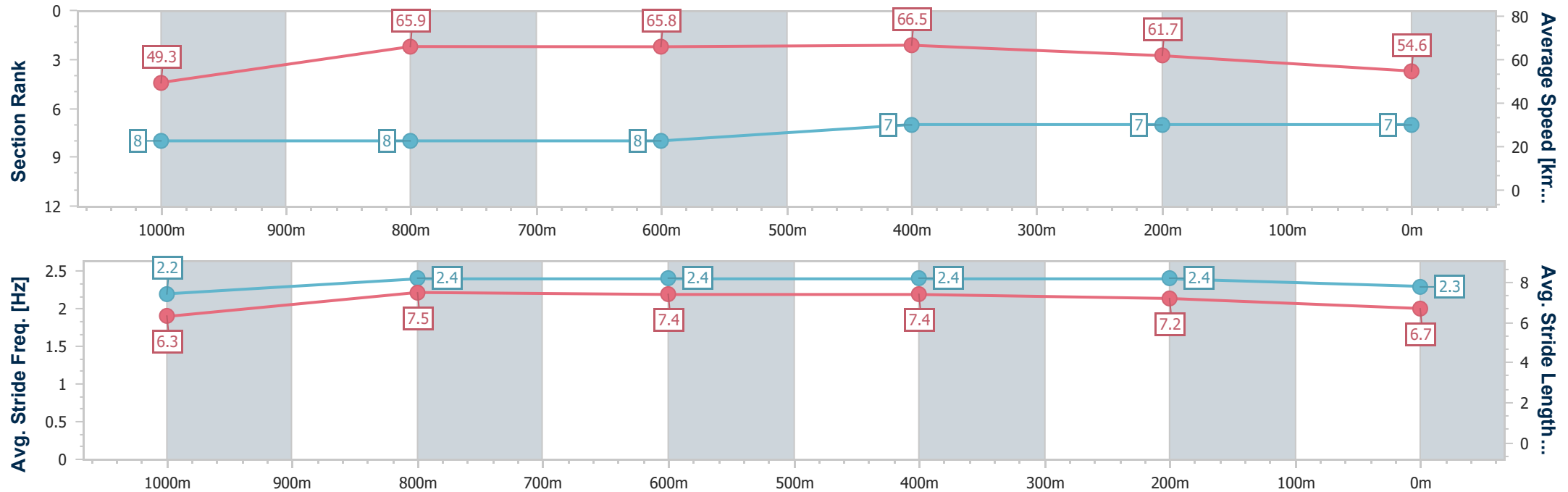
Horse/Jockey Name	The Kewess
Final Rank	7
Fastest Section Time (Section)	0:10.81 (600m)
Top Speed [km/h] (Section)	68.0 (600m)
Race State	Finished



Eagle FarmProfessional  
Race 7: XXXX GOLD Class 5 Handicap - 1200m  
02 July 2025 - 15:28  
Track Rating: Soft 5, Weather: Overcast, Rail Position: +9m Entire



Section	Overall	1000m	800m	600m	400m	200m							
Section Times	1:12.71 [7] (0:14.64)	0:58.07 [8] (0:11.20)	0:46.87 [8] (0:11.21)	0:35.66 [8] (0:10.81)	0:24.85 [7] (0:11.66)	0:13.19 [7] (0:13.19)							
Average Speed [km/h]	49.3	65.9	65.8	66.5	61.7	54.6							
Top Speed [km/h]	65.3	66.5	66.4	68.0	63.6	57.9							
Avg. Dist. to Rail [m]	5.5	3.5	3.9	1.1	3.5	5.5							
Avg. Stride Freq. [Hz]	2.2	2.4	2.4	2.4	2.4	2.3							
Avg. Stride Length [m]	6.3	7.5	7.4	7.4	7.2	6.7							





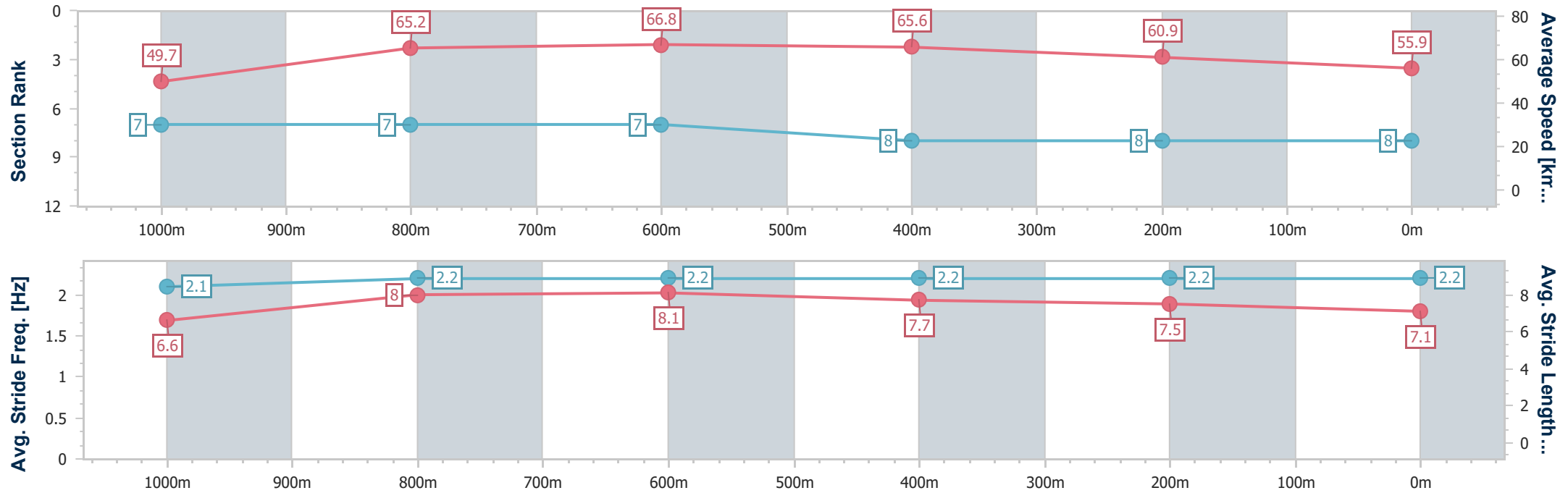
Horse/Jockey Name	Volcanic Love
Final Rank	8
Fastest Section Time (Section)	0:11.05 (800m)
Top Speed [km/h] (Section)	67.4 (800m)
Race State	Finished



Eagle FarmProfessional  
Race 7: XXXX GOLD Class 5 Handicap - 1200m  
02 July 2025 - 15:28  
Track Rating: Soft 5, Weather: Overcast, Rail Position: +9m Entire



Section	Overall	1000m	800m	600m	400m	200m							
Section Times	1:12.76 [8] (0:14.52)	0:58.24 [7] (0:11.26)	0:46.98 [7] (0:11.05)	0:35.93 [7] (0:11.25)	0:24.68 [8] (0:11.78)	0:12.90 [8] (0:12.90)							
Average Speed [km/h]	49.7	65.2	66.8	65.6	60.9	55.9							
Top Speed [km/h]	64.2	65.4	67.4	66.9	64.6	58.2							
Avg. Dist. to Rail [m]	5.1	4.2	3.6	4.1	8.2	8.0							
Avg. Stride Freq. [Hz]	2.1	2.2	2.2	2.2	2.2	2.2							
Avg. Stride Length [m]	6.6	8.0	8.1	7.7	7.5	7.1							





# Eagle Farm Professional

## Race 8: SKY RACING BENCHMARK 68 Handicap - 1600m

02 July 2025 - 16:03



BRISBANE  
RACING CLUB

Track Rating: Soft 5, Weather: Overcast, Rail Position: +9m Entire

Section						Overall	1400m	1200m	1000m	800m	600m	400m	Last 600m		
Field Times						1:36.86 (0:13.81)	1:23.05 (0:10.97)	1:12.08 (0:11.30)	1:00.78 (0:11.75)	0:49.03 (0:12.17)	0:36.86 (0:11.90)	0:24.96 (0:12.19)	0:36.86		
Rank	TAB	Horse/Jockey	Barrier	Top Speed [km/h]	Fastest Section									Distance Travelled [m]	
1	14	SAVANNAH GANGSTER	1	64.5	0:11.26	1:36.86 [1]	1:22.63 [9]	1:11.37 [9]	0:59.97 [9]	0:48.24 [9]	0:36.18 [9]	0:24.37 [10]	0:36.18		
		Jake Bayliss		1400m	1400m	(0:14.23)	(0:11.26)	(0:11.40)	(0:11.73)	(0:12.06)	(0:11.81)	(0:11.81)			
2	6	ROCK HARD LOVE	12	65.1	0:11.25	1:37.03 [2]	1:22.55 [14]	1:11.30 [13]	0:59.84 [11]	0:48.18 [10]	0:36.29 [10]	0:24.58 [8]	0:36.29 +7		
		Cobi Vitler		1000m	1400m	(0:14.48)	(0:11.25)	(0:11.46)	(0:11.66)	(0:11.89)	(0:11.71)	(0:11.64)			
3	12	ZAHER	14	67.0	0:10.89	1:37.12 [3]	1:23.23 [4]	1:12.34 [1]	1:01.03 [2]	0:49.14 [2]	0:36.91 [2]	0:25.03 [2]	0:36.91 +8		
		Mark Du Plessis		1400m	1400m	(0:13.89)	(0:10.89)	(0:11.31)	(0:11.89)	(0:12.23)	(0:11.88)	(0:12.09)			
4	8	PATMOS ISLAND	3	65.7	0:11.03	1:37.12 [4]	1:23.26 [2]	1:12.23 [4]	1:00.89 [4]	0:49.07 [3]	0:36.84 [4]	0:24.99 [3]	0:36.84 -1		
		Justin Stanley		1400m	1400m	(0:13.86)	(0:11.03)	(0:11.34)	(0:11.82)	(0:12.23)	(0:11.85)	(0:12.05)			
5	5	RING BEARER	7	65.4	0:11.16	1:37.17 [5]	1:23.29 [3]	1:12.13 [5]	1:00.73 [5]	0:48.98 [5]	0:36.91 [3]	0:24.88 [5]	0:36.91 +1		
		Justin Huxtable		Overall	1400m	(0:13.88)	(0:11.16)	(0:11.40)	(0:11.75)	(0:12.07)	(0:12.03)	(0:12.09)			
6	7	BOONDOCKS	6	65.6	0:11.21	1:37.37 [6]	1:23.02 [12]	1:11.81 [10]	1:00.11 [13]	0:48.42 [11]	0:36.36 [12]	0:24.76 [11]	0:36.36 +5		
		Jag Guthmann-Chester		1400m	1400m	(0:14.35)	(0:11.21)	(0:11.70)	(0:11.69)	(0:12.06)	(0:11.60)	(0:11.98)			
7	17	RASHFORD	2	65.5	0:11.19	1:37.43 [7]	1:23.41 [6]	1:12.22 [7]	1:00.88 [6]	0:49.20 [6]	0:37.05 [6]	0:25.19 [4]	0:37.05 -3		
		Tahlia Fenlon		1400m	1400m	(0:14.02)	(0:11.19)	(0:11.34)	(0:11.68)	(0:12.15)	(0:11.86)	(0:12.04)			
8	16	THE IRISH	8	65.2	0:11.22	1:37.45 [8]	1:23.40 [8]	1:12.18 [8]	1:00.72 [8]	0:49.07 [7]	0:36.82 [8]	0:25.09 [7]	0:36.82 +3		
		Cody Collis		Overall	1400m	(0:14.05)	(0:11.22)	(0:11.46)	(0:11.65)	(0:12.25)	(0:11.73)	(0:12.10)			
9	22	NIPPA'S NIGHTCAP	4	65.2	0:11.36	1:37.48 [9]	1:23.20 [10]	1:11.84 [12]	1:00.06 [14]	0:48.33 [14]	0:36.56 [11]	0:24.84 [12]	0:36.56 -8		
		Angela Jones		1400m	1400m	(0:14.28)	(0:11.36)	(0:11.78)	(0:11.73)	(0:11.77)	(0:11.72)	(0:12.00)			
10	19	TEESANDCEES APPLY	5	65.1	0:11.28	1:37.66 [10]	1:23.19 [13]	1:11.91 [14]	1:00.41 [12]	0:48.66 [13]	0:36.50 [13]	0:24.72 [13]	0:36.50 -2		
		Robbie Dolan		1400m	1400m	(0:14.47)	(0:11.28)	(0:11.50)	(0:11.75)	(0:12.16)	(0:11.78)	(0:12.00)			

Did Not Finish: The Cullinan (#10)

Scratched: Diana's Affair (#3), Addition (#15), Kairos Louie (#23), Miss Chenery (#13), Warrant (#11), Headhunter (#21), Itza Charmdeel (#1), Bovidae (#18), Out Of Aces (#20)

Report Created: Wed 2 July 2025 17:08 GMT+10 (Note: Timing is based on position data)

Page 1/19

[ ] Ranking at each section and finish  
-:-:- No data available at this section  
NA No data available

SCN Saddle cloth number  
DNF Did not finish  
DNT Did not track

data processed by  TRIPLES DATA





## Eagle Farm Professional

### Race 8: SKY RACING BENCHMARK 68 Handicap - 1600m

02 July 2025 - 16:03



BRISBANE  
RACING CLUB

Track Rating: Soft 5, Weather: Overcast, Rail Position: +9m Entire

Section						Overall	1400m	1200m	1000m	800m	600m	400m	Last 600m	
Field Times						1:36.86 (0:13.81)	1:23.05 (0:10.97)	1:12.08 (0:11.30)	1:00.78 (0:11.75)	0:49.03 (0:12.17)	0:36.86 (0:11.90)	0:24.96 (0:12.19)	0:36.86	
Rank	TAB	Horse/Jockey	Barrier	Top Speed [km/h]	Fastest Section									Distance Travelled [m]
11	2	APPLICATIONS	9	66.0	0:10.98	1:37.67 [11]	1:23.86 [1]	1:12.88 [2]	1:01.59 [1]	0:49.84 [1]	0:37.67 [1]	0:25.77 [1]	0:37.67	+5
		Damien Thornton		Overall	1400m	(0:13.81)	(0:10.98)	(0:11.29)	(0:11.75)	(0:12.17)	(0:11.90)	(0:12.30)		
12	4	CELESTIAL FURY	11	67.0	0:10.90	1:37.86 [12]	1:23.89 [5]	1:12.98 [3]	1:01.64 [3]	0:49.70 [4]	0:37.54 [5]	0:25.40 [9]	0:37.54	+3
		Emily Lang		1400m	1400m	(0:13.97)	(0:10.90)	(0:11.34)	(0:11.94)	(0:12.16)	(0:12.14)	(0:12.06)		
13	9	FLYWHEEL	13	67.2	0:11.15	1:38.14 [13]	1:24.10 [7]	1:12.95 [6]	1:01.52 [7]	0:49.76 [8]	0:37.64 [7]	0:25.83 [6]	0:37.64	+4
		Ryan Maloney		1400m	1400m	(0:14.04)	(0:11.15)	(0:11.43)	(0:11.76)	(0:12.12)	(0:11.81)	(0:12.21)		

Did Not Finish: The Cullinan (#10)

Scratched: Diana's Affair (#3), Addition (#15), Kairos Louie (#23), Miss Chenery (#13), Warrant (#11), Headhunter (#21), Itza Charmdeel (#1), Bovidae (#18), Out Of Aces (#20)



## Eagle Farm Professional

### Race 8: SKY RACING BENCHMARK 68 Handicap - 1600m

02 July 2025 - 16:03



BRISBANE  
RACING CLUB

Track Rating: Soft 5, Weather: Overcast, Rail Position: +9m Entire

Section Field Times				200m 0:12.77 (0:12.77)				Last 600m 0:36.86	
Rank	TAB	Horse/Jockey	Barrier	Top Speed [km/h]	Fastest Section	Margin		Distance Travelled [m]	
1	14	SAVANNAH GANGSTER	1	64.5	0:11.26	0:12.56 [6]	1:36.86	0:36.18	
		Jake Bayliss		1400m	1400m	(0:12.56)			
2	6	ROCK HARD LOVE	12	65.1	0:11.25	0:12.94 [1]	1L	0:36.29	+7
		Cobi Vitler		1000m	1400m	(0:12.94)			
3	12	ZAHER	14	67.0	0:10.89	0:12.94 [3]	1.49L	0:36.91	+8
		Mark Du Plessis		1400m	1400m	(0:12.94)			
4	8	PATMOS ISLAND	3	65.7	0:11.03	0:12.94 [2]	1.5L	0:36.84	-1
		Justin Stanley		1400m	1400m	(0:12.94)			
5	5	RING BEARER	7	65.4	0:11.16	0:12.79 [7]	1.82L	0:36.91	+1
		Justin Huxtable		Overall	1400m	(0:12.79)			
6	7	BOONDOCKS	6	65.6	0:11.21	0:12.78 [11]	2.99L	0:36.36	+5
		Jag Guthmann-Chester		1400m	1400m	(0:12.78)			
7	17	RASHFORD	2	65.5	0:11.19	0:13.15 [5]	3.34L	0:37.05	-3
		Tahlia Fenlon		1400m	1400m	(0:13.15)			
8	16	THE IRISH	8	65.2	0:11.22	0:12.99 [8]	3.45L	0:36.82	+3
		Cody Collis		Overall	1400m	(0:12.99)			
9	22	NIPPA'S NIGHTCAP	4	65.2	0:11.36	0:12.84 [12]	3.62L	0:36.56	-8
		Angela Jones		1400m	1400m	(0:12.84)			
10	19	TEESANDCEES APPLY	5	65.1	0:11.28	0:12.72 [13]	4.71L	0:36.50	-2
		Robbie Dolan		1400m	1400m	(0:12.72)			

Did Not Finish: The Cullinan (#10)

Scratched: Diana's Affair (#3), Addition (#15), Kairos Louie (#23), Miss Chenery (#13), Warrant (#11), Headhunter (#21), Itza Charmdeel (#1), Bovidae (#18), Out Of Aces (#20)

Report Created: Wed 2 July 2025 17:08 GMT+10 (Note: Timing is based on position data)

Page 3/19

[ ] Ranking at each section and finish  
-:-:- No data available at this section  
NA No data available

SCN Saddle cloth number  
DNF Did not finish  
DNT Did not track

data processed by  TRIPLESDATA



## Eagle Farm Professional

### Race 8: SKY RACING BENCHMARK 68 Handicap - 1600m

02 July 2025 - 16:03



BRISBANE  
RACING CLUB

Track Rating: Soft 5, Weather: Overcast, Rail Position: +9m Entire

Section		200m					Last 600m		
Field Times		0:12.77 (0:12.77)					0:36.86		
Rank	TAB	Horse/Jockey	Barrier	Top Speed [km/h]	Fastest Section	Margin		Distance Travelled [m]	
11	2	APPLICATIONS	9	66.0	0:10.98	0:13.47 [4]	4.72L	0:37.67	+5
		Damien Thornton		Overall	1400m	(0:13.47)			
12	4	CELESTIAL FURY	11	67.0	0:10.90	0:13.34 [10]	5.83L	0:37.54	+3
		Emily Lang		1400m	1400m	(0:13.34)			
13	9	FLYWHEEL	13	67.2	0:11.15	0:13.62 [9]	7.49L	0:37.64	+4
		Ryan Maloney		1400m	1400m	(0:13.62)			

Did Not Finish: The Cullinan (#10)

Scratched: Diana's Affair (#3), Addition (#15), Kairos Louie (#23), Miss Chenery (#13), Warrant (#11), Headhunter (#21), Itza Charmdeel (#1), Bovidae (#18), Out Of Aces (#20)



Horse/Jockey Name	Savannah Gangster
Final Rank	1
Fastest Section Time (Section)	0:11.26 (1400m)
Top Speed [km/h] (Section)	64.5 (1400m)
Race State	Finished

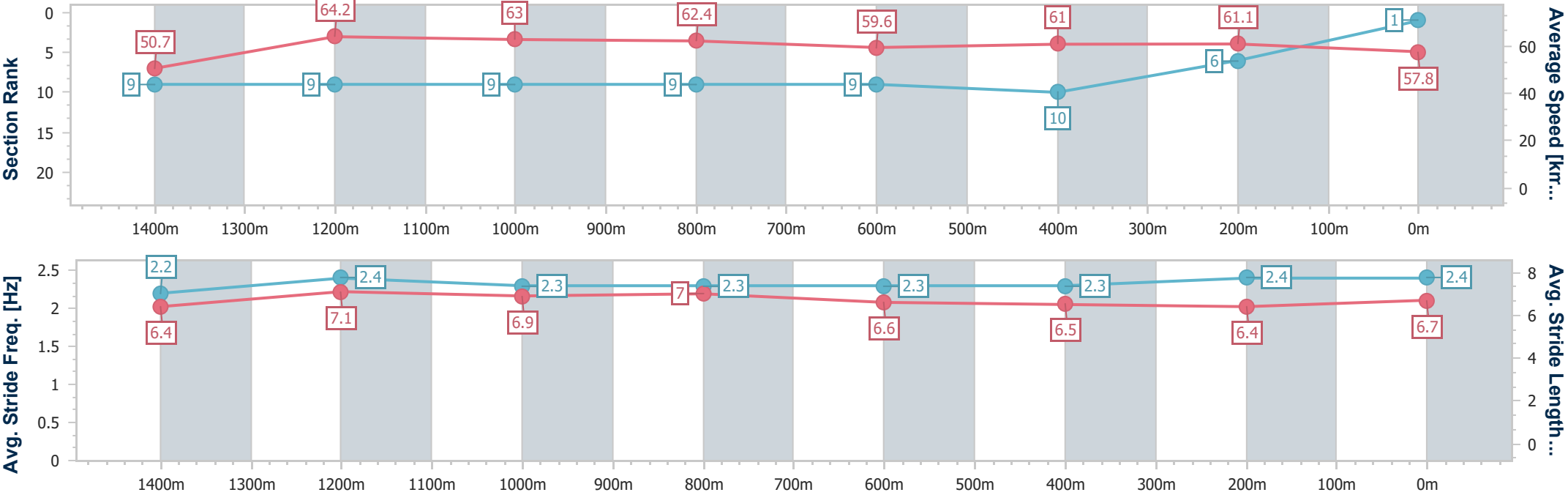


Eagle FarmProfessional  
Race 8: SKY RACING BENCHMARK 68 Handicap - 1600m  
02 July 2025 - 16:03  
Track Rating: Soft 5, Weather: Overcast, Rail Position: +9m Entire



BRISBANE  
RACING CLUB

Section	Overall	1400m	1200m	1000m	800m	600m	400m	200m					
Section Times	1:36.86 [1] (0:14.23)	1:22.63 [9] (0:11.26)	1:11.37 [9] (0:11.40)	0:59.97 [9] (0:11.73)	0:48.24 [9] (0:12.06)	0:36.18 [9] (0:11.81)	0:24.37 [10] (0:11.81)	0:12.56 [6] (0:12.56)					
Average Speed [km/h]	50.7	64.2	63.0	62.4	59.6	61.0	61.1	57.8					
Top Speed [km/h]	64.1	64.5	63.8	62.7	61.4	61.7	62.1	59.8					
Avg. Dist. to Rail [m]	1.1	1.8	2.4	2.5	0.6	0.4	1.9	4.1					
Avg. Stride Freq. [Hz]	2.2	2.4	2.3	2.3	2.3	2.3	2.4	2.4					
Avg. Stride Length [m]	6.4	7.1	6.9	7.0	6.6	6.5	6.4	6.7					





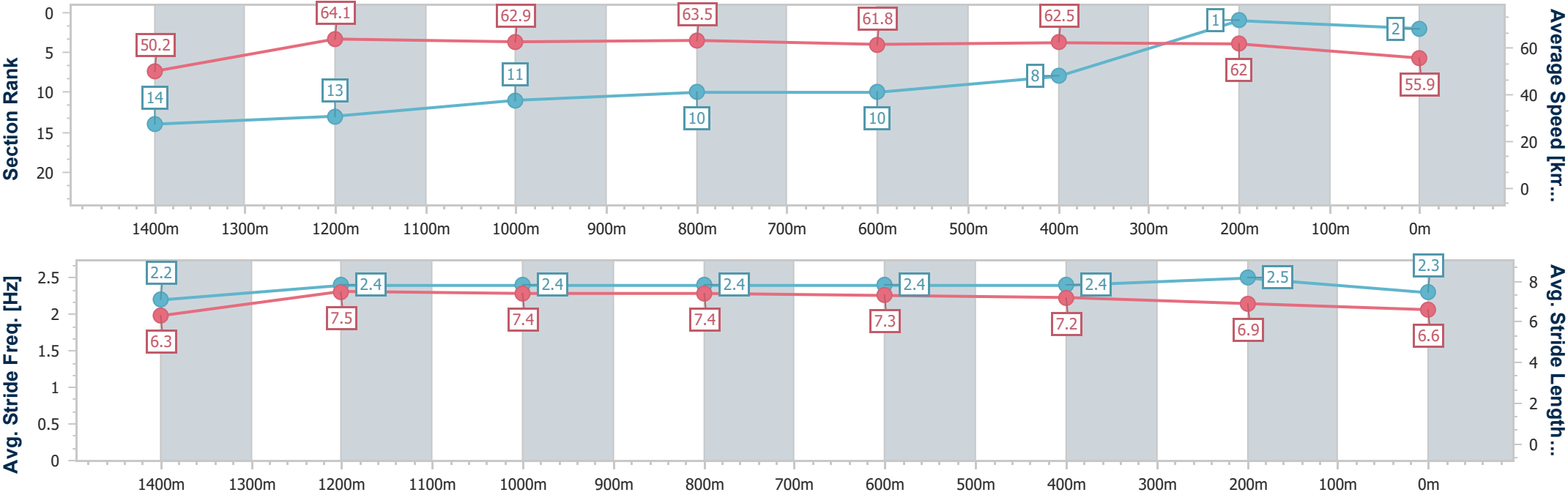
Horse/Jockey Name	Rock Hard Love
Final Rank	2
Fastest Section Time (Section)	0:11.25 (1400m)
Top Speed [km/h] (Section)	65.1 (1000m)
Race State	Finished



Eagle Farm Professional  
Race 8: SKY RACING BENCHMARK 68 Handicap - 1600m  
02 July 2025 - 16:03  
Track Rating: Soft 5, Weather: Overcast, Rail Position: +9m Entire



Section	Overall	1400m	1200m	1000m	800m	600m	400m	200m					
Section Times	1:37.03 [2] (0:14.48)	1:22.55 [14] (0:11.25)	1:11.30 [13] (0:11.46)	0:59.84 [11] (0:11.66)	0:48.18 [10] (0:11.89)	0:36.29 [10] (0:11.71)	0:24.58 [8] (0:11.64)	0:12.94 [1] (0:12.94)					
Average Speed [km/h]	50.2	64.1	62.9	63.5	61.8	62.5	62.0	55.9					
Top Speed [km/h]	64.7	64.9	64.7	65.1	63.3	64.4	64.4	58.6					
Avg. Dist. to Rail [m]	8.9	4.2	3.9	5.5	4.6	2.9	5.5	4.7					
Avg. Stride Freq. [Hz]	2.2	2.4	2.4	2.4	2.4	2.4	2.5	2.3					
Avg. Stride Length [m]	6.3	7.5	7.4	7.4	7.3	7.2	6.9	6.6					





Horse/Jockey Name	Zaher
Final Rank	3
Fastest Section Time (Section)	0:10.89 (1400m)
Top Speed [km/h] (Section)	67.0 (1400m)
Race State	Finished

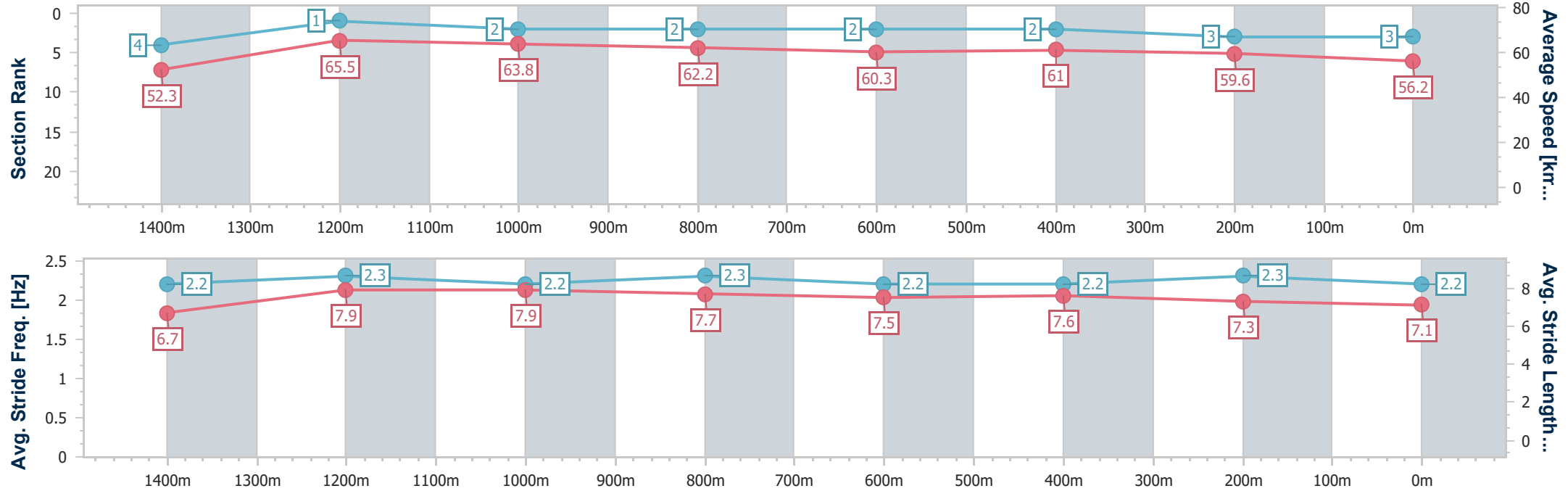


Eagle FarmProfessional  
Race 8: SKY RACING BENCHMARK 68 Handicap - 1600m  
02 July 2025 - 16:03  
Track Rating: Soft 5, Weather: Overcast, Rail Position: +9m Entire



BRISBANE  
RACING CLUB

Section	Overall	1400m	1200m	1000m	800m	600m	400m	200m					
Section Times	1:37.12 [3] (0:13.89)	1:23.23 [4] (0:10.89)	1:12.34 [1] (0:11.31)	1:01.03 [2] (0:11.89)	0:49.14 [2] (0:12.23)	0:36.91 [2] (0:11.88)	0:25.03 [2] (0:12.09)	0:12.94 [3] (0:12.94)					
Average Speed [km/h]	52.3	65.5	63.8	62.2	60.3	61.0	59.6	56.2					
Top Speed [km/h]	66.7	67.0	66.4	63.2	61.3	62.0	61.2	57.5					
Avg. Dist. to Rail [m]	10.6	6.5	4.0	5.9	4.8	2.0	3.6	4.4					
Avg. Stride Freq. [Hz]	2.2	2.3	2.2	2.3	2.2	2.2	2.3	2.2					
Avg. Stride Length [m]	6.7	7.9	7.9	7.7	7.5	7.6	7.3	7.1					





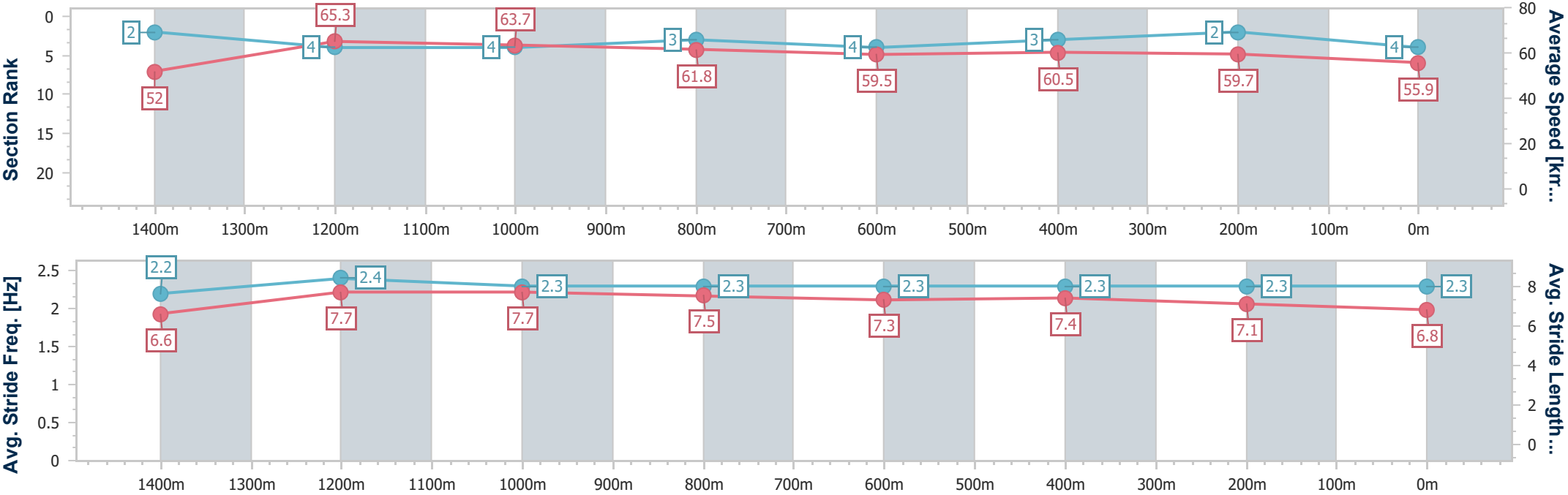
Horse/Jockey Name	Patmos Island
Final Rank	4
Fastest Section Time (Section)	0:11.03 (1400m)
Top Speed [km/h] (Section)	65.7 (1400m)
Race State	Finished



Eagle FarmProfessional  
Race 8: SKY RACING BENCHMARK 68 Handicap - 1600m  
02 July 2025 - 16:03  
Track Rating: Soft 5, Weather: Overcast, Rail Position: +9m Entire



Section	Overall	1400m	1200m	1000m	800m	600m	400m	200m					
Section Times	1:37.12 [4] (0:13.86)	1:23.26 [2] (0:11.03)	1:12.23 [4] (0:11.34)	1:00.89 [4] (0:11.82)	0:49.07 [3] (0:12.23)	0:36.84 [4] (0:11.85)	0:24.99 [3] (0:12.05)	0:12.94 [2] (0:12.94)					
Average Speed [km/h]	52.0	65.3	63.7	61.8	59.5	60.5	59.7	55.9					
Top Speed [km/h]	65.3	65.7	64.5	63.2	60.0	61.1	61.2	58.2					
Avg. Dist. to Rail [m]	3.0	0.7	1.2	2.8	2.2	1.1	0.4	0.7					
Avg. Stride Freq. [Hz]	2.2	2.4	2.3	2.3	2.3	2.3	2.3	2.3					
Avg. Stride Length [m]	6.6	7.7	7.7	7.5	7.3	7.4	7.1	6.8					





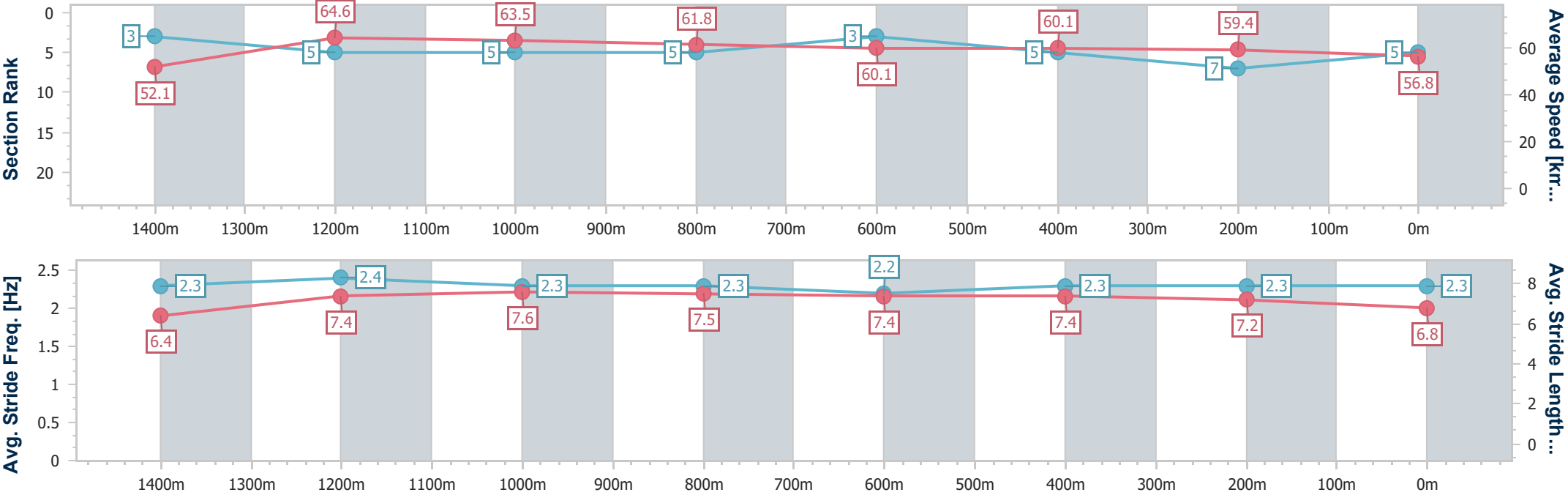
Horse/Jockey Name	Ring Bearer
Final Rank	5
Fastest Section Time (Section)	0:11.16 (1400m)
Top Speed [km/h] (Section)	65.4 (Overall)
Race State	Finished



Eagle FarmProfessional  
Race 8: SKY RACING BENCHMARK 68 Handicap - 1600m  
02 July 2025 - 16:03  
Track Rating: Soft 5, Weather: Overcast, Rail Position: +9m Entire



Section	Overall	1400m	1200m	1000m	800m	600m	400m	200m					
Section Times	1:37.17 [5] (0:13.88)	1:23.29 [3] (0:11.16)	1:12.13 [5] (0:11.40)	1:00.73 [5] (0:11.75)	0:48.98 [5] (0:12.07)	0:36.91 [3] (0:12.03)	0:24.88 [5] (0:12.09)	0:12.79 [7] (0:12.79)					
Average Speed [km/h]	52.1	64.6	63.5	61.8	60.1	60.1	59.4	56.8					
Top Speed [km/h]	65.4	65.2	64.2	63.2	61.3	61.0	60.6	58.4					
Avg. Dist. to Rail [m]	6.1	3.4	2.3	2.5	1.5	0.6	4.0	7.1					
Avg. Stride Freq. [Hz]	2.3	2.4	2.3	2.3	2.2	2.3	2.3	2.3					
Avg. Stride Length [m]	6.4	7.4	7.6	7.5	7.4	7.4	7.2	6.8					







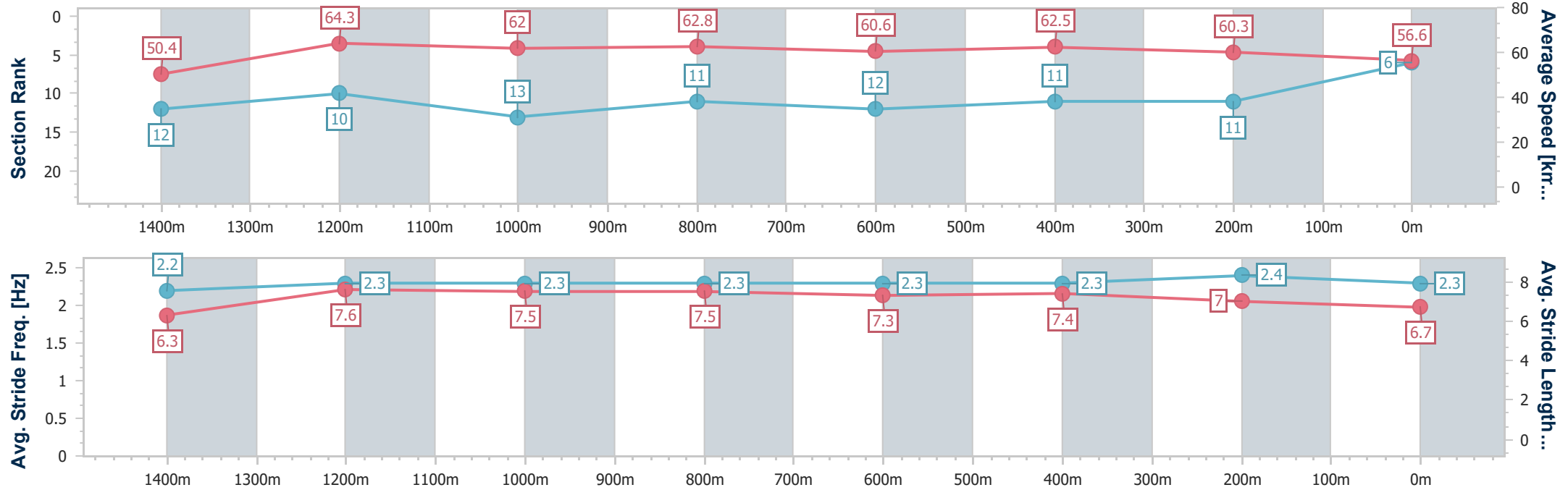
Horse/Jockey Name	Boondocks
Final Rank	6
Fastest Section Time (Section)	0:11.21 (1400m)
Top Speed [km/h] (Section)	65.6 (1400m)
Race State	Finished



Eagle FarmProfessional  
Race 8: SKY RACING BENCHMARK 68 Handicap - 1600m  
02 July 2025 - 16:03  
Track Rating: Soft 5, Weather: Overcast, Rail Position: +9m Entire



Section	Overall	1400m	1200m	1000m	800m	600m	400m	200m					
Section Times	1:37.37 [6] (0:14.35)	1:23.02 [12] (0:11.21)	1:11.81 [10] (0:11.70)	1:00.11 [13] (0:11.69)	0:48.42 [11] (0:12.06)	0:36.36 [12] (0:11.60)	0:24.76 [11] (0:11.98)	0:12.78 [11] (0:12.78)					
Average Speed [km/h]	50.4	64.3	62.0	62.8	60.6	62.5	60.3	56.6					
Top Speed [km/h]	65.2	65.6	63.8	63.2	62.8	63.6	63.5	59.4					
Avg. Dist. to Rail [m]	4.6	3.3	4.4	4.3	3.4	1.7	5.8	8.4					
Avg. Stride Freq. [Hz]	2.2	2.3	2.3	2.3	2.3	2.3	2.4	2.3					
Avg. Stride Length [m]	6.3	7.6	7.5	7.5	7.3	7.4	7.0	6.7					





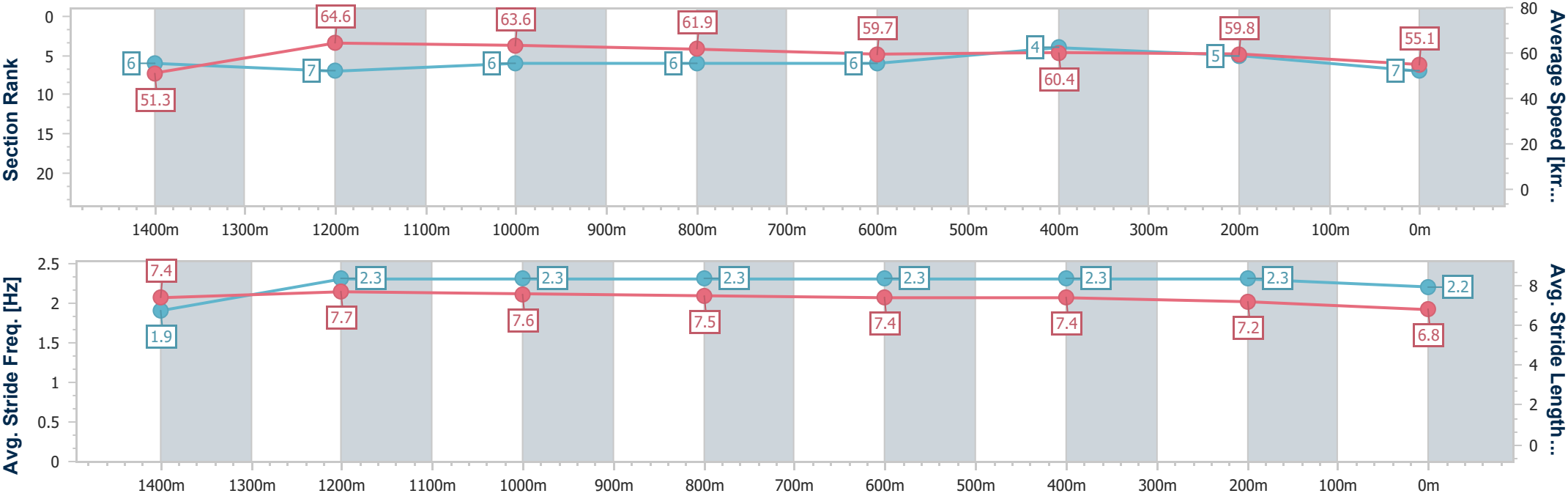
Horse/Jockey Name	Rashford
Final Rank	7
Fastest Section Time (Section)	0:11.19 (1400m)
Top Speed [km/h] (Section)	65.5 (1400m)
Race State	Finished



Eagle FarmProfessional  
Race 8: SKY RACING BENCHMARK 68 Handicap - 1600m  
02 July 2025 - 16:03  
Track Rating: Soft 5, Weather: Overcast, Rail Position: +9m Entire



Section	Overall	1400m	1200m	1000m	800m	600m	400m	200m					
Section Times	1:37.43 [7] (0:14.02)	1:23.41 [6] (0:11.19)	1:12.22 [7] (0:11.34)	1:00.88 [6] (0:11.68)	0:49.20 [6] (0:12.15)	0:37.05 [6] (0:11.86)	0:25.19 [4] (0:12.04)	0:13.15 [5] (0:13.15)					
Average Speed [km/h]	51.3	64.6	63.6	61.9	59.7	60.4	59.8	55.1					
Top Speed [km/h]	63.9	65.5	65.0	63.1	59.9	61.3	62.1	56.7					
Avg. Dist. to Rail [m]	1.7	1.7	1.9	1.5	0.7	0.5	0.4	1.5					
Avg. Stride Freq. [Hz]	1.9	2.3	2.3	2.3	2.3	2.3	2.3	2.2					
Avg. Stride Length [m]	7.4	7.7	7.6	7.5	7.4	7.4	7.2	6.8					





Horse/Jockey Name	The Irish
Final Rank	8
Fastest Section Time (Section)	0:11.22 (1400m)
Top Speed [km/h] (Section)	65.2 (Overall)
Race State	Finished

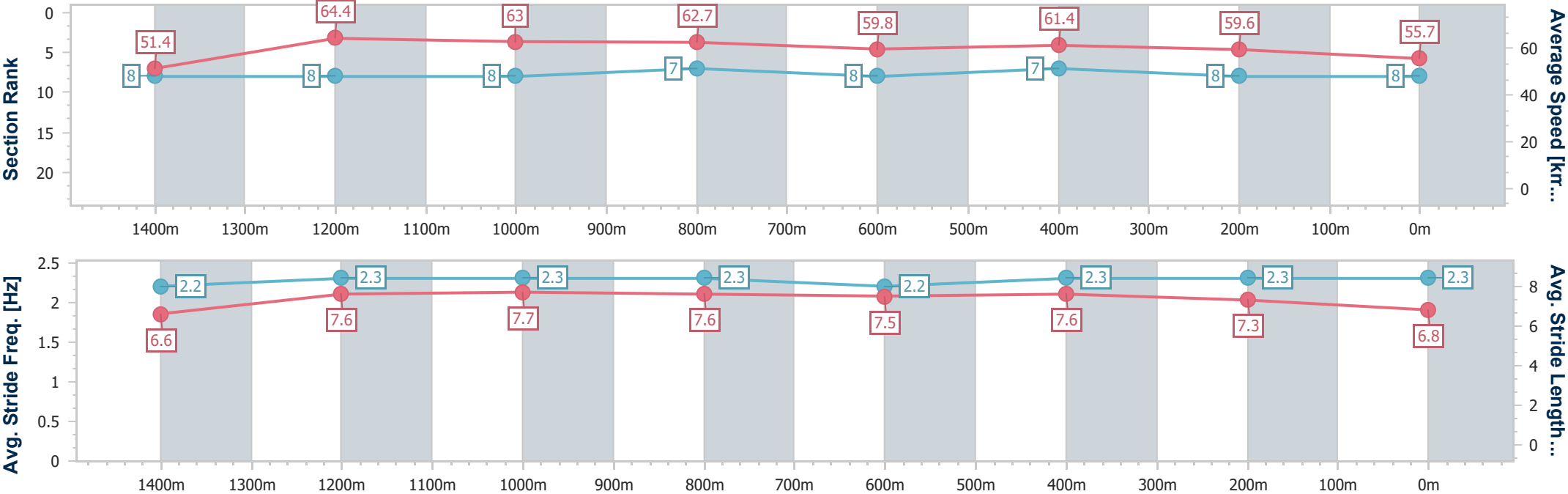


Eagle FarmProfessional  
Race 8: SKY RACING BENCHMARK 68 Handicap - 1600m  
02 July 2025 - 16:03  
Track Rating: Soft 5, Weather: Overcast, Rail Position: +9m Entire



BRISBANE  
RACING CLUB

Section	Overall	1400m	1200m	1000m	800m	600m	400m	200m					
Section Times	1:37.45 [8] (0:14.05)	1:23.40 [8] (0:11.22)	1:12.18 [8] (0:11.46)	1:00.72 [8] (0:11.65)	0:49.07 [7] (0:12.25)	0:36.82 [8] (0:11.73)	0:25.09 [7] (0:12.10)	0:12.99 [8] (0:12.99)					
Average Speed [km/h]	51.4	64.4	63.0	62.7	59.8	61.4	59.6	55.7					
Top Speed [km/h]	65.2	65.2	63.9	63.7	61.1	62.3	61.2	58.9					
Avg. Dist. to Rail [m]	6.1	3.9	2.9	2.7	3.3	0.7	5.0	7.9					
Avg. Stride Freq. [Hz]	2.2	2.3	2.3	2.3	2.2	2.3	2.3	2.3					
Avg. Stride Length [m]	6.6	7.6	7.7	7.6	7.5	7.6	7.3	6.8					





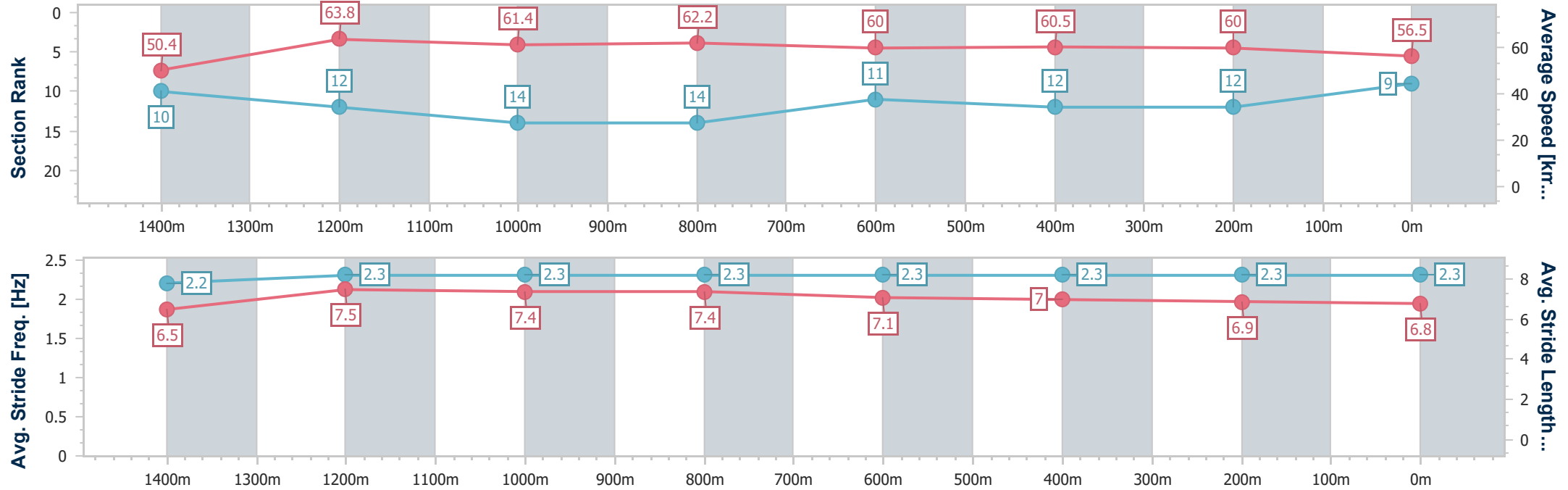
Horse/Jockey Name	Nippa's Nightcap
Final Rank	9
Fastest Section Time (Section)	0:11.36 (1400m)
Top Speed [km/h] (Section)	65.2 (1400m)
Race State	Finished



Eagle FarmProfessional  
Race 8: SKY RACING BENCHMARK 68 Handicap - 1600m  
02 July 2025 - 16:03  
Track Rating: Soft 5, Weather: Overcast, Rail Position: +9m Entire



Section	Overall	1400m	1200m	1000m	800m	600m	400m	200m					
Section Times	1:37.48 [9] (0:14.28)	1:23.20 [10] (0:11.36)	1:11.84 [12] (0:11.78)	1:00.06 [14] (0:11.73)	0:48.33 [14] (0:11.77)	0:36.56 [11] (0:11.72)	0:24.84 [12] (0:12.00)	0:12.84 [12] (0:12.84)					
Average Speed [km/h]	50.4	63.8	61.4	62.2	60.0	60.5	60.0	56.5					
Top Speed [km/h]	64.6	65.2	63.0	63.0	61.4	61.7	61.2	58.1					
Avg. Dist. to Rail [m]	3.7	4.7	5.3	2.3	3.5	3.1	1.7	5.0					
Avg. Stride Freq. [Hz]	2.2	2.3	2.3	2.3	2.3	2.3	2.3	2.3					
Avg. Stride Length [m]	6.5	7.5	7.4	7.4	7.1	7.0	6.9	6.8					





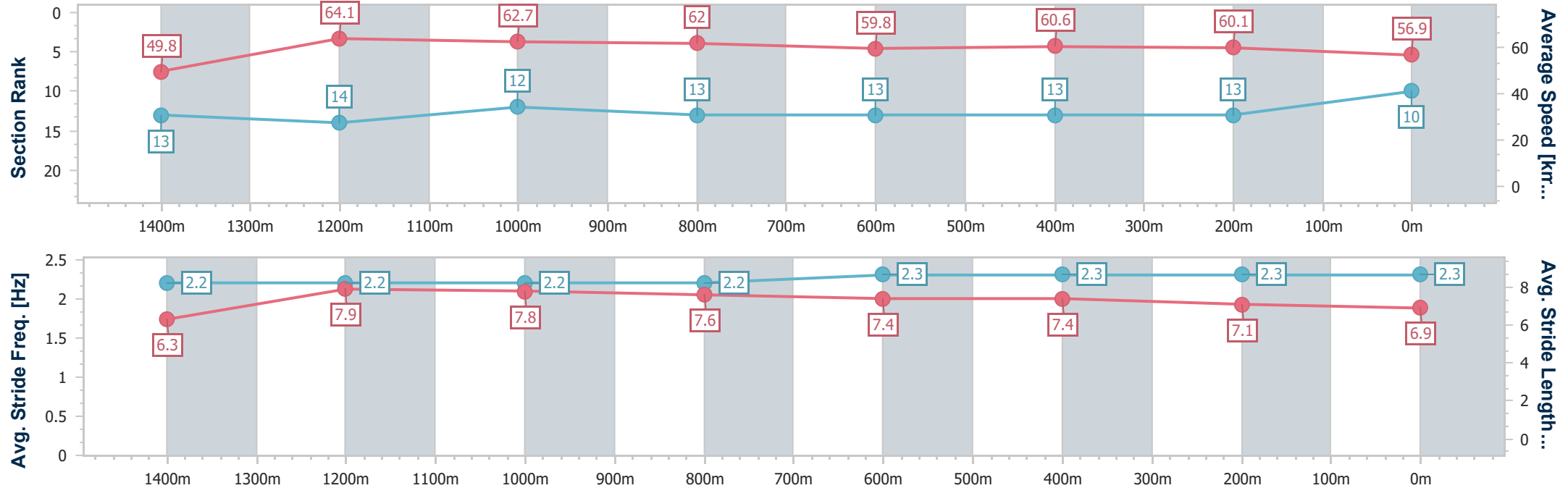
Horse/Jockey Name	Teesandcees Apply
Final Rank	10
Fastest Section Time (Section)	0:11.28 (1400m)
Top Speed [km/h] (Section)	65.1 (1400m)
Race State	Finished



Eagle FarmProfessional  
Race 8: SKY RACING BENCHMARK 68 Handicap - 1600m  
02 July 2025 - 16:03  
Track Rating: Soft 5, Weather: Overcast, Rail Position: +9m Entire



Section	Overall	1400m	1200m	1000m	800m	600m	400m	200m					
Section Times	1:37.66 [10] (0:14.47)	1:23.19 [13] (0:11.28)	1:11.91 [14] (0:11.50)	1:00.41 [12] (0:11.75)	0:48.66 [13] (0:12.16)	0:36.50 [13] (0:11.78)	0:24.72 [13] (0:12.00)	0:12.72 [13] (0:12.72)					
Average Speed [km/h]	49.8	64.1	62.7	62.0	59.8	60.6	60.1	56.9					
Top Speed [km/h]	64.5	65.1	64.1	62.7	61.5	61.4	61.1	59.1					
Avg. Dist. to Rail [m]	2.9	1.6	2.4	2.6	2.4	2.1	0.6	2.1					
Avg. Stride Freq. [Hz]	2.2	2.2	2.2	2.2	2.3	2.3	2.3	2.3					
Avg. Stride Length [m]	6.3	7.9	7.8	7.6	7.4	7.4	7.1	6.9					





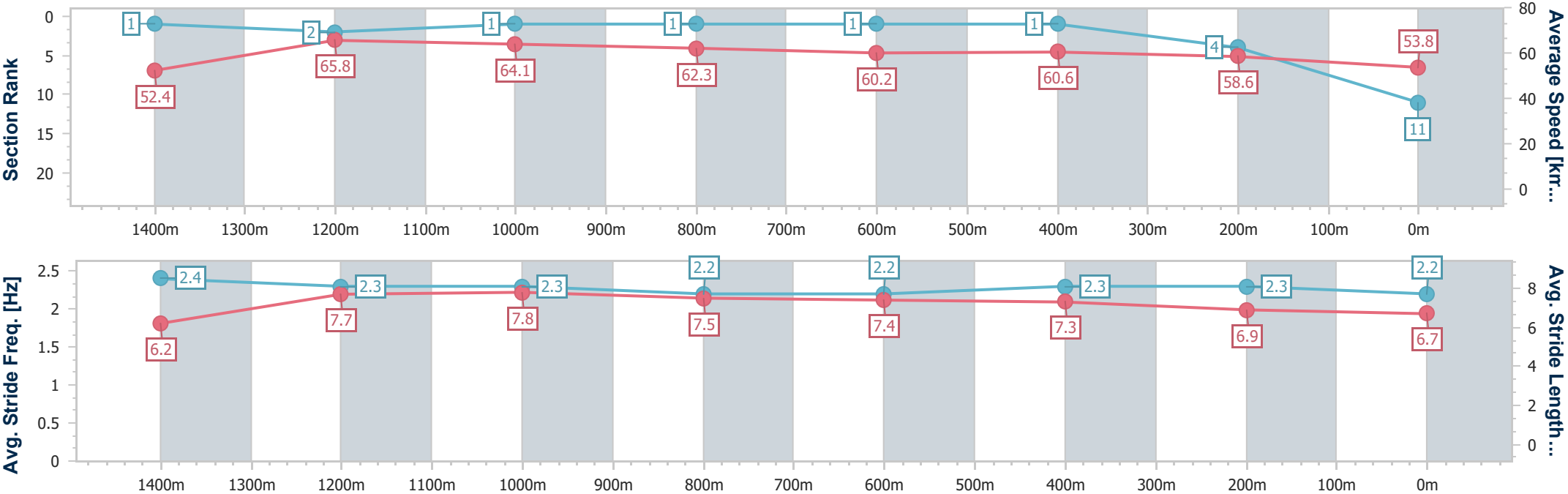
Horse/Jockey Name	Applications
Final Rank	11
Fastest Section Time (Section)	0:10.98 (1400m)
Top Speed [km/h] (Section)	66.0 (Overall)
Race State	Finished



Eagle FarmProfessional  
Race 8: SKY RACING BENCHMARK 68 Handicap - 1600m  
02 July 2025 - 16:03  
Track Rating: Soft 5, Weather: Overcast, Rail Position: +9m Entire



Section	Overall	1400m	1200m	1000m	800m	600m	400m	200m					
Section Times	1:37.67 [11] (0:13.81)	1:23.86 [1] (0:10.98)	1:12.88 [2] (0:11.29)	1:01.59 [1] (0:11.75)	0:49.84 [1] (0:12.17)	0:37.67 [1] (0:11.90)	0:25.77 [1] (0:12.30)	0:13.47 [4] (0:13.47)					
Average Speed [km/h]	52.4	65.8	64.1	62.3	60.2	60.6	58.6	53.8					
Top Speed [km/h]	66.0	65.9	65.4	63.1	61.1	61.3	61.1	55.8					
Avg. Dist. to Rail [m]	7.8	5.6	3.3	3.7	3.7	0.8	0.4	1.0					
Avg. Stride Freq. [Hz]	2.4	2.3	2.3	2.2	2.2	2.3	2.3	2.2					
Avg. Stride Length [m]	6.2	7.7	7.8	7.5	7.4	7.3	6.9	6.7					





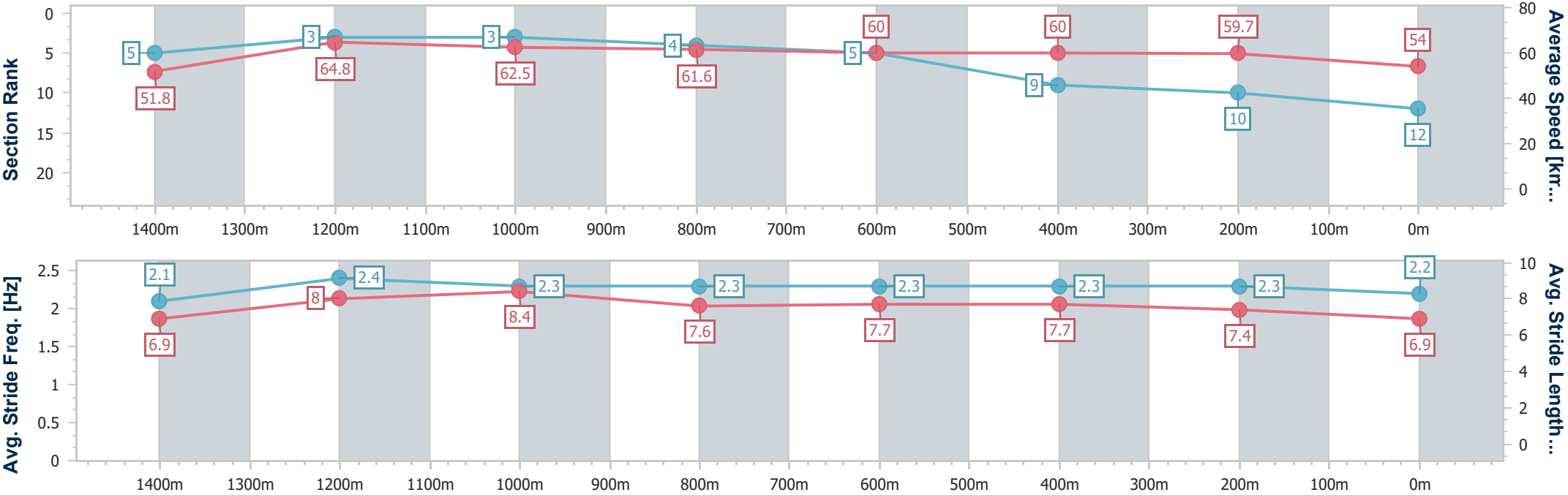
Horse/Jockey Name	Celestial Fury
Final Rank	12
Fastest Section Time (Section)	0:10.90 (1400m)
Top Speed [km/h] (Section)	67.0 (1400m)
Race State	Finished



Eagle FarmProfessional  
Race 8: SKY RACING BENCHMARK 68 Handicap - 1600m  
02 July 2025 - 16:03  
Track Rating: Soft 5, Weather: Overcast, Rail Position: +9m Entire



Section	Overall	1400m	1200m	1000m	800m	600m	400m	200m					
Section Times	1:37.86 [12] (0:13.97)	1:23.89 [5] (0:10.90)	1:12.98 [3] (0:11.34)	1:01.64 [3] (0:11.94)	0:49.70 [4] (0:12.16)	0:37.54 [5] (0:12.14)	0:25.40 [9] (0:12.06)	0:13.34 [10] (0:13.34)					
Average Speed [km/h]	51.8	64.8	62.5	61.6	60.0	60.0	59.7	54.0					
Top Speed [km/h]	65.9	67.0	64.4	64.3	63.0	62.6	61.6	57.6					
Avg. Dist. to Rail [m]	6.3	4.2	1.3	4.1	2.4	1.3	2.5	6.1					
Avg. Stride Freq. [Hz]	2.1	2.4	2.3	2.3	2.3	2.3	2.3	2.2					
Avg. Stride Length [m]	6.9	8.0	8.4	7.6	7.7	7.7	7.4	6.9					





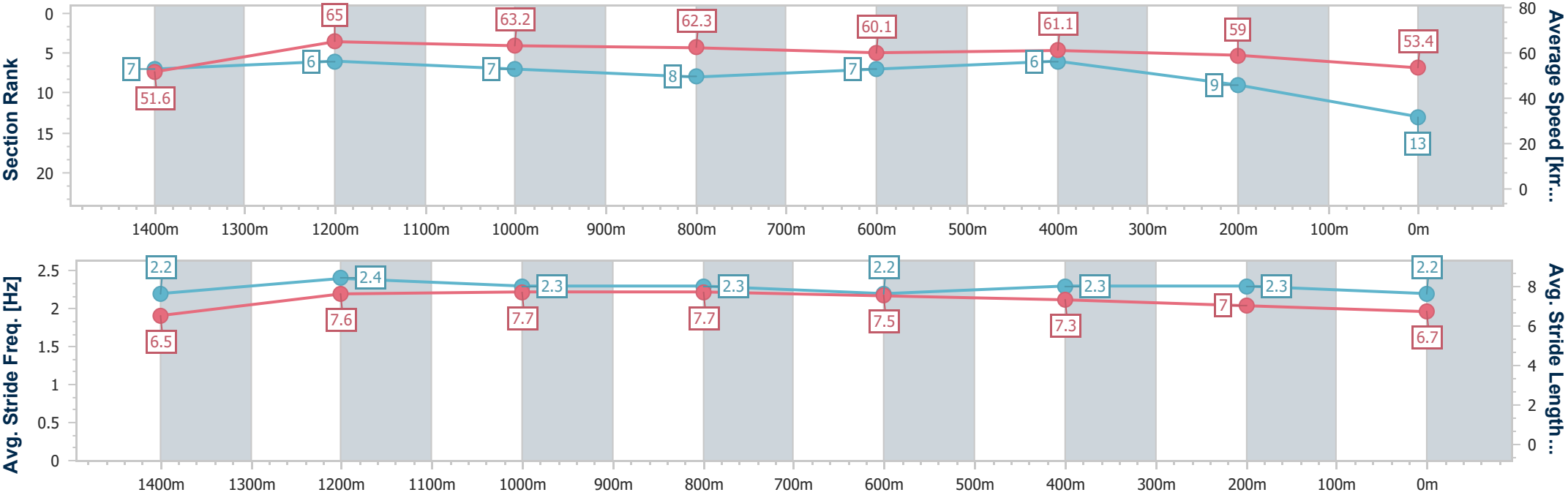
Horse/Jockey Name	Flywheel
Final Rank	13
Fastest Section Time (Section)	0:11.15 (1400m)
Top Speed [km/h] (Section)	67.2 (1400m)
Race State	Finished



Eagle FarmProfessional  
Race 8: SKY RACING BENCHMARK 68 Handicap - 1600m  
02 July 2025 - 16:03  
Track Rating: Soft 5, Weather: Overcast, Rail Position: +9m Entire



Section	Overall	1400m	1200m	1000m	800m	600m	400m	200m					
Section Times	1:38.14 [13] (0:14.04)	1:24.10 [7] (0:11.15)	1:12.95 [6] (0:11.43)	1:01.52 [7] (0:11.76)	0:49.76 [8] (0:12.12)	0:37.64 [7] (0:11.81)	0:25.83 [6] (0:12.21)	0:13.62 [9] (0:13.62)					
Average Speed [km/h]	51.6	65.0	63.2	62.3	60.1	61.1	59.0	53.4					
Top Speed [km/h]	65.7	67.2	63.7	63.1	61.1	62.3	62.3	56.6					
Avg. Dist. to Rail [m]	10.0	8.6	4.9	3.7	2.2	1.3	4.7	7.6					
Avg. Stride Freq. [Hz]	2.2	2.4	2.3	2.3	2.2	2.3	2.3	2.2					
Avg. Stride Length [m]	6.5	7.6	7.7	7.7	7.5	7.3	7.0	6.7					







Horse/Jockey Name	The Cullinan
Final Rank	2147483647
Fastest Section Time (Section)	0:11.31 (1400m)
Top Speed [km/h] (Section)	65.4 (1400m)
Race State	DidNotFinish

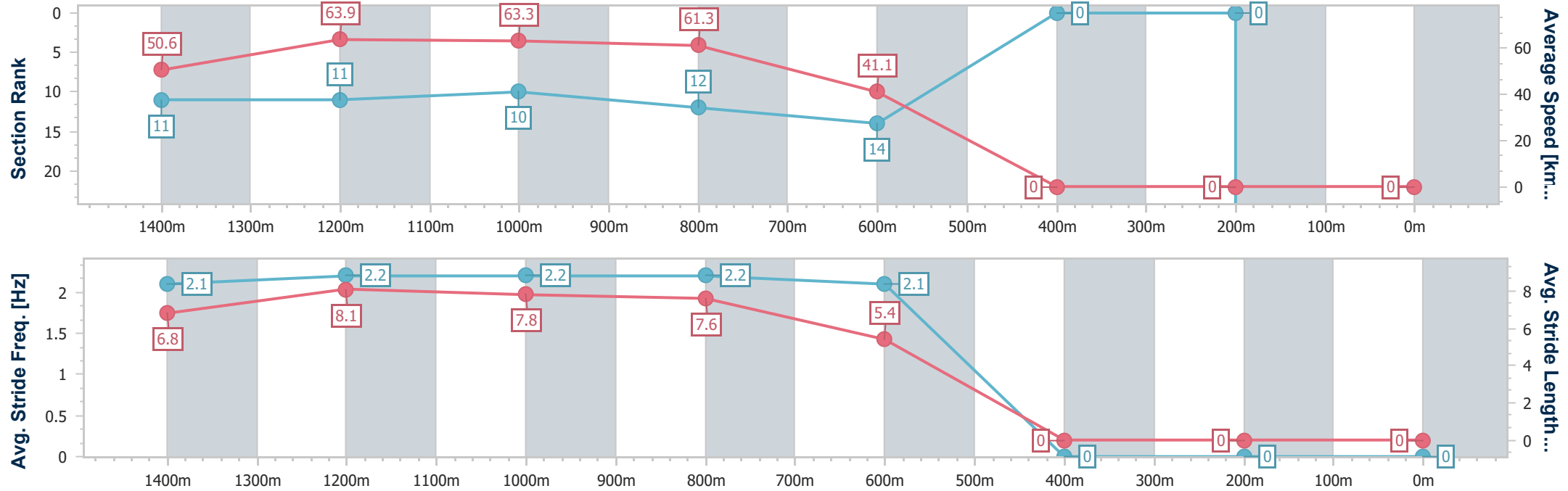


Eagle FarmProfessional  
Race 8: SKY RACING BENCHMARK 68 Handicap - 1600m  
02 July 2025 - 16:03  
Track Rating: Soft 5, Weather: Overcast, Rail Position: +9m Entire



BRISBANE  
RACING CLUB

Section	Overall	1400m	1200m	1000m	800m	600m	400m	200m					
Section Times	0:00.00 [2147483647 1 (0:14.31)	0:00.00 [11] (0:11.31)	0:00.00 [11] (0:11.40)	0:00.00 [10] (0:11.96)	0:00.00 [12] (0:17.74)	-:-:-	-:-:-	-:-:-					
Average Speed [km/h]	50.6	63.9	63.3	61.3	41.1	0.0	0.0	0.0					
Top Speed [km/h]	64.8	65.4	65.0	62.6	55.6	--	--	--					
Avg. Dist. to Rail [m]	7.9	4.7	4.1	3.8	3.1	0.0	0.0	0.0					
Avg. Stride Freq. [Hz]	2.1	2.2	2.2	2.2	2.1	--	--	--					
Avg. Stride Length [m]	6.8	8.1	7.8	7.6	5.4	--	--	--					



[ ] Ranking at each section and finish  
-:-:- No data available at this section  
NA No data available

[ ] Ranking at each section and finish  
-:-:- No data available at this section  
NA No data available



# Eagle Farm Professional

## Race 9: LADBROKES QUICK MULTI Class 1 Handicap - 1400m

02 July 2025 - 16:39



BRISBANE  
RACING CLUB

Track Rating: Soft 5, Weather: Overcast, Rail Position: +9m Entire

Section		Overall				1200m	1000m	800m	600m	400m	Last 600m	
Field Times		1:25.02				1:11.63	1:00.89	0:49.59	0:37.61	0:25.44	0:37.61	
		(0:13.39)				(0:10.74)	(0:11.30)	(0:11.98)	(0:12.17)	(0:12.34)		
Rank	TAB	Horse/Jockey	Barrier	Top Speed [km/h]	Fastest Section							Distance Travelled [m]
1	12	VICTORY FLAME	6	69.1	0:10.74	1:25.02 [1]	1:10.86 [10]	1:00.12 [10]	0:48.65 [11]	0:36.83 [10]	0:24.65 [11]	0:36.83
		Tahlia Fenlon		1200m	1200m	(0:14.16)	(0:10.74)	(0:11.47)	(0:11.82)	(0:12.18)	(0:11.94)	
2	13	VELOZES	9	69.9	0:10.62	1:25.06 [2]	1:11.55 [2]	1:00.93 [2]	0:49.63 [1]	0:37.65 [1]	0:25.42 [2]	0:37.65 -1
		Angela Jones		1200m	1200m	(0:13.51)	(0:10.62)	(0:11.30)	(0:11.98)	(0:12.23)	(0:12.28)	
3	4	FIRST MAN	2	69.4	0:10.74	1:25.43 [3]	1:11.67 [6]	1:00.93 [6]	0:49.60 [6]	0:37.55 [7]	0:25.32 [7]	0:37.55 +3
		Jag Guthmann-Chester		Overall	1200m	(0:13.76)	(0:10.74)	(0:11.33)	(0:12.05)	(0:12.23)	(0:12.23)	
4	7	SIMPLY FUN	5	68.5	0:10.77	1:25.44 [4]	1:11.80 [4]	1:01.03 [5]	0:49.78 [5]	0:37.85 [5]	0:25.60 [4]	0:37.85 -4
		Georgina Cartwright		1200m	1200m	(0:13.64)	(0:10.77)	(0:11.25)	(0:11.93)	(0:12.25)	(0:12.20)	
5	10	LITTLE JEANIE	3	69.3	0:10.78	1:25.51 [5]	1:11.33 [12]	1:00.55 [11]	0:49.24 [10]	0:37.27 [11]	0:25.13 [12]	0:37.27 -6
		Damien Thornton		1200m	1200m	(0:14.18)	(0:10.78)	(0:11.31)	(0:11.97)	(0:12.14)	(0:12.09)	
6	16	HELLO LOVELY	8	68.9	0:10.74	1:25.58 [6]	1:12.19 [1]	1:01.45 [1]	0:50.12 [2]	0:38.14 [2]	0:25.80 [3]	0:38.14 -5
		Anthony Allen		Overall	1200m	(0:13.39)	(0:10.74)	(0:11.33)	(0:11.98)	(0:12.34)	(0:12.56)	
7	5	MAKE A CALL	13	66.0	0:11.05	1:25.73 [7]	1:11.56 [11]	1:00.51 [12]	0:49.10 [12]	0:37.27 [14]	0:25.26 [13]	0:37.27 -11
		Ryan Maloney		1200m	1200m	(0:14.17)	(0:11.05)	(0:11.41)	(0:11.83)	(0:12.01)	(0:12.10)	
8	11	TRISKELION	1	69.2	0:10.78	1:25.75 [8]	1:11.98 [7]	1:01.20 [7]	0:49.86 [7]	0:37.88 [6]	0:25.62 [8]	0:37.88 -7
		Bailey Wheeler		1200m	1200m	(0:13.77)	(0:10.78)	(0:11.34)	(0:11.98)	(0:12.26)	(0:12.40)	
9	17	BERNICE'S SPIRIT	7	68.7	0:10.74	1:25.78 [9]	1:11.74 [9]	1:01.00 [9]	0:49.64 [8]	0:37.75 [9]	0:25.54 [9]	0:37.75 +2
		Luke Dempsey		1200m	1200m	(0:14.04)	(0:10.74)	(0:11.36)	(0:11.89)	(0:12.21)	(0:12.34)	
10	3	STARLIGHT NATION	10	67.1	0:10.98	1:25.86 [10]	1:11.39 [13]	1:00.41 [13]	0:49.09 [13]	0:37.43 [13]	0:25.29 [14]	0:37.43 -2
		Emily Lang		1200m	1200m	(0:14.47)	(0:10.98)	(0:11.32)	(0:11.66)	(0:12.14)	(0:12.11)	

Scratched: Bit Of Grunt (#22), Heavenly Impact (#1), November Sun (#14), Nagamie (#6), Headhunter (#9), April (#8), Keepmeintheleope (#23), Monarch Express (#20)

Report Created: Wed 2 July 2025 17:12 GMT+10 (Note: Timing is based on position data)

Page 1/19

[ ] Ranking at each section and finish  
-:-:- No data available at this section  
NA No data available

SCN Saddle cloth number  
DNF Did not finish  
DNT Did not track

data processed by  TRIPLESDATA



## Eagle Farm Professional

### Race 9: LADBROKES QUICK MULTI Class 1 Handicap - 1400m

02 July 2025 - 16:39



BRISBANE  
RACING CLUB

Track Rating: Soft 5, Weather: Overcast, Rail Position: +9m Entire

Section						Overall	1200m	1000m	800m	600m	400m	Last 600m	
Field Times						1:25.02 (0:13.39)	1:11.63 (0:10.74)	1:00.89 (0:11.30)	0:49.59 (0:11.98)	0:37.61 (0:12.17)	0:25.44 (0:12.34)	0:37.61	
Rank	TAB	Horse/Jockey	Barrier	Top Speed [km/h]	Fastest Section								Distance Travelled [m]
11	15	YOU KAY SQUEEZE	12	65.2	0:11.25	1:25.93 [11]	1:11.14 [15]	0:59.89 [15]	0:48.52 [15]	0:36.88 [15]	0:24.90 [15]	0:36.88	-5
		Cobi Vitler		1200m	1200m	(0:14.79)	(0:11.25)	(0:11.37)	(0:11.64)	(0:11.98)	(0:12.03)		
12	2	LOVEWILLCOMELATER	14	69.5	0:10.60	1:26.00 [12]	1:12.34 [5]	1:01.74 [3]	0:50.51 [3]	0:38.55 [3]	0:26.42 [1]	0:38.55	-1
		Robbie Dolan		1200m	1200m	(0:13.66)	(0:10.60)	(0:11.23)	(0:11.96)	(0:12.13)	(0:12.52)		
13	18	FOURANDAHALF	15	66.6	0:10.94	1:26.09 [13]	1:11.56 [14]	1:00.62 [14]	0:49.30 [14]	0:37.77 [12]	0:25.77 [10]	0:37.77	-4
		Jake Bayliss		1200m	1200m	(0:14.53)	(0:10.94)	(0:11.32)	(0:11.53)	(0:12.00)	(0:12.35)		
14	19	BOROGORU	11	68.3	0:10.78	1:26.13 [14]	1:12.17 [8]	1:01.39 [8]	0:49.98 [9]	0:38.12 [8]	0:26.20 [6]	0:38.12	-2
		Brandon Lerena		1200m	1200m	(0:13.96)	(0:10.78)	(0:11.41)	(0:11.86)	(0:11.92)	(0:12.30)		
15	21	HAZEY HILL	4	68.6	0:10.79	1:27.31 [15]	1:13.77 [3]	1:02.98 [4]	0:51.66 [4]	0:39.73 [4]	0:27.39 [5]	0:39.73	-9
		Mark Du Plessis		Overall	1200m	(0:13.54)	(0:10.79)	(0:11.32)	(0:11.93)	(0:12.34)	(0:12.79)		

Scratched: Bit Of Grunt (#22), Heavenly Impact (#1), November Sun (#14), Nagamie (#6), Headhunter (#9), April (#8), Keepmeintheleope (#23), Monarch Express (#20)



# Eagle Farm Professional

## Race 9: LADBROKES QUICK MULTI Class 1 Handicap - 1400m

02 July 2025 - 16:39



BRISBANE  
RACING CLUB

Track Rating: Soft 5, Weather: Overcast, Rail Position: +9m Entire

Section Field Times				200m 0:13.10 (0:13.10)				Last 600m 0:37.61	
Rank	TAB	Horse/Jockey	Barrier	Top Speed [km/h]	Fastest Section	Margin		Distance Travelled [m]	
1	12	VICTORY FLAME	6	69.1	0:10.74	0:12.71 [5]	1:25.02	0:36.83	
		Tahlia Fenlon		1200m	1200m	(0:12.71)			
2	13	VELOZES	9	69.9	0:10.62	0:13.14 [1]	0.28L	0:37.65	-1
		Angela Jones		1200m	1200m	(0:13.14)			
3	4	FIRST MAN	2	69.4	0:10.74	0:13.09 [7]	2.44L	0:37.55	+3
		Jag Guthmann-Chester		Overall	1200m	(0:13.09)			
4	7	SIMPLY FUN	5	68.5	0:10.77	0:13.40 [2]	2.52L	0:37.85	-4
		Georgina Cartwright		1200m	1200m	(0:13.40)			
5	10	LITTLE JEANIE	3	69.3	0:10.78	0:13.04 [8]	2.91L	0:37.27	-6
		Damien Thornton		1200m	1200m	(0:13.04)			
6	16	HELLO LOVELY	8	68.9	0:10.74	0:13.24 [6]	3.3L	0:38.14	-5
		Anthony Allen		Overall	1200m	(0:13.24)			
7	5	MAKE A CALL	13	66.0	0:11.05	0:13.16 [10]	4.18L	0:37.27	-11
		Ryan Maloney		1200m	1200m	(0:13.16)			
8	11	TRISKELION	1	69.2	0:10.78	0:13.22 [9]	4.34L	0:37.88	-7
		Bailey Wheeler		1200m	1200m	(0:13.22)			
9	17	BERNICE'S SPIRIT	7	68.7	0:10.74	0:13.20 [11]	4.48L	0:37.75	+2
		Luke Dempsey		1200m	1200m	(0:13.20)			
10	3	STARLIGHT NATION	10	67.1	0:10.98	0:13.18 [13]	4.99L	0:37.43	-2
		Emily Lang		1200m	1200m	(0:13.18)			

Scratched: Bit Of Grunt (#22), Heavenly Impact (#1), November Sun (#14), Nagamie (#6), Headhunter (#9), April (#8), Keepmeintheleope (#23), Monarch Express (#20)

Report Created: Wed 2 July 2025 17:12 GMT+10 (Note: Timing is based on position data)

Page 3/19

[ ] Ranking at each section and finish  
-:-:- No data available at this section  
NA No data available

SCN Saddle cloth number  
DNF Did not finish  
DNT Did not track

data processed by  TRIPLESDATA



## Eagle Farm Professional

### Race 9: LADBROKES QUICK MULTI Class 1 Handicap - 1400m

02 July 2025 - 16:39



BRISBANE  
RACING CLUB

Track Rating: Soft 5, Weather: Overcast, Rail Position: +9m Entire

Section		200m					Last 600m		
Field Times		0:13.10 (0:13.10)					0:37.61		
Rank	TAB	Horse/Jockey	Barrier	Top Speed [km/h]	Fastest Section	Margin		Distance Travelled [m]	
11	15	YOU KAY SQUEEZE	12	65.2	0:11.25	0:12.87 [15]	5.35L	0:36.88	-5
		Cobi Vitler		1200m	1200m	(0:12.87)			
12	2	LOVEWILLCOMELATER	14	69.5	0:10.60	0:13.90 [3]	5.77L	0:38.55	-1
		Robbie Dolan		1200m	1200m	(0:13.90)			
13	18	FOURANDAHALF	15	66.6	0:10.94	0:13.42 [12]	6.31L	0:37.77	-4
		Jake Bayliss		1200m	1200m	(0:13.42)			
14	19	BOROGORU	11	68.3	0:10.78	0:13.90 [4]	6.55L	0:38.12	-2
		Brandon Lerena		1200m	1200m	(0:13.90)			
15	21	HAZEY HILL	4	68.6	0:10.79	0:14.60 [14]	13.48L	0:39.73	-9
		Mark Du Plessis		Overall	1200m	(0:14.60)			

Scratched: Bit Of Grunt (#22), Heavenly Impact (#1), November Sun (#14), Nagamie (#6), Headhunter (#9), April (#8), Keepmeintheleope (#23), Monarch Express (#20)



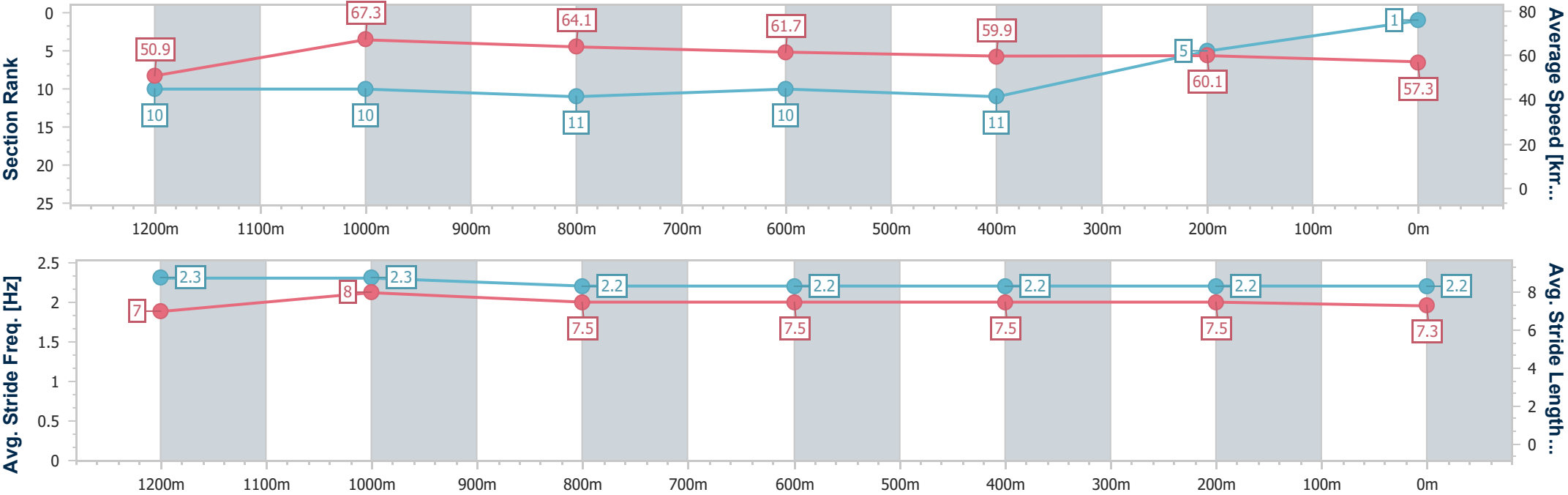
Horse/Jockey Name	Victory Flame
Final Rank	1
Fastest Section Time (Section)	0:10.74 (1200m)
Top Speed [km/h] (Section)	69.1 (1200m)
Race State	Finished



Eagle FarmProfessional  
Race 9: LADBROKES QUICK MULTI Class 1 Handicap - 1400m  
02 July 2025 - 16:39  
Track Rating: Soft 5, Weather: Overcast, Rail Position: +9m Entire



Section	Overall	1200m	1000m	800m	600m	400m	200m						
Section Times	1:25.02 [1] (0:14.16)	1:10.86 [10] (0:10.74)	1:00.12 [10] (0:11.47)	0:48.65 [11] (0:11.82)	0:36.83 [10] (0:12.18)	0:24.65 [11] (0:11.94)	0:12.71 [5] (0:12.71)						
Average Speed [km/h]	50.9	67.3	64.1	61.7	59.9	60.1	57.3						
Top Speed [km/h]	67.8	69.1	65.5	65.5	61.3	62.2	57.9						
Avg. Dist. to Rail [m]	3.9	3.0	3.9	3.6	2.2	4.5	7.5						
Avg. Stride Freq. [Hz]	2.3	2.3	2.2	2.2	2.2	2.2	2.2						
Avg. Stride Length [m]	7.0	8.0	7.5	7.5	7.5	7.5	7.3						





Horse/Jockey Name	Velozes
Final Rank	2
Fastest Section Time (Section)	0:10.62 (1200m)
Top Speed [km/h] (Section)	69.9 (1200m)
Race State	Finished

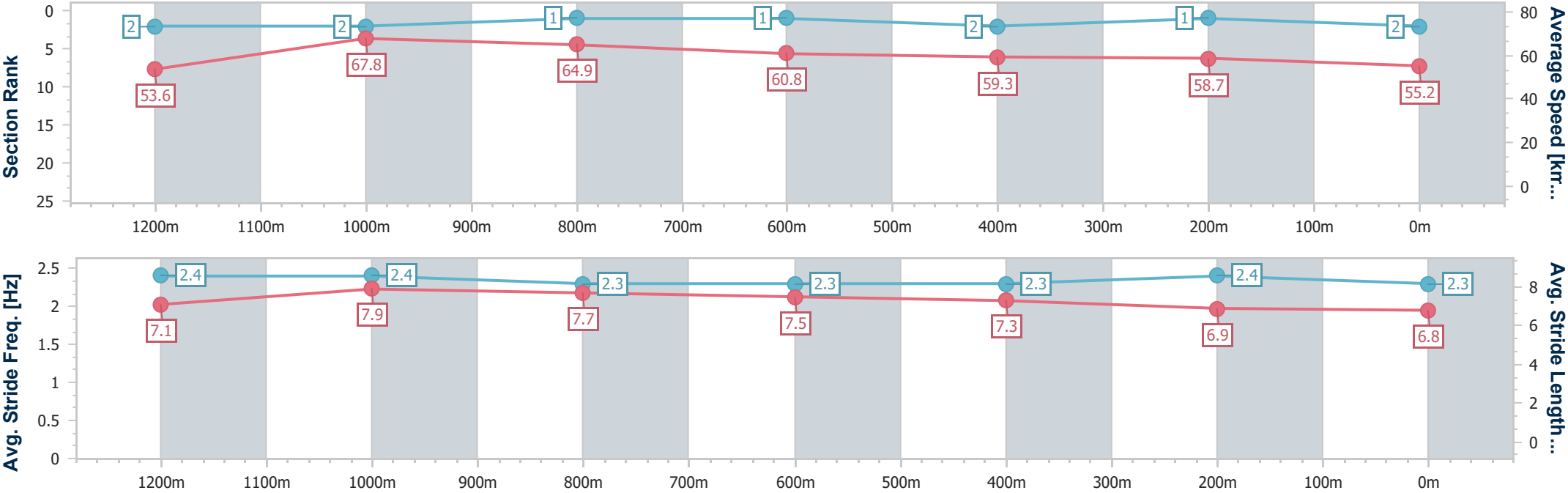


Eagle FarmProfessional  
Race 9: LADBROKES QUICK MULTI Class 1 Handicap - 1400m  
02 July 2025 - 16:39  
Track Rating: Soft 5, Weather: Overcast, Rail Position: +9m Entire



BRISBANE  
RACING CLUB

Section	Overall	1200m	1000m	800m	600m	400m	200m						
Section Times	1:25.06 [2] (0:13.51)	1:11.55 [2] (0:10.62)	1:00.93 [2] (0:11.30)	0:49.63 [1] (0:11.98)	0:37.65 [1] (0:12.23)	0:25.42 [2] (0:12.28)	0:13.14 [1] (0:13.14)						
Average Speed [km/h]	53.6	67.8	64.9	60.8	59.3	58.7	55.2						
Top Speed [km/h]	69.8	69.9	66.0	63.1	60.0	60.3	57.7						
Avg. Dist. to Rail [m]	7.8	3.8	3.1	3.2	1.3	2.0	3.4						
Avg. Stride Freq. [Hz]	2.4	2.4	2.3	2.3	2.3	2.4	2.3						
Avg. Stride Length [m]	7.1	7.9	7.7	7.5	7.3	6.9	6.8						







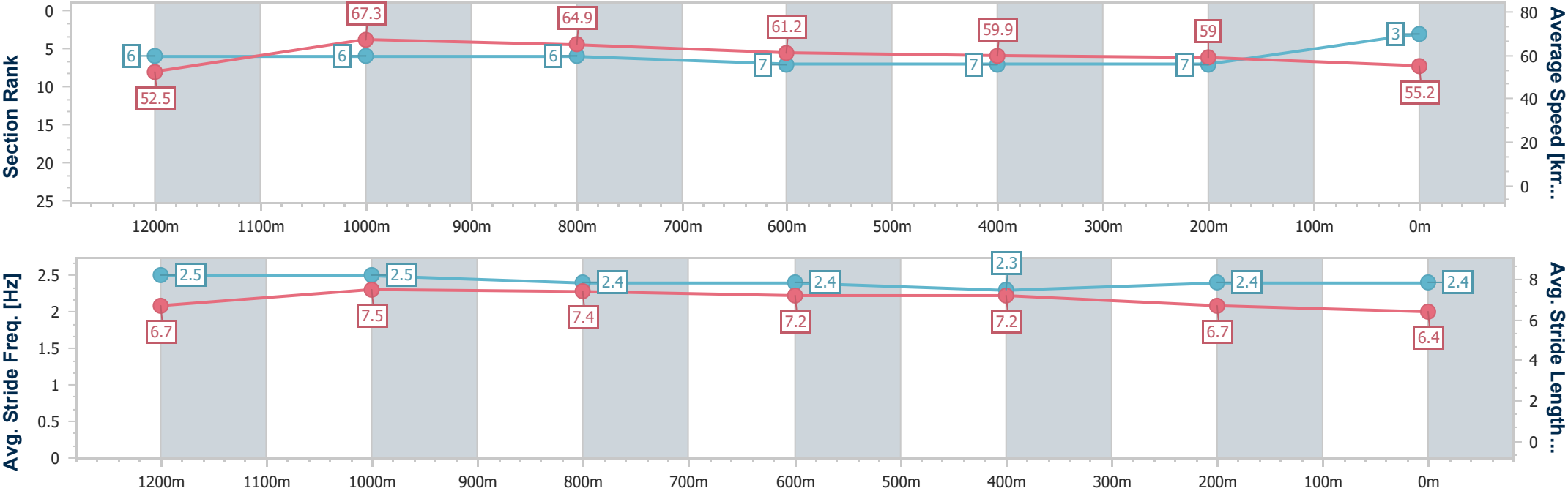
Horse/Jockey Name	First Man
Final Rank	3
Fastest Section Time (Section)	0:10.74 (1200m)
Top Speed [km/h] (Section)	69.4 (Overall)
Race State	Finished



Eagle FarmProfessional  
Race 9: LADBROKES QUICK MULTI Class 1 Handicap - 1400m  
02 July 2025 - 16:39  
Track Rating: Soft 5, Weather: Overcast, Rail Position: +9m Entire



Section	Overall	1200m	1000m	800m	600m	400m	200m						
Section Times	1:25.43 [3] (0:13.76)	1:11.67 [6] (0:10.74)	1:00.93 [6] (0:11.33)	0:49.60 [6] (0:12.05)	0:37.55 [7] (0:12.23)	0:25.32 [7] (0:12.23)	0:13.09 [7] (0:13.09)						
Average Speed [km/h]	52.5	67.3	64.9	61.2	59.9	59.0	55.2						
Top Speed [km/h]	69.4	69.1	66.2	65.1	60.9	61.5	57.9						
Avg. Dist. to Rail [m]	3.2	3.3	4.4	5.7	3.6	6.5	9.4						
Avg. Stride Freq. [Hz]	2.5	2.5	2.4	2.4	2.3	2.4	2.4						
Avg. Stride Length [m]	6.7	7.5	7.4	7.2	7.2	6.7	6.4						





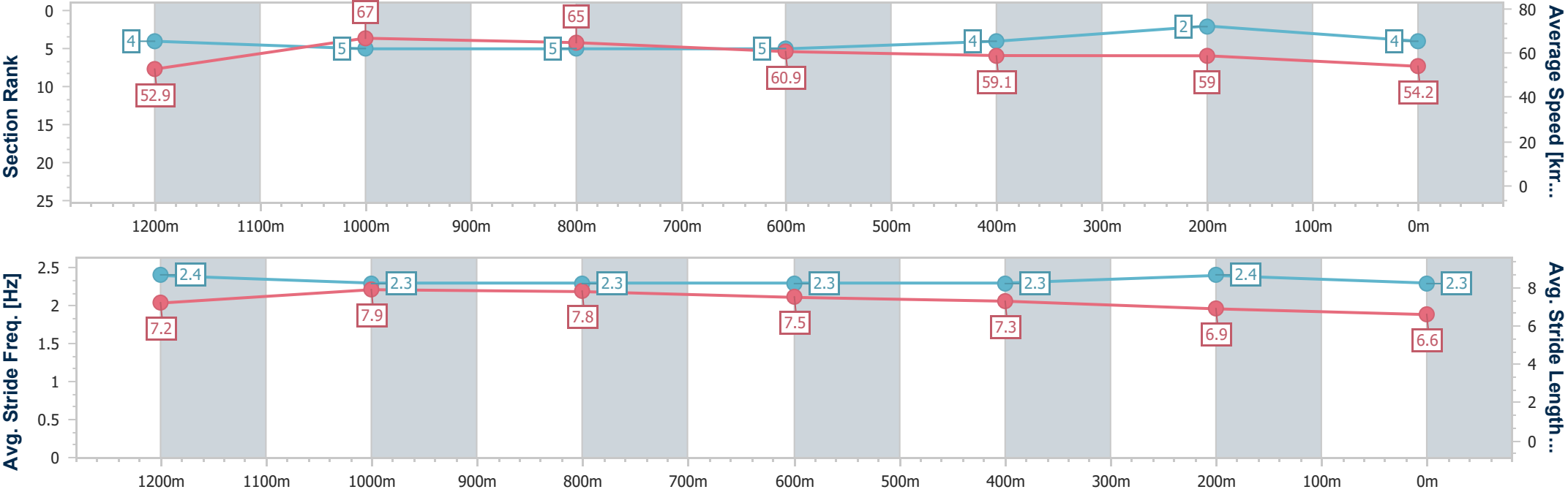
Horse/Jockey Name	Simply Fun
Final Rank	4
Fastest Section Time (Section)	0:10.77 (1200m)
Top Speed [km/h] (Section)	68.5 (1200m)
Race State	Finished



Eagle FarmProfessional  
Race 9: LADBROKES QUICK MULTI Class 1 Handicap - 1400m  
02 July 2025 - 16:39  
Track Rating: Soft 5, Weather: Overcast, Rail Position: +9m Entire



Section	Overall	1200m	1000m	800m	600m	400m	200m						
Section Times	1:25.44 [4] (0:13.64)	1:11.80 [4] (0:10.77)	1:01.03 [5] (0:11.25)	0:49.78 [5] (0:11.93)	0:37.85 [5] (0:12.25)	0:25.60 [4] (0:12.20)	0:13.40 [2] (0:13.40)						
Average Speed [km/h]	52.9	67.0	65.0	60.9	59.1	59.0	54.2						
Top Speed [km/h]	67.7	68.5	65.6	62.9	59.8	60.5	56.7						
Avg. Dist. to Rail [m]	4.6	3.0	2.7	2.0	1.7	4.1	3.6						
Avg. Stride Freq. [Hz]	2.4	2.3	2.3	2.3	2.3	2.4	2.3						
Avg. Stride Length [m]	7.2	7.9	7.8	7.5	7.3	6.9	6.6						





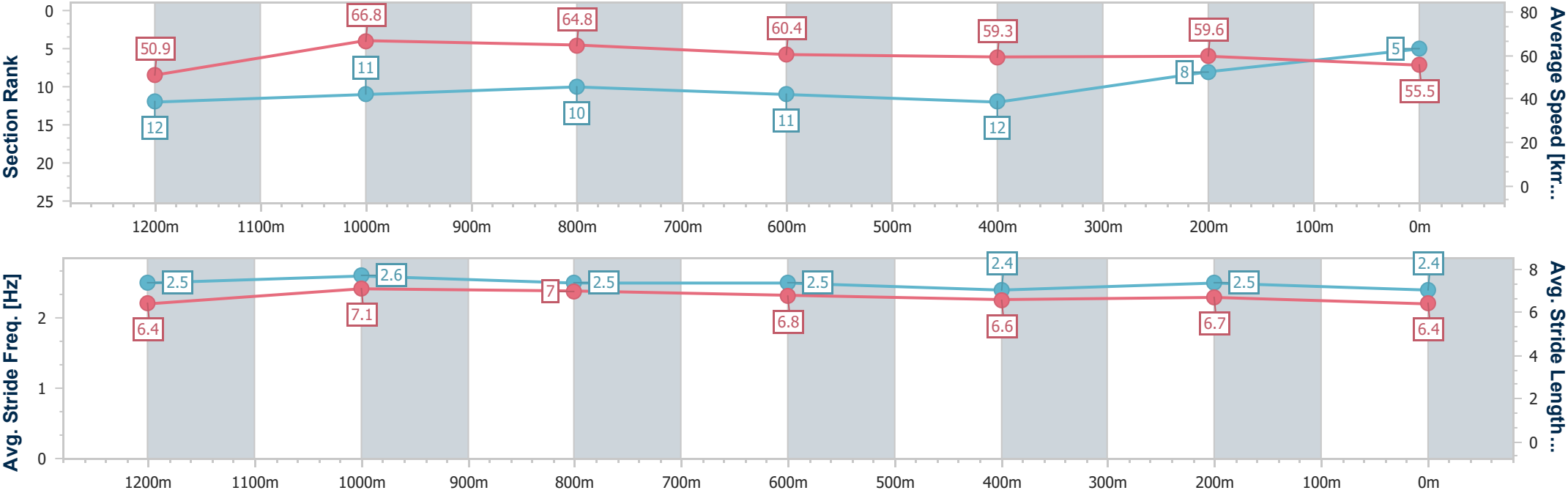
Horse/Jockey Name	Little Jeanie
Final Rank	5
Fastest Section Time (Section)	0:10.78 (1200m)
Top Speed [km/h] (Section)	69.3 (1200m)
Race State	Finished



Eagle FarmProfessional  
Race 9: LADBROKES QUICK MULTI Class 1 Handicap - 1400m  
02 July 2025 - 16:39  
Track Rating: Soft 5, Weather: Overcast, Rail Position: +9m Entire



Section	Overall	1200m	1000m	800m	600m	400m	200m						
Section Times	1:25.51 [5] (0:14.18)	1:11.33 [12] (0:10.78)	1:00.55 [11] (0:11.31)	0:49.24 [10] (0:11.97)	0:37.27 [11] (0:12.14)	0:25.13 [12] (0:12.09)	0:13.04 [8] (0:13.04)						
Average Speed [km/h]	50.9	66.8	64.8	60.4	59.3	59.6	55.5						
Top Speed [km/h]	67.6	69.3	65.4	64.2	60.6	61.1	57.6						
Avg. Dist. to Rail [m]	3.3	2.8	2.9	1.0	0.3	1.8	3.5						
Avg. Stride Freq. [Hz]	2.5	2.6	2.5	2.5	2.4	2.5	2.4						
Avg. Stride Length [m]	6.4	7.1	7.0	6.8	6.6	6.7	6.4						





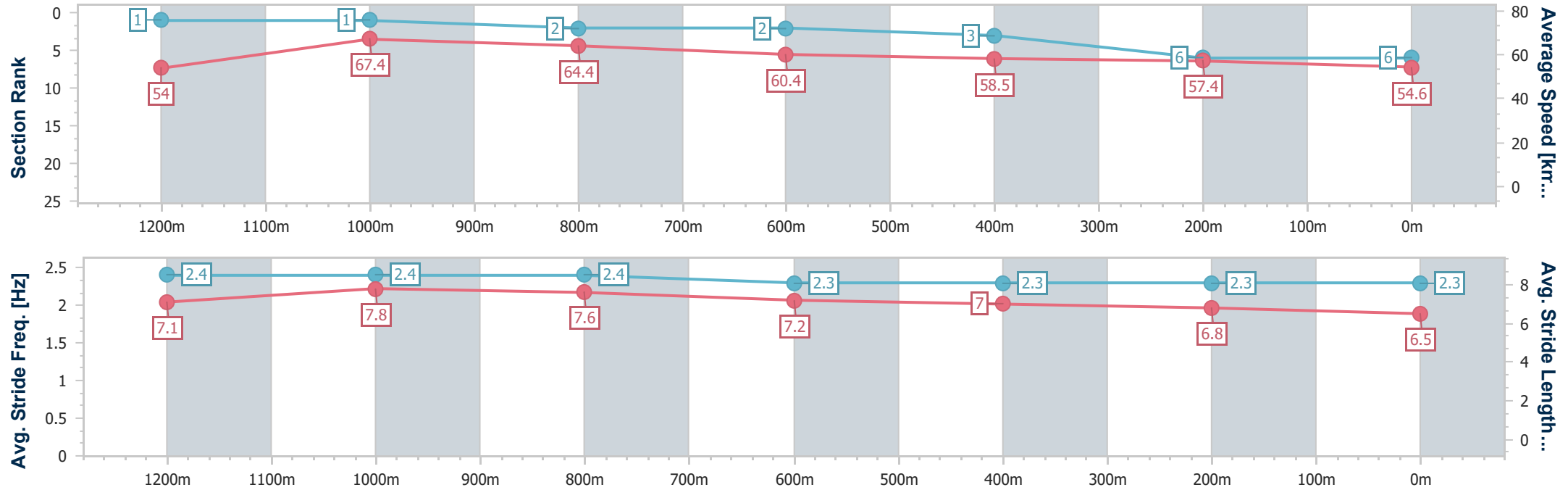
Horse/Jockey Name	Hello Lovely
Final Rank	6
Fastest Section Time (Section)	0:10.74 (1200m)
Top Speed [km/h] (Section)	68.9 (Overall)
Race State	Finished



Eagle FarmProfessional  
Race 9: LADBROKES QUICK MULTI Class 1 Handicap - 1400m  
02 July 2025 - 16:39  
Track Rating: Soft 5, Weather: Overcast, Rail Position: +9m Entire



Section	Overall	1200m	1000m	800m	600m	400m	200m						
Section Times	1:25.58 [6] (0:13.39)	1:12.19 [1] (0:10.74)	1:01.45 [1] (0:11.33)	0:50.12 [2] (0:11.98)	0:38.14 [2] (0:12.34)	0:25.80 [3] (0:12.56)	0:13.24 [6] (0:13.24)						
Average Speed [km/h]	54.0	67.4	64.4	60.4	58.5	57.4	54.6						
Top Speed [km/h]	68.9	68.7	66.5	62.9	59.6	59.1	58.1						
Avg. Dist. to Rail [m]	7.0	4.2	2.7	2.0	0.7	1.3	2.6						
Avg. Stride Freq. [Hz]	2.4	2.4	2.4	2.3	2.3	2.3	2.3						
Avg. Stride Length [m]	7.1	7.8	7.6	7.2	7.0	6.8	6.5						





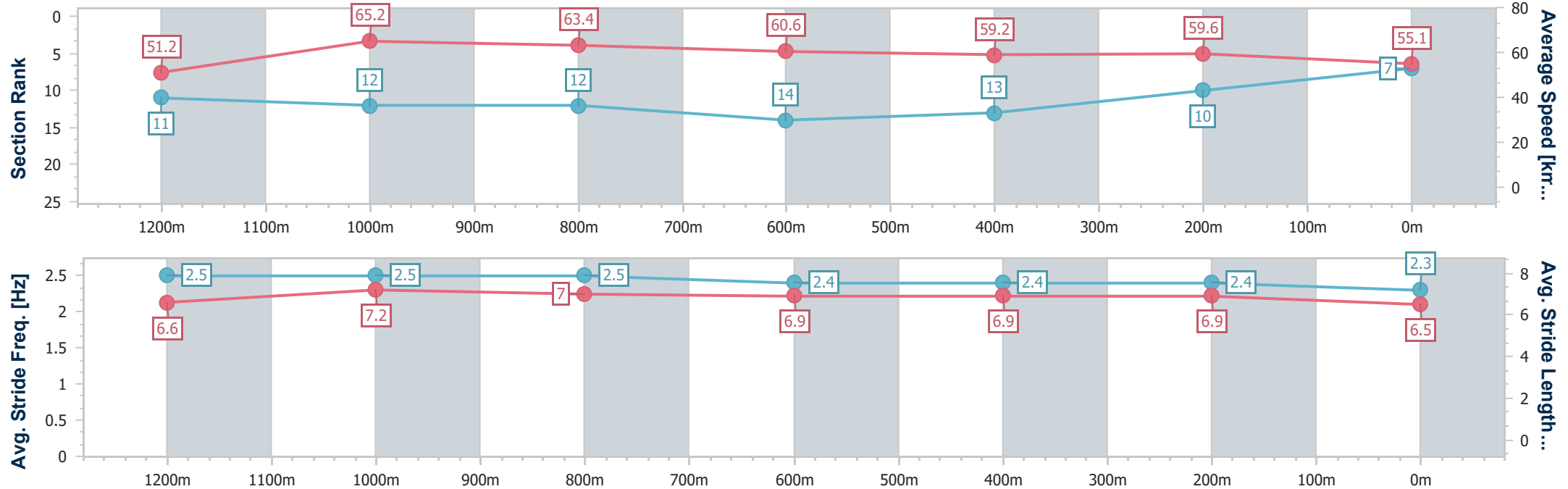
Horse/Jockey Name	Make A Call
Final Rank	7
Fastest Section Time (Section)	0:11.05 (1200m)
Top Speed [km/h] (Section)	66.0 (1200m)
Race State	Finished



Eagle FarmProfessional  
Race 9: LADBROKES QUICK MULTI Class 1 Handicap - 1400m  
02 July 2025 - 16:39  
Track Rating: Soft 5, Weather: Overcast, Rail Position: +9m Entire



Section	Overall	1200m	1000m	800m	600m	400m	200m						
Section Times	1:25.73 [7] (0:14.17)	1:11.56 [11] (0:11.05)	1:00.51 [12] (0:11.41)	0:49.10 [12] (0:11.83)	0:37.27 [14] (0:12.01)	0:25.26 [13] (0:12.10)	0:13.16 [10]						
Average Speed [km/h]	51.2	65.2	63.4	60.6	59.2	59.6	55.1						
Top Speed [km/h]	64.3	66.0	64.1	62.8	61.1	61.3	57.1						
Avg. Dist. to Rail [m]	9.9	2.3	1.0	0.8	1.9	1.9	5.3						
Avg. Stride Freq. [Hz]	2.5	2.5	2.5	2.4	2.4	2.4	2.3						
Avg. Stride Length [m]	6.6	7.2	7.0	6.9	6.9	6.9	6.5						





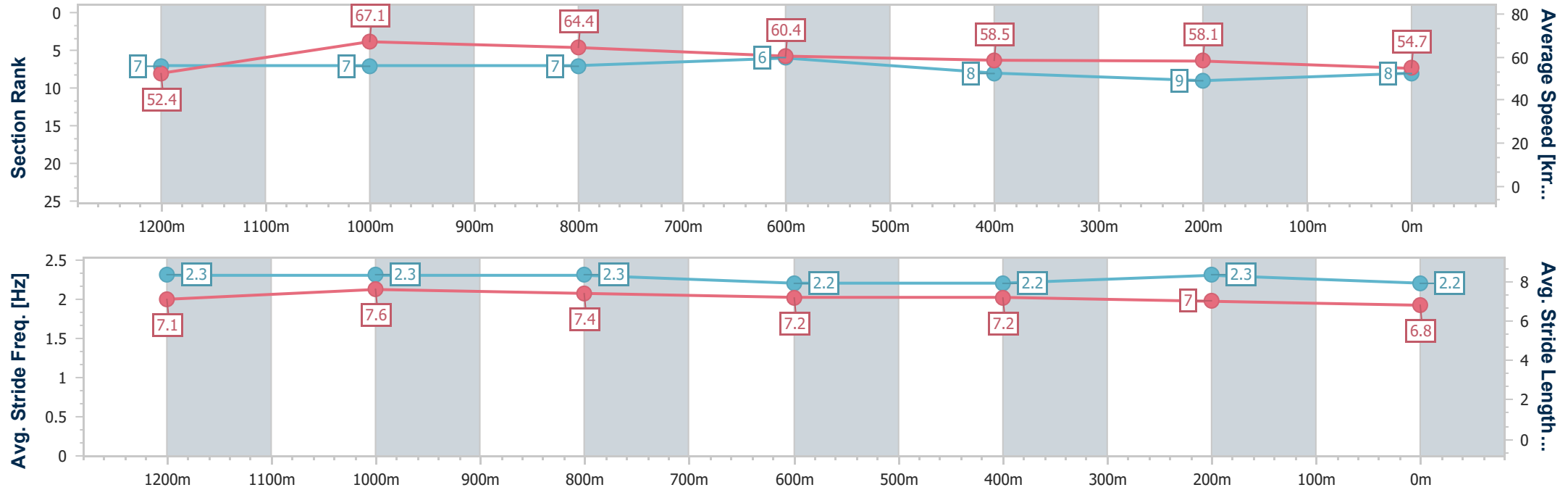
Horse/Jockey Name	Triskelion
Final Rank	8
Fastest Section Time (Section)	0:10.78 (1200m)
Top Speed [km/h] (Section)	69.2 (1200m)
Race State	Finished



Eagle FarmProfessional  
Race 9: LADBROKES QUICK MULTI Class 1 Handicap - 1400m  
02 July 2025 - 16:39  
Track Rating: Soft 5, Weather: Overcast, Rail Position: +9m Entire



Section	Overall	1200m	1000m	800m	600m	400m	200m						
Section Times	1:25.75 [8] (0:13.77)	1:11.98 [7] (0:10.78)	1:01.20 [7] (0:11.34)	0:49.86 [7] (0:11.98)	0:37.88 [6] (0:12.26)	0:25.62 [8] (0:12.40)	0:13.22 [9] (0:13.22)						
Average Speed [km/h]	52.4	67.1	64.4	60.4	58.5	58.1	54.7						
Top Speed [km/h]	68.4	69.2	65.5	63.5	59.9	60.0	56.6						
Avg. Dist. to Rail [m]	2.7	3.3	3.0	1.1	0.7	1.3	5.0						
Avg. Stride Freq. [Hz]	2.3	2.3	2.3	2.2	2.2	2.3	2.2						
Avg. Stride Length [m]	7.1	7.6	7.4	7.2	7.2	7.0	6.8						

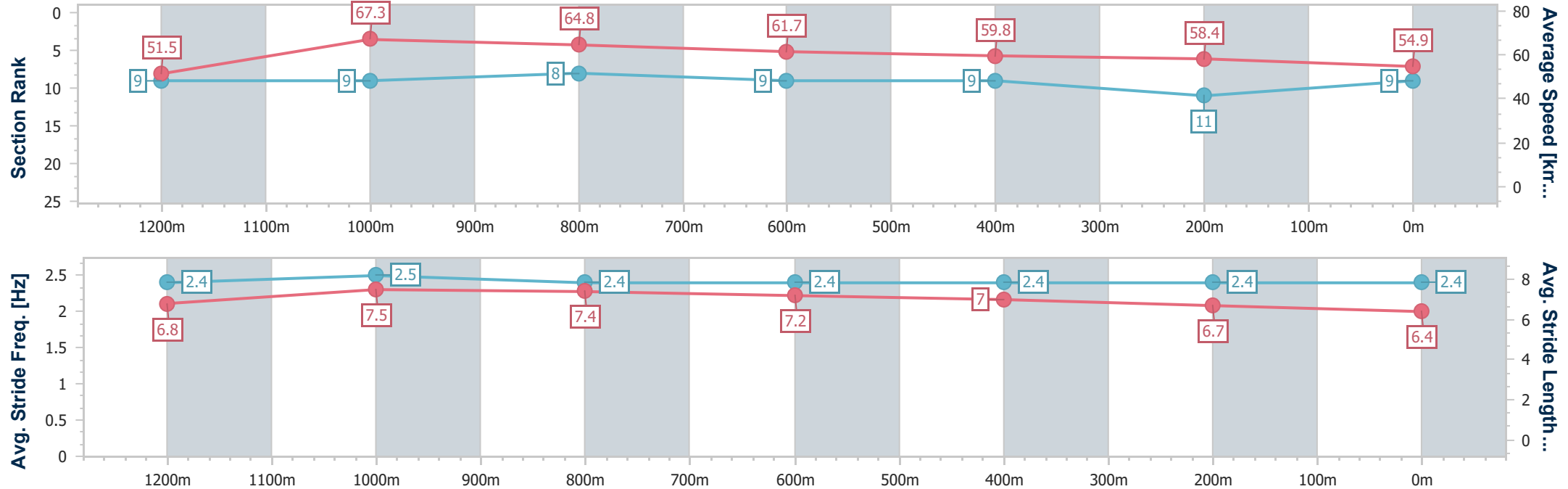




Horse/Jockey Name	Bernice's Spirit
Final Rank	9
Fastest Section Time (Section)	0:10.74 (1200m)
Top Speed [km/h] (Section)	68.7 (1200m)
Race State	Finished



Section	Overall	1200m	1000m	800m	600m	400m	200m						
Section Times	1:25.78 [9] (0:14.04)	1:11.74 [9] (0:10.74)	1:01.00 [9] (0:11.36)	0:49.64 [8] (0:11.89)	0:37.75 [9] (0:12.21)	0:25.54 [9] (0:12.34)	0:13.20 [11] (0:13.20)						
Average Speed [km/h]	51.5	67.3	64.8	61.7	59.8	58.4	54.9						
Top Speed [km/h]	66.8	68.7	65.3	65.0	61.1	61.6	56.8						
Avg. Dist. to Rail [m]	5.0	3.2	4.1	4.2	3.2	6.5	8.4						
Avg. Stride Freq. [Hz]	2.4	2.5	2.4	2.4	2.4	2.4	2.4						
Avg. Stride Length [m]	6.8	7.5	7.4	7.2	7.0	6.7	6.4						

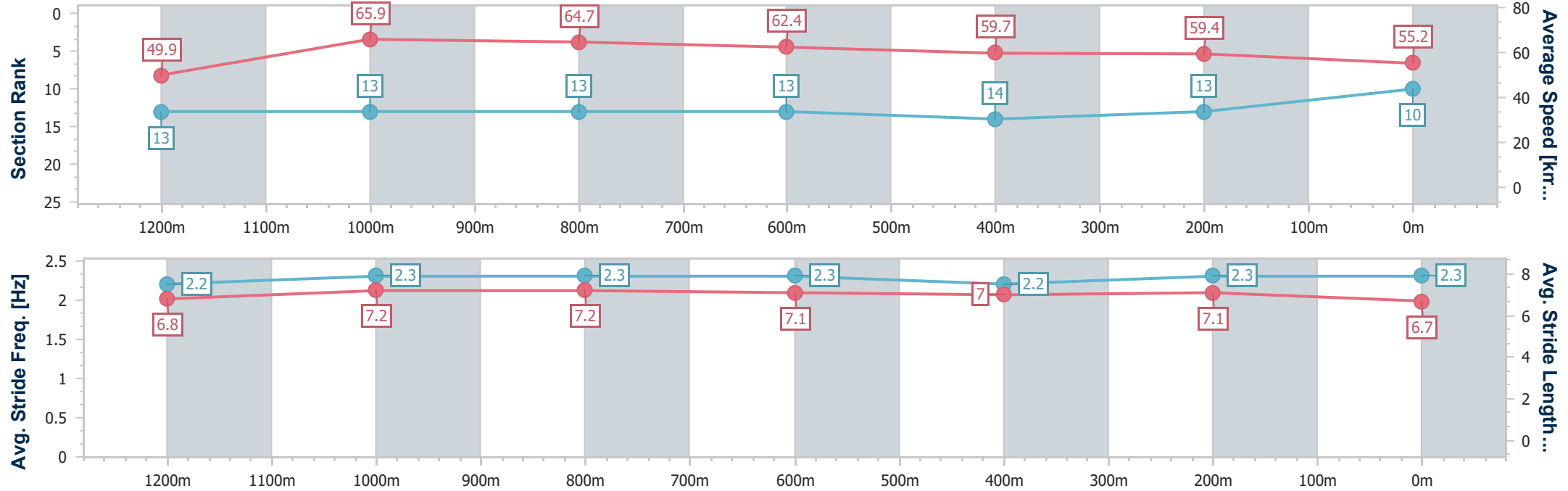




Horse/Jockey Name	Starlight Nation
Final Rank	10
Fastest Section Time (Section)	0:10.98 (1200m)
Top Speed [km/h] (Section)	67.1 (1200m)
Race State	Finished



Section	Overall	1200m	1000m	800m	600m	400m	200m						
Section Times	1:25.86 [10] (0:14.47)	1:11.39 [13] (0:10.98)	1:00.41 [13] (0:11.32)	0:49.09 [13] (0:11.66)	0:37.43 [13] (0:12.14)	0:25.29 [14] (0:12.11)	0:13.18 [13] (0:13.18)						
Average Speed [km/h]	49.9	65.9	64.7	62.4	59.7	59.4	55.2						
Top Speed [km/h]	65.5	67.1	65.4	65.8	61.0	61.0	58.8						
Avg. Dist. to Rail [m]	6.8	3.0	3.4	2.6	1.6	7.3	10.1						
Avg. Stride Freq. [Hz]	2.2	2.3	2.3	2.3	2.2	2.3	2.3						
Avg. Stride Length [m]	6.8	7.2	7.2	7.1	7.0	7.1	6.7						



[ ] Ranking at each section and finish  
-.-.- No data available at this section  
NA No data available





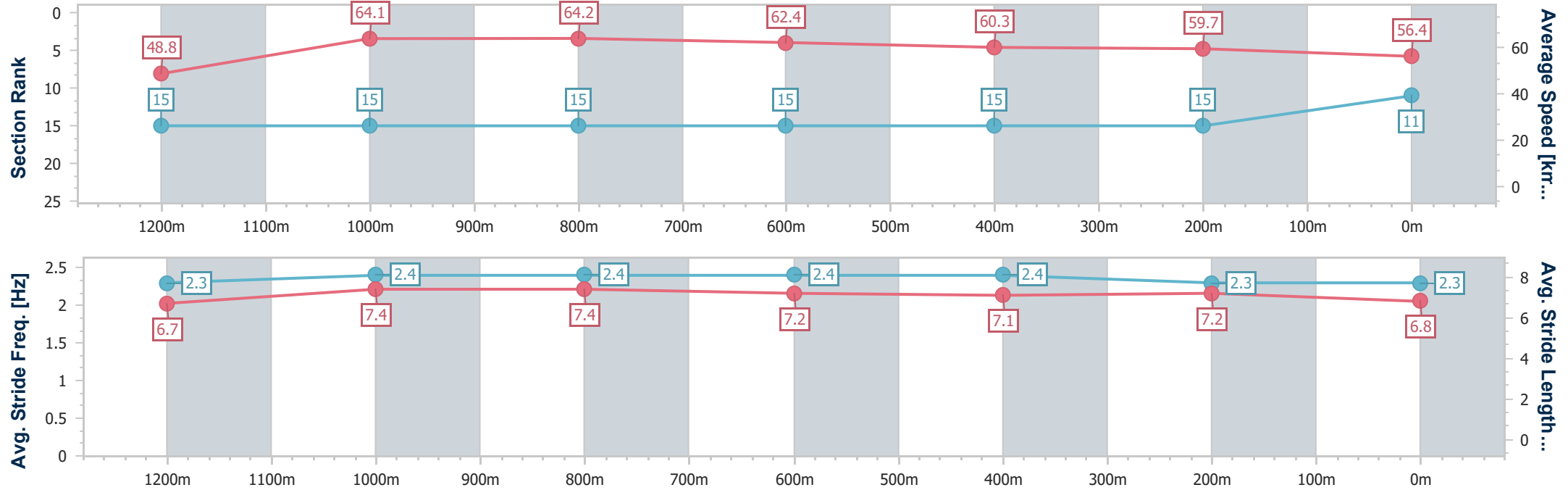
Horse/Jockey Name	You Kay Squeeze
Final Rank	11
Fastest Section Time (Section)	0:11.25 (1200m)
Top Speed [km/h] (Section)	65.2 (1200m)
Race State	Finished



Eagle FarmProfessional  
Race 9: LADBROKES QUICK MULTI Class 1 Handicap - 1400m  
02 July 2025 - 16:39  
Track Rating: Soft 5, Weather: Overcast, Rail Position: +9m Entire



Section	Overall	1200m	1000m	800m	600m	400m	200m						
Section Times	1:25.93 [11] (0:14.79)	1:11.14 [15] (0:11.25)	0:59.89 [15] (0:11.37)	0:48.52 [15] (0:11.64)	0:36.88 [15] (0:11.98)	0:24.90 [15] (0:12.03)	0:12.87 [15] (0:12.87)						
Average Speed [km/h]	48.8	64.1	64.2	62.4	60.3	59.7	56.4						
Top Speed [km/h]	65.1	65.2	64.8	64.1	61.8	60.6	59.4						
Avg. Dist. to Rail [m]	7.7	2.2	2.6	1.6	0.5	1.2	1.1						
Avg. Stride Freq. [Hz]	2.3	2.4	2.4	2.4	2.4	2.3	2.3						
Avg. Stride Length [m]	6.7	7.4	7.4	7.2	7.1	7.2	6.8						





Horse/Jockey Name	Lovewillcomelater
Final Rank	12
Fastest Section Time (Section)	0:10.60 (1200m)
Top Speed [km/h] (Section)	69.5 (1200m)
Race State	Finished

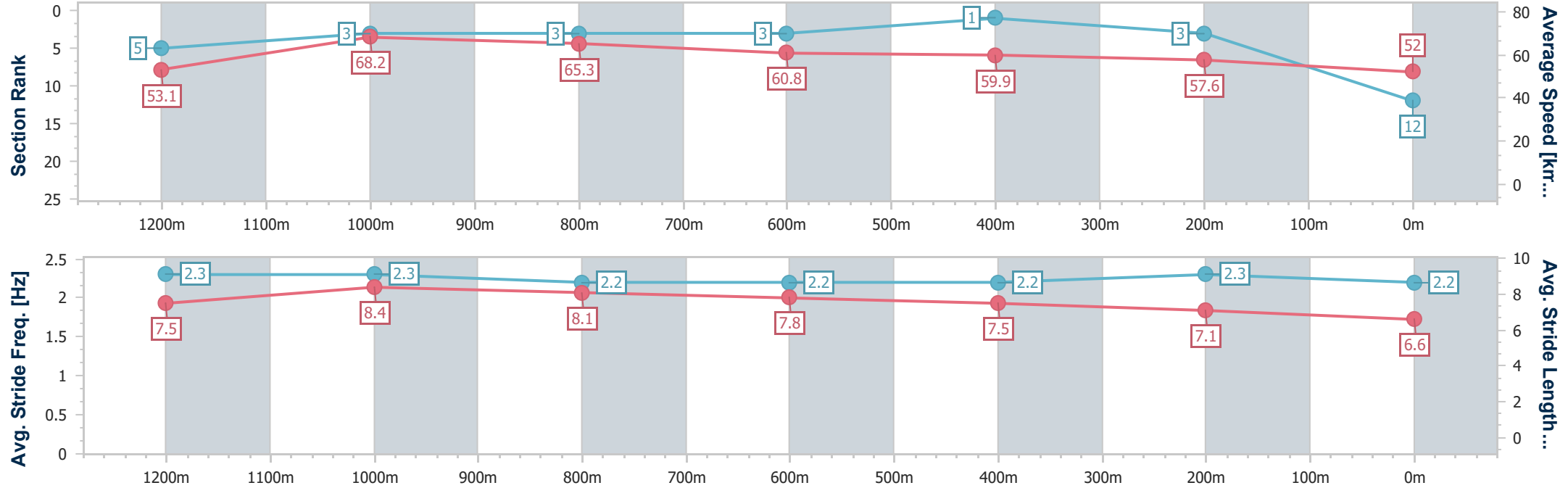


Eagle FarmProfessional  
Race 9: LADBROKES QUICK MULTI Class 1 Handicap - 1400m  
02 July 2025 - 16:39  
Track Rating: Soft 5, Weather: Overcast, Rail Position: +9m Entire



BRISBANE  
RACING CLUB

Section	Overall	1200m	1000m	800m	600m	400m	200m						
Section Times	1:26.00 [12] (0:13.66)	1:12.34 [5] (0:10.60)	1:01.74 [3] (0:11.23)	0:50.51 [3] (0:11.96)	0:38.55 [3] (0:12.13)	0:26.42 [1] (0:12.52)	0:13.90 [3] (0:13.90)						
Average Speed [km/h]	53.1	68.2	65.3	60.8	59.9	57.6	52.0						
Top Speed [km/h]	68.2	69.5	66.5	63.4	60.1	60.2	55.8						
Avg. Dist. to Rail [m]	10.4	4.5	4.0	2.5	1.7	1.9	2.5						
Avg. Stride Freq. [Hz]	2.3	2.3	2.2	2.2	2.2	2.3	2.2						
Avg. Stride Length [m]	7.5	8.4	8.1	7.8	7.5	7.1	6.6						

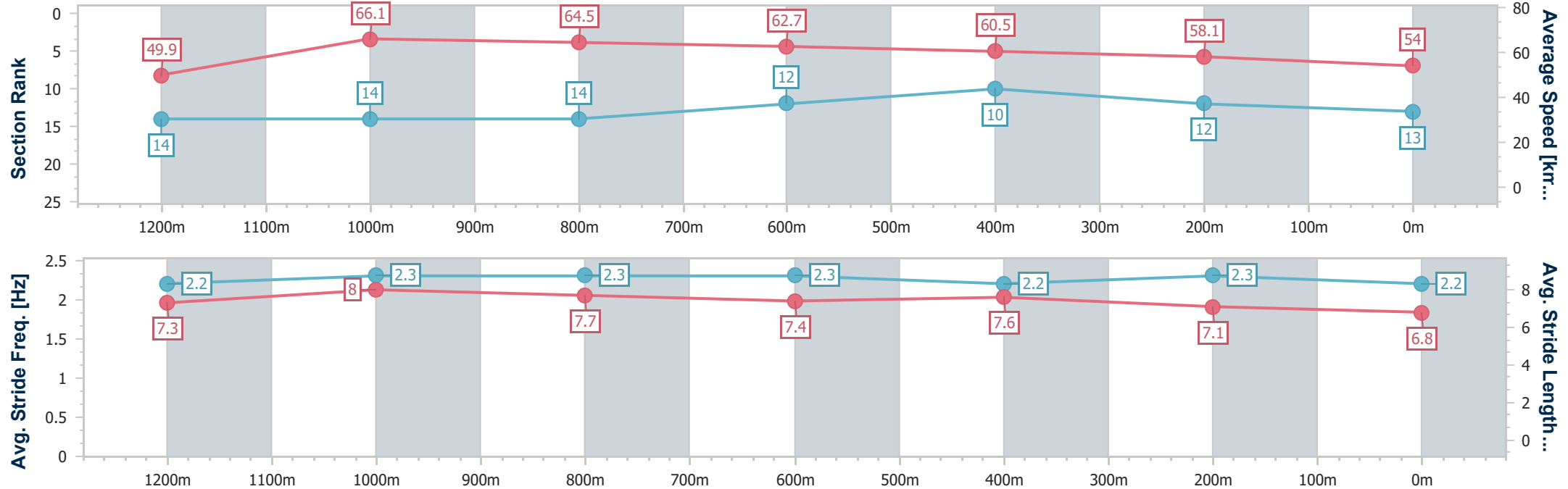




Horse/Jockey Name	Fourandahalf
Final Rank	13
Fastest Section Time (Section)	0:10.94 (1200m)
Top Speed [km/h] (Section)	66.6 (1200m)
Race State	Finished



Section	Overall	1200m	1000m	800m	600m	400m	200m						
Section Times	1:26.09 [13] (0:14.53)	1:11.56 [14] (0:10.94)	1:00.62 [14] (0:11.32)	0:49.30 [14] (0:11.53)	0:37.77 [12] (0:12.00)	0:25.77 [10] (0:12.35)	0:13.42 [12] (0:13.42)						
Average Speed [km/h]	49.9	66.1	64.5	62.7	60.5	58.1	54.0						
Top Speed [km/h]	64.8	66.6	65.3	64.4	61.4	61.0	56.5						
Avg. Dist. to Rail [m]	10.8	3.5	3.4	1.1	1.1	6.6	8.9						
Avg. Stride Freq. [Hz]	2.2	2.3	2.3	2.3	2.2	2.3	2.2						
Avg. Stride Length [m]	7.3	8.0	7.7	7.4	7.6	7.1	6.8						

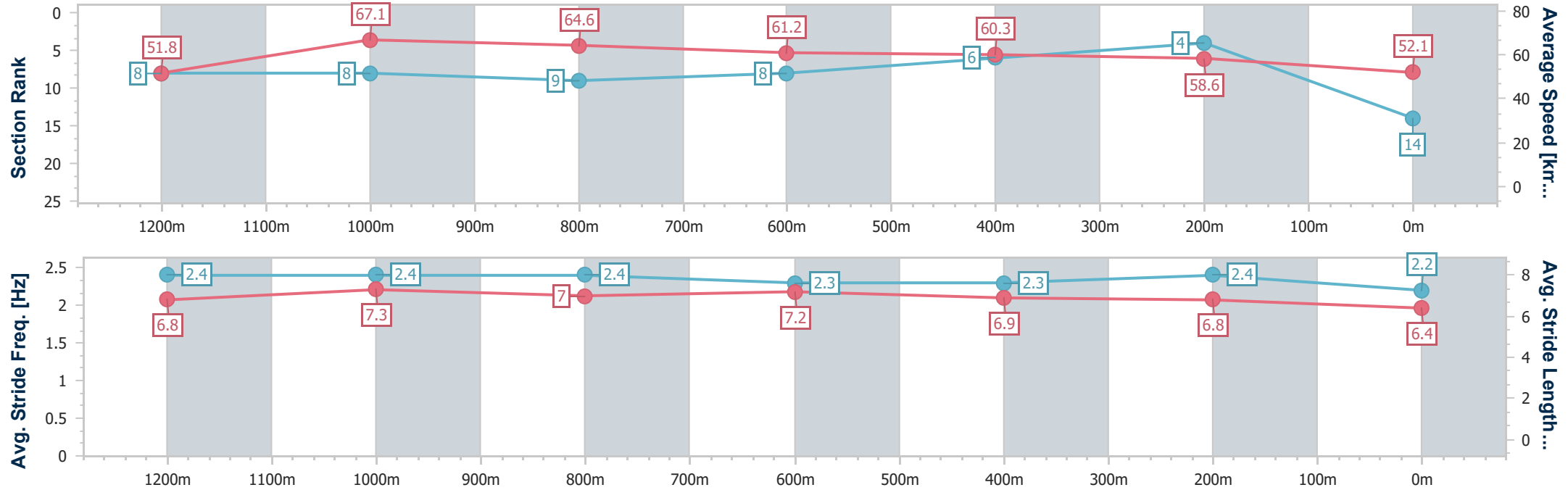




Horse/Jockey Name	Borogoru
Final Rank	14
Fastest Section Time (Section)	0:10.78 (1200m)
Top Speed [km/h] (Section)	68.3 (1200m)
Race State	Finished



Section	Overall	1200m	1000m	800m	600m	400m	200m						
Section Times	1:26.13 [14] (0:13.96)	1:12.17 [8] (0:10.78)	1:01.39 [8] (0:11.41)	0:49.98 [9] (0:11.86)	0:38.12 [8] (0:11.92)	0:26.20 [6] (0:12.30)	0:13.90 [4] (0:13.90)						
Average Speed [km/h]	51.8	67.1	64.6	61.2	60.3	58.6	52.1						
Top Speed [km/h]	67.0	68.3	65.6	65.0	61.3	61.2	56.4						
Avg. Dist. to Rail [m]	9.5	5.1	5.4	2.1	0.7	4.7	8.8						
Avg. Stride Freq. [Hz]	2.4	2.4	2.4	2.3	2.3	2.4	2.2						
Avg. Stride Length [m]	6.8	7.3	7.0	7.2	6.9	6.8	6.4						





Horse/Jockey Name	Hazey Hill
Final Rank	15
Fastest Section Time (Section)	0:10.79 (1200m)
Top Speed [km/h] (Section)	68.6 (Overall)
Race State	Finished



Eagle FarmProfessional  
Race 9: LADBROKES QUICK MULTI Class 1 Handicap - 1400m  
02 July 2025 - 16:39  
Track Rating: Soft 5, Weather: Overcast, Rail Position: +9m Entire



BRISBANE  
RACING CLUB

Section	Overall	1200m	1000m	800m	600m	400m	200m						
Section Times	1:27.31 [15] (0:13.54)	1:13.77 [3] (0:10.79)	1:02.98 [4] (0:11.32)	0:51.66 [4] (0:11.93)	0:39.73 [4] (0:12.34)	0:27.39 [5] (0:12.79)	0:14.60 [14] (0:14.60)						
Average Speed [km/h]	53.3	66.9	64.1	60.4	57.9	56.4	49.7						
Top Speed [km/h]	68.6	67.9	65.3	63.0	59.1	58.0	54.5						
Avg. Dist. to Rail [m]	3.9	2.4	1.6	0.4	0.6	0.2	1.0						
Avg. Stride Freq. [Hz]	2.3	2.2	2.2	2.2	2.2	2.2	2.0						
Avg. Stride Length [m]	6.8	7.5	7.4	7.1	6.9	7.2	6.7						

