



Eagle Farm Professional
Race 1: TEDDY BEARS PICNIC 2 AUGUST BENCHMARK 70 Handicap - 1000m
19 July 2025 - 12:01



Track Rating: Soft 6, Weather: Fine, Rail Position: +1m Entire

Section						Overall	800m	600m	400m	200m	Last 600m		
Field Times						0:58.52 (0:13.41)	0:45.11 (0:10.58)	0:34.53 (0:11.14)	0:23.39 (0:11.11)	0:12.28 (0:12.28)	0:34.53		
Rank	TAB	Horse/Jockey	Barrier	Top Speed [km/h]	Fastest Section						Margin		
1	4	MR GALAZI	8	69.6	0:10.63	0:58.52 [1]	0:45.00 [3]	0:34.37 [2]	0:23.35 [2]	0:12.18 [2]	0:58.52	0:34.37	
		Corey Sutherland		800m	800m	(0:13.52)	(0:10.63)	(0:11.02)	(0:11.17)	(0:12.18)			
2	12	ONE 'N' ONLY	7	69.7	0:10.60	0:58.56 [2]	0:44.54 [9]	0:33.94 [8]	0:22.89 [8]	0:11.93 [5]	0.2L	0:33.94	
		Jag Guthmann-Chester		800m	800m	(0:14.02)	(0:10.60)	(0:11.05)	(0:10.96)	(0:11.93)			
3	9	ARISPHERE	5	69.8	0:10.58	0:58.58 [3]	0:45.17 [2]	0:34.59 [1]	0:23.45 [1]	0:12.34 [1]	0.31L	0:34.59	
		Angela Jones		Overall	800m	(0:13.41)	(0:10.58)	(0:11.14)	(0:11.11)	(0:12.34)			
4	3	I AM VODOO	6	69.3	0:10.61	0:58.86 [4]	0:45.29 [4]	0:34.68 [3]	0:23.67 [3]	0:12.46 [3]	2.01L	0:34.68	
		Rob Thorburn		800m	800m	(0:13.57)	(0:10.61)	(0:11.01)	(0:11.21)	(0:12.46)			
5	6	DEMITASSE	2	68.0	0:10.74	0:59.10 [5]	0:45.36 [7]	0:34.62 [7]	0:23.55 [7]	0:12.41 [7]	3.38L	0:34.62	
		Cobi Vitler		800m	800m	(0:13.74)	(0:10.74)	(0:11.07)	(0:11.14)	(0:12.41)			
6	5	BOODUA ROMANCE	10	68.2	0:10.70	0:59.10 [6]	0:44.96 [10]	0:34.26 [10]	0:23.35 [9]	0:12.21 [8]	3.4L	0:34.26	
		Georgina Cartwright		800m	800m	(0:14.14)	(0:10.70)	(0:10.91)	(0:11.14)	(0:12.21)			
7	15	TARPS	9	69.7	0:10.72	0:59.23 [7]	0:45.64 [5]	0:34.92 [5]	0:23.91 [4]	0:12.57 [6]	4.19L	0:34.92	
		Bailey Wheeler		800m	800m	(0:13.59)	(0:10.72)	(0:11.01)	(0:11.34)	(0:12.57)			
8	1	PANTELONE	1	67.7	0:10.72	0:59.25 [8]	0:45.54 [6]	0:34.82 [6]	0:23.83 [6]	0:12.68 [4]	4.3L	0:34.82	
		Stacey Callow		Overall	800m	(0:13.71)	(0:10.72)	(0:10.99)	(0:11.15)	(0:12.68)			
9	8	ENUFF PILLS	4	69.1	0:10.79	1:00.09 [9]	0:46.68 [1]	0:35.89 [4]	0:24.74 [5]	0:13.10 [9]	9.23L	0:35.89	
		Cody Collis		Overall	800m	(0:13.41)	(0:10.79)	(0:11.15)	(0:11.64)	(0:13.10)			
10	10	MINIMAL	3	67.4	0:10.89	1:00.27 [10]	0:46.46 [8]	0:35.57 [9]	0:24.35 [10]	0:12.72 [10]	10.27L	0:35.57	
		Jake Bayliss		800m	800m	(0:13.81)	(0:10.89)	(0:11.22)	(0:11.63)	(0:12.72)			

Scratched: Flaming Conquest (#2), Bravely (#7), Fragile Love (#14), My Name Is (#11), Bonded Affair (#13)

Report Created: Sat 19 July 2025 12:22 GMT+10 (Note: Timing is based on position data)

Page 1/11

[] Ranking at each section and finish
-:-:- No data available at this section
NA No data available

SCN Saddle cloth number
DNF Did not finish
DNT Did not track

data processed by  TRIPLESDATA



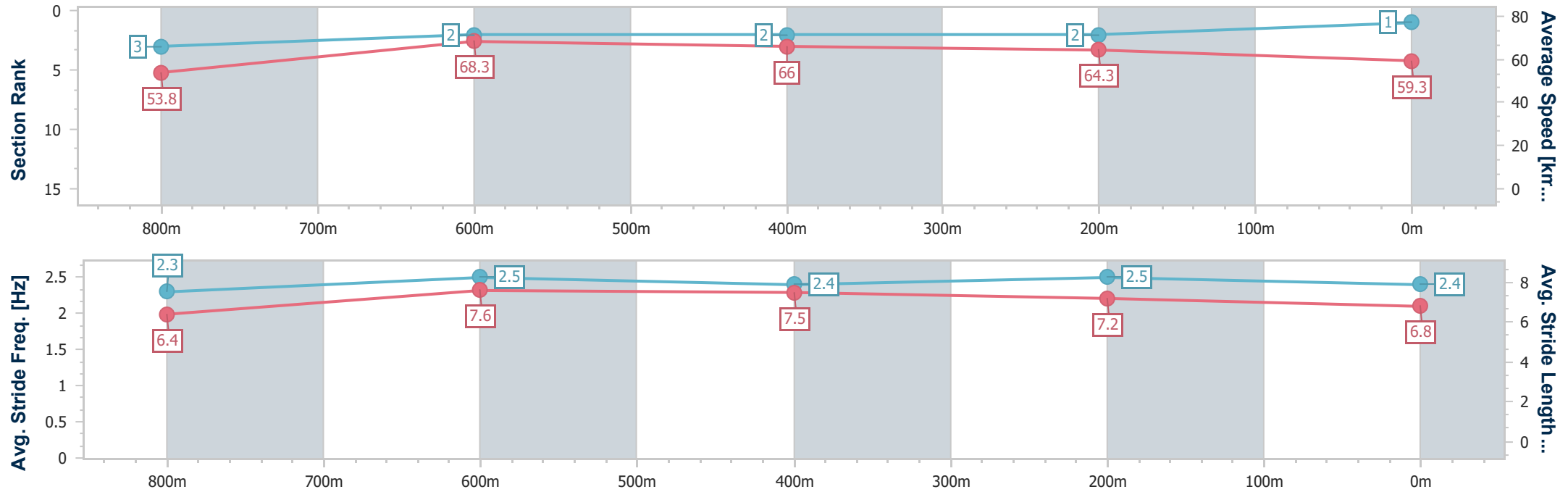
Horse/Jockey Name	Mr Galazi
Final Rank	1
Fastest Section Time (Section)	0:10.63 (800m)
Top Speed [km/h] (Section)	69.6 (800m)
Race State	Finished



Eagle FarmProfessional
Race 1: TEDDY BEARS PICNIC 2 AUGUST BENCHMARK 70
Handicap - 1000m
19 July 2025 - 12:01
Track Rating: Soft 6, Weather: Fine, Rail Position: +1m Entire



Section	Overall	800m	600m	400m	200m										
Section Times	0:58.52 [1] (0:13.52)	0:45.00 [3] (0:10.63)	0:34.37 [2] (0:11.02)	0:23.35 [2] (0:11.17)	0:12.18 [2] (0:12.18)										
Average Speed [km/h]	53.8	68.3	66.0	64.3	59.3										
Top Speed [km/h]	69.3	69.6	67.1	66.0	62.4										
Avg. Dist. to Rail [m]	7.3	2.6	1.7	4.5	5.8										
Avg. Stride Freq. [Hz]	2.3	2.5	2.4	2.5	2.4										
Avg. Stride Length [m]	6.4	7.6	7.5	7.2	6.8										



[] Ranking at each section and finish
-.-.- No data available at this section
NA No data available



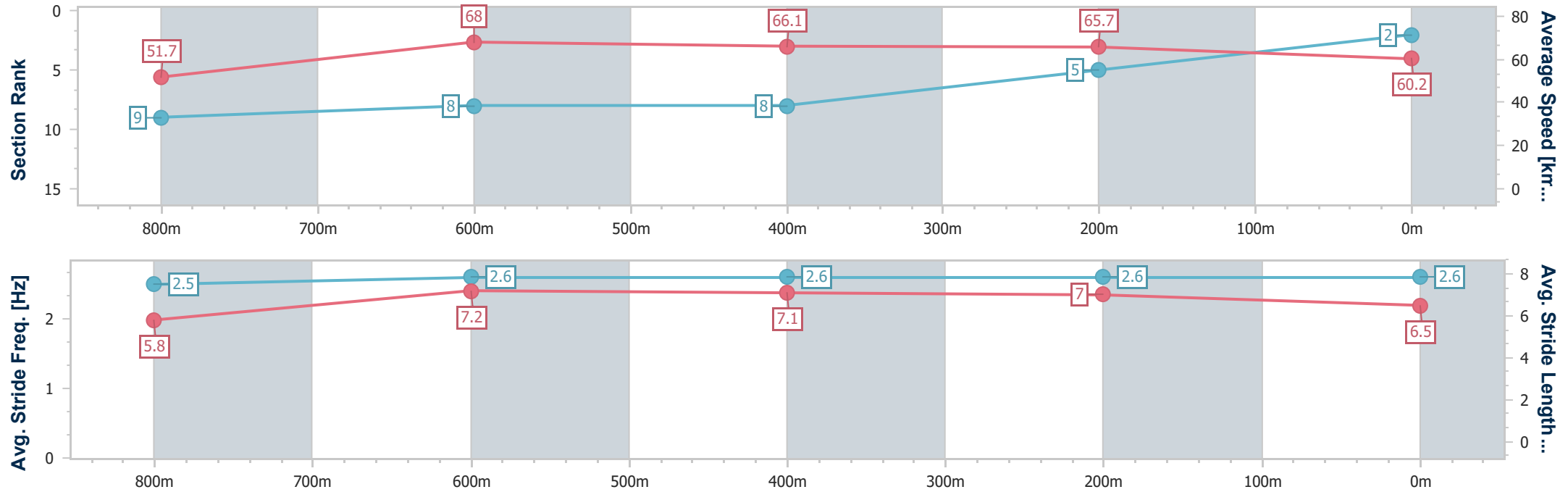
Horse/Jockey Name	One 'N' Only
Final Rank	2
Fastest Section Time (Section)	0:10.60 (800m)
Top Speed [km/h] (Section)	69.7 (800m)
Race State	Finished



Eagle Farm Professional
Race 1: TEDDY BEARS PICNIC 2 AUGUST BENCHMARK 70
Handicap - 1000m
19 July 2025 - 12:01
Track Rating: Soft 6, Weather: Fine, Rail Position: +1m Entire



Section	Overall	800m	600m	400m	200m										
Section Times	0:58.56 [2] (0:14.02)	0:44.54 [9] (0:10.60)	0:33.94 [8] (0:11.05)	0:22.89 [8] (0:10.96)	0:11.93 [5] (0:11.93)										
Average Speed [km/h]	51.7	68.0	66.1	65.7	60.2										
Top Speed [km/h]	66.1	69.7	67.8	67.4	64.2										
Avg. Dist. to Rail [m]	6.1	0.5	2.6	7.7	9.3										
Avg. Stride Freq. [Hz]	2.5	2.6	2.6	2.6	2.6										
Avg. Stride Length [m]	5.8	7.2	7.1	7.0	6.5										





Horse/Jockey Name	Arisphere
Final Rank	3
Fastest Section Time (Section)	0:10.58 (800m)
Top Speed [km/h] (Section)	69.8 (Overall)
Race State	Finished

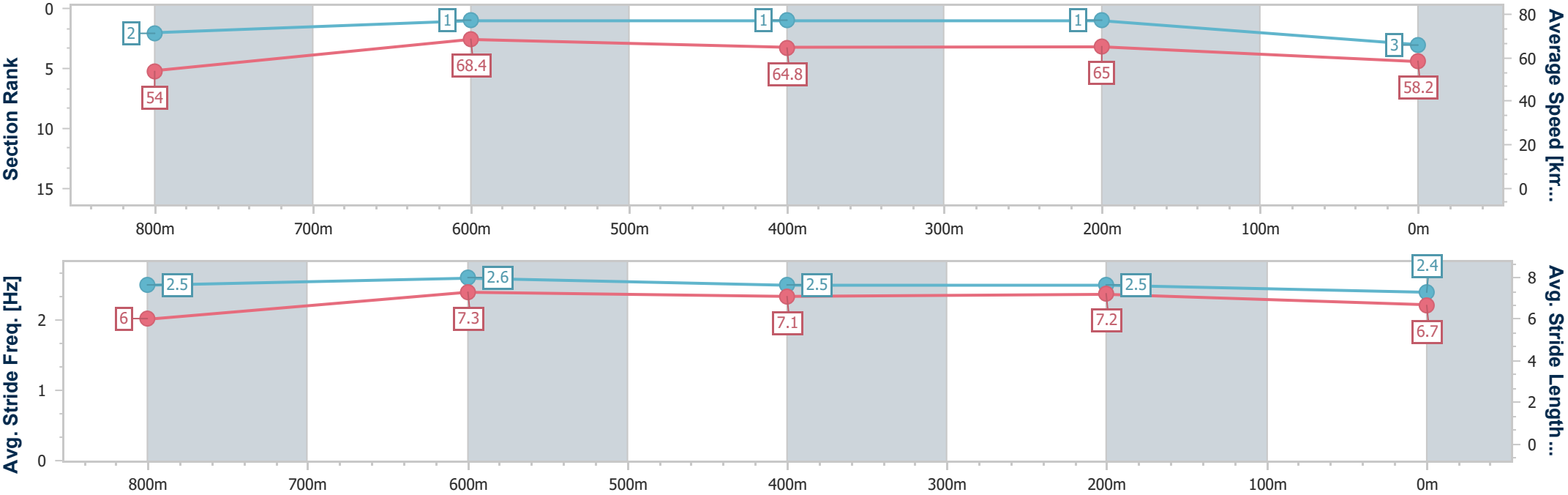


Eagle FarmProfessional
Race 1: TEDDY BEARS PICNIC 2 AUGUST BENCHMARK 70
Handicap - 1000m
19 July 2025 - 12:01
Track Rating: Soft 6, Weather: Fine, Rail Position: +1m Entire



BRISBANE
RACING CLUB

Section	Overall	800m	600m	400m	200m										
Section Times	0:58.58 [3] (0:13.41)	0:45.17 [2] (0:10.58)	0:34.59 [1] (0:11.14)	0:23.45 [1] (0:11.11)	0:12.34 [1] (0:12.34)										
Average Speed [km/h]	54.0	68.4	64.8	65.0	58.2										
Top Speed [km/h]	69.8	69.8	65.7	66.5	62.1										
Avg. Dist. to Rail [m]	4.6	1.7	0.7	4.6	4.2										
Avg. Stride Freq. [Hz]	2.5	2.6	2.5	2.5	2.4										
Avg. Stride Length [m]	6.0	7.3	7.1	7.2	6.7										





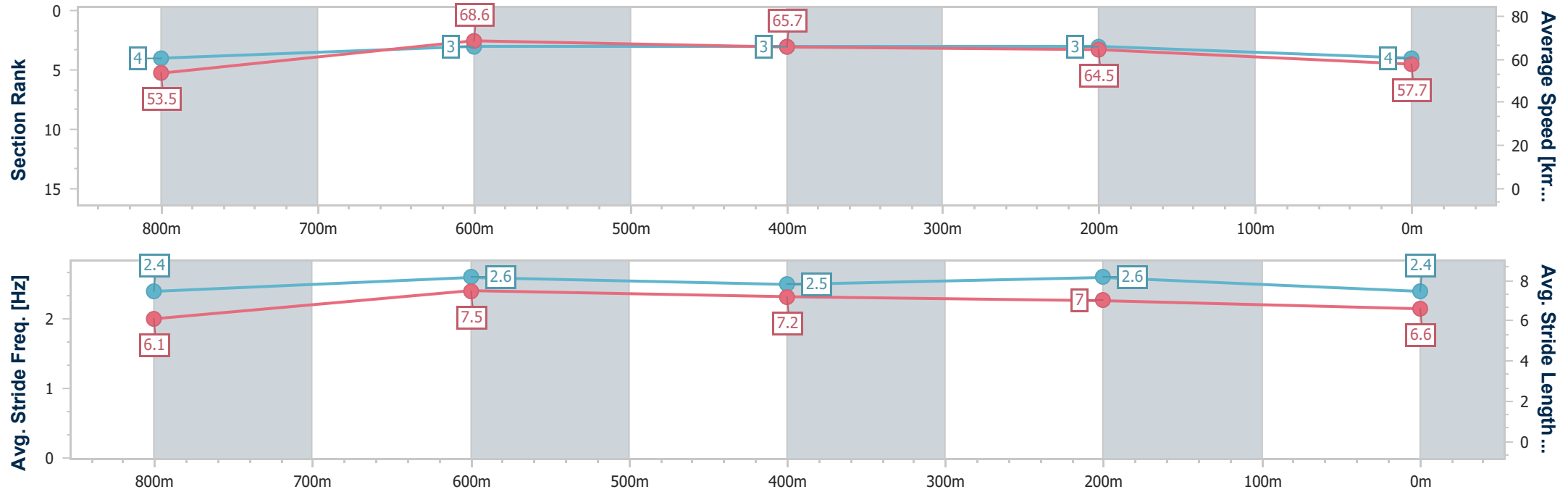
Horse/Jockey Name	I Am Voodoo
Final Rank	4
Fastest Section Time (Section)	0:10.61 (800m)
Top Speed [km/h] (Section)	69.3 (800m)
Race State	Finished



Eagle Farm Professional
Race 1: TEDDY BEARS PICNIC 2 AUGUST BENCHMARK 70
Handicap - 1000m
19 July 2025 - 12:01
Track Rating: Soft 6, Weather: Fine, Rail Position: +1m Entire



Section	Overall	800m	600m	400m	200m										
Section Times	0:58.86 [4] (0:13.57)	0:45.29 [4] (0:10.61)	0:34.68 [3] (0:11.01)	0:23.67 [3] (0:11.21)	0:12.46 [3] (0:12.46)										
Average Speed [km/h]	53.5	68.6	65.7	64.5	57.7										
Top Speed [km/h]	68.3	69.3	66.5	65.6	61.8										
Avg. Dist. to Rail [m]	6.3	2.0	1.7	1.0	1.6										
Avg. Stride Freq. [Hz]	2.4	2.6	2.5	2.6	2.4										
Avg. Stride Length [m]	6.1	7.5	7.2	7.0	6.6										





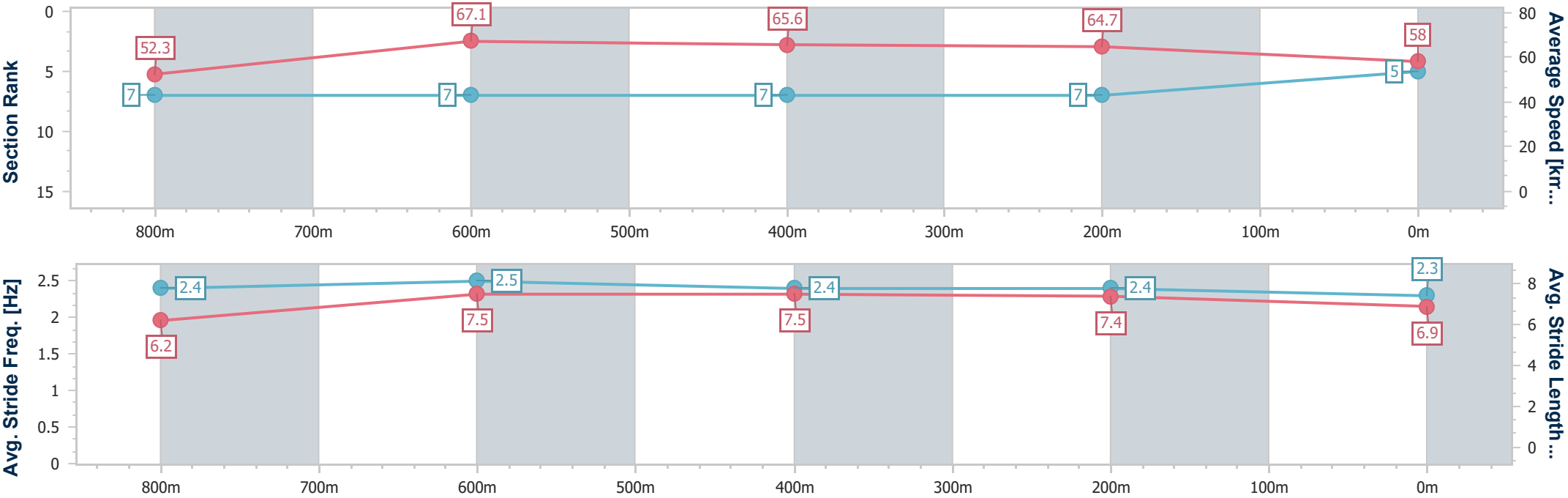
Horse/Jockey Name	Demitasse
Final Rank	5
Fastest Section Time (Section)	0:10.74 (800m)
Top Speed [km/h] (Section)	68.0 (800m)
Race State	Finished



Eagle Farm Professional
Race 1: TEDDY BEARS PICNIC 2 AUGUST BENCHMARK 70
Handicap - 1000m
19 July 2025 - 12:01
Track Rating: Soft 6, Weather: Fine, Rail Position: +1m Entire



Section	Overall	800m	600m	400m	200m										
Section Times	0:59.10 [5] (0:13.74)	0:45.36 [7] (0:10.74)	0:34.62 [7] (0:11.07)	0:23.55 [7] (0:11.14)	0:12.41 [7] (0:12.41)										
Average Speed [km/h]	52.3	67.1	65.6	64.7	58.0										
Top Speed [km/h]	66.6	68.0	66.3	66.0	62.3										
Avg. Dist. to Rail [m]	1.1	0.5	1.7	4.1	5.3										
Avg. Stride Freq. [Hz]	2.4	2.5	2.4	2.4	2.3										
Avg. Stride Length [m]	6.2	7.5	7.5	7.4	6.9										





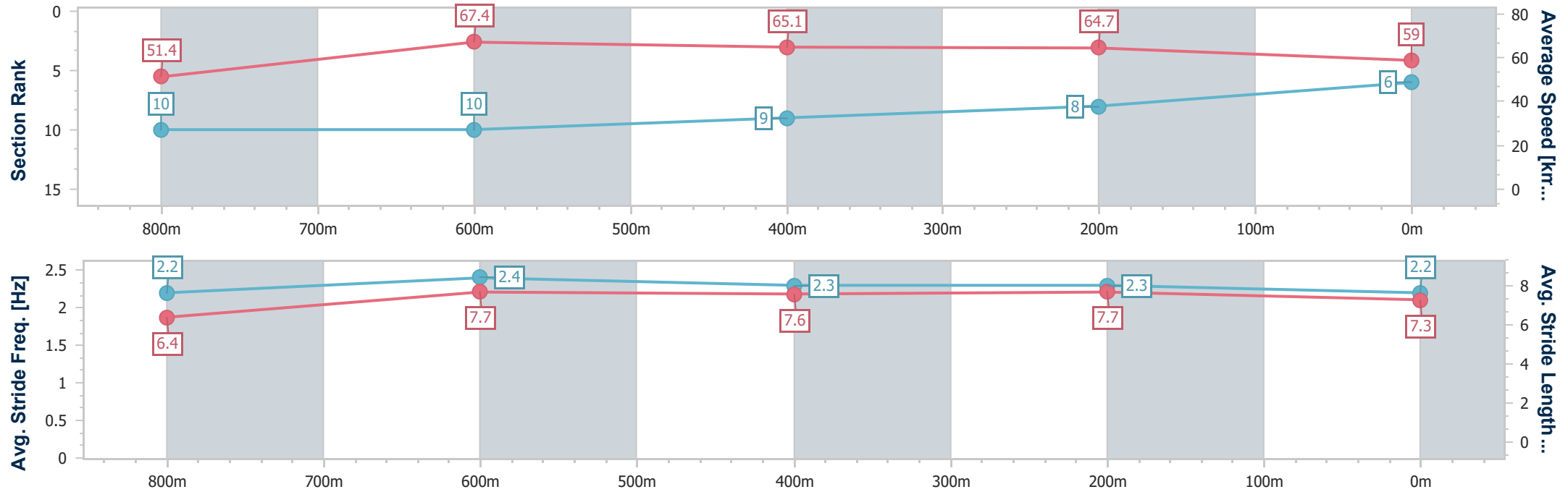
Horse/Jockey Name	Boodua Romance
Final Rank	6
Fastest Section Time (Section)	0:10.70 (800m)
Top Speed [km/h] (Section)	68.2 (800m)
Race State	Finished



Eagle Farm Professional
Race 1: TEDDY BEARS PICNIC 2 AUGUST BENCHMARK 70
Handicap - 1000m
19 July 2025 - 12:01
Track Rating: Soft 6, Weather: Fine, Rail Position: +1m Entire



Section	Overall	800m	600m	400m	200m										
Section Times	0:59.10 [6] (0:14.14)	0:44.96 [10] (0:10.70)	0:34.26 [10] (0:10.91)	0:23.35 [9] (0:11.14)	0:12.21 [8] (0:12.21)										
Average Speed [km/h]	51.4	67.4	65.1	64.7	59.0										
Top Speed [km/h]	66.9	68.2	66.7	66.2	62.2										
Avg. Dist. to Rail [m]	8.5	0.7	2.3	0.6	1.2										
Avg. Stride Freq. [Hz]	2.2	2.4	2.3	2.3	2.2										
Avg. Stride Length [m]	6.4	7.7	7.6	7.7	7.3										





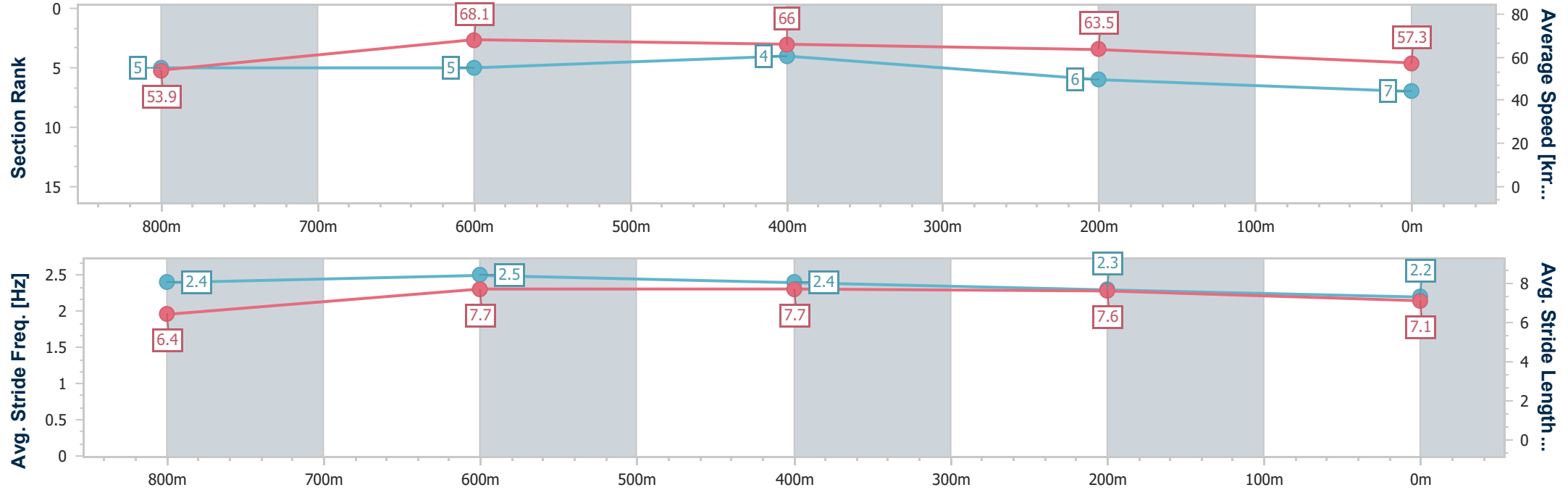
Horse/Jockey Name	Tarps
Final Rank	7
Fastest Section Time (Section)	0:10.72 (800m)
Top Speed [km/h] (Section)	69.7 (800m)
Race State	Finished



Eagle Farm Professional
Race 1: TEDDY BEARS PICNIC 2 AUGUST BENCHMARK 70
Handicap - 1000m
19 July 2025 - 12:01
Track Rating: Soft 6, Weather: Fine, Rail Position: +1m Entire



Section	Overall	800m	600m	400m	200m										
Section Times	0:59.23 [7] (0:13.59)	0:45.64 [5] (0:10.72)	0:34.92 [5] (0:11.01)	0:23.91 [4] (0:11.34)	0:12.57 [6] (0:12.57)										
Average Speed [km/h]	53.9	68.1	66.0	63.5	57.3										
Top Speed [km/h]	69.6	69.7	67.1	65.2	61.1										
Avg. Dist. to Rail [m]	9.3	4.1	1.7	4.8	6.4										
Avg. Stride Freq. [Hz]	2.4	2.5	2.4	2.3	2.2										
Avg. Stride Length [m]	6.4	7.7	7.7	7.6	7.1										





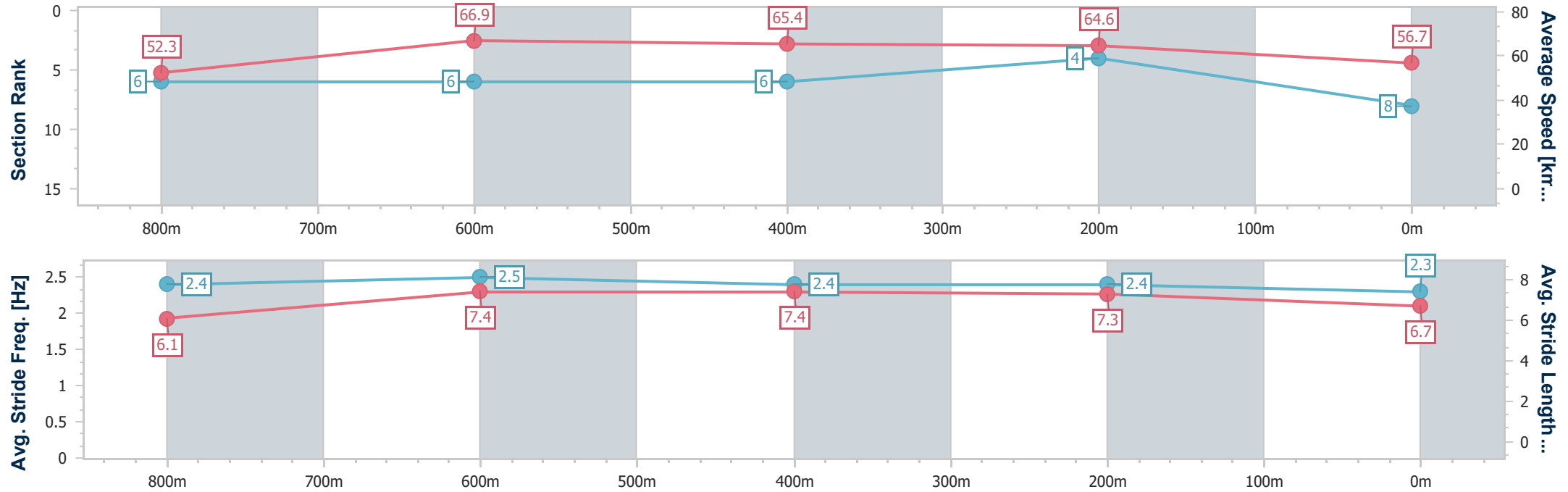
Horse/Jockey Name	Pantelone
Final Rank	8
Fastest Section Time (Section)	0:10.72 (800m)
Top Speed [km/h] (Section)	67.7 (Overall)
Race State	Finished



Eagle Farm Professional
Race 1: TEDDY BEARS PICNIC 2 AUGUST BENCHMARK 70
Handicap - 1000m
19 July 2025 - 12:01
Track Rating: Soft 6, Weather: Fine, Rail Position: +1m Entire



Section	Overall	800m	600m	400m	200m														
Section Times	0:59.25 [8] (0:13.71)	0:45.54 [6] (0:10.72)	0:34.82 [6] (0:10.99)	0:23.83 [6] (0:11.15)	0:12.68 [4] (0:12.68)														
Average Speed [km/h]	52.3	66.9	65.4	64.6	56.7														
Top Speed [km/h]	67.7	67.6	67.4	66.2	61.5														
Avg. Dist. to Rail [m]	0.8	1.1	1.0	2.8	1.6														
Avg. Stride Freq. [Hz]	2.4	2.5	2.4	2.4	2.3														
Avg. Stride Length [m]	6.1	7.4	7.4	7.3	6.7														





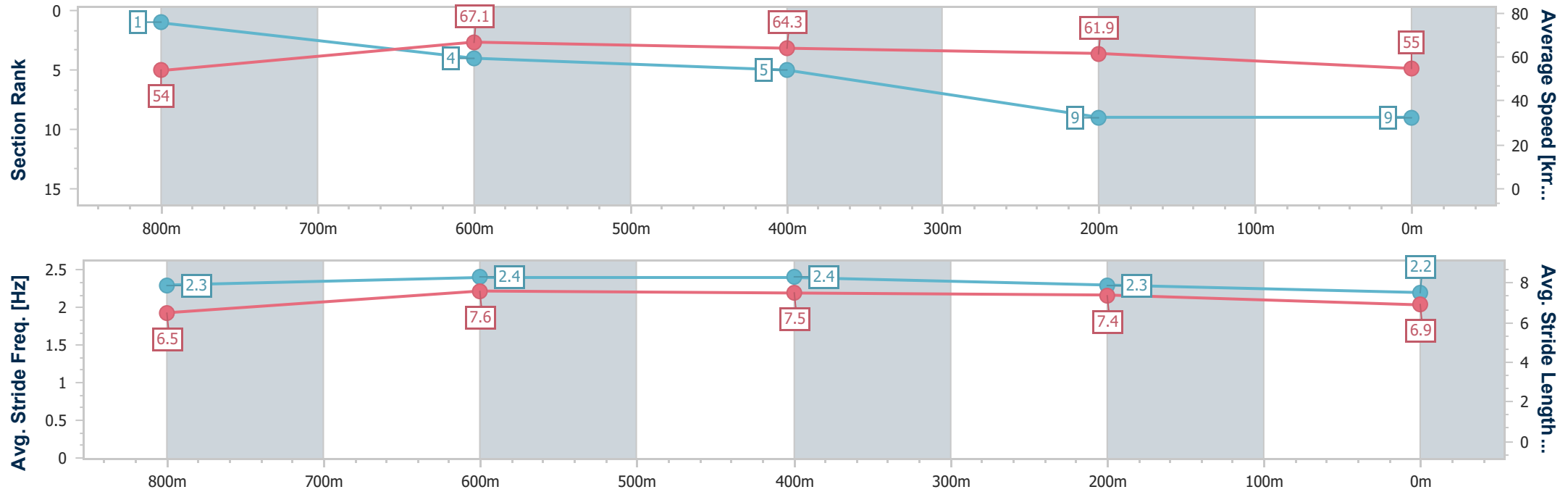
Horse/Jockey Name	Enuff Pills
Final Rank	9
Fastest Section Time (Section)	0:10.79 (800m)
Top Speed [km/h] (Section)	69.1 (Overall)
Race State	Finished



Eagle FarmProfessional
Race 1: TEDDY BEARS PICNIC 2 AUGUST BENCHMARK 70
Handicap - 1000m
19 July 2025 - 12:01
Track Rating: Soft 6, Weather: Fine, Rail Position: +1m Entire



Section	Overall	800m	600m	400m	200m										
Section Times	1:00.09 [9] (0:13.41)	0:46.68 [1] (0:10.79)	0:35.89 [4] (0:11.15)	0:24.74 [5] (0:11.64)	0:13.10 [9] (0:13.10)										
Average Speed [km/h]	54.0	67.1	64.3	61.9	55.0										
Top Speed [km/h]	69.1	68.0	65.4	63.7	59.2										
Avg. Dist. to Rail [m]	4.0	0.7	0.4	1.6	3.0										
Avg. Stride Freq. [Hz]	2.3	2.4	2.4	2.3	2.2										
Avg. Stride Length [m]	6.5	7.6	7.5	7.4	6.9										





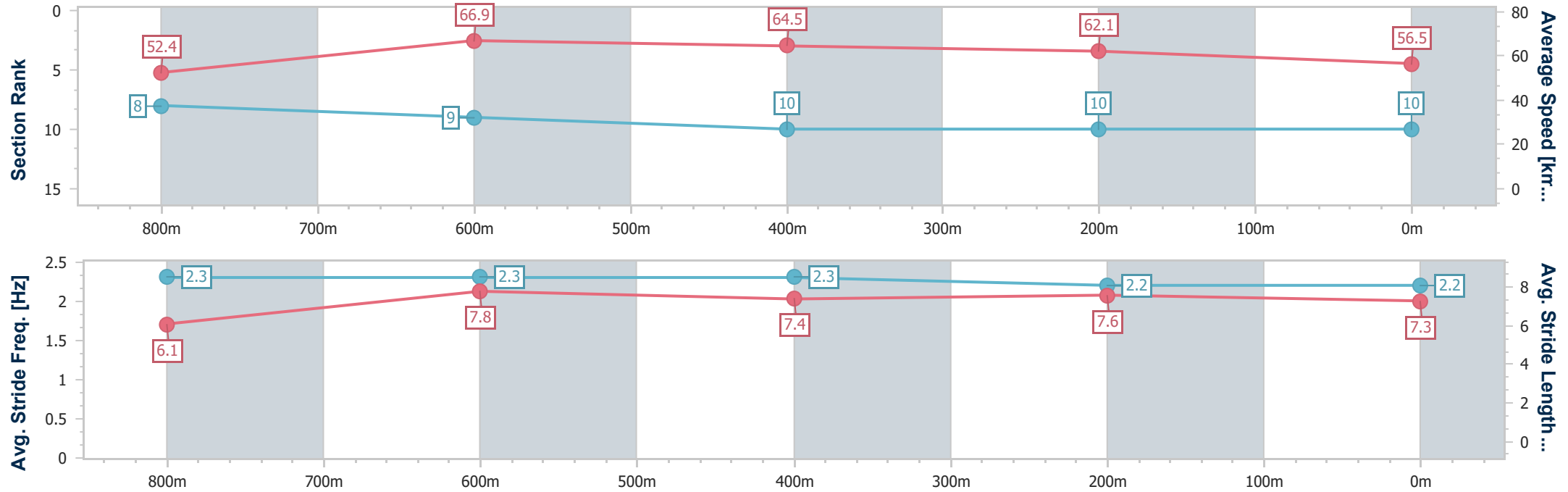
Horse/Jockey Name	Minimal
Final Rank	10
Fastest Section Time (Section)	0:10.89 (800m)
Top Speed [km/h] (Section)	67.4 (800m)
Race State	Finished



Eagle FarmProfessional
Race 1: TEDDY BEARS PICNIC 2 AUGUST BENCHMARK 70
Handicap - 1000m
19 July 2025 - 12:01
Track Rating: Soft 6, Weather: Fine, Rail Position: +1m Entire



Section	Overall	800m	600m	400m	200m														
Section Times	1:00.27 [10] (0:13.81)	0:46.46 [8] (0:10.89)	0:35.57 [9] (0:11.22)	0:24.35 [10] (0:11.63)	0:12.72 [10] (0:12.72)														
Average Speed [km/h]	52.4	66.9	64.5	62.1	56.5														
Top Speed [km/h]	66.2	67.4	65.4	64.1	59.7														
Avg. Dist. to Rail [m]	3.4	2.1	1.8	3.7	5.6														
Avg. Stride Freq. [Hz]	2.3	2.3	2.3	2.2	2.2														
Avg. Stride Length [m]	6.1	7.8	7.4	7.6	7.3														





Eagle Farm Professional

Race 2: XXXX QTIS Three-Year-Old Fillies Handicap - 1200m

19 July 2025 - 12:33



BRISBANE
RACING CLUB

Track Rating: Soft 6, Weather: Fine, Rail Position: +1m Entire

Section		Field Times				Overall	1000m	800m	600m	400m	200m	Last 600m		
						1:10.99 (0:13.26)	0:57.73 (0:11.18)	0:46.55 (0:11.57)	0:34.98 (0:11.62)	0:23.36 (0:11.23)	0:12.13 (0:12.13)	0:34.98		
Rank	TAB	Horse/Jockey	Barrier	Top Speed [km/h]	Fastest Section							Margin	Distance Travelled [m]	
1	4	WITHOUT PARALLEL	1	67.0	0:11.18	1:10.99 [1]	0:57.73 [1]	0:46.55 [1]	0:34.94 [2]	0:23.36 [1]	0:12.13 [1]	1:10.99	0:34.94	
		Damien Thornton		1000m	1000m	(0:13.26)	(0:11.18)	(0:11.61)	(0:11.58)	(0:11.23)	(0:12.13)			
2	2	BEREZKA	8	67.2	0:11.13	1:11.06 [2]	0:57.32 [6]	0:45.96 [6]	0:34.59 [5]	0:23.12 [4]	0:11.99 [3]	0.43L	0:34.59	+0
		Angela Jones		600m	400m	(0:13.74)	(0:11.36)	(0:11.37)	(0:11.47)	(0:11.13)	(0:11.99)			
3	6	PETITE PALACE	2	67.0	0:11.18	1:11.46 [3]	0:58.18 [2]	0:47.00 [2]	0:35.45 [1]	0:23.81 [2]	0:12.51 [2]	2.74L	0:35.45	-5
		Rikki Jamieson		1000m	1000m	(0:13.28)	(0:11.18)	(0:11.55)	(0:11.64)	(0:11.30)	(0:12.51)			
4	1	JUST PRECIOUS	5	66.1	0:11.08	1:11.58 [4]	0:58.02 [4]	0:46.61 [5]	0:35.02 [6]	0:23.45 [7]	0:12.37 [4]	3.47L	0:35.02	-2
		Kyle Wilson-Taylor		400m	400m	(0:13.56)	(0:11.41)	(0:11.59)	(0:11.57)	(0:11.08)	(0:12.37)			
5	10	HEY CHARDONNAY	10	66.6	0:11.13	1:11.76 [5]	0:57.55 [10]	0:46.23 [10]	0:34.77 [10]	0:23.41 [9]	0:12.28 [8]	4.54L	0:34.77	-5
		Luke Tarrant		1000m	400m	(0:14.21)	(0:11.32)	(0:11.46)	(0:11.36)	(0:11.13)	(0:12.28)			
6	5	JOY A PLENTY	3	66.2	0:11.21	1:11.91 [6]	0:58.28 [5]	0:47.07 [4]	0:35.48 [4]	0:23.94 [5]	0:12.66 [5]	5.45L	0:35.48	-8
		Georgina Cartwright		1000m	1000m	(0:13.63)	(0:11.21)	(0:11.59)	(0:11.54)	(0:11.28)	(0:12.66)			
7	8	ESPRIT DU JOUR	6	66.7	0:11.05	1:11.96 [7]	0:57.97 [8]	0:46.65 [8]	0:34.99 [9]	0:23.39 [10]	0:12.34 [10]	5.7L	0:34.99	-5
		Cobi Vitler		400m	400m	(0:13.99)	(0:11.32)	(0:11.66)	(0:11.60)	(0:11.05)	(0:12.34)			
8	7	QUEENSTAR	7	66.3	0:11.27	1:12.07 [8]	0:58.59 [3]	0:47.32 [3]	0:35.79 [3]	0:24.15 [3]	0:12.76 [7]	6.38L	0:35.79	-2
		Cejay Graham		1000m	1000m	(0:13.48)	(0:11.27)	(0:11.53)	(0:11.64)	(0:11.39)	(0:12.76)			
9	9	WANTSOMEMOREOFIT	9	65.9	0:11.24	1:12.10 [9]	0:58.00 [9]	0:46.68 [9]	0:35.25 [8]	0:23.85 [8]	0:12.61 [9]	6.52L	0:35.25	-2
		Robbie Dolan		1000m	400m	(0:14.10)	(0:11.32)	(0:11.43)	(0:11.40)	(0:11.24)	(0:12.61)			
10	3	CREATIVITY MISS	4	66.7	0:11.18	1:12.21 [10]	0:58.29 [7]	0:47.11 [7]	0:35.61 [7]	0:24.15 [6]	0:12.92 [6]	7.21L	0:35.61	-9
		Bailey Wheeler		1000m	1000m	(0:13.92)	(0:11.18)	(0:11.50)	(0:11.46)	(0:11.23)	(0:12.92)			



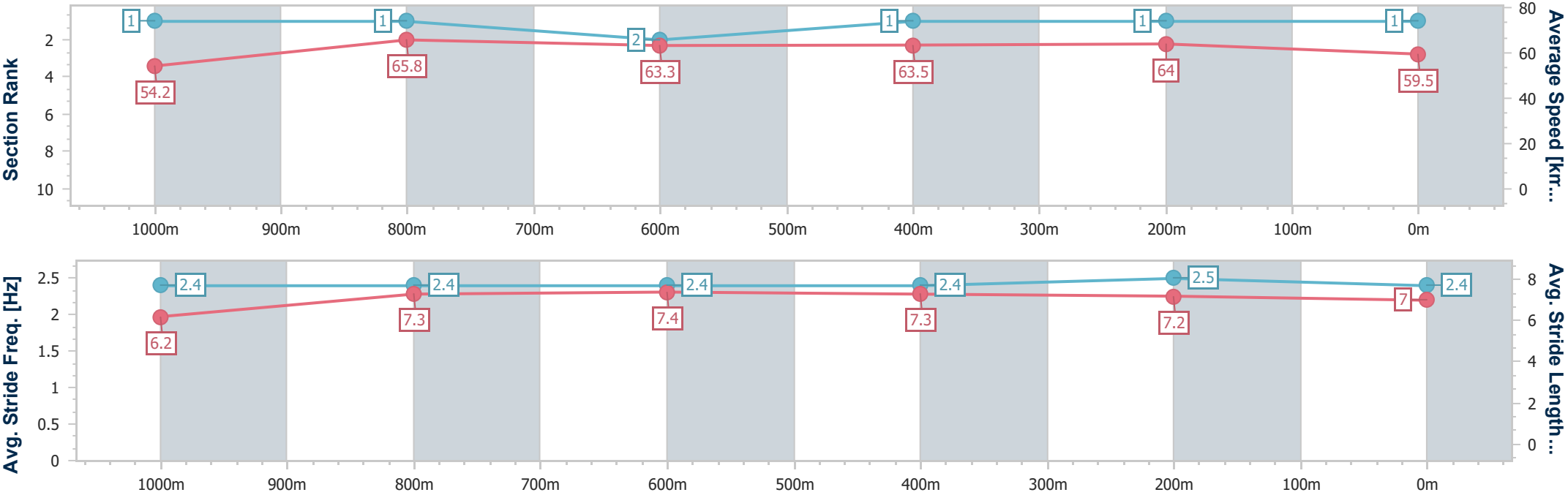
Horse/Jockey Name	Without Parallel
Final Rank	1
Fastest Section Time (Section)	0:11.18 (1000m)
Top Speed [km/h] (Section)	67.0 (1000m)
Race State	Finished



Eagle FarmProfessional
Race 2: XXXX QTIS Three-Year-Old Fillies Handicap - 1200m
19 July 2025 - 12:33
Track Rating: Soft 6, Weather: Fine, Rail Position: +1m Entire



Section	Overall	1000m	800m	600m	400m	200m							
Section Times	1:10.99 [1] (0:13.26)	0:57.73 [1] (0:11.18)	0:46.55 [1] (0:11.61)	0:34.94 [2] (0:11.58)	0:23.36 [1] (0:11.23)	0:12.13 [1] (0:12.13)							
Average Speed [km/h]	54.2	65.8	63.3	63.5	64.0	59.5							
Top Speed [km/h]	67.0	67.0	64.7	64.7	65.2	62.8							
Avg. Dist. to Rail [m]	1.3	3.8	4.9	4.0	8.4	8.4							
Avg. Stride Freq. [Hz]	2.4	2.4	2.4	2.4	2.5	2.4							
Avg. Stride Length [m]	6.2	7.3	7.4	7.3	7.2	7.0							





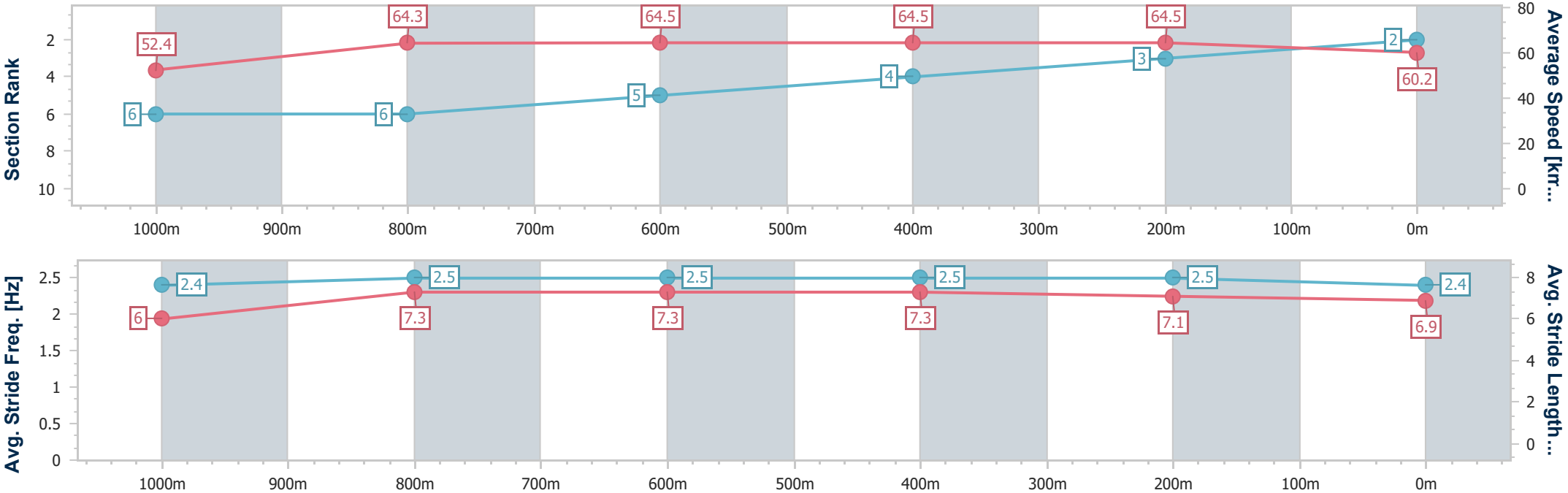
Horse/Jockey Name	Berezka
Final Rank	2
Fastest Section Time (Section)	0:11.13 (400m)
Top Speed [km/h] (Section)	67.2 (600m)
Race State	Finished



Eagle FarmProfessional
Race 2: XXXX QTIS Three-Year-Old Fillies Handicap - 1200m
19 July 2025 - 12:33
Track Rating: Soft 6, Weather: Fine, Rail Position: +1m Entire



Section	Overall	1000m	800m	600m	400m	200m								
Section Times	1:11.06 [2] (0:13.74)	0:57.32 [6] (0:11.36)	0:45.96 [6] (0:11.37)	0:34.59 [5] (0:11.47)	0:23.12 [4] (0:11.13)	0:11.99 [3] (0:11.99)								
Average Speed [km/h]	52.4	64.3	64.5	64.5	64.5	60.2								
Top Speed [km/h]	66.9	66.4	66.8	67.2	65.6	63.2								
Avg. Dist. to Rail [m]	5.7	3.0	3.4	5.6	10.7	10.8								
Avg. Stride Freq. [Hz]	2.4	2.5	2.5	2.5	2.5	2.4								
Avg. Stride Length [m]	6.0	7.3	7.3	7.3	7.1	6.9								





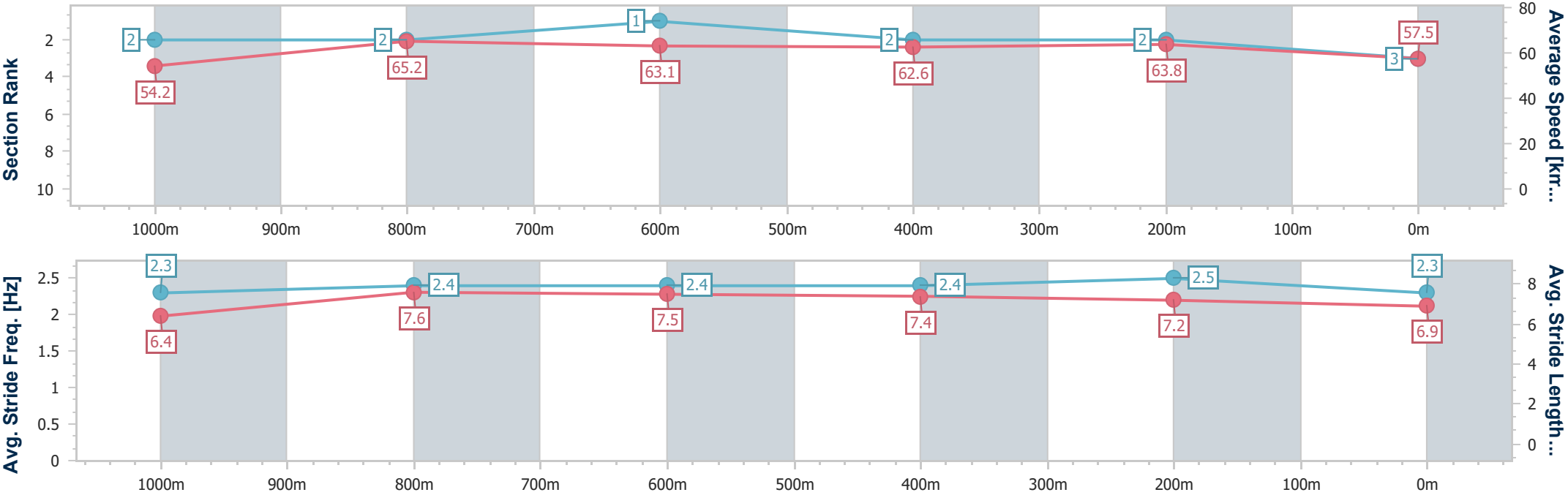
Horse/Jockey Name	Petite Palace
Final Rank	3
Fastest Section Time (Section)	0:11.18 (1000m)
Top Speed [km/h] (Section)	67.0 (1000m)
Race State	Finished



Eagle FarmProfessional
Race 2: XXXX QTIS Three-Year-Old Fillies Handicap - 1200m
19 July 2025 - 12:33
Track Rating: Soft 6, Weather: Fine, Rail Position: +1m Entire



Section	Overall	1000m	800m	600m	400m	200m							
Section Times	1:11.46 [3] (0:13.28)	0:58.18 [2] (0:11.18)	0:47.00 [2] (0:11.55)	0:35.45 [1] (0:11.64)	0:23.81 [2] (0:11.30)	0:12.51 [2] (0:12.51)							
Average Speed [km/h]	54.2	65.2	63.1	62.6	63.8	57.5							
Top Speed [km/h]	66.2	67.0	64.9	64.0	64.8	61.7							
Avg. Dist. to Rail [m]	1.0	2.0	2.5	3.2	8.9	7.7							
Avg. Stride Freq. [Hz]	2.3	2.4	2.4	2.4	2.5	2.3							
Avg. Stride Length [m]	6.4	7.6	7.5	7.4	7.2	6.9							



[] Ranking at each section and finish
-.-.- No data available at this section
NA No data available



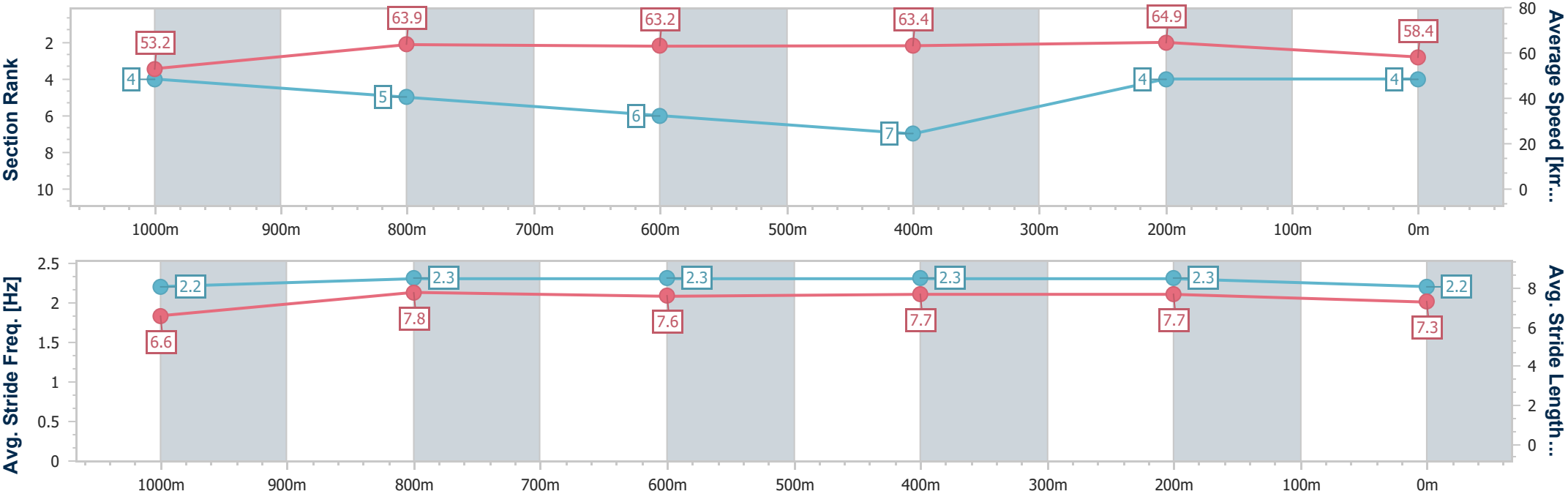
Horse/Jockey Name	Just Precious
Final Rank	4
Fastest Section Time (Section)	0:11.08 (400m)
Top Speed [km/h] (Section)	66.1 (400m)
Race State	Finished



Eagle FarmProfessional
Race 2: XXXX QTIS Three-Year-Old Fillies Handicap - 1200m
19 July 2025 - 12:33
Track Rating: Soft 6, Weather: Fine, Rail Position: +1m Entire



Section	Overall	1000m	800m	600m	400m	200m							
Section Times	1:11.58 [4] (0:13.56)	0:58.02 [4] (0:11.41)	0:46.61 [5] (0:11.59)	0:35.02 [6] (0:11.57)	0:23.45 [7] (0:11.08)	0:12.37 [4] (0:12.37)							
Average Speed [km/h]	53.2	63.9	63.2	63.4	64.9	58.4							
Top Speed [km/h]	66.0	65.9	64.1	65.0	66.1	63.5							
Avg. Dist. to Rail [m]	2.6	2.7	3.3	4.0	8.7	10.3							
Avg. Stride Freq. [Hz]	2.2	2.3	2.3	2.3	2.3	2.2							
Avg. Stride Length [m]	6.6	7.8	7.6	7.7	7.7	7.3							





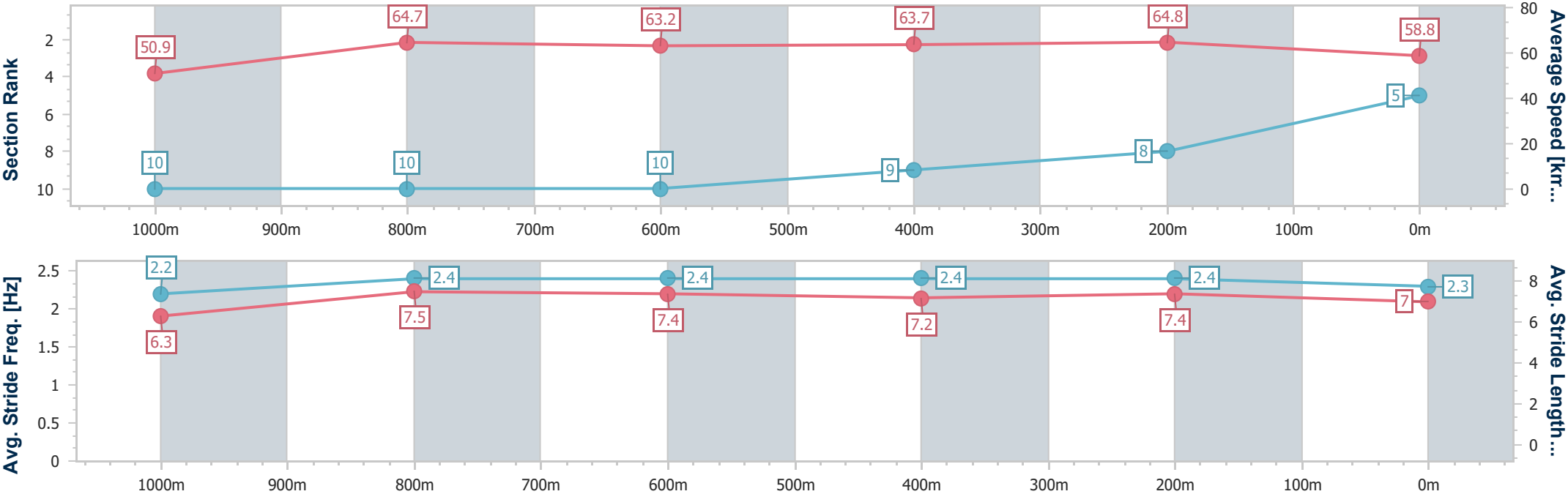
Horse/Jockey Name	Hey Chardonay
Final Rank	5
Fastest Section Time (Section)	0:11.13 (400m)
Top Speed [km/h] (Section)	66.6 (1000m)
Race State	Finished



Eagle FarmProfessional
Race 2: XXXX QTIS Three-Year-Old Fillies Handicap - 1200m
19 July 2025 - 12:33
Track Rating: Soft 6, Weather: Fine, Rail Position: +1m Entire



Section	Overall	1000m	800m	600m	400m	200m							
Section Times	1:11.76 [5] (0:14.21)	0:57.55 [10] (0:11.32)	0:46.23 [10] (0:11.46)	0:34.77 [10] (0:11.36)	0:23.41 [9] (0:11.13)	0:12.28 [8] (0:12.28)							
Average Speed [km/h]	50.9	64.7	63.2	63.7	64.8	58.8							
Top Speed [km/h]	63.0	66.6	65.8	65.7	66.0	62.8							
Avg. Dist. to Rail [m]	6.9	3.4	1.1	2.1	8.6	9.7							
Avg. Stride Freq. [Hz]	2.2	2.4	2.4	2.4	2.4	2.3							
Avg. Stride Length [m]	6.3	7.5	7.4	7.2	7.4	7.0							





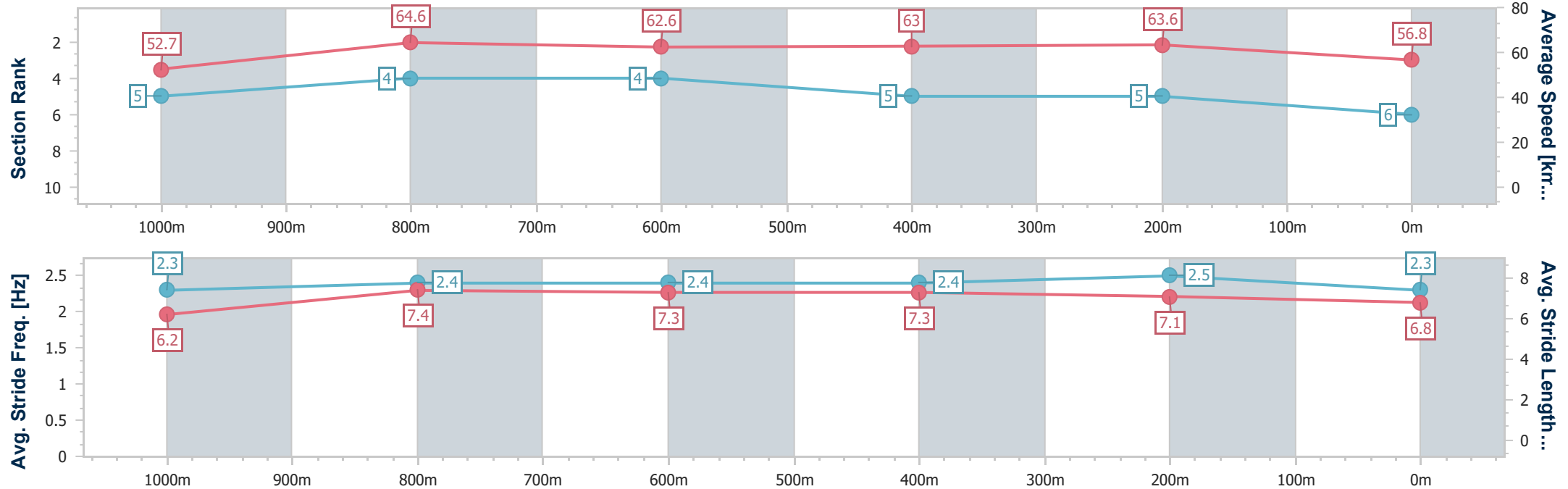
Horse/Jockey Name	Joy A Plenty
Final Rank	6
Fastest Section Time (Section)	0:11.21 (1000m)
Top Speed [km/h] (Section)	66.2 (1000m)
Race State	Finished



Eagle FarmProfessional
Race 2: XXXX QTIS Three-Year-Old Fillies Handicap - 1200m
19 July 2025 - 12:33
Track Rating: Soft 6, Weather: Fine, Rail Position: +1m Entire



Section	Overall	1000m	800m	600m	400m	200m								
Section Times	1:11.91 [6] (0:13.63)	0:58.28 [5] (0:11.21)	0:47.07 [4] (0:11.59)	0:35.48 [4] (0:11.54)	0:23.94 [5] (0:11.28)	0:12.66 [5] (0:12.66)								
Average Speed [km/h]	52.7	64.6	62.6	63.0	63.6	56.8								
Top Speed [km/h]	65.0	66.2	63.9	64.6	64.9	61.9								
Avg. Dist. to Rail [m]	1.5	1.3	1.2	1.7	3.9	5.2								
Avg. Stride Freq. [Hz]	2.3	2.4	2.4	2.4	2.5	2.3								
Avg. Stride Length [m]	6.2	7.4	7.3	7.3	7.1	6.8								





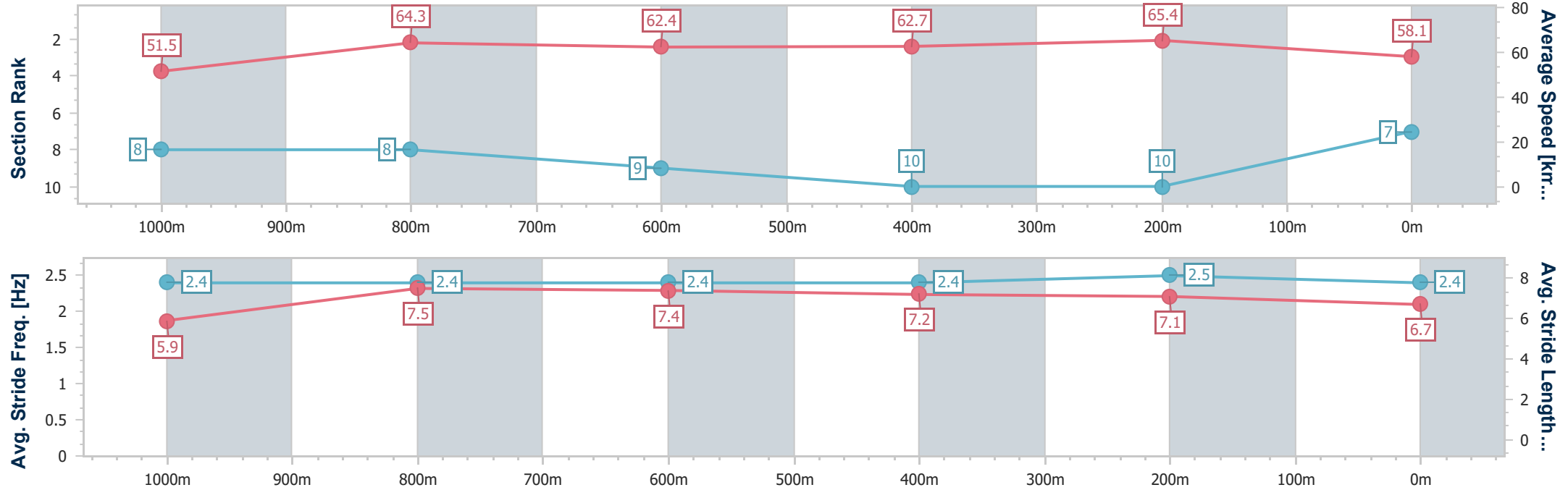
Horse/Jockey Name	Esprit Du Jour
Final Rank	7
Fastest Section Time (Section)	0:11.05 (400m)
Top Speed [km/h] (Section)	66.7 (400m)
Race State	Finished



Eagle Farm Professional
Race 2: XXXX QTIS Three-Year-Old Fillies Handicap - 1200m
19 July 2025 - 12:33
Track Rating: Soft 6, Weather: Fine, Rail Position: +1m Entire



Section	Overall	1000m	800m	600m	400m	200m								
Section Times	1:11.96 [7] (0:13.99)	0:57.97 [8] (0:11.32)	0:46.65 [8] (0:11.66)	0:34.99 [9] (0:11.60)	0:23.39 [10] (0:11.05)	0:12.34 [10] (0:12.34)								
Average Speed [km/h]	51.5	64.3	62.4	62.7	65.4	58.1								
Top Speed [km/h]	64.0	66.3	65.1	65.5	66.7	63.0								
Avg. Dist. to Rail [m]	3.7	1.6	2.6	2.4	7.6	7.2								
Avg. Stride Freq. [Hz]	2.4	2.4	2.4	2.4	2.5	2.4								
Avg. Stride Length [m]	5.9	7.5	7.4	7.2	7.1	6.7								





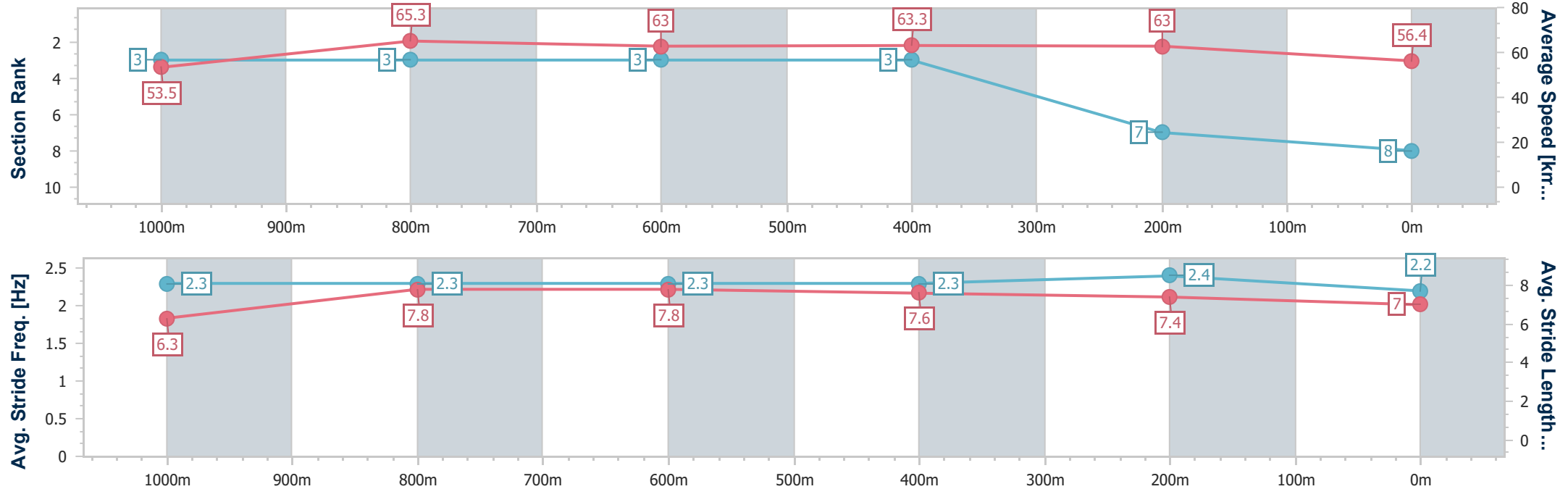
Horse/Jockey Name	Queenstar
Final Rank	8
Fastest Section Time (Section)	0:11.27 (1000m)
Top Speed [km/h] (Section)	66.3 (1000m)
Race State	Finished



Eagle FarmProfessional
Race 2: XXXX QTIS Three-Year-Old Fillies Handicap - 1200m
19 July 2025 - 12:33
Track Rating: Soft 6, Weather: Fine, Rail Position: +1m Entire



Section	Overall	1000m	800m	600m	400m	200m							
Section Times	1:12.07 [8] (0:13.48)	0:58.59 [3] (0:11.27)	0:47.32 [3] (0:11.53)	0:35.79 [3] (0:11.64)	0:24.15 [3] (0:11.39)	0:12.76 [7] (0:12.76)							
Average Speed [km/h]	53.5	65.3	63.0	63.3	63.0	56.4							
Top Speed [km/h]	64.8	66.3	64.7	64.5	65.0	60.3							
Avg. Dist. to Rail [m]	5.0	3.8	2.8	4.2	9.1	12.3							
Avg. Stride Freq. [Hz]	2.3	2.3	2.3	2.3	2.4	2.2							
Avg. Stride Length [m]	6.3	7.8	7.8	7.6	7.4	7.0							





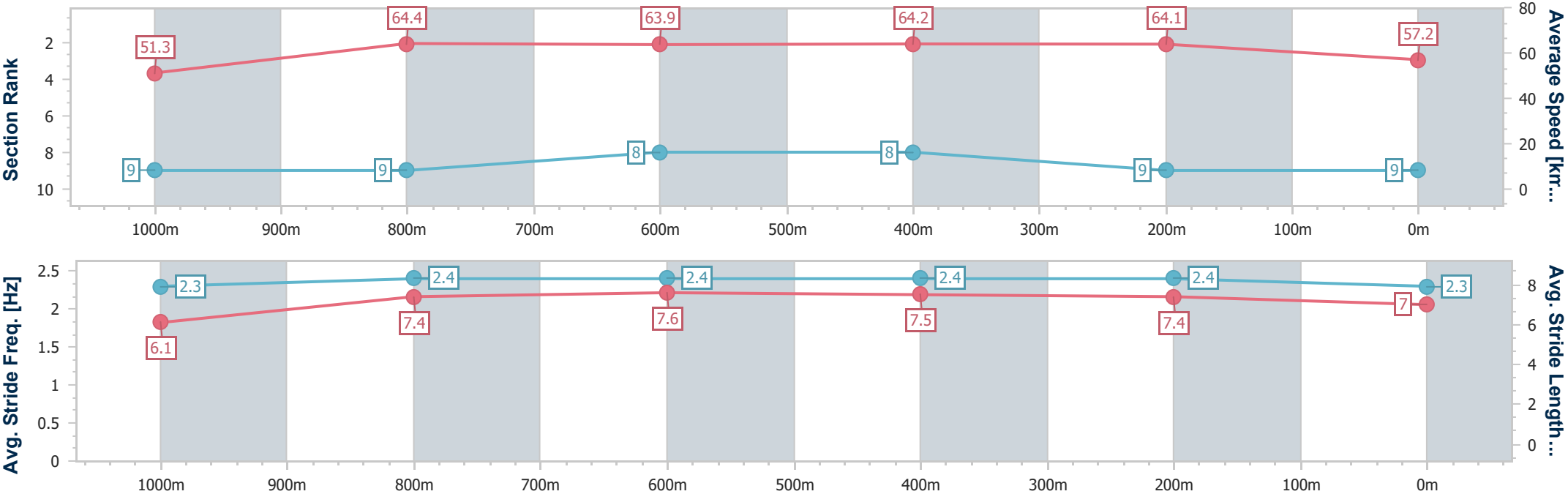
Horse/Jockey Name	Wantsomemoreofit
Final Rank	9
Fastest Section Time (Section)	0:11.24 (400m)
Top Speed [km/h] (Section)	65.9 (1000m)
Race State	Finished



Eagle Farm Professional
Race 2: XXXX QTIS Three-Year-Old Fillies Handicap - 1200m
19 July 2025 - 12:33
Track Rating: Soft 6, Weather: Fine, Rail Position: +1m Entire



Section	Overall	1000m	800m	600m	400m	200m							
Section Times	1:12.10 [9] (0:14.10)	0:58.00 [9] (0:11.32)	0:46.68 [9] (0:11.43)	0:35.25 [8] (0:11.40)	0:23.85 [8] (0:11.24)	0:12.61 [9] (0:12.61)							
Average Speed [km/h]	51.3	64.4	63.9	64.2	64.1	57.2							
Top Speed [km/h]	65.6	65.9	64.9	65.8	65.6	61.8							
Avg. Dist. to Rail [m]	5.8	2.9	2.4	3.6	11.4	14.0							
Avg. Stride Freq. [Hz]	2.3	2.4	2.4	2.4	2.4	2.3							
Avg. Stride Length [m]	6.1	7.4	7.6	7.5	7.4	7.0							





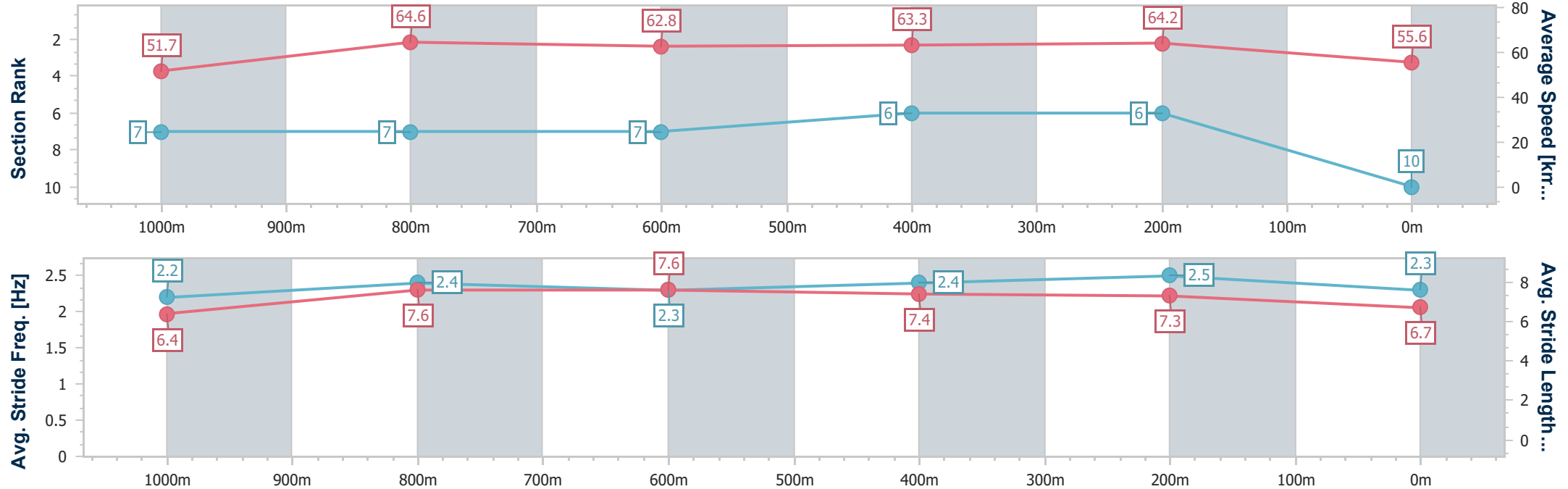
Horse/Jockey Name	Creativity Miss
Final Rank	10
Fastest Section Time (Section)	0:11.18 (1000m)
Top Speed [km/h] (Section)	66.7 (1000m)
Race State	Finished



Eagle FarmProfessional
Race 2: XXXX QTIS Three-Year-Old Fillies Handicap - 1200m
19 July 2025 - 12:33
Track Rating: Soft 6, Weather: Fine, Rail Position: +1m Entire



Section	Overall	1000m	800m	600m	400m	200m							
Section Times	1:12.21 [10] (0:13.92)	0:58.29 [7] (0:11.18)	0:47.11 [7] (0:11.50)	0:35.61 [7] (0:11.46)	0:24.15 [6] (0:11.23)	0:12.92 [6] (0:12.92)							
Average Speed [km/h]	51.7	64.6	62.8	63.3	64.2	55.6							
Top Speed [km/h]	64.7	66.7	64.3	66.2	66.2	60.7							
Avg. Dist. to Rail [m]	2.4	0.7	0.6	1.5	5.6	5.9							
Avg. Stride Freq. [Hz]	2.2	2.4	2.3	2.4	2.5	2.3							
Avg. Stride Length [m]	6.4	7.6	7.6	7.4	7.3	6.7							





Eagle Farm Professional
Race 3: SKY RACING BENCHMARK 78 Handicap - Base Rating 58 - 1600m
19 July 2025 - 13:08



Track Rating: Soft 6, Weather: Fine, Rail Position: +1m Entire

Section					Overall	1400m	1200m	1000m	800m	600m	400m	Last 600m		
Field Times					1:36.18 (0:13.56)	1:22.62 (0:10.86)	1:11.76 (0:11.58)	1:00.18 (0:12.06)	0:48.12 (0:12.17)	0:35.95 (0:11.95)	0:24.00 (0:11.60)	0:35.95		
Rank	TAB	Horse/Jockey	Barrier	Top Speed [km/h]	Fastest Section								Distance Travelled [m]	
1	3	YET HE MOVES	3	65.9	0:11.16	1:36.18 [1]	1:22.36 [6]	1:11.20 [6]	0:59.43 [6]	0:47.26 [6]	0:35.37 [6]	0:23.70 [6]	0:35.37	
		Kyle Wilson-Taylor		1400m	1400m	(0:13.82)	(0:11.16)	(0:11.77)	(0:12.17)	(0:11.89)	(0:11.67)	(0:11.30)		
2	6	JUST FLYING	8	68.0	0:10.88	1:36.23 [2]	1:22.54 [3]	1:11.66 [2]	1:00.08 [2]	0:47.95 [2]	0:36.00 [1]	0:24.05 [1]	0:36.00	-2
		Jag Guthmann-Chester		1400m	1400m	(0:13.69)	(0:10.88)	(0:11.58)	(0:12.13)	(0:11.95)	(0:11.95)	(0:11.73)		
3	10	CONNECTICUT	7	66.7	0:11.12	1:36.40 [3]	1:22.30 [8]	1:11.18 [8]	0:59.38 [8]	0:47.24 [8]	0:35.22 [8]	0:23.55 [8]	0:35.22	+3
		Jake Bayliss		1400m	1400m	(0:14.10)	(0:11.12)	(0:11.80)	(0:12.14)	(0:12.02)	(0:11.67)	(0:11.31)		
4	1	GALIFIANAKIS	6	66.4	0:11.12	1:36.47 [4]	1:22.47 [7]	1:11.35 [7]	0:59.62 [7]	0:47.46 [7]	0:35.58 [7]	0:23.91 [7]	0:35.58	-4
		Cobi Vitler		1400m	1400m	(0:14.00)	(0:11.12)	(0:11.73)	(0:12.16)	(0:11.88)	(0:11.67)	(0:11.42)		
5	11	OLD SONG	9	66.3	0:11.13	1:36.68 [5]	1:22.25 [9]	1:11.12 [9]	0:59.26 [9]	0:47.03 [9]	0:35.17 [9]	0:23.68 [9]	0:35.17	-4
		Robbie Dolan		1400m	1400m	(0:14.43)	(0:11.13)	(0:11.86)	(0:12.23)	(0:11.86)	(0:11.49)	(0:11.33)		
6	7	MERCHANT FLYER	4	66.9	0:11.03	1:36.94 [6]	1:23.18 [4]	1:12.15 [4]	1:00.50 [4]	0:48.29 [4]	0:36.33 [5]	0:24.58 [4]	0:36.33	-1
		Dan McGillivray		1400m	1400m	(0:13.76)	(0:11.03)	(0:11.65)	(0:12.21)	(0:11.96)	(0:11.75)	(0:11.69)		
7	4	NORTHERN DECREE	2	65.6	0:11.12	1:37.01 [7]	1:23.23 [5]	1:12.11 [5]	1:00.42 [5]	0:48.34 [5]	0:36.52 [4]	0:24.62 [5]	0:36.52	-4
		Angela Jones		1400m	1400m	(0:13.78)	(0:11.12)	(0:11.69)	(0:12.08)	(0:11.82)	(0:11.90)	(0:11.70)		
8	8	AERIAL DANCER	1	65.9	0:11.12	1:37.41 [8]	1:23.85 [1]	1:12.73 [3]	1:01.12 [3]	0:49.02 [3]	0:37.17 [3]	0:25.10 [2]	0:37.17	-8
		Damien Thornton		1400m	1400m	(0:13.56)	(0:11.12)	(0:11.61)	(0:12.10)	(0:11.85)	(0:12.07)	(0:11.84)		
9	12	CHINCHILLA AHEAD	5	68.9	0:10.79	1:37.49 [9]	1:23.86 [2]	1:13.07 [1]	1:01.49 [1]	0:49.43 [1]	0:37.26 [2]	0:25.16 [3]	0:37.26	+5
		Stacey Callow		1400m	1400m	(0:13.63)	(0:10.79)	(0:11.58)	(0:12.06)	(0:12.17)	(0:12.10)	(0:12.00)		

Scratched: Living Free (#2), Italian Riviera (#9), A Deel Of Humour (#5)



Eagle Farm Professional
Race 3: SKY RACING BENCHMARK 78 Handicap - Base Rating 58 -
1600m
19 July 2025 - 13:08



Track Rating: Soft 6, Weather: Fine, Rail Position: +1m Entire

Section Field Times				200m 0:12.40 (0:12.40)				Last 600m 0:35.95	
Rank	TAB	Horse/Jockey	Barrier	Top Speed [km/h]	Fastest Section	Margin		Distance Travelled [m]	
1	3	YET HE MOVES	3	65.9	0:11.16	0:12.40 [1]	1:36.18	0:35.37	
		Kyle Wilson-Taylor		1400m	1400m	(0:12.40)			
2	6	JUST FLYING	8	68.0	0:10.88	0:12.32 [2]	0.3L	0:36.00	-2
		Jag Guthmann-Chester		1400m	1400m	(0:12.32)			
3	10	CONNECTICUT	7	66.7	0:11.12	0:12.24 [7]	1.26L	0:35.22	+3
		Jake Bayliss		1400m	1400m	(0:12.24)			
4	1	GALIFIANAKIS	6	66.4	0:11.12	0:12.49 [3]	1.69L	0:35.58	-4
		Cobi Vitler		1400m	1400m	(0:12.49)			
5	11	OLD SONG	9	66.3	0:11.13	0:12.35 [9]	2.91L	0:35.17	-4
		Robbie Dolan		1400m	1400m	(0:12.35)			
6	7	MERCHANT FLYER	4	66.9	0:11.03	0:12.89 [4]	4.45L	0:36.33	-1
		Dan McGillivray		1400m	1400m	(0:12.89)			
7	4	NORTHERN DECREE	2	65.6	0:11.12	0:12.92 [5]	4.88L	0:36.52	-4
		Angela Jones		1400m	1400m	(0:12.92)			
8	8	AERIAL DANCER	1	65.9	0:11.12	0:13.26 [6]	7.21L	0:37.17	-8
		Damien Thornton		1400m	1400m	(0:13.26)			
9	12	CHINCHILLA AHEAD	5	68.9	0:10.79	0:13.16 [8]	7.71L	0:37.26	+5
		Stacey Callow		1400m	1400m	(0:13.16)			

Scratched: Living Free (#2), Italian Riviera (#9), A Deel Of Humour (#5)



Horse/Jockey Name	Yet He Moves
Final Rank	1
Fastest Section Time (Section)	0:11.16 (1400m)
Top Speed [km/h] (Section)	65.9 (1400m)
Race State	Finished

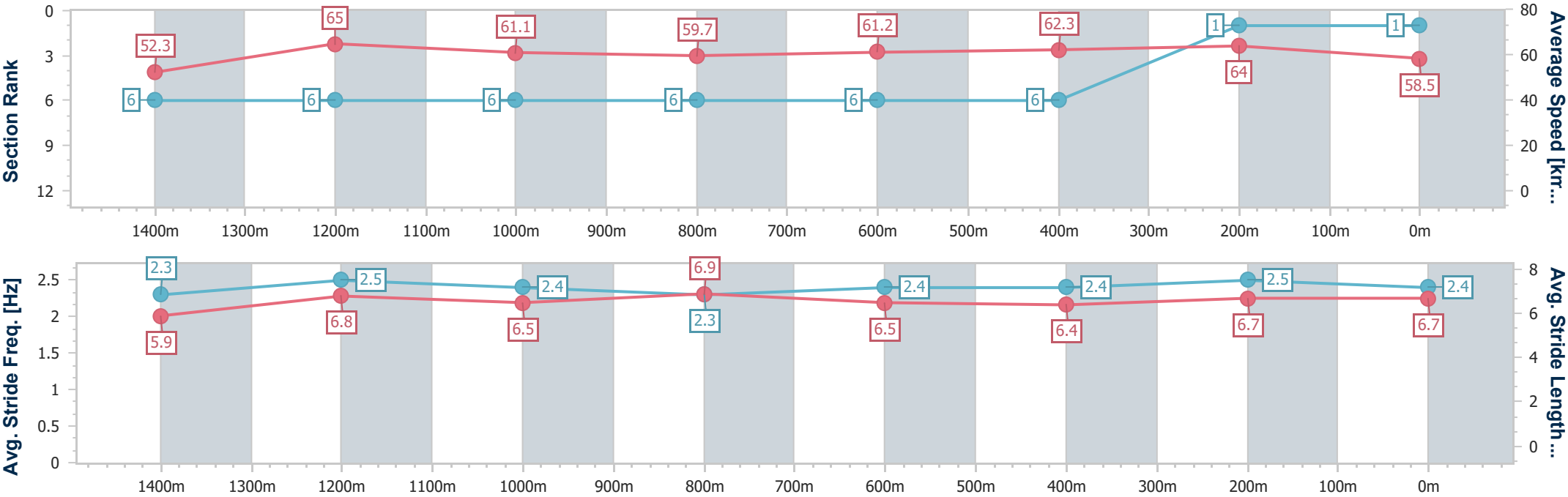


Eagle FarmProfessional
Race 3: SKY RACING BENCHMARK 78 Handicap - Base Rating
58 - 1600m
19 July 2025 - 13:08
Track Rating: Soft 6, Weather: Fine, Rail Position: +1m Entire



BRISBANE
RACING CLUB

Section	Overall	1400m	1200m	1000m	800m	600m	400m	200m					
Section Times	1:36.18 [1] (0:13.82)	1:22.36 [6] (0:11.16)	1:11.20 [6] (0:11.77)	0:59.43 [6] (0:12.17)	0:47.26 [6] (0:11.89)	0:35.37 [6] (0:11.67)	0:23.70 [6] (0:11.30)	0:12.40 [1] (0:12.40)					
Average Speed [km/h]	52.3	65.0	61.1	59.7	61.2	62.3	64.0	58.5					
Top Speed [km/h]	65.4	65.9	62.8	60.2	62.3	64.8	64.9	61.4					
Avg. Dist. to Rail [m]	9.6	2.9	3.4	2.4	1.8	2.3	6.8	6.7					
Avg. Stride Freq. [Hz]	2.3	2.5	2.4	2.3	2.4	2.4	2.5	2.4					
Avg. Stride Length [m]	5.9	6.8	6.5	6.9	6.5	6.4	6.7	6.7					





Horse/Jockey Name	Just Flying
Final Rank	2
Fastest Section Time (Section)	0:10.88 (1400m)
Top Speed [km/h] (Section)	68.0 (1400m)
Race State	Finished

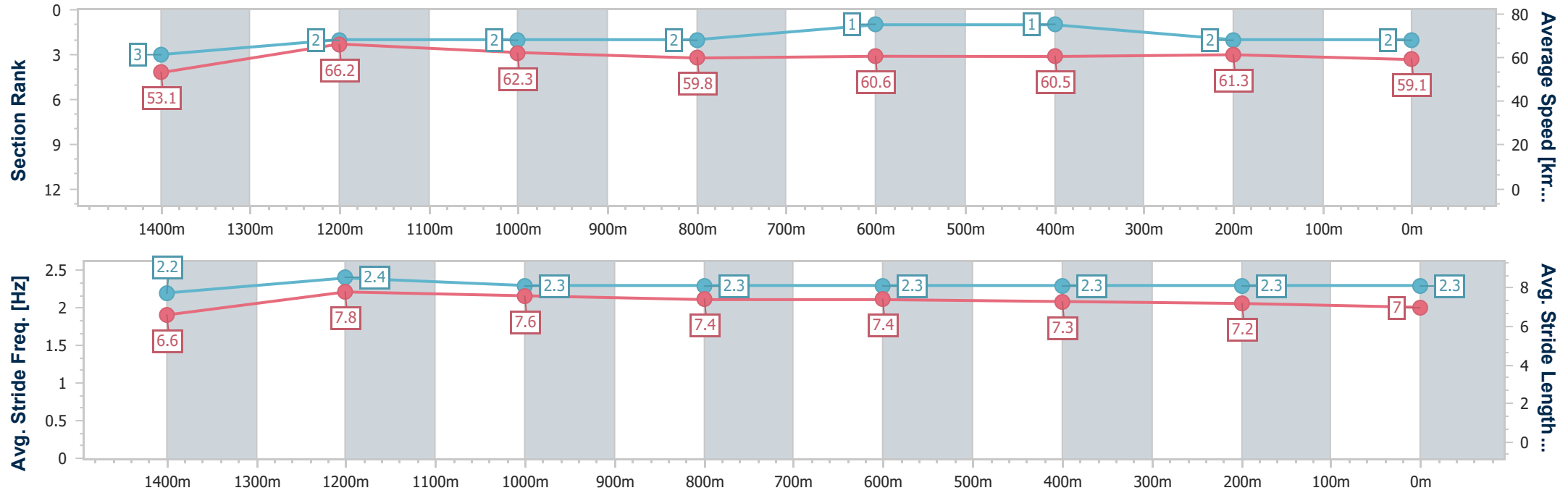


Eagle Farm Professional
Race 3: SKY RACING BENCHMARK 78 Handicap - Base Rating
58 - 1600m
19 July 2025 - 13:08
Track Rating: Soft 6, Weather: Fine, Rail Position: +1m Entire



BRISBANE
RACING CLUB

Section	Overall	1400m	1200m	1000m	800m	600m	400m	200m					
Section Times	1:36.23 [2] (0:13.69)	1:22.54 [3] (0:10.88)	1:11.66 [2] (0:11.58)	1:00.08 [2] (0:12.13)	0:47.95 [2] (0:11.95)	0:36.00 [1] (0:11.95)	0:24.05 [1] (0:11.73)	0:12.32 [2] (0:12.32)					
Average Speed [km/h]	53.1	66.2	62.3	59.8	60.6	60.5	61.3	59.1					
Top Speed [km/h]	67.3	68.0	65.9	61.2	61.5	62.5	62.4	61.2					
Avg. Dist. to Rail [m]	13.3	3.7	2.0	1.5	1.6	1.2	2.8	4.9					
Avg. Stride Freq. [Hz]	2.2	2.4	2.3	2.3	2.3	2.3	2.3	2.3					
Avg. Stride Length [m]	6.6	7.8	7.6	7.4	7.4	7.3	7.2	7.0					





Horse/Jockey Name	Connecticut
Final Rank	3
Fastest Section Time (Section)	0:11.12 (1400m)
Top Speed [km/h] (Section)	66.7 (1400m)
Race State	Finished

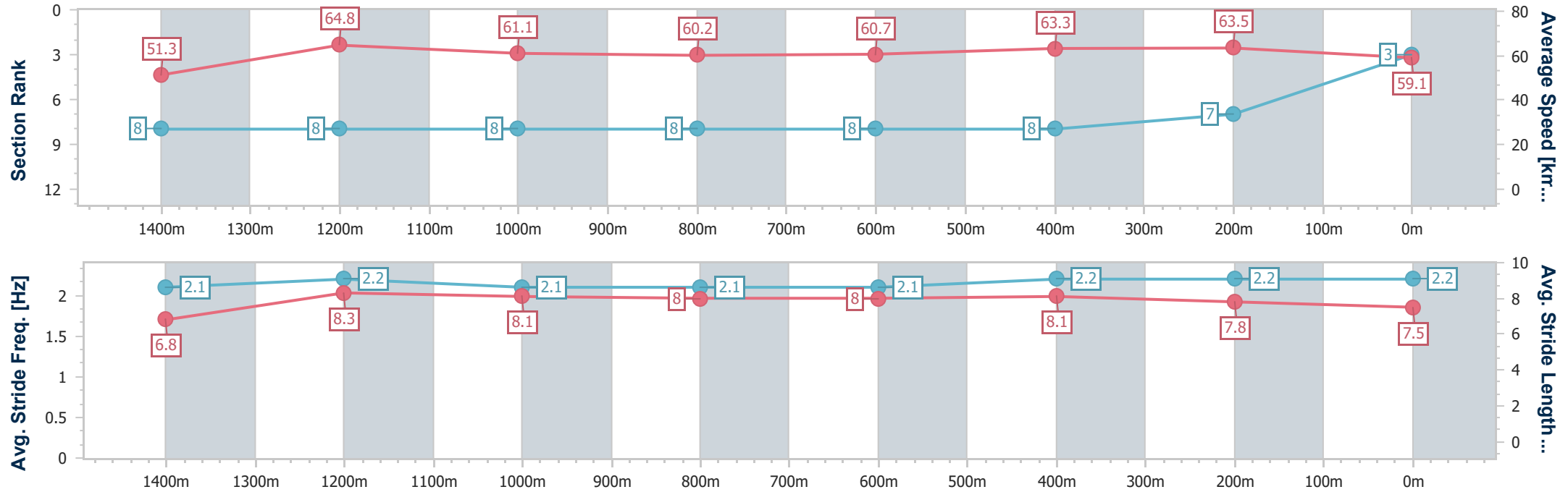


Eagle Farm Professional
Race 3: SKY RACING BENCHMARK 78 Handicap - Base Rating
58 - 1600m
19 July 2025 - 13:08
Track Rating: Soft 6, Weather: Fine, Rail Position: +1m Entire



BRISBANE
RACING CLUB

Section	Overall	1400m	1200m	1000m	800m	600m	400m	200m					
Section Times	1:36.40 [3] (0:14.10)	1:22.30 [8] (0:11.12)	1:11.18 [8] (0:11.80)	0:59.38 [8] (0:12.14)	0:47.24 [8] (0:12.02)	0:35.22 [8] (0:11.67)	0:23.55 [8] (0:11.31)	0:12.24 [7] (0:12.24)					
Average Speed [km/h]	51.3	64.8	61.1	60.2	60.7	63.3	63.5	59.1					
Top Speed [km/h]	66.1	66.7	63.8	61.0	62.2	64.0	64.4	62.5					
Avg. Dist. to Rail [m]	11.2	2.4	3.1	2.7	3.4	4.3	8.8	9.9					
Avg. Stride Freq. [Hz]	2.1	2.2	2.1	2.1	2.1	2.2	2.2	2.2					
Avg. Stride Length [m]	6.8	8.3	8.1	8.0	8.0	8.1	7.8	7.5					





Horse/Jockey Name	Galifianakis
Final Rank	4
Fastest Section Time (Section)	0:11.12 (1400m)
Top Speed [km/h] (Section)	66.4 (1400m)
Race State	Finished

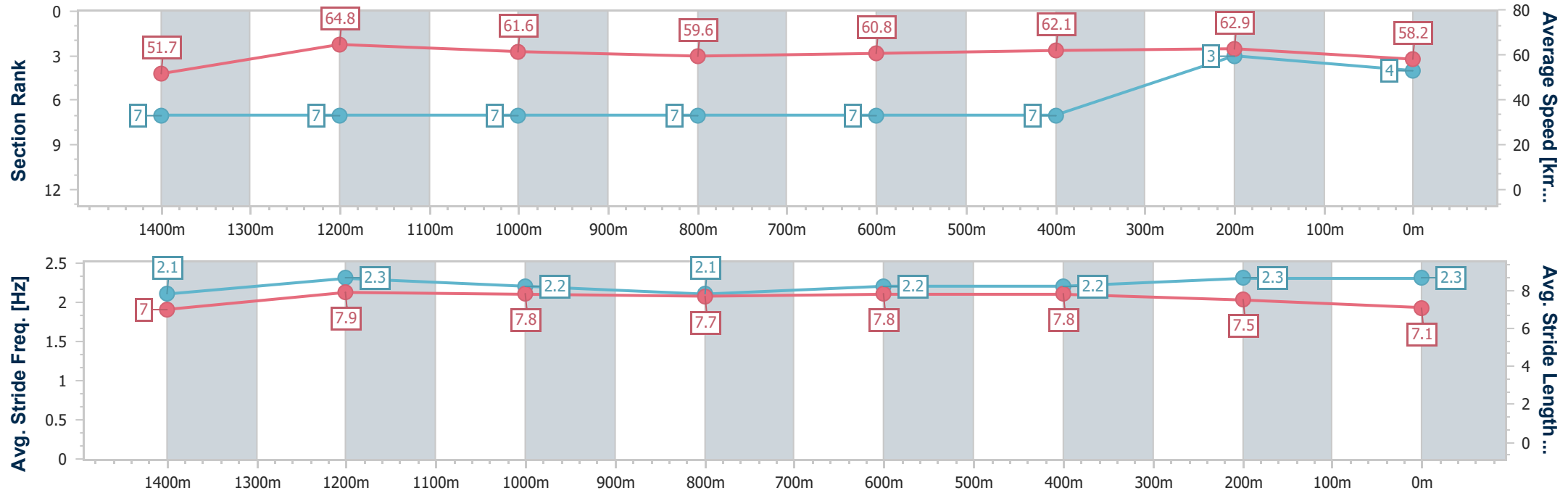


Eagle FarmProfessional
Race 3: SKY RACING BENCHMARK 78 Handicap - Base Rating
58 - 1600m
19 July 2025 - 13:08
Track Rating: Soft 6, Weather: Fine, Rail Position: +1m Entire



BRISBANE
RACING CLUB

Section	Overall	1400m	1200m	1000m	800m	600m	400m	200m					
Section Times	1:36.47 [4] (0:14.00)	1:22.47 [7] (0:11.12)	1:11.35 [7] (0:11.73)	0:59.62 [7] (0:12.16)	0:47.46 [7] (0:11.88)	0:35.58 [7] (0:11.67)	0:23.91 [7] (0:11.42)	0:12.49 [3] (0:12.49)					
Average Speed [km/h]	51.7	64.8	61.6	59.6	60.8	62.1	62.9	58.2					
Top Speed [km/h]	65.7	66.4	63.4	60.5	61.9	64.3	64.7	60.6					
Avg. Dist. to Rail [m]	11.4	1.6	1.7	1.4	1.1	0.7	0.3	1.6					
Avg. Stride Freq. [Hz]	2.1	2.3	2.2	2.1	2.2	2.2	2.3	2.3					
Avg. Stride Length [m]	7.0	7.9	7.8	7.7	7.8	7.8	7.5	7.1					





Horse/Jockey Name	Old Song
Final Rank	5
Fastest Section Time (Section)	0:11.13 (1400m)
Top Speed [km/h] (Section)	66.3 (1400m)
Race State	Finished

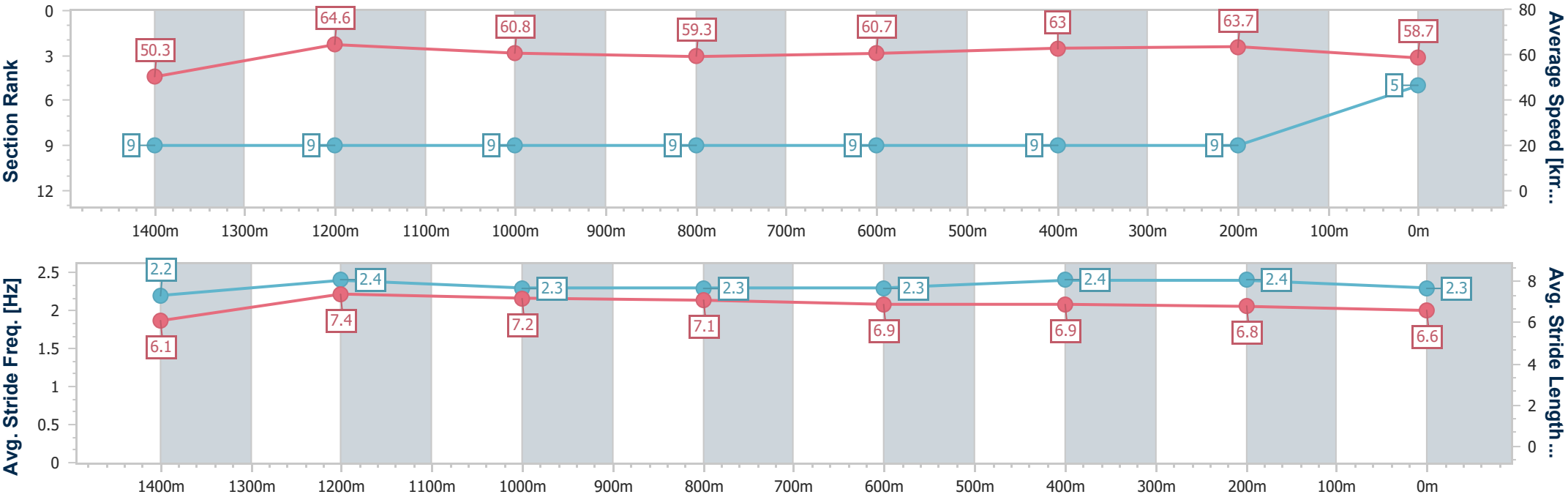


Eagle Farm Professional
Race 3: SKY RACING BENCHMARK 78 Handicap - Base Rating
58 - 1600m
19 July 2025 - 13:08
Track Rating: Soft 6, Weather: Fine, Rail Position: +1m Entire



BRISBANE
RACING CLUB

Section	Overall	1400m	1200m	1000m	800m	600m	400m	200m					
Section Times	1:36.68 [5] (0:14.43)	1:22.25 [9] (0:11.13)	1:11.12 [9] (0:11.86)	0:59.26 [9] (0:12.23)	0:47.03 [9] (0:11.86)	0:35.17 [9] (0:11.49)	0:23.68 [9] (0:11.33)	0:12.35 [9] (0:12.35)					
Average Speed [km/h]	50.3	64.6	60.8	59.3	60.7	63.0	63.7	58.7					
Top Speed [km/h]	65.3	66.3	62.8	60.2	62.1	64.4	65.0	61.8					
Avg. Dist. to Rail [m]	13.4	1.3	1.9	1.2	0.4	1.3	5.5	5.4					
Avg. Stride Freq. [Hz]	2.2	2.4	2.3	2.3	2.3	2.4	2.4	2.3					
Avg. Stride Length [m]	6.1	7.4	7.2	7.1	6.9	6.9	6.8	6.6					





Horse/Jockey Name	Merchant Flyer
Final Rank	6
Fastest Section Time (Section)	0:11.03 (1400m)
Top Speed [km/h] (Section)	66.9 (1400m)
Race State	Finished

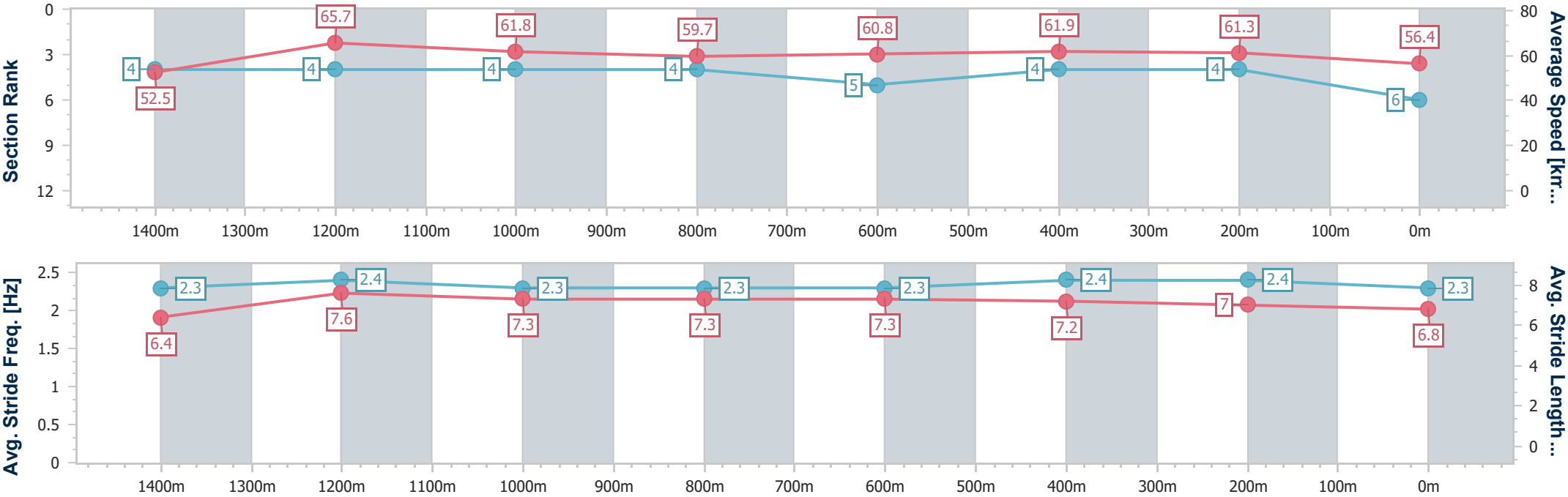


Eagle FarmProfessional
Race 3: SKY RACING BENCHMARK 78 Handicap - Base Rating
58 - 1600m
19 July 2025 - 13:08
Track Rating: Soft 6, Weather: Fine, Rail Position: +1m Entire



BRISBANE
RACING CLUB

Section	Overall	1400m	1200m	1000m	800m	600m	400m	200m					
Section Times	1:36.94 [6] (0:13.76)	1:23.18 [4] (0:11.03)	1:12.15 [4] (0:11.65)	1:00.50 [4] (0:12.21)	0:48.29 [4] (0:11.96)	0:36.33 [5] (0:11.75)	0:24.58 [4] (0:11.69)	0:12.89 [4] (0:12.89)					
Average Speed [km/h]	52.5	65.7	61.8	59.7	60.8	61.9	61.3	56.4					
Top Speed [km/h]	65.6	66.9	65.1	60.3	63.0	63.0	63.8	58.6					
Avg. Dist. to Rail [m]	10.5	2.9	2.8	2.2	1.9	2.2	5.7	7.0					
Avg. Stride Freq. [Hz]	2.3	2.4	2.3	2.3	2.3	2.4	2.4	2.3					
Avg. Stride Length [m]	6.4	7.6	7.3	7.3	7.3	7.2	7.0	6.8					





Horse/Jockey Name	Northern Decree
Final Rank	7
Fastest Section Time (Section)	0:11.12 (1400m)
Top Speed [km/h] (Section)	65.6 (1400m)
Race State	Finished

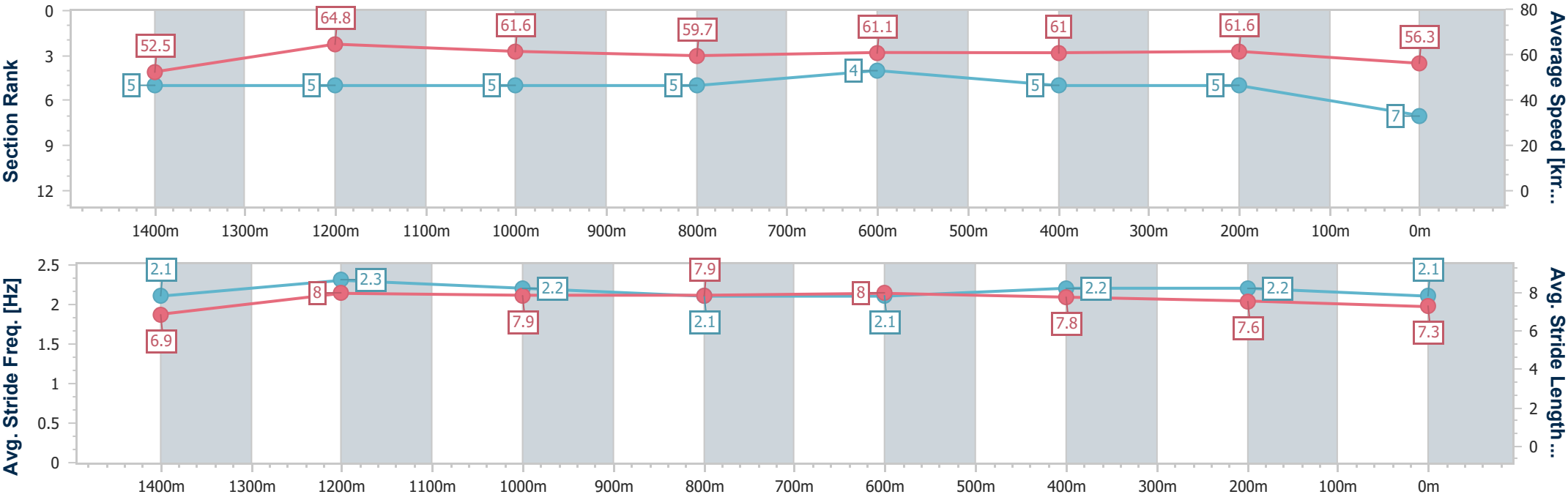


Eagle Farm Professional
Race 3: SKY RACING BENCHMARK 78 Handicap - Base Rating
58 - 1600m
19 July 2025 - 13:08
Track Rating: Soft 6, Weather: Fine, Rail Position: +1m Entire



BRISBANE
RACING CLUB

Section	Overall	1400m	1200m	1000m	800m	600m	400m	200m					
Section Times	1:37.01 [7] (0:13.78)	1:23.23 [5] (0:11.12)	1:12.11 [5] (0:11.69)	1:00.42 [5] (0:12.08)	0:48.34 [5] (0:11.82)	0:36.52 [4] (0:11.90)	0:24.62 [5] (0:11.70)	0:12.92 [5] (0:12.92)					
Average Speed [km/h]	52.5	64.8	61.6	59.7	61.1	61.0	61.6	56.3					
Top Speed [km/h]	65.1	65.6	62.4	60.6	61.3	62.8	63.7	58.7					
Avg. Dist. to Rail [m]	8.4	0.7	1.2	0.5	0.8	1.6	3.5	4.6					
Avg. Stride Freq. [Hz]	2.1	2.3	2.2	2.1	2.1	2.2	2.2	2.1					
Avg. Stride Length [m]	6.9	8.0	7.9	7.9	8.0	7.8	7.6	7.3					





Horse/Jockey Name	Aerial Dancer
Final Rank	8
Fastest Section Time (Section)	0:11.12 (1400m)
Top Speed [km/h] (Section)	65.9 (1400m)
Race State	Finished

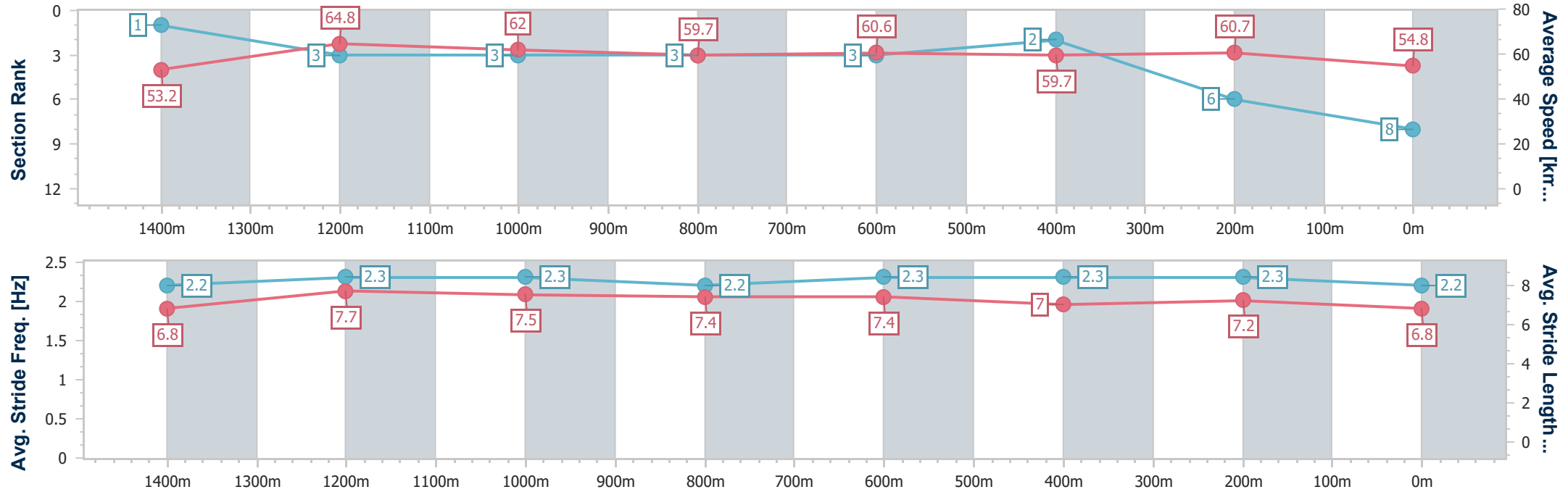


Eagle Farm Professional
Race 3: SKY RACING BENCHMARK 78 Handicap - Base Rating
58 - 1600m
19 July 2025 - 13:08
Track Rating: Soft 6, Weather: Fine, Rail Position: +1m Entire



BRISBANE
RACING CLUB

Section	Overall	1400m	1200m	1000m	800m	600m	400m	200m					
Section Times	1:37.41 [8] (0:13.56)	1:23.85 [1] (0:11.12)	1:12.73 [3] (0:11.61)	1:01.12 [3] (0:12.10)	0:49.02 [3] (0:11.85)	0:37.17 [3] (0:12.07)	0:25.10 [2] (0:11.84)	0:13.26 [6] (0:13.26)					
Average Speed [km/h]	53.2	64.8	62.0	59.7	60.6	59.7	60.7	54.8					
Top Speed [km/h]	65.9	65.9	63.4	60.6	61.5	61.4	61.8	58.7					
Avg. Dist. to Rail [m]	7.5	1.3	0.9	0.3	0.4	0.3	1.5	3.2					
Avg. Stride Freq. [Hz]	2.2	2.3	2.3	2.2	2.3	2.3	2.3	2.2					
Avg. Stride Length [m]	6.8	7.7	7.5	7.4	7.4	7.0	7.2	6.8					





Horse/Jockey Name	Chinchilla Ahead
Final Rank	9
Fastest Section Time (Section)	0:10.79 (1400m)
Top Speed [km/h] (Section)	68.9 (1400m)
Race State	Finished

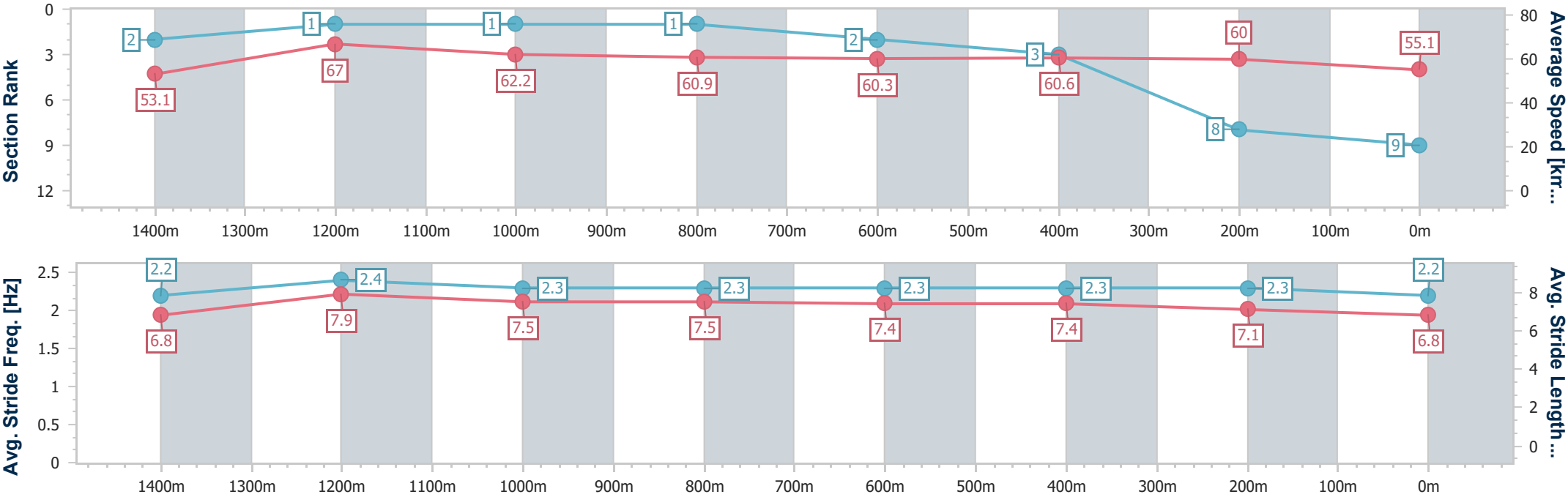


Eagle Farm Professional
Race 3: SKY RACING BENCHMARK 78 Handicap - Base Rating
58 - 1600m
19 July 2025 - 13:08
Track Rating: Soft 6, Weather: Fine, Rail Position: +1m Entire



BRISBANE
RACING CLUB

Section	Overall	1400m	1200m	1000m	800m	600m	400m	200m					
Section Times	1:37.49 [9] (0:13.63)	1:23.86 [2] (0:10.79)	1:13.07 [1] (0:11.58)	1:01.49 [1] (0:12.06)	0:49.43 [1] (0:12.17)	0:37.26 [2] (0:12.10)	0:25.16 [3] (0:12.00)	0:13.16 [8] (0:13.16)					
Average Speed [km/h]	53.1	67.0	62.2	60.9	60.3	60.6	60.0	55.1					
Top Speed [km/h]	66.5	68.9	65.4	61.7	61.2	62.9	62.2	58.5					
Avg. Dist. to Rail [m]	11.7	3.5	4.1	3.9	4.2	4.0	5.0	5.7					
Avg. Stride Freq. [Hz]	2.2	2.4	2.3	2.3	2.3	2.3	2.3	2.2					
Avg. Stride Length [m]	6.8	7.9	7.5	7.5	7.4	7.4	7.1	6.8					





Eagle Farm Professional

Race 4: CLIMATE RENTAL SOLUTIONS OPEN Handicap - 1600m

19 July 2025 - 13:45



BRISBANE
RACING CLUB

Track Rating: Soft 6, Weather: Fine, Rail Position: +1m Entire

Section						Overall	1400m	1200m	1000m	800m	600m	400m	Last 600m		
Field Times						1:36.86 (0:13.62)	1:23.24 (0:11.81)	1:11.43 (0:12.34)	0:59.09 (0:12.42)	0:46.67 (0:11.99)	0:34.68 (0:11.39)	0:23.29 (0:11.22)	0:34.68		
Rank	TAB	Horse/Jockey	Barrier	Top Speed [km/h]	Fastest Section									Distance Travelled [m]	
1	4	CABOCHE	2	66.0	0:11.09	1:36.86 [1]	1:22.98 [3]	1:11.10 [3]	0:58.70 [3]	0:46.20 [3]	0:34.24 [3]	0:22.96 [2]	0:34.24		
		Kyle Wilson-Taylor		400m	400m	(0:13.88)	(0:11.88)	(0:12.40)	(0:12.50)	(0:11.96)	(0:11.28)	(0:11.09)			
2	9	CHICA MOJITO	1	65.9	0:11.22	1:37.10 [2]	1:23.48 [1]	1:11.67 [1]	0:59.33 [1]	0:46.91 [1]	0:34.92 [1]	0:23.53 [1]	0:34.92 +2		
		Jake Bayliss		400m	400m	(0:13.62)	(0:11.81)	(0:12.34)	(0:12.42)	(0:11.99)	(0:11.39)	(0:11.22)			
3	7	THIS'LLBETHEONE	6	65.8	0:11.14	1:37.40 [3]	1:23.70 [2]	1:11.79 [2]	0:59.41 [2]	0:47.00 [2]	0:34.92 [2]	0:23.38 [3]	0:34.92 +7		
		Taylor Marshall		400m	400m	(0:13.70)	(0:11.91)	(0:12.38)	(0:12.41)	(0:12.08)	(0:11.54)	(0:11.14)			
4	1	CHRYSOR	7	65.8	0:11.12	1:37.59 [4]	1:22.99 [8]	1:11.15 [8]	0:58.71 [8]	0:46.30 [8]	0:34.45 [8]	0:22.86 [8]	0:34.45 +6		
		Cody Collis		1400m	400m	(0:14.60)	(0:11.84)	(0:12.44)	(0:12.41)	(0:11.85)	(0:11.59)	(0:11.12)			
5	8	THE DROVER	3	65.4	0:11.24	1:37.72 [5]	1:23.59 [5]	1:11.59 [6]	0:59.10 [6]	0:46.69 [6]	0:34.73 [6]	0:23.25 [4]	0:34.73 +2		
		Robbie Dolan		600m	400m	(0:14.13)	(0:12.00)	(0:12.49)	(0:12.41)	(0:11.96)	(0:11.48)	(0:11.24)			
6	3	COSMIC VEGA	5	65.2	0:11.25	1:37.77 [6]	1:23.35 [7]	1:11.38 [7]	0:58.96 [7]	0:46.57 [7]	0:34.65 [7]	0:23.22 [5]	0:34.65 +3		
		Jag Guthmann-Chester		400m	400m	(0:14.42)	(0:11.97)	(0:12.42)	(0:12.39)	(0:11.92)	(0:11.43)	(0:11.25)			
7	6	A DEEL OF HUMOUR	4	64.7	0:11.60	1:38.49 [7]	1:24.36 [6]	1:12.40 [5]	0:59.99 [5]	0:47.57 [5]	0:35.61 [5]	0:23.87 [7]	0:35.61 +10		
		Rikki Jamieson		Overall	400m	(0:14.13)	(0:11.96)	(0:12.41)	(0:12.42)	(0:11.96)	(0:11.74)	(0:11.60)			

Did Not Finish: Brookhaven (#2)

Scratched: Devastate (#5), Galifianakis (#10)



Eagle Farm Professional

Race 4: CLIMATE RENTAL SOLUTIONS OPEN Handicap - 1600m

19 July 2025 - 13:45



BRISBANE
RACING CLUB

Track Rating: Soft 6, Weather: Fine, Rail Position: +1m Entire

Section Field Times				200m 0:12.07 (0:12.07)		Last 600m 0:34.68			
Rank	TAB	Horse/Jockey	Barrier	Top Speed [km/h]	Fastest Section	Margin			Distance Travelled [m]
1	4	CABOCHE	2	66.0	0:11.09	0:11.87 [2]	1:36.86		0:34.24
		Kyle Wilson-Taylor		400m	400m	(0:11.87)			
2	9	CHICA MOJITO	1	65.9	0:11.22	0:12.31 [1]	1.42L		0:34.92 +2
		Jake Bayliss		400m	400m	(0:12.31)			
3	7	THIS'LLBETHEONE	6	65.8	0:11.14	0:12.24 [3]	3.16L		0:34.92 +7
		Taylor Marshall		400m	400m	(0:12.24)			
4	1	CHRYSAOR	7	65.8	0:11.12	0:11.74 [6]	4.28L		0:34.45 +6
		Cody Collis		1400m	400m	(0:11.74)			
5	8	THE DROVER	3	65.4	0:11.24	0:12.01 [4]	5.05L		0:34.73 +2
		Robbie Dolan		600m	400m	(0:12.01)			
6	3	COSMIC VEGA	5	65.2	0:11.25	0:11.97 [5]	5.33L		0:34.65 +3
		Jag Guthmann-Chester		400m	400m	(0:11.97)			
7	6	A DEEL OF HUMOUR	4	64.7	0:11.60	0:12.27 [7]	9.61L		0:35.61 +10
		Rikki Jamieson		Overall	400m	(0:12.27)			

Did Not Finish: Brookhaven (#2)

Scratched: Devastate (#5), Galifianakis (#10)



Horse/Jockey Name	Caboche
Final Rank	1
Fastest Section Time (Section)	0:11.09 (400m)
Top Speed [km/h] (Section)	66.0 (400m)
Race State	Finished

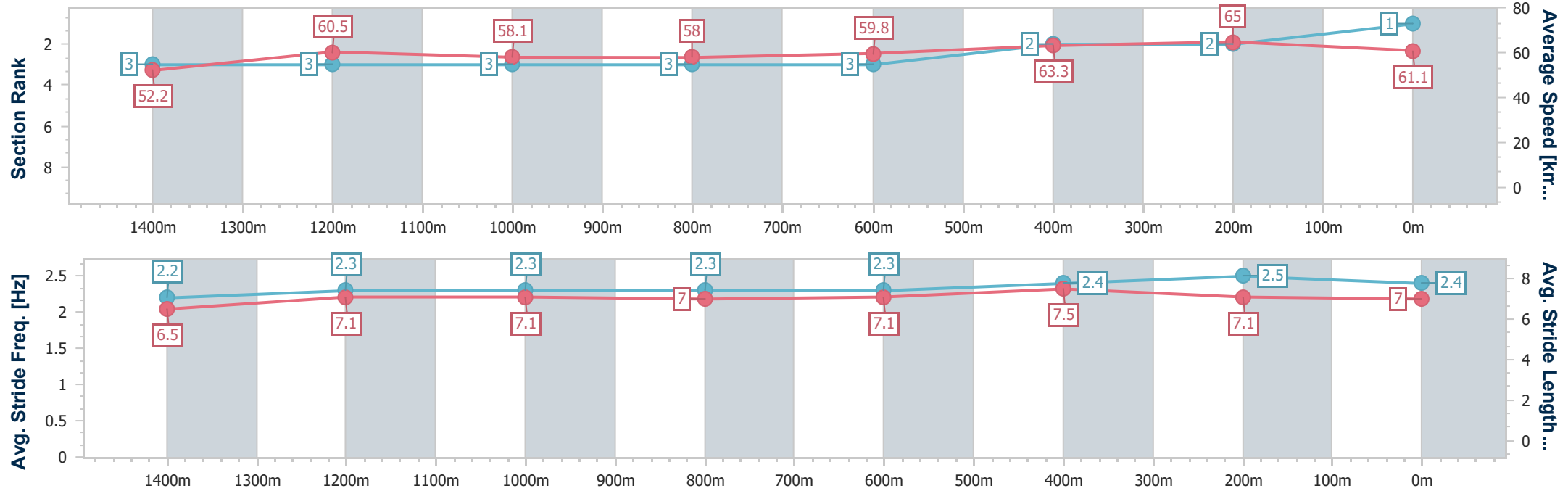


Eagle Farm Professional
Race 4: CLIMATE RENTAL SOLUTIONS OPEN Handicap -
1600m
19 July 2025 - 13:45
Track Rating: Soft 6, Weather: Fine, Rail Position: +1m Entire



BRISBANE
RACING CLUB

Section	Overall	1400m	1200m	1000m	800m	600m	400m	200m					
Section Times	1:36.86 [1] (0:13.88)	1:22.98 [3] (0:11.88)	1:11.10 [3] (0:12.40)	0:58.70 [3] (0:12.50)	0:46.20 [3] (0:11.96)	0:34.24 [3] (0:11.28)	0:22.96 [2] (0:11.09)	0:11.87 [2] (0:11.87)					
Average Speed [km/h]	52.2	60.5	58.1	58.0	59.8	63.3	65.0	61.1					
Top Speed [km/h]	64.7	63.3	59.0	59.4	61.5	65.6	66.0	63.5					
Avg. Dist. to Rail [m]	7.8	1.6	2.3	1.0	1.1	1.8	2.0	2.8					
Avg. Stride Freq. [Hz]	2.2	2.3	2.3	2.3	2.3	2.4	2.5	2.4					
Avg. Stride Length [m]	6.5	7.1	7.1	7.0	7.1	7.5	7.1	7.0					





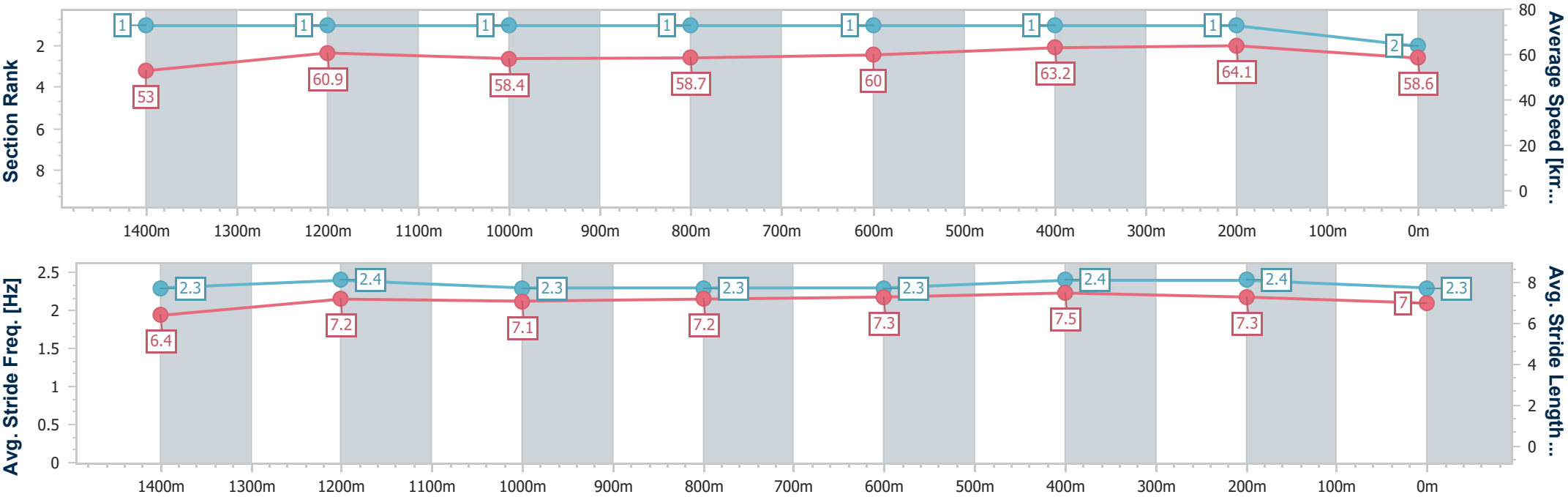
Horse/Jockey Name	Chica Mojito
Final Rank	2
Fastest Section Time (Section)	0:11.22 (400m)
Top Speed [km/h] (Section)	65.9 (400m)
Race State	Finished



Eagle FarmProfessional
Race 4: CLIMATE RENTAL SOLUTIONS OPEN Handicap -
1600m
19 July 2025 - 13:45
Track Rating: Soft 6, Weather: Fine, Rail Position: +1m Entire



Section	Overall	1400m	1200m	1000m	800m	600m	400m	200m					
Section Times	1:37.10 [2] (0:13.62)	1:23.48 [1] (0:11.81)	1:11.67 [1] (0:12.34)	0:59.33 [1] (0:12.42)	0:46.91 [1] (0:11.99)	0:34.92 [1] (0:11.39)	0:23.53 [1] (0:11.22)	0:12.31 [1] (0:12.31)					
Average Speed [km/h]	53.0	60.9	58.4	58.7	60.0	63.2	64.1	58.6					
Top Speed [km/h]	64.2	63.3	59.4	59.8	61.2	64.7	65.9	61.5					
Avg. Dist. to Rail [m]	6.8	1.6	2.4	1.8	0.5	0.7	3.8	3.4					
Avg. Stride Freq. [Hz]	2.3	2.4	2.3	2.3	2.3	2.4	2.4	2.3					
Avg. Stride Length [m]	6.4	7.2	7.1	7.2	7.3	7.5	7.3	7.0					





Horse/Jockey Name	This'llbetheone
Final Rank	3
Fastest Section Time (Section)	0:11.14 (400m)
Top Speed [km/h] (Section)	65.8 (400m)
Race State	Finished

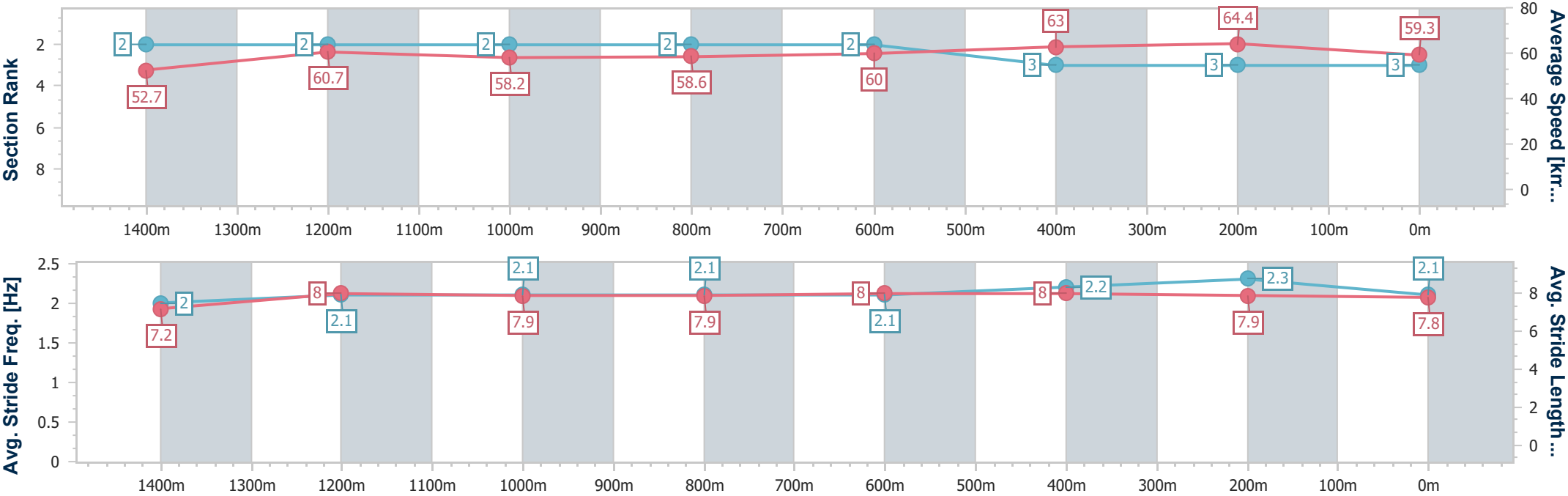


Eagle Farm Professional
Race 4: CLIMATE RENTAL SOLUTIONS OPEN Handicap - 1600m
19 July 2025 - 13:45
Track Rating: Soft 6, Weather: Fine, Rail Position: +1m Entire



BRISBANE
RACING CLUB

Section	Overall	1400m	1200m	1000m	800m	600m	400m	200m					
Section Times	1:37.40 [3] (0:13.70)	1:23.70 [2] (0:11.91)	1:11.79 [2] (0:12.38)	0:59.41 [2] (0:12.41)	0:47.00 [2] (0:12.08)	0:34.92 [2] (0:11.54)	0:23.38 [3] (0:11.14)	0:12.24 [3] (0:12.24)					
Average Speed [km/h]	52.7	60.7	58.2	58.6	60.0	63.0	64.4	59.3					
Top Speed [km/h]	64.0	63.3	59.2	60.2	61.6	64.6	65.8	62.5					
Avg. Dist. to Rail [m]	11.0	2.0	2.6	2.2	1.3	1.3	4.8	4.5					
Avg. Stride Freq. [Hz]	2.0	2.1	2.1	2.1	2.1	2.2	2.3	2.1					
Avg. Stride Length [m]	7.2	8.0	7.9	7.9	8.0	8.0	7.9	7.8					





Horse/Jockey Name	Chrysaor
Final Rank	4
Fastest Section Time (Section)	0:11.12 (400m)
Top Speed [km/h] (Section)	65.8 (1400m)
Race State	Finished

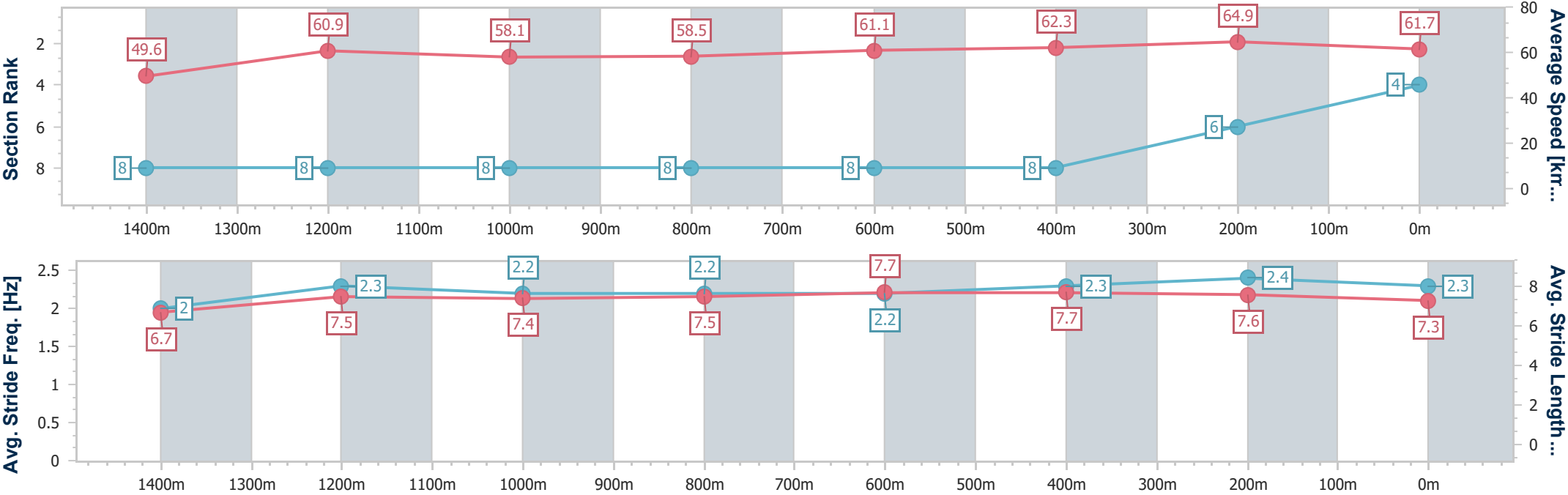


Eagle Farm Professional
Race 4: CLIMATE RENTAL SOLUTIONS OPEN Handicap -
1600m
19 July 2025 - 13:45
Track Rating: Soft 6, Weather: Fine, Rail Position: +1m Entire



BRISBANE
RACING CLUB

Section	Overall	1400m	1200m	1000m	800m	600m	400m	200m					
Section Times	1:37.59 [4] (0:14.60)	1:22.99 [8] (0:11.84)	1:11.15 [8] (0:12.44)	0:58.71 [8] (0:12.41)	0:46.30 [8] (0:11.85)	0:34.45 [8] (0:11.59)	0:22.86 [8] (0:11.12)	0:11.74 [6] (0:11.74)					
Average Speed [km/h]	49.6	60.9	58.1	58.5	61.1	62.3	64.9	61.7					
Top Speed [km/h]	64.9	65.8	59.1	60.2	62.9	63.6	65.5	63.5					
Avg. Dist. to Rail [m]	11.2	2.6	3.0	1.9	0.5	0.9	2.4	2.4					
Avg. Stride Freq. [Hz]	2.0	2.3	2.2	2.2	2.2	2.3	2.4	2.3					
Avg. Stride Length [m]	6.7	7.5	7.4	7.5	7.7	7.7	7.6	7.3					





Horse/Jockey Name	The Drover
Final Rank	5
Fastest Section Time (Section)	0:11.24 (400m)
Top Speed [km/h] (Section)	65.4 (600m)
Race State	Finished

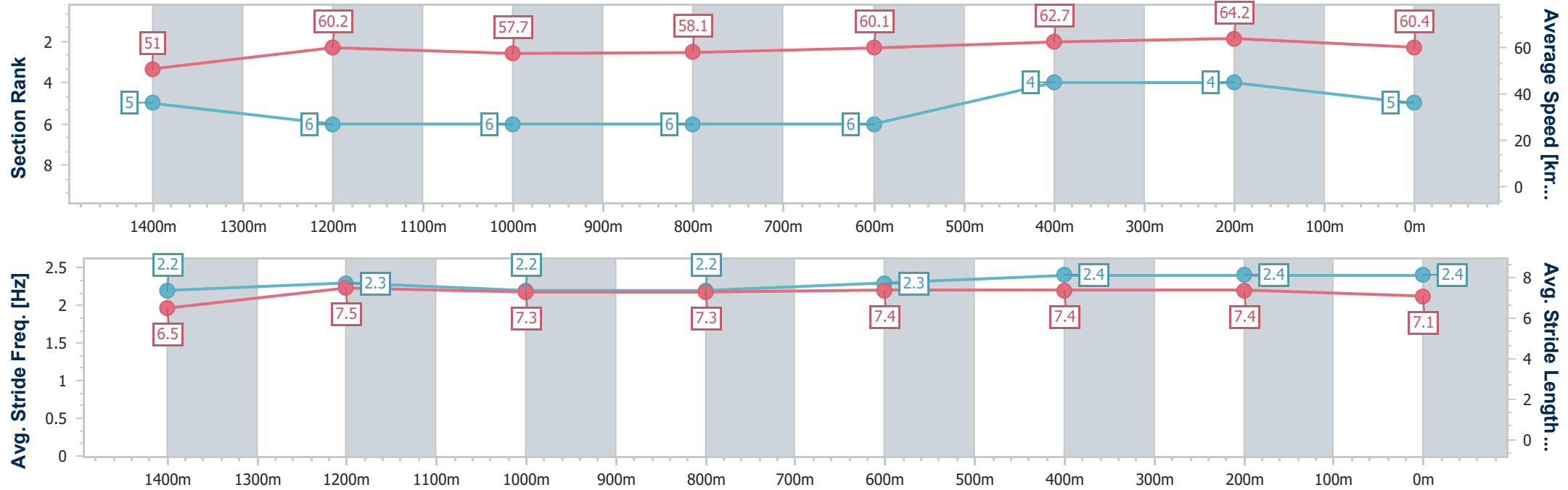


Eagle Farm Professional
Race 4: CLIMATE RENTAL SOLUTIONS OPEN Handicap - 1600m
19 July 2025 - 13:45
Track Rating: Soft 6, Weather: Fine, Rail Position: +1m Entire



BRISBANE
RACING CLUB

Section	Overall	1400m	1200m	1000m	800m	600m	400m	200m					
Section Times	1:37.72 [5] (0:14.13)	1:23.59 [5] (0:12.00)	1:11.59 [6] (0:12.49)	0:59.10 [6] (0:12.41)	0:46.69 [6] (0:11.96)	0:34.73 [6] (0:11.48)	0:23.25 [4] (0:11.24)	0:12.01 [4] (0:12.01)					
Average Speed [km/h]	51.0	60.2	57.7	58.1	60.1	62.7	64.2	60.4					
Top Speed [km/h]	64.6	63.1	58.6	60.0	61.5	65.4	65.4	63.3					
Avg. Dist. to Rail [m]	7.8	1.6	2.1	0.8	0.4	0.5	3.9	6.1					
Avg. Stride Freq. [Hz]	2.2	2.3	2.2	2.2	2.3	2.4	2.4	2.4					
Avg. Stride Length [m]	6.5	7.5	7.3	7.3	7.4	7.4	7.4	7.1					





Horse/Jockey Name	Cosmic Vega
Final Rank	6
Fastest Section Time (Section)	0:11.25 (400m)
Top Speed [km/h] (Section)	65.2 (400m)
Race State	Finished

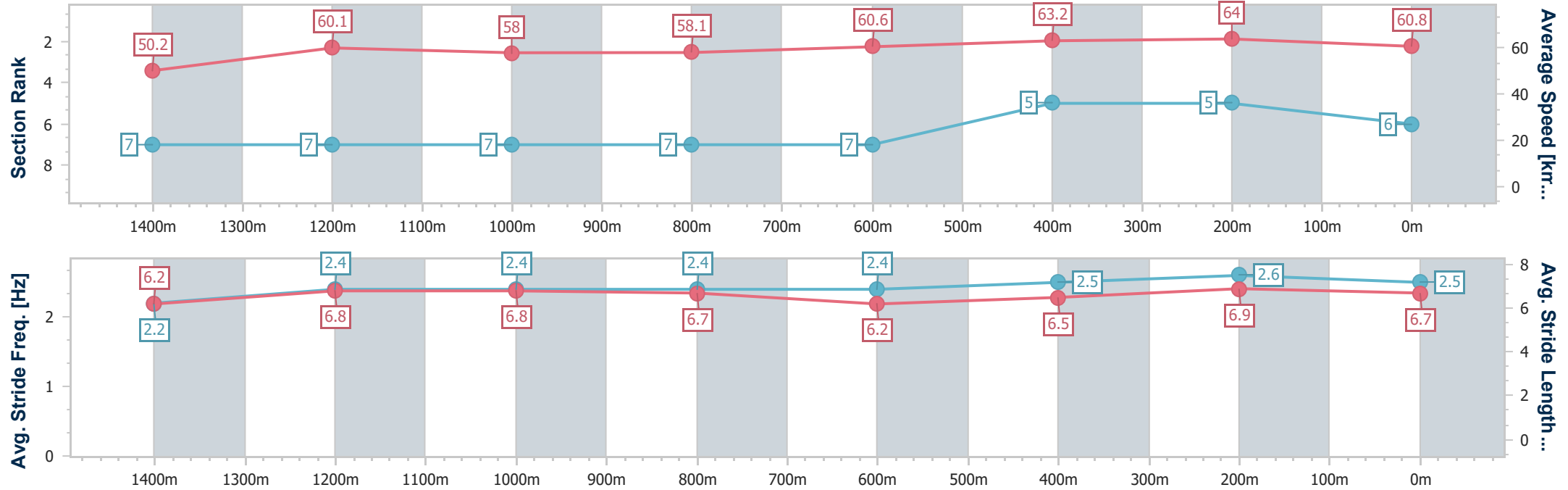


Eagle Farm Professional
Race 4: CLIMATE RENTAL SOLUTIONS OPEN Handicap - 1600m
19 July 2025 - 13:45
Track Rating: Soft 6, Weather: Fine, Rail Position: +1m Entire



BRISBANE
RACING CLUB

Section	Overall	1400m	1200m	1000m	800m	600m	400m	200m						
Section Times	1:37.77 [6] (0:14.42)	1:23.35 [7] (0:11.97)	1:11.38 [7] (0:12.42)	0:58.96 [7] (0:12.39)	0:46.57 [7] (0:11.92)	0:34.65 [7] (0:11.43)	0:23.22 [5] (0:11.25)	0:11.97 [5] (0:11.97)						
Average Speed [km/h]	50.2	60.1	58.0	58.1	60.6	63.2	64.0	60.8						
Top Speed [km/h]	64.7	63.7	59.4	59.7	62.7	64.9	65.2	62.5						
Avg. Dist. to Rail [m]	8.3	0.7	1.4	0.5	0.1	1.0	5.4	7.1						
Avg. Stride Freq. [Hz]	2.2	2.4	2.4	2.4	2.4	2.5	2.6	2.5						
Avg. Stride Length [m]	6.2	6.8	6.8	6.7	6.2	6.5	6.9	6.7						





Horse/Jockey Name	A Deel Of Humour
Final Rank	7
Fastest Section Time (Section)	0:11.60 (400m)
Top Speed [km/h] (Section)	64.7 (Overall)
Race State	Finished

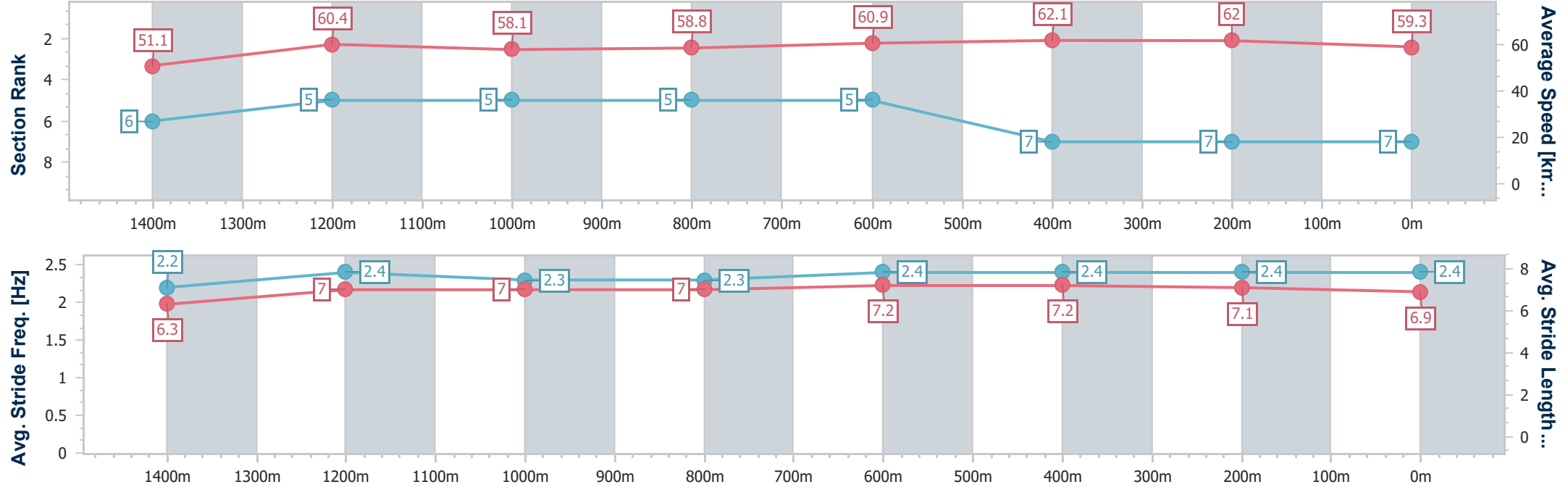


Eagle Farm Professional
Race 4: CLIMATE RENTAL SOLUTIONS OPEN Handicap -
1600m
19 July 2025 - 13:45
Track Rating: Soft 6, Weather: Fine, Rail Position: +1m Entire



BRISBANE
RACING CLUB

Section	Overall	1400m	1200m	1000m	800m	600m	400m	200m					
Section Times	1:38.49 [7] (0:14.13)	1:24.36 [6] (0:11.96)	1:12.40 [5] (0:12.41)	0:59.99 [5] (0:12.42)	0:47.57 [5] (0:11.96)	0:35.61 [5] (0:11.74)	0:23.87 [7] (0:11.60)	0:12.27 [7] (0:12.27)					
Average Speed [km/h]	51.1	60.4	58.1	58.8	60.9	62.1	62.0	59.3					
Top Speed [km/h]	64.7	64.7	59.2	59.9	61.9	62.9	62.7	60.7					
Avg. Dist. to Rail [m]	8.9	2.2	3.1	2.8	2.4	3.0	5.5	4.4					
Avg. Stride Freq. [Hz]	2.2	2.4	2.3	2.3	2.4	2.4	2.4	2.4					
Avg. Stride Length [m]	6.3	7.0	7.0	7.0	7.2	7.2	7.1	6.9					





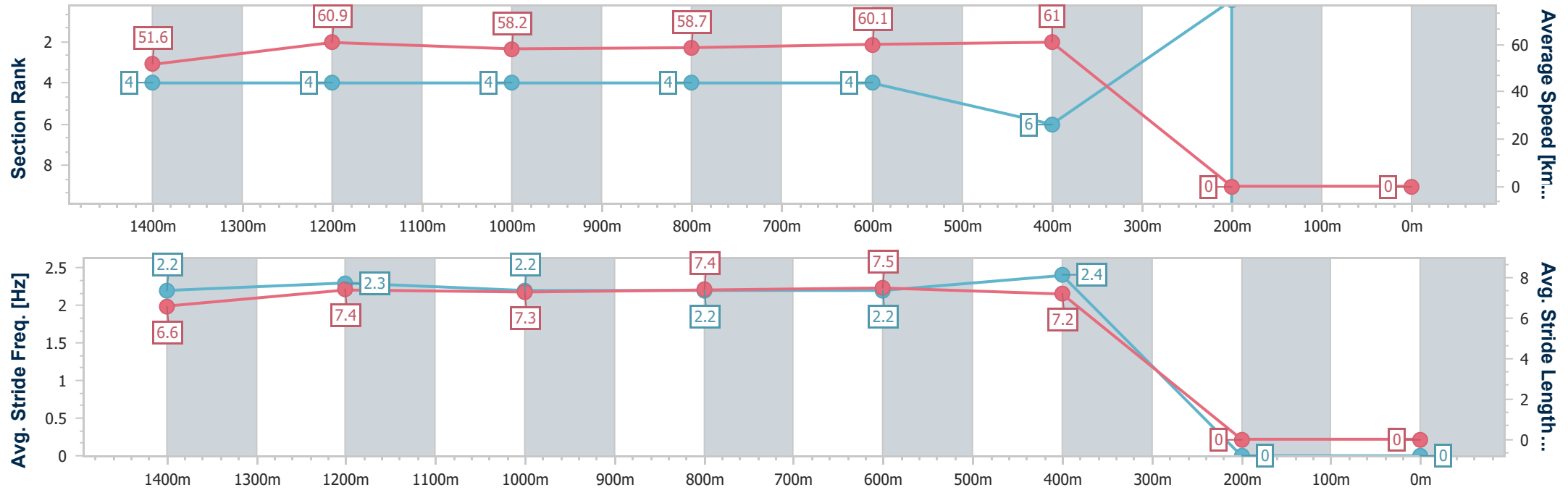
Horse/Jockey Name	Brookhaven
Final Rank	2147483647
Fastest Section Time (Section)	0:11.85 (600m)
Top Speed [km/h] (Section)	63.2 (1400m)
Race State	DidNotFinish



Eagle FarmProfessional
Race 4: CLIMATE RENTAL SOLUTIONS OPEN Handicap - 1600m
19 July 2025 - 13:45
Track Rating: Soft 6, Weather: Fine, Rail Position: +1m Entire



Section	Overall	1400m	1200m	1000m	800m	600m	400m	200m					
Section Times	0:00.00 [2147483647 1 (0:13.97)	0:00.00 [4] (0:11.89)	0:00.00 [4] (0:12.39)	0:00.00 [4] (0:12.45)	0:00.00 [4] (0:12.02)	0:00.00 [4] (0:11.85)	-:--:-	-:--:-					
Average Speed [km/h]	51.6	60.9	58.2	58.7	60.1	61.0	0.0	0.0					
Top Speed [km/h]	60.2	63.2	60.9	59.5	60.9	61.8	--:-	--:-					
Avg. Dist. to Rail [m]	13.3	3.5	3.6	2.4	0.9	1.0	0.0	0.0					
Avg. Stride Freq. [Hz]	2.2	2.3	2.2	2.2	2.2	2.4	--:-	--:-					
Avg. Stride Length [m]	6.6	7.4	7.3	7.4	7.5	7.2	--:-	--:-					



[] Ranking at each section and finish
-:-:- No data available at this section
NA No data available



Eagle Farm Professional
Race 5: QUEENSLAND CRICKET FOUNDATION QTIS Two-Year-Old
Handicap - 1200m
19 July 2025 - 14:23



Track Rating: Soft 6, Weather: Fine, Rail Position: +1m Entire

Section		Overall				1000m	800m	600m	400m	200m	Last 600m		
Field Times		1:11.24				0:58.16	0:47.33	0:35.85	0:23.93	0:12.24	0:35.85		
		(0:13.08)				(0:10.83)	(0:11.48)	(0:11.92)	(0:11.69)	(0:12.24)			
Rank	TAB Horse/Jockey	Barrier	Top Speed [km/h]	Fastest Section							Margin	Distance Travelled [m]	
1	11 ALPHA SOFIE	7	67.7	0:11.07	1:11.24 [1]	0:57.24 [10]	0:46.17 [10]	0:34.76 [10]	0:23.43 [8]	0:12.13 [4]	1:11.24	0:34.76	
	Cejay Graham		1000m	1000m	(0:14.00)	(0:11.07)	(0:11.41)	(0:11.33)	(0:11.30)	(0:12.13)			
2	8 SPANISH TREASURE	1	69.6	0:10.91	1:11.34 [2]	0:58.12 [3]	0:47.21 [3]	0:35.58 [3]	0:23.80 [3]	0:12.34 [1]	0.59L	0:35.58	+4
	Angela Jones		Overall	1000m	(0:13.22)	(0:10.91)	(0:11.63)	(0:11.78)	(0:11.46)	(0:12.34)			
3	6 STIKTODASCRIPT	8	69.3	0:11.04	1:11.68 [3]	0:58.59 [2]	0:47.55 [2]	0:36.01 [2]	0:24.29 [2]	0:12.60 [2]	2.58L	0:36.01	+2
	Jake Molloy		Overall	1000m	(0:13.09)	(0:11.04)	(0:11.54)	(0:11.72)	(0:11.69)	(0:12.60)			
4	13 DECEITFUL MISS	10	68.3	0:11.03	1:11.68 [4]	0:58.16 [6]	0:47.13 [6]	0:35.59 [6]	0:24.09 [4]	0:12.57 [3]	2.59L	0:35.59	+5
	Luke Tarrant		Overall	1000m	(0:13.52)	(0:11.03)	(0:11.54)	(0:11.50)	(0:11.52)	(0:12.57)			
5	4 SPECIAL ARTIST	9	66.9	0:11.10	1:11.77 [5]	0:57.97 [7]	0:46.87 [8]	0:35.45 [7]	0:23.70 [9]	0:12.22 [9]	3.11L	0:35.45	+8
	Robbie Dolan		1000m	1000m	(0:13.80)	(0:11.10)	(0:11.42)	(0:11.75)	(0:11.48)	(0:12.22)			
6	1 BETTERLUCKNEXTTIME	4	68.1	0:10.96	1:11.90 [6]	0:58.39 [5]	0:47.43 [5]	0:35.90 [5]	0:24.28 [5]	0:12.60 [5]	3.87L	0:35.90	-2
	Jag Guthmann-Chester		1000m	1000m	(0:13.51)	(0:10.96)	(0:11.53)	(0:11.62)	(0:11.68)	(0:12.60)			
7	14 PIERTAGA	6	68.6	0:10.92	1:12.13 [7]	0:58.26 [8]	0:47.34 [7]	0:35.79 [8]	0:24.33 [7]	0:12.68 [6]	5.22L	0:35.79	+3
	Taylor Marshall		1000m	1000m	(0:13.87)	(0:10.92)	(0:11.55)	(0:11.46)	(0:11.65)	(0:12.68)			
8	12 BRITANNIA ROSE	3	68.2	0:11.06	1:12.18 [8]	0:58.88 [4]	0:47.82 [4]	0:36.21 [4]	0:24.42 [6]	0:12.66 [8]	5.52L	0:36.21	+3
	Cobi Vitler		Overall	1000m	(0:13.30)	(0:11.06)	(0:11.61)	(0:11.79)	(0:11.76)	(0:12.66)			
9	10 STRAZ DANZ	5	66.8	0:11.10	1:13.68 [9]	0:59.78 [9]	0:48.68 [9]	0:37.22 [9]	0:25.50 [10]	0:13.41 [10]	14.3L	0:37.22	-2
	Georgina Cartwright		1000m	1000m	(0:13.90)	(0:11.10)	(0:11.46)	(0:11.72)	(0:12.09)	(0:13.41)			
10	2 PRETTY DUBIOUS	2	69.8	0:10.83	1:14.37 [10]	1:01.29 [1]	0:50.46 [1]	0:38.98 [1]	0:27.06 [1]	0:14.90 [7]	18.37L	0:38.98	+0
	Damien Thornton		Overall	1000m	(0:13.08)	(0:10.83)	(0:11.48)	(0:11.92)	(0:12.16)	(0:14.90)			

Scratched: Ruthven Rush (#7), Sharpoy (#16), Exoflow (#5), Unfaithful (#15), Destinys Summit (#3), Blitzwater (#9)

Report Created: Sat 19 July 2025 14:49 GMT+10 (Note: Timing is based on position data)

Page 1/11

[] Ranking at each section and finish
-:-:- No data available at this section
NA No data available

SCN Saddle cloth number
DNF Did not finish
DNT Did not track

data processed by  TRIPLESDATA



Horse/Jockey Name	Alpha Sofie
Final Rank	1
Fastest Section Time (Section)	0:11.07 (1000m)
Top Speed [km/h] (Section)	67.7 (1000m)
Race State	Finished

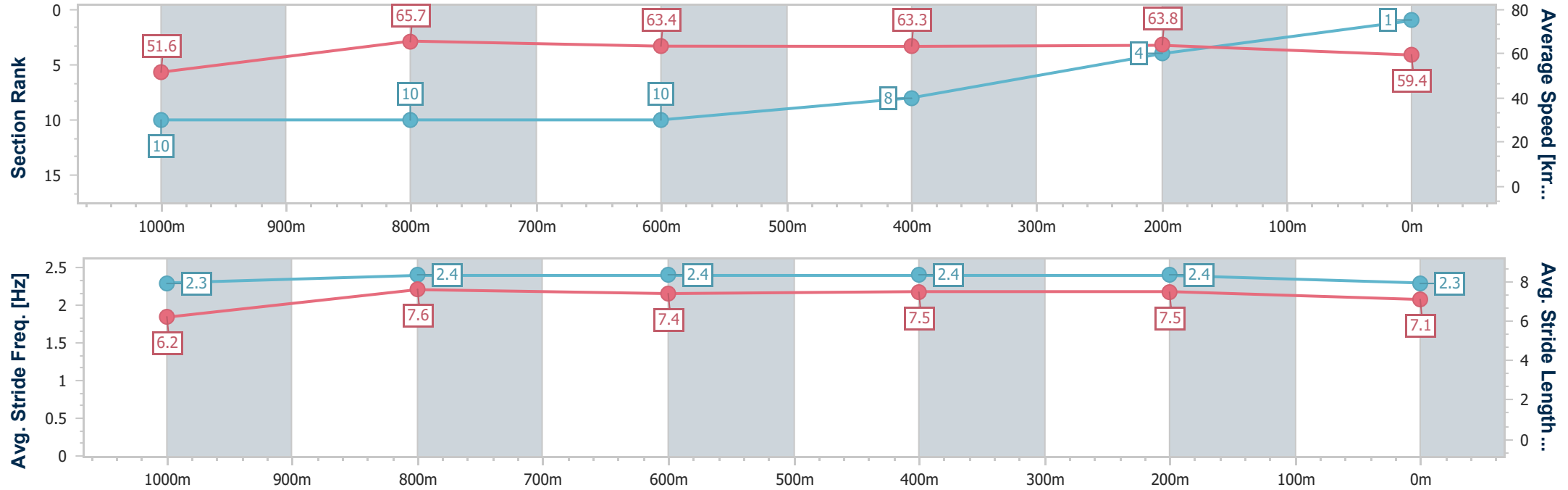


Eagle FarmProfessional
Race 5: QUEENSLAND CRICKET FOUNDATION QTIS Two-Year-
Old Handicap - 1200m
19 July 2025 - 14:23
Track Rating: Soft 6, Weather: Fine, Rail Position: +1m Entire



BRISBANE
RACING CLUB

Section	Overall	1000m	800m	600m	400m	200m								
Section Times	1:11.24 [1] (0:14.00)	0:57.24 [10] (0:11.07)	0:46.17 [10] (0:11.41)	0:34.76 [10] (0:11.33)	0:23.43 [8] (0:11.30)	0:12.13 [4] (0:12.13)								
Average Speed [km/h]	51.6	65.7	63.4	63.3	63.8	59.4								
Top Speed [km/h]	65.1	67.7	65.9	65.1	65.5	63.1								
Avg. Dist. to Rail [m]	4.7	2.0	0.7	0.8	3.5	4.3								
Avg. Stride Freq. [Hz]	2.3	2.4	2.4	2.4	2.4	2.3								
Avg. Stride Length [m]	6.2	7.6	7.4	7.5	7.5	7.1								





Horse/Jockey Name	Spanish Treasure
Final Rank	2
Fastest Section Time (Section)	0:10.91 (1000m)
Top Speed [km/h] (Section)	69.6 (Overall)
Race State	Finished

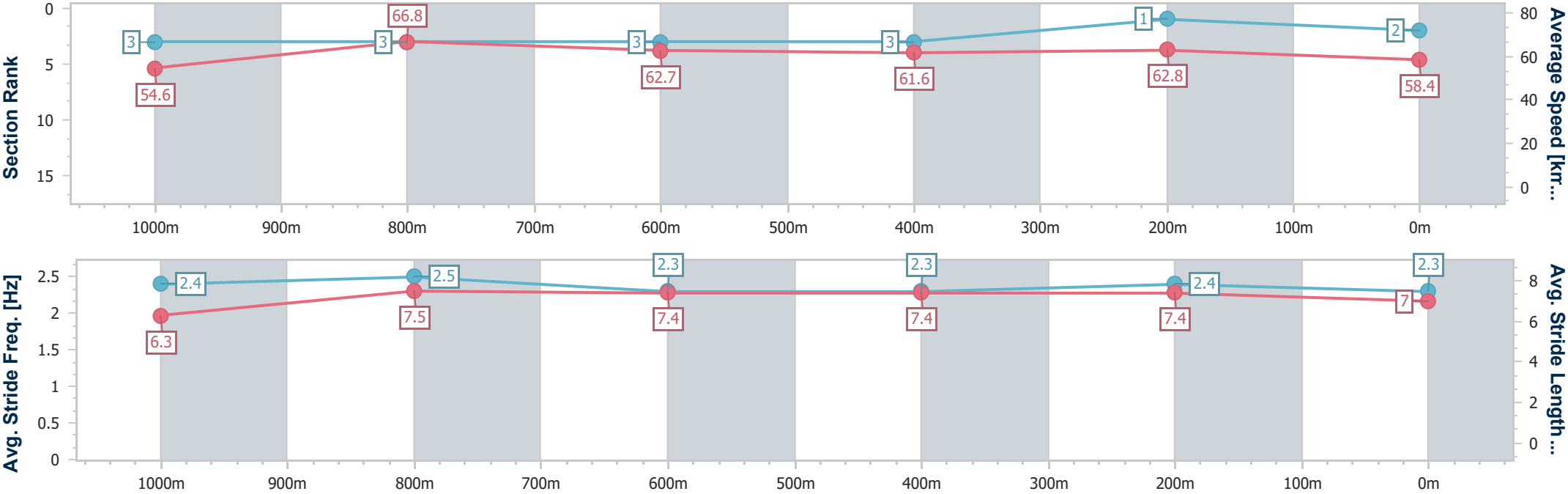


Eagle FarmProfessional
Race 5: QUEENSLAND CRICKET FOUNDATION QTIS Two-Year-
Old Handicap - 1200m
19 July 2025 - 14:23
Track Rating: Soft 6, Weather: Fine, Rail Position: +1m Entire



BRISBANE
RACING CLUB

Section	Overall	1000m	800m	600m	400m	200m							
Section Times	1:11.34 [2] (0:13.22)	0:58.12 [3] (0:10.91)	0:47.21 [3] (0:11.63)	0:35.58 [3] (0:11.78)	0:23.80 [3] (0:11.46)	0:12.34 [1] (0:12.34)							
Average Speed [km/h]	54.6	66.8	62.7	61.6	62.8	58.4							
Top Speed [km/h]	69.6	69.4	64.4	63.6	63.7	61.6							
Avg. Dist. to Rail [m]	1.1	2.5	2.8	1.9	3.8	6.2							
Avg. Stride Freq. [Hz]	2.4	2.5	2.3	2.3	2.4	2.3							
Avg. Stride Length [m]	6.3	7.5	7.4	7.4	7.4	7.0							





Horse/Jockey Name	Stiktodascrypt
Final Rank	3
Fastest Section Time (Section)	0:11.04 (1000m)
Top Speed [km/h] (Section)	69.3 (Overall)
Race State	Finished

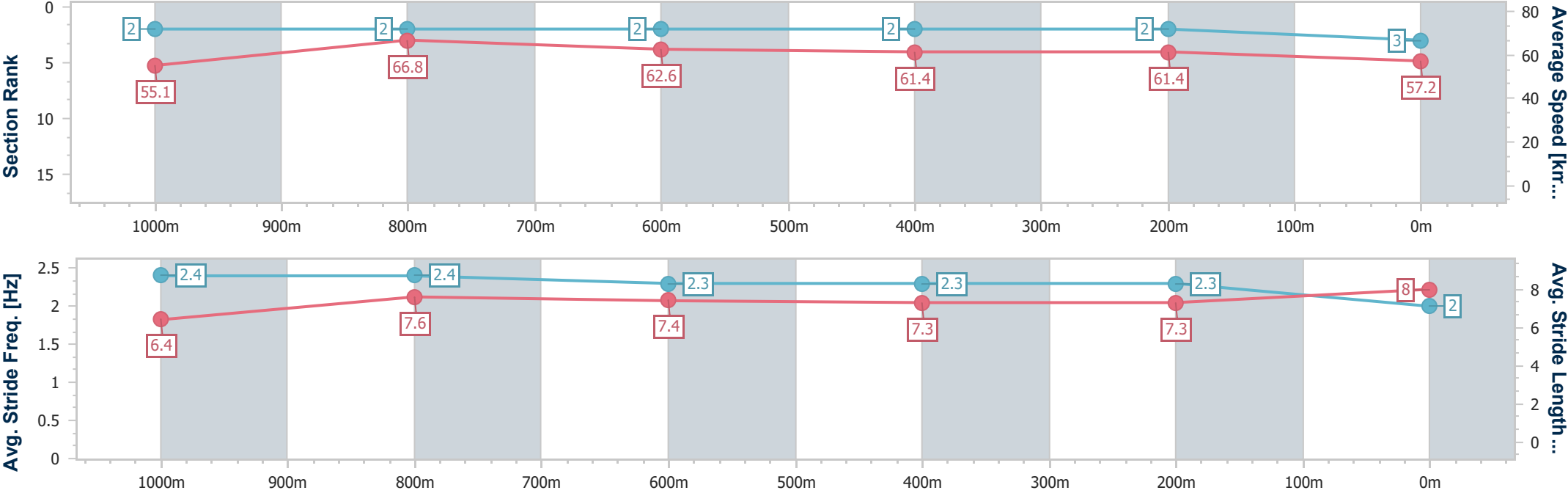


Eagle FarmProfessional
Race 5: QUEENSLAND CRICKET FOUNDATION QTIS Two-Year-
Old Handicap - 1200m
19 July 2025 - 14:23
Track Rating: Soft 6, Weather: Fine, Rail Position: +1m Entire



BRISBANE
RACING CLUB

Section	Overall	1000m	800m	600m	400m	200m							
Section Times	1:11.68 [3] (0:13.09)	0:58.59 [2] (0:11.04)	0:47.55 [2] (0:11.54)	0:36.01 [2] (0:11.72)	0:24.29 [2] (0:11.69)	0:12.60 [2] (0:12.60)							
Average Speed [km/h]	55.1	66.8	62.6	61.4	61.4	57.2							
Top Speed [km/h]	69.3	69.2	64.5	62.0	63.6	60.3							
Avg. Dist. to Rail [m]	6.9	4.4	1.2	0.8	5.6	9.2							
Avg. Stride Freq. [Hz]	2.4	2.4	2.3	2.3	2.3	2.0							
Avg. Stride Length [m]	6.4	7.6	7.4	7.3	7.3	8.0							





Horse/Jockey Name	Deceitful Miss
Final Rank	4
Fastest Section Time (Section)	0:11.03 (1000m)
Top Speed [km/h] (Section)	68.3 (Overall)
Race State	Finished

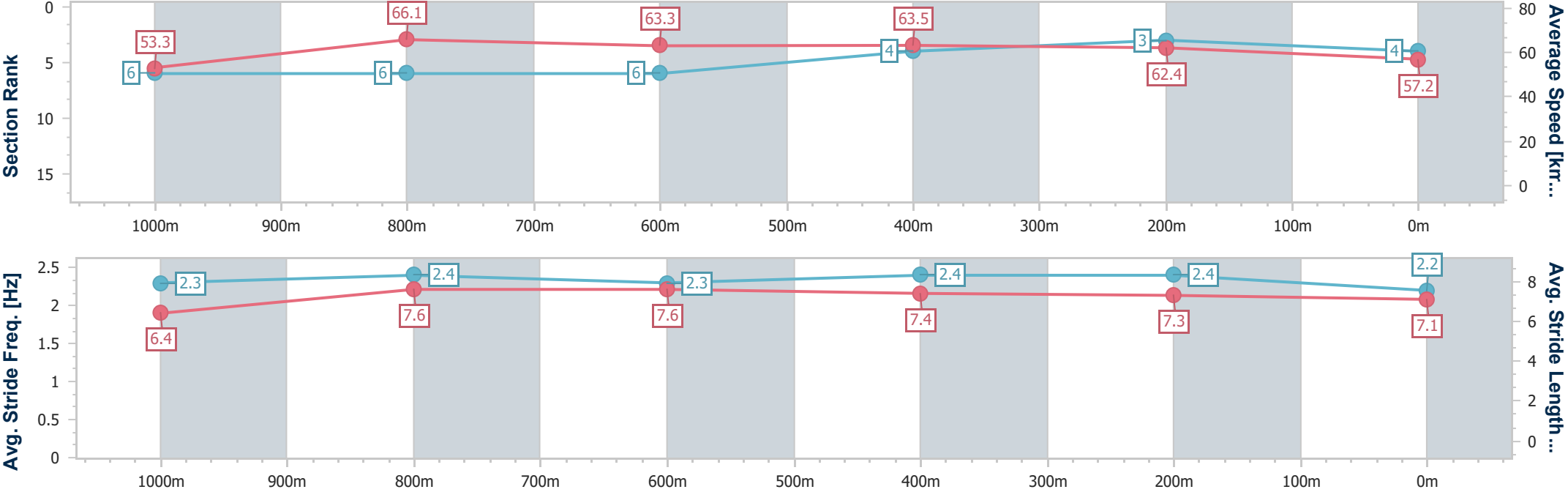


Eagle FarmProfessional
Race 5: QUEENSLAND CRICKET FOUNDATION QTIS Two-Year-
Old Handicap - 1200m
19 July 2025 - 14:23
Track Rating: Soft 6, Weather: Fine, Rail Position: +1m Entire



BRISBANE
RACING CLUB

Section	Overall	1000m	800m	600m	400m	200m								
Section Times	1:11.68 [4] (0:13.52)	0:58.16 [6] (0:11.03)	0:47.13 [6] (0:11.54)	0:35.59 [6] (0:11.50)	0:24.09 [4] (0:11.52)	0:12.57 [3] (0:12.57)								
Average Speed [km/h]	53.3	66.1	63.3	63.5	62.4	57.2								
Top Speed [km/h]	68.3	67.9	64.7	64.2	64.1	60.6								
Avg. Dist. to Rail [m]	7.4	2.8	2.6	2.7	6.7	8.5								
Avg. Stride Freq. [Hz]	2.3	2.4	2.3	2.4	2.4	2.2								
Avg. Stride Length [m]	6.4	7.6	7.6	7.4	7.3	7.1								





Horse/Jockey Name	Special Artist
Final Rank	5
Fastest Section Time (Section)	0:11.10 (1000m)
Top Speed [km/h] (Section)	66.9 (1000m)
Race State	Finished

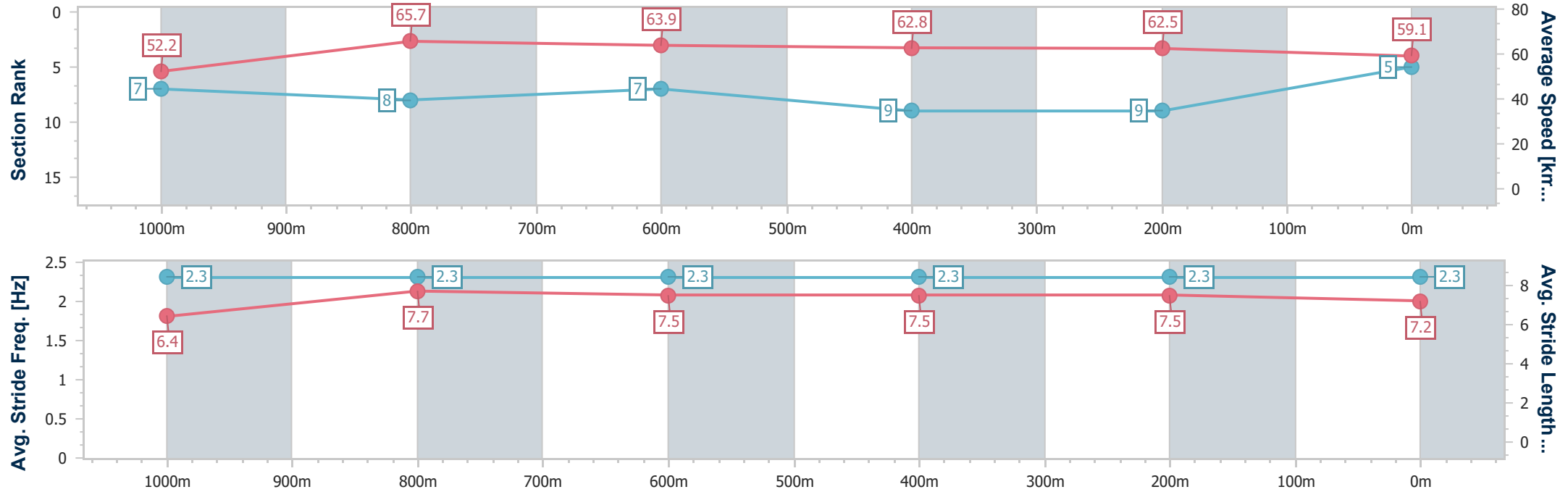


Eagle Farm Professional
Race 5: QUEENSLAND CRICKET FOUNDATION QTIS Two-Year-
Old Handicap - 1200m
19 July 2025 - 14:23
Track Rating: Soft 6, Weather: Fine, Rail Position: +1m Entire



BRISBANE
RACING CLUB

Section	Overall	1000m	800m	600m	400m	200m								
Section Times	1:11.77 [5] (0:13.80)	0:57.97 [7] (0:11.10)	0:46.87 [8] (0:11.42)	0:35.45 [7] (0:11.75)	0:23.70 [9] (0:11.48)	0:12.22 [9] (0:12.22)								
Average Speed [km/h]	52.2	65.7	63.9	62.8	62.5	59.1								
Top Speed [km/h]	66.5	66.9	65.0	63.9	64.0	61.0								
Avg. Dist. to Rail [m]	6.1	2.6	2.8	4.9	9.6	11.5								
Avg. Stride Freq. [Hz]	2.3	2.3	2.3	2.3	2.3	2.3								
Avg. Stride Length [m]	6.4	7.7	7.5	7.5	7.5	7.2								





Horse/Jockey Name	Betterlucknexttime
Final Rank	6
Fastest Section Time (Section)	0:10.96 (1000m)
Top Speed [km/h] (Section)	68.1 (1000m)
Race State	Finished

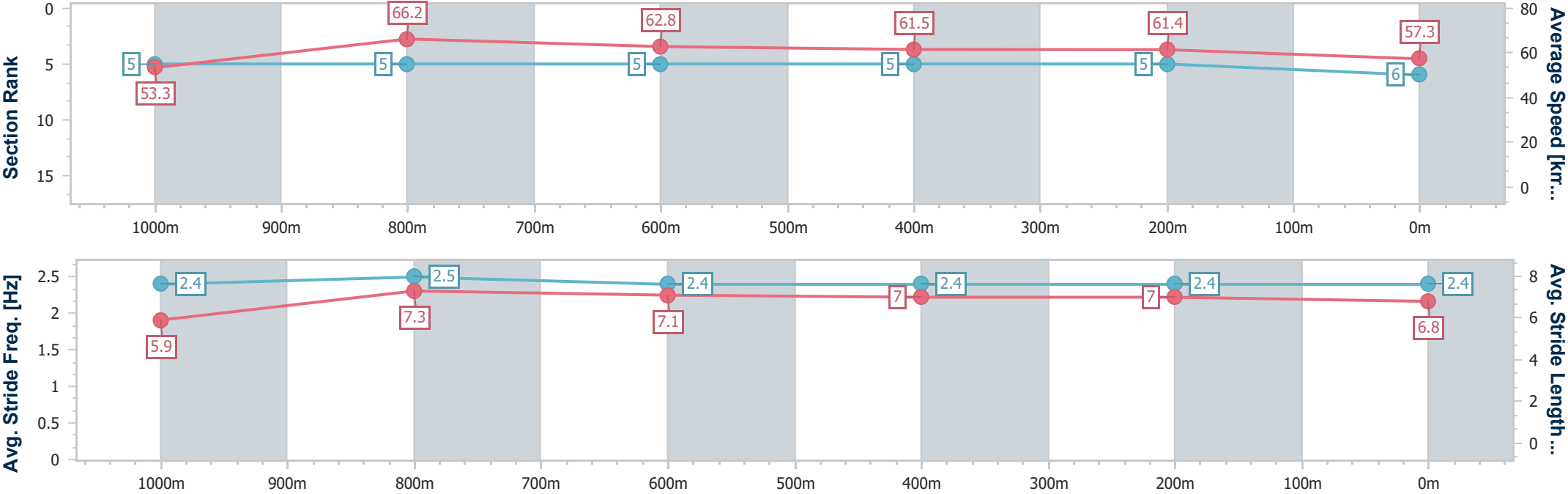


Eagle FarmProfessional
Race 5: QUEENSLAND CRICKET FOUNDATION QTIS Two-Year-
Old Handicap - 1200m
19 July 2025 - 14:23
Track Rating: Soft 6, Weather: Fine, Rail Position: +1m Entire



BRISBANE
RACING CLUB

Section	Overall	1000m	800m	600m	400m	200m								
Section Times	1:11.90 [6] (0:13.51)	0:58.39 [5] (0:10.96)	0:47.43 [5] (0:11.53)	0:35.90 [5] (0:11.62)	0:24.28 [5] (0:11.68)	0:12.60 [5] (0:12.60)								
Average Speed [km/h]	53.3	66.2	62.8	61.5	61.4	57.3								
Top Speed [km/h]	67.4	68.1	64.9	63.0	62.2	60.8								
Avg. Dist. to Rail [m]	3.3	1.9	0.7	1.7	0.6	3.5								
Avg. Stride Freq. [Hz]	2.4	2.5	2.4	2.4	2.4	2.4								
Avg. Stride Length [m]	5.9	7.3	7.1	7.0	7.0	6.8								





Horse/Jockey Name	Piertaga
Final Rank	7
Fastest Section Time (Section)	0:10.92 (1000m)
Top Speed [km/h] (Section)	68.6 (1000m)
Race State	Finished

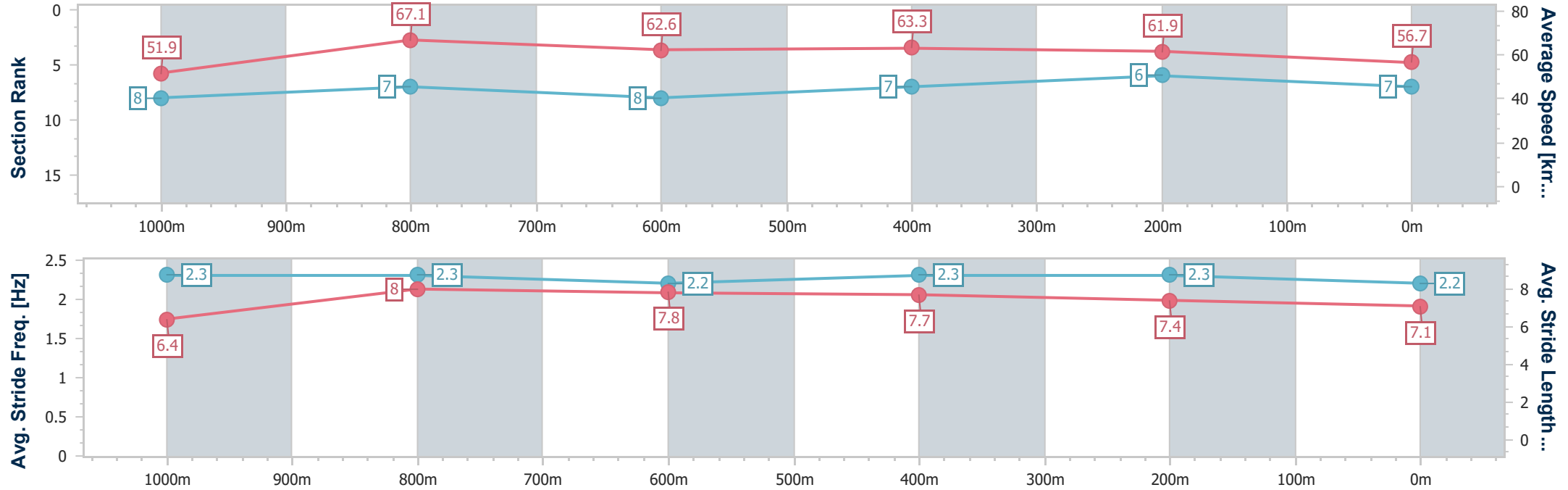


Eagle Farm Professional
Race 5: QUEENSLAND CRICKET FOUNDATION QTIS Two-Year-
Old Handicap - 1200m
19 July 2025 - 14:23
Track Rating: Soft 6, Weather: Fine, Rail Position: +1m Entire



BRISBANE
RACING CLUB

Section	Overall	1000m	800m	600m	400m	200m								
Section Times	1:12.13 [7] (0:13.87)	0:58.26 [8] (0:10.92)	0:47.34 [7] (0:11.55)	0:35.79 [8] (0:11.46)	0:24.33 [7] (0:11.65)	0:12.68 [6] (0:12.68)								
Average Speed [km/h]	51.9	67.1	62.6	63.3	61.9	56.7								
Top Speed [km/h]	66.3	68.6	65.8	64.0	63.7	59.6								
Avg. Dist. to Rail [m]	4.6	2.5	1.7	1.2	6.8	7.8								
Avg. Stride Freq. [Hz]	2.3	2.3	2.2	2.3	2.3	2.2								
Avg. Stride Length [m]	6.4	8.0	7.8	7.7	7.4	7.1								





Horse/Jockey Name	Britannia Rose
Final Rank	8
Fastest Section Time (Section)	0:11.06 (1000m)
Top Speed [km/h] (Section)	68.2 (Overall)
Race State	Finished

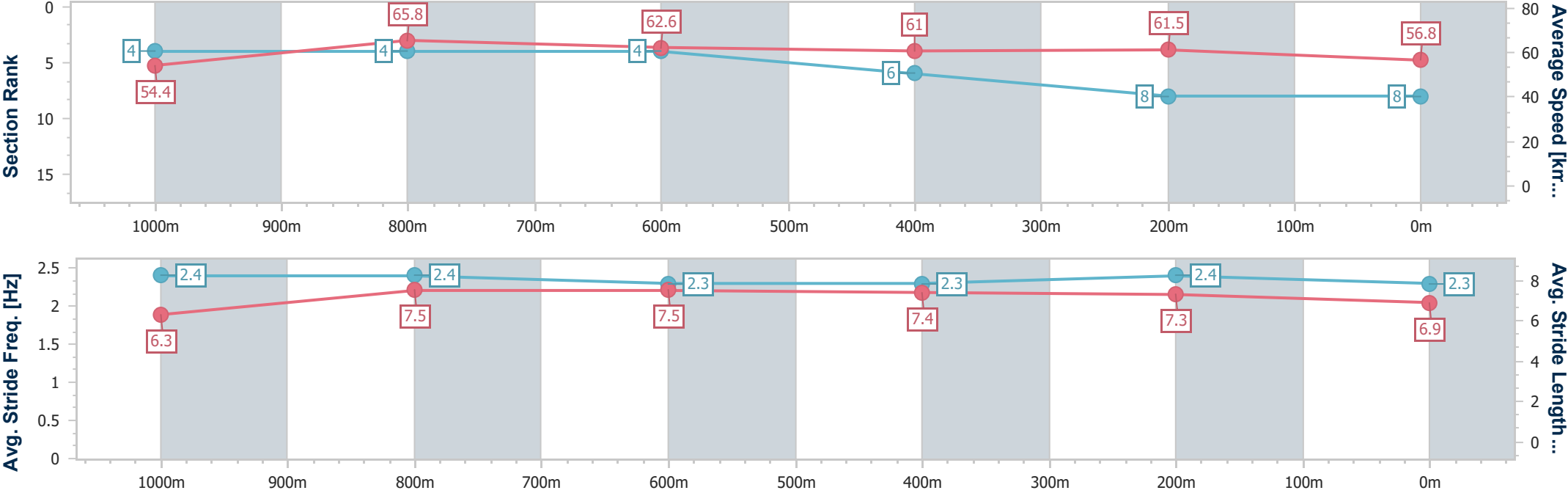


Eagle FarmProfessional
Race 5: QUEENSLAND CRICKET FOUNDATION QTIS Two-Year-
Old Handicap - 1200m
19 July 2025 - 14:23
Track Rating: Soft 6, Weather: Fine, Rail Position: +1m Entire



BRISBANE
RACING CLUB

Section	Overall	1000m	800m	600m	400m	200m							
Section Times	1:12.18 [8] (0:13.30)	0:58.88 [4] (0:11.06)	0:47.82 [4] (0:11.61)	0:36.21 [4] (0:11.79)	0:24.42 [6] (0:11.76)	0:12.66 [8] (0:12.66)							
Average Speed [km/h]	54.4	65.8	62.6	61.0	61.5	56.8							
Top Speed [km/h]	68.2	68.2	64.8	61.8	63.1	60.2							
Avg. Dist. to Rail [m]	2.6	2.7	2.0	0.6	3.8	4.0							
Avg. Stride Freq. [Hz]	2.4	2.4	2.3	2.3	2.4	2.3							
Avg. Stride Length [m]	6.3	7.5	7.5	7.4	7.3	6.9							





Horse/Jockey Name	Straz Danz
Final Rank	9
Fastest Section Time (Section)	0:11.10 (1000m)
Top Speed [km/h] (Section)	66.8 (1000m)
Race State	Finished

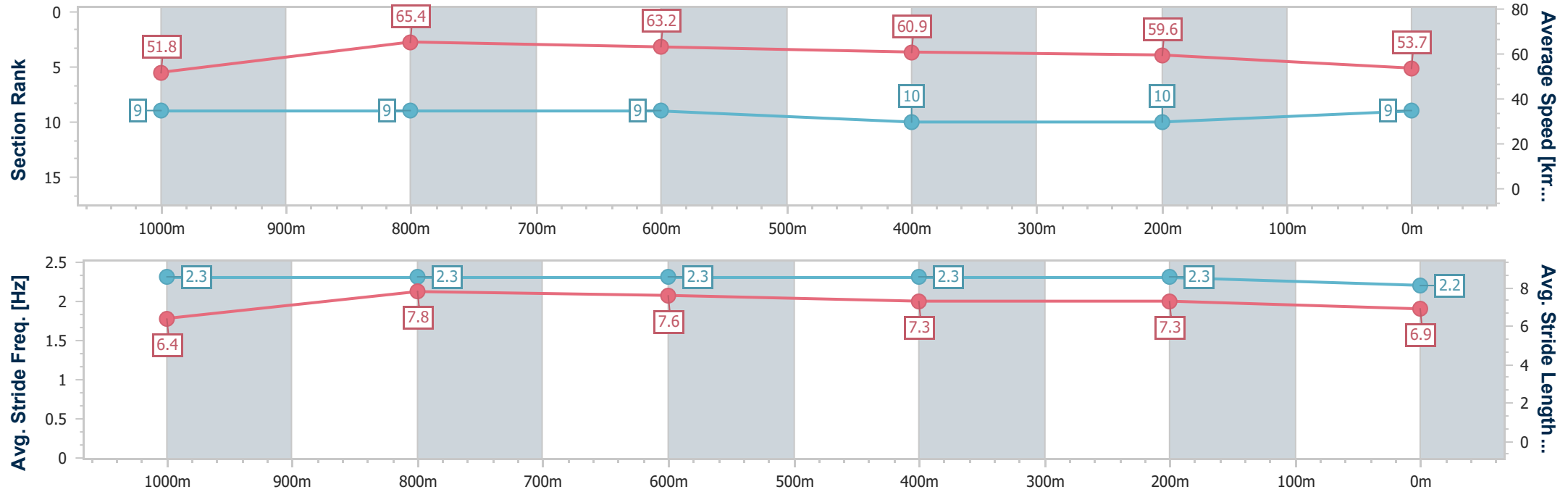


Eagle FarmProfessional
Race 5: QUEENSLAND CRICKET FOUNDATION QTIS Two-Year-
Old Handicap - 1200m
19 July 2025 - 14:23
Track Rating: Soft 6, Weather: Fine, Rail Position: +1m Entire



BRISBANE
RACING CLUB

Section	Overall	1000m	800m	600m	400m	200m							
Section Times	1:13.68 [9] (0:13.90)	0:59.78 [9] (0:11.10)	0:48.68 [9] (0:11.46)	0:37.22 [9] (0:11.72)	0:25.50 [10] (0:12.09)	0:13.41 [10] (0:13.41)							
Average Speed [km/h]	51.8	65.4	63.2	60.9	59.6	53.7							
Top Speed [km/h]	66.0	66.8	65.9	61.9	62.0	57.2							
Avg. Dist. to Rail [m]	2.3	1.4	1.8	1.7	2.3	5.8							
Avg. Stride Freq. [Hz]	2.3	2.3	2.3	2.3	2.3	2.2							
Avg. Stride Length [m]	6.4	7.8	7.6	7.3	7.3	6.9							





Horse/Jockey Name	Pretty Dubious
Final Rank	10
Fastest Section Time (Section)	0:10.83 (1000m)
Top Speed [km/h] (Section)	69.8 (Overall)
Race State	Finished

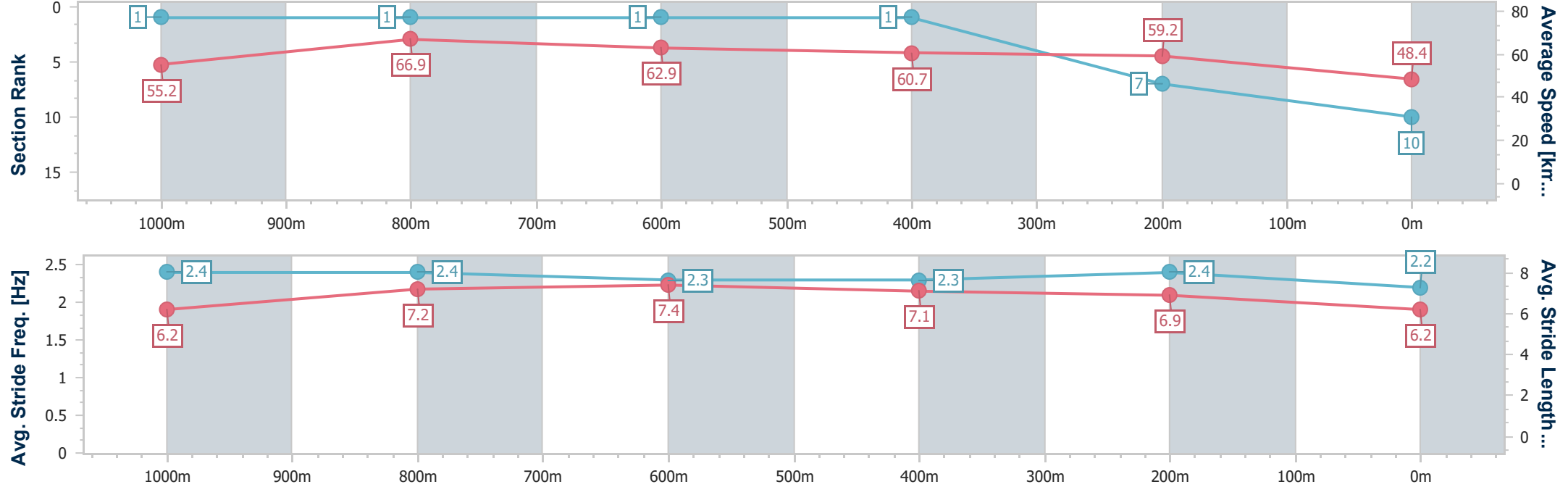


Eagle FarmProfessional
Race 5: QUEENSLAND CRICKET FOUNDATION QTIS Two-Year-
Old Handicap - 1200m
19 July 2025 - 14:23
Track Rating: Soft 6, Weather: Fine, Rail Position: +1m Entire



BRISBANE
RACING CLUB

Section	Overall	1000m	800m	600m	400m	200m								
Section Times	1:14.37 [10] (0:13.08)	1:01.29 [1] (0:10.83)	0:50.46 [1] (0:11.48)	0:38.98 [1] (0:11.92)	0:27.06 [1] (0:12.16)	0:14.90 [7] (0:14.90)								
Average Speed [km/h]	55.2	66.9	62.9	60.7	59.2	48.4								
Top Speed [km/h]	69.8	69.4	64.8	61.5	61.7	55.5								
Avg. Dist. to Rail [m]	1.8	1.1	0.2	1.8	6.6	9.4								
Avg. Stride Freq. [Hz]	2.4	2.4	2.3	2.3	2.4	2.2								
Avg. Stride Length [m]	6.2	7.2	7.4	7.1	6.9	6.2								





Eagle Farm Professional

Race 6: PRODIGY+ BENCHMARK 90 Handicap - 1000m

19 July 2025 - 14:57



BRISBANE
RACING CLUB

Track Rating: Soft 6, Weather: Fine, Rail Position: +1m Entire

Section					Overall		800m	600m	400m	200m	Last 600m		
Field Times					0:57.69 (0:12.87)		0:44.82 (0:10.62)	0:34.20 (0:11.02)	0:23.18 (0:11.16)	0:12.02 (0:12.02)	0:34.20		
Rank	TAB	Horse/Jockey	Barrier	Top Speed [km/h]	Fastest Section						Margin	Distance Travelled [m]	
1	2	WANDA ROX	6	69.3	0:10.68	0:57.69 [1]	0:44.12 [7]	0:33.44 [7]	0:22.48 [5]	0:11.68 [5]	0:57.69	0:33.44	
		Cobi Vitler		800m	800m	(0:13.57)	(0:10.68)	(0:10.96)	(0:10.80)	(0:11.68)			
2	5	ZOUPERB	7	70.2	0:10.68	0:57.74 [2]	0:44.37 [5]	0:33.69 [5]	0:22.76 [4]	0:11.82 [3]	0.31L	0:33.69	+1
		Bailey Wheeler		800m	800m	(0:13.37)	(0:10.68)	(0:10.93)	(0:10.94)	(0:11.82)			
3	4	BRERETON	5	69.1	0:10.71	0:57.92 [3]	0:44.59 [4]	0:33.88 [4]	0:22.64 [7]	0:11.82 [6]	1.35L	0:33.88	-2
		Angela Jones		800m	800m	(0:13.33)	(0:10.71)	(0:11.24)	(0:10.82)	(0:11.82)			
4	8	FLAMING CONQUEST	3	70.0	0:10.62	0:58.15 [4]	0:45.28 [1]	0:34.66 [1]	0:23.64 [1]	0:12.48 [1]	2.71L	0:34.66	-9
		Georgina Cartwright		Overall	800m	(0:12.87)	(0:10.62)	(0:11.02)	(0:11.16)	(0:12.48)			
5	3	APPIN GIRL	1	68.6	0:10.81	0:58.17 [5]	0:44.79 [6]	0:33.98 [6]	0:22.91 [6]	0:12.00 [7]	2.82L	0:33.98	-9
		Damien Thornton		800m	800m	(0:13.38)	(0:10.81)	(0:11.07)	(0:10.91)	(0:12.00)			
6	6	MAXIMUM OUTPUT	4	69.6	0:10.78	0:58.17 [6]	0:45.06 [2]	0:34.28 [3]	0:23.28 [3]	0:12.25 [4]	2.83L	0:34.28	-5
		Rob Thorburn		800m	800m	(0:13.11)	(0:10.78)	(0:11.00)	(0:11.03)	(0:12.25)			
7	1	VODKA MARTINI	2	70.1	0:10.71	0:58.47 [7]	0:45.34 [3]	0:34.63 [2]	0:23.65 [2]	0:12.55 [2]	4.61L	0:34.63	-7
		Corey Sutherland		400m	800m	(0:13.13)	(0:10.71)	(0:10.98)	(0:11.10)	(0:12.55)			

Scratched: Mr Galazi (#9), Pantelone (#7)



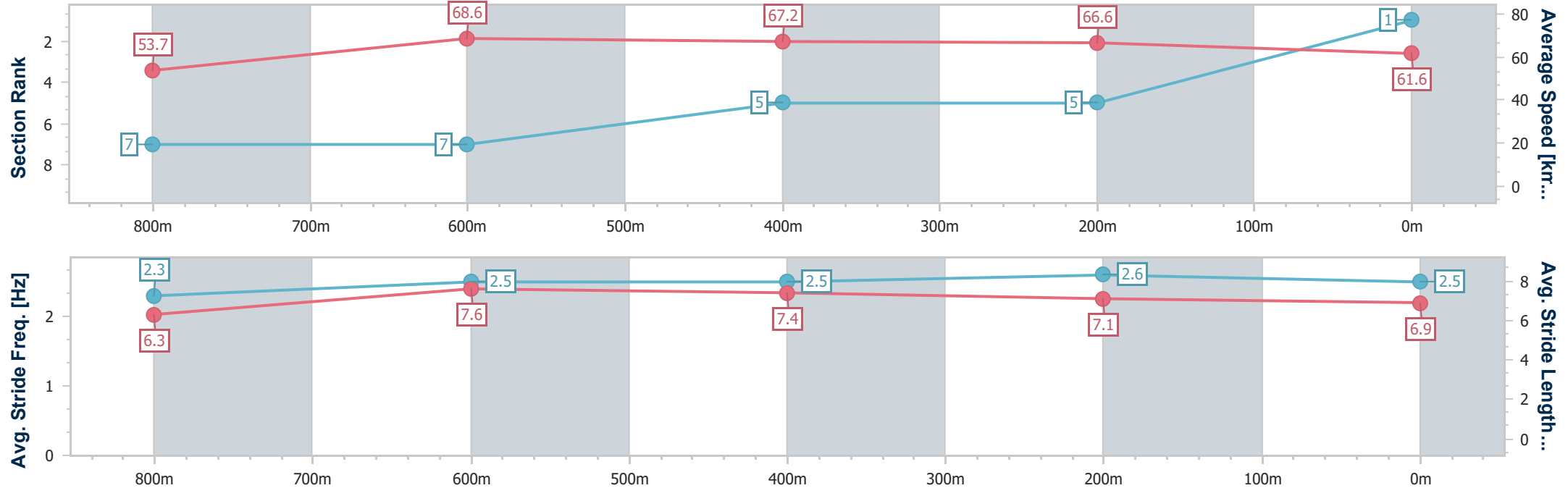
Horse/Jockey Name	Wanda Rox
Final Rank	1
Fastest Section Time (Section)	0:10.68 (800m)
Top Speed [km/h] (Section)	69.3 (800m)
Race State	Finished



Eagle FarmProfessional
Race 6: PRODIGY+ BENCHMARK 90 Handicap - 1000m
19 July 2025 - 14:57
Track Rating: Soft 6, Weather: Fine, Rail Position: +1m Entire



Section	Overall	800m	600m	400m	200m															
Section Times	0:57.69 [1] (0:13.57)	0:44.12 [7] (0:10.68)	0:33.44 [7] (0:10.96)	0:22.48 [5] (0:10.80)	0:11.68 [5] (0:11.68)															
Average Speed [km/h]	53.7	68.6	67.2	66.6	61.6															
Top Speed [km/h]	69.0	69.3	67.9	68.1	65.4															
Avg. Dist. to Rail [m]	6.1	3.4	4.8	7.9	9.3															
Avg. Stride Freq. [Hz]	2.3	2.5	2.5	2.6	2.5															
Avg. Stride Length [m]	6.3	7.6	7.4	7.1	6.9															





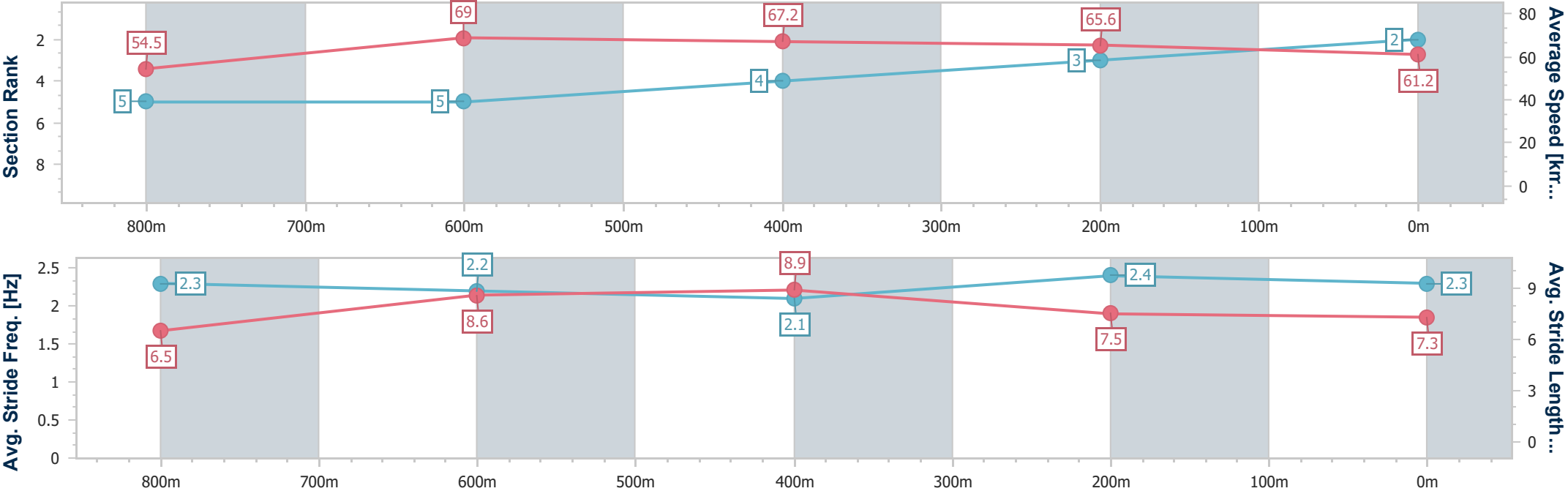
Horse/Jockey Name	Zouperb
Final Rank	2
Fastest Section Time (Section)	0:10.68 (800m)
Top Speed [km/h] (Section)	70.2 (800m)
Race State	Finished



Eagle FarmProfessional
Race 6: PRODIGY+ BENCHMARK 90 Handicap - 1000m
19 July 2025 - 14:57
Track Rating: Soft 6, Weather: Fine, Rail Position: +1m Entire



Section	Overall	800m	600m	400m	200m										
Section Times	0:57.74 [2] (0:13.37)	0:44.37 [5] (0:10.68)	0:33.69 [5] (0:10.93)	0:22.76 [4] (0:10.94)	0:11.82 [3] (0:11.82)										
Average Speed [km/h]	54.5	69.0	67.2	65.6	61.2										
Top Speed [km/h]	68.6	70.2	67.9	68.5	63.5										
Avg. Dist. to Rail [m]	6.4	5.3	3.5	6.3	7.3										
Avg. Stride Freq. [Hz]	2.3	2.2	2.1	2.4	2.3										
Avg. Stride Length [m]	6.5	8.6	8.9	7.5	7.3										





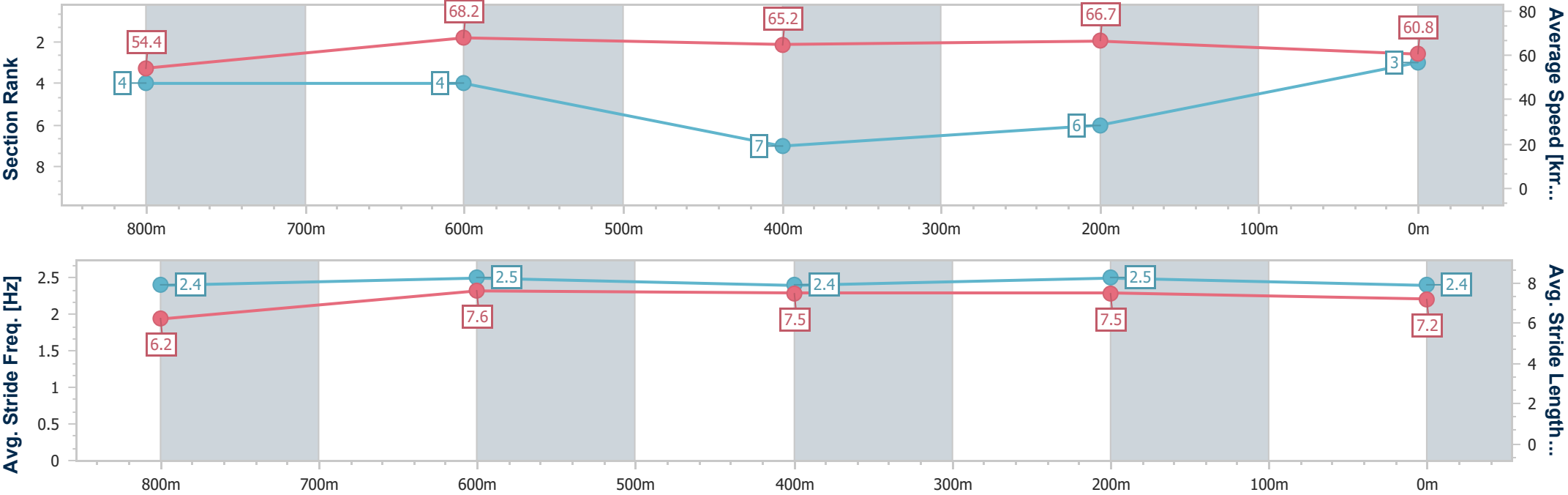
Horse/Jockey Name	Brereton
Final Rank	3
Fastest Section Time (Section)	0:10.71 (800m)
Top Speed [km/h] (Section)	69.1 (800m)
Race State	Finished



Eagle FarmProfessional
Race 6: PRODIGY+ BENCHMARK 90 Handicap - 1000m
19 July 2025 - 14:57
Track Rating: Soft 6, Weather: Fine, Rail Position: +1m Entire



Section	Overall	800m	600m	400m	200m														
Section Times	0:57.92 [3] (0:13.33)	0:44.59 [4] (0:10.71)	0:33.88 [4] (0:11.24)	0:22.64 [7] (0:10.82)	0:11.82 [6] (0:11.82)														
Average Speed [km/h]	54.4	68.2	65.2	66.7	60.8														
Top Speed [km/h]	68.7	69.1	67.4	67.6	64.4														
Avg. Dist. to Rail [m]	4.2	3.3	3.9	8.3	9.3														
Avg. Stride Freq. [Hz]	2.4	2.5	2.4	2.5	2.4														
Avg. Stride Length [m]	6.2	7.6	7.5	7.5	7.2														





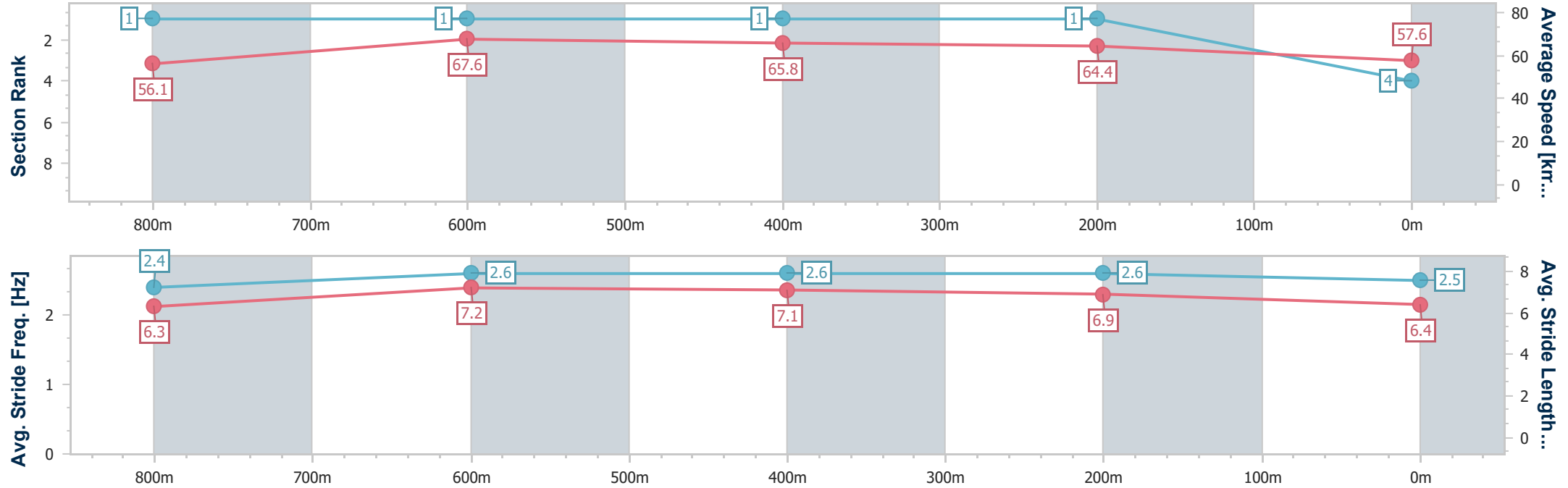
Horse/Jockey Name	Flaming Conquest
Final Rank	4
Fastest Section Time (Section)	0:10.62 (800m)
Top Speed [km/h] (Section)	70.0 (Overall)
Race State	Finished



Eagle FarmProfessional
Race 6: PRODIGY+ BENCHMARK 90 Handicap - 1000m
19 July 2025 - 14:57
Track Rating: Soft 6, Weather: Fine, Rail Position: +1m Entire



Section	Overall	800m	600m	400m	200m															
Section Times	0:58.15 [4] (0:12.87)	0:45.28 [1] (0:10.62)	0:34.66 [1] (0:11.02)	0:23.64 [1] (0:11.16)	0:12.48 [1] (0:12.48)															
Average Speed [km/h]	56.1	67.6	65.8	64.4	57.6															
Top Speed [km/h]	70.0	69.9	66.5	66.2	61.2															
Avg. Dist. to Rail [m]	2.0	0.8	1.5	5.7	4.2															
Avg. Stride Freq. [Hz]	2.4	2.6	2.6	2.6	2.5															
Avg. Stride Length [m]	6.3	7.2	7.1	6.9	6.4															





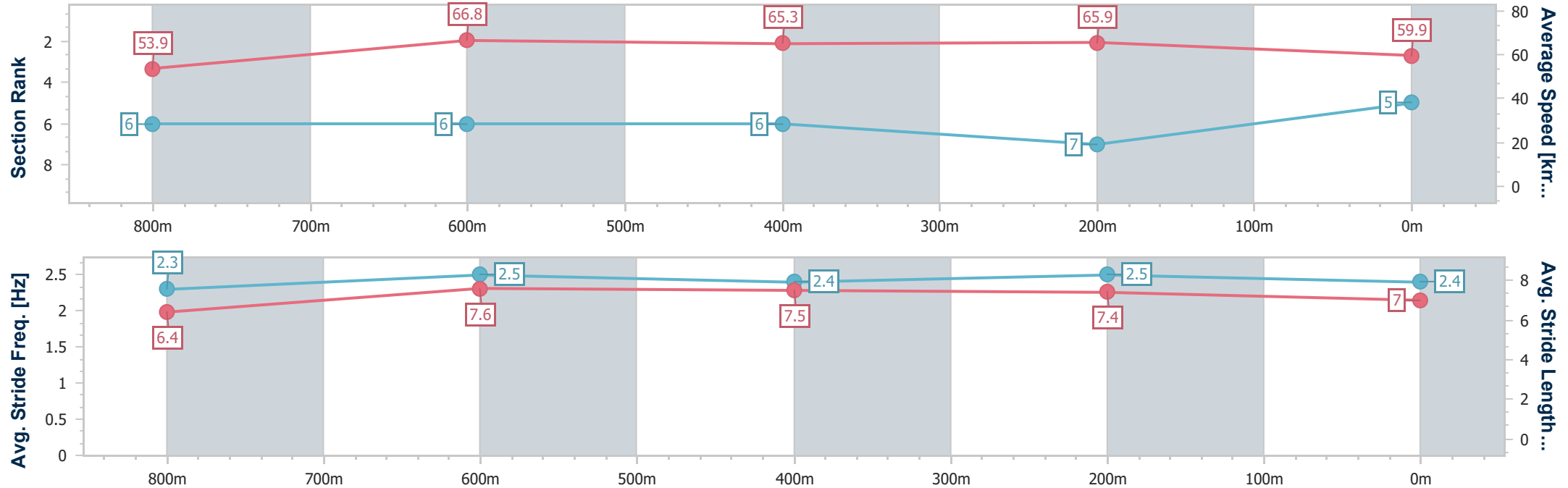
Horse/Jockey Name	Appin Girl
Final Rank	5
Fastest Section Time (Section)	0:10.81 (800m)
Top Speed [km/h] (Section)	68.6 (800m)
Race State	Finished



Eagle FarmProfessional
Race 6: PRODIGY+ BENCHMARK 90 Handicap - 1000m
19 July 2025 - 14:57
Track Rating: Soft 6, Weather: Fine, Rail Position: +1m Entire



Section	Overall	800m	600m	400m	200m										
Section Times	0:58.17 [5] (0:13.38)	0:44.79 [6] (0:10.81)	0:33.98 [6] (0:11.07)	0:22.91 [6] (0:10.91)	0:12.00 [7] (0:12.00)										
Average Speed [km/h]	53.9	66.8	65.3	65.9	59.9										
Top Speed [km/h]	68.2	68.6	67.4	67.7	63.7										
Avg. Dist. to Rail [m]	1.4	0.6	0.4	3.3	5.1										
Avg. Stride Freq. [Hz]	2.3	2.5	2.4	2.5	2.4										
Avg. Stride Length [m]	6.4	7.6	7.5	7.4	7.0										





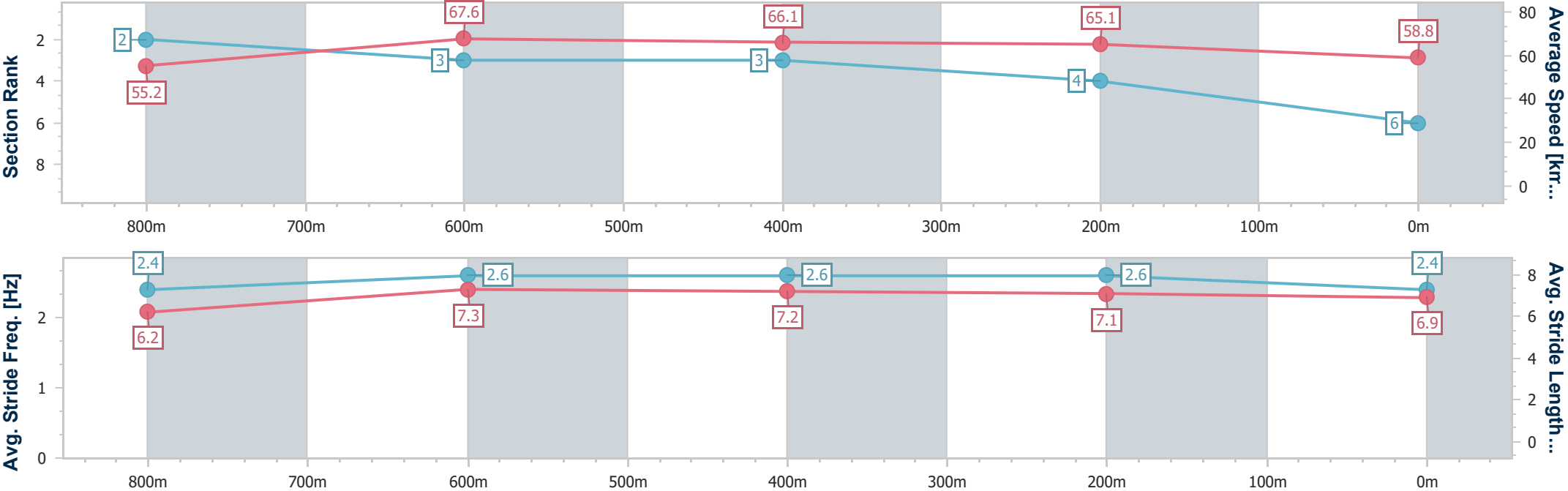
Horse/Jockey Name	Maximum Output
Final Rank	6
Fastest Section Time (Section)	0:10.78 (800m)
Top Speed [km/h] (Section)	69.6 (800m)
Race State	Finished



Eagle FarmProfessional
Race 6: PRODIGY+ BENCHMARK 90 Handicap - 1000m
19 July 2025 - 14:57
Track Rating: Soft 6, Weather: Fine, Rail Position: +1m Entire



Section	Overall	800m	600m	400m	200m														
Section Times	0:58.17 [6] (0:13.11)	0:45.06 [2] (0:10.78)	0:34.28 [3] (0:11.00)	0:23.28 [3] (0:11.03)	0:12.25 [4] (0:12.25)														
Average Speed [km/h]	55.2	67.6	66.1	65.1	58.8														
Top Speed [km/h]	69.2	69.6	66.8	66.7	62.6														
Avg. Dist. to Rail [m]	3.6	1.8	1.8	5.2	6.1														
Avg. Stride Freq. [Hz]	2.4	2.6	2.6	2.6	2.4														
Avg. Stride Length [m]	6.2	7.3	7.2	7.1	6.9														





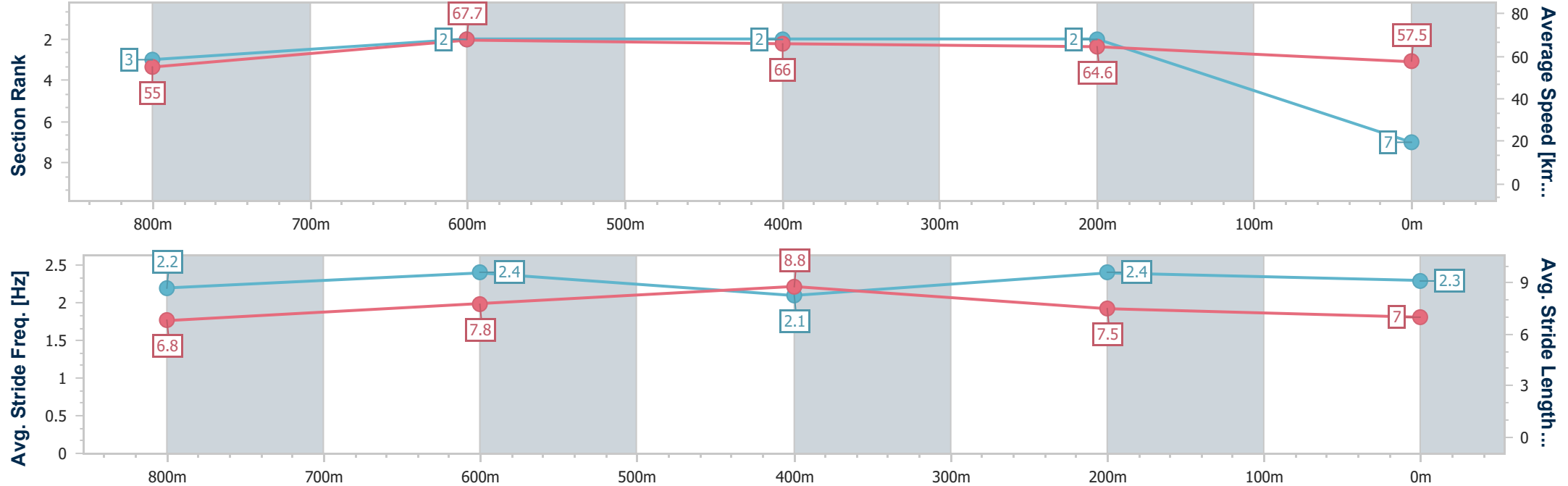
Horse/Jockey Name	Vodka Martini
Final Rank	7
Fastest Section Time (Section)	0:10.71 (800m)
Top Speed [km/h] (Section)	70.1 (400m)
Race State	Finished



Eagle FarmProfessional
Race 6: PRODIGY+ BENCHMARK 90 Handicap - 1000m
19 July 2025 - 14:57
Track Rating: Soft 6, Weather: Fine, Rail Position: +1m Entire



Section	Overall	800m	600m	400m	200m														
Section Times	0:58.47 [7] (0:13.13)	0:45.34 [3] (0:10.71)	0:34.63 [2] (0:10.98)	0:23.65 [2] (0:11.10)	0:12.55 [2] (0:12.55)														
Average Speed [km/h]	55.0	67.7	66.0	64.6	57.5														
Top Speed [km/h]	67.5	69.4	68.7	70.1	61.8														
Avg. Dist. to Rail [m]	2.5	1.5	0.9	3.5	5.1														
Avg. Stride Freq. [Hz]	2.2	2.4	2.1	2.4	2.3														
Avg. Stride Length [m]	6.8	7.8	8.8	7.5	7.0														





Eagle Farm Professional

Race 7: PONTING WINES BENCHMARK 70 Handicap - 1400m

19 July 2025 - 15:37



BRISBANE
RACING CLUB

Track Rating: Soft 5, Weather: Fine, Rail Position: +1m Entire

Section		Overall				1200m	1000m	800m	600m	400m	Last 600m	
Field Times		1:23.69				1:10.09	0:59.18	0:47.73	0:36.01	0:24.09	0:36.01	
		(0:13.60)				(0:10.91)	(0:11.45)	(0:11.72)	(0:11.92)	(0:11.65)		
Rank	TAB	Horse/Jockey	Barrier	Top Speed [km/h]	Fastest Section							Distance Travelled [m]
1	18	CHO OYU	5	68.0	0:10.83	1:23.69 [1]	1:10.01 [2]	0:59.18 [1]	0:47.60 [2]	0:35.72 [3]	0:23.79 [2]	0:35.72
		Luke Dempsey		1200m	1200m	(0:13.68)	(0:10.83)	(0:11.58)	(0:11.88)	(0:11.93)	(0:11.39)	
2	10	BIG BOY GEORGE	7	66.1	0:11.01	1:23.88 [2]	1:10.28 [1]	0:59.27 [4]	0:47.92 [1]	0:36.20 [1]	0:24.28 [1]	0:36.20 -14
		Bailey Wheeler		1200m	1200m	(0:13.60)	(0:11.01)	(0:11.35)	(0:11.72)	(0:11.92)	(0:11.65)	
3	7	PIVOTAL LAD	8	66.9	0:10.99	1:24.03 [3]	1:09.77 [8]	0:58.78 [8]	0:47.17 [8]	0:35.51 [7]	0:23.83 [7]	0:35.51 +0
		Jag Guthmann-Chester		1200m	1200m	(0:14.26)	(0:10.99)	(0:11.61)	(0:11.66)	(0:11.68)	(0:11.47)	
4	19	FLYWHEEL	10	66.2	0:11.08	1:24.14 [4]	1:09.62 [12]	0:58.54 [11]	0:46.90 [11]	0:35.26 [11]	0:23.83 [8]	0:35.26 +1
		Robbie Dolan		1200m	1200m	(0:14.52)	(0:11.08)	(0:11.64)	(0:11.64)	(0:11.43)	(0:11.47)	
5	13	BINDI'S CHOICE	2	66.8	0:10.97	1:24.19 [5]	1:10.44 [4]	0:59.47 [5]	0:47.87 [5]	0:36.01 [5]	0:24.09 [6]	0:36.01 +0
		Angela Jones		1200m	1200m	(0:13.75)	(0:10.97)	(0:11.60)	(0:11.86)	(0:11.92)	(0:11.57)	
6	15	DREAM LANTERN	9	67.1	0:10.94	1:24.27 [6]	1:10.31 [6]	0:59.37 [6]	0:47.73 [6]	0:35.92 [6]	0:24.21 [5]	0:35.92 +2
		Kyle Wilson-Taylor		1200m	1200m	(0:13.96)	(0:10.94)	(0:11.64)	(0:11.81)	(0:11.71)	(0:11.44)	
7	17	HOLY FLASH	3	67.2	0:10.87	1:24.30 [7]	1:10.59 [3]	0:59.72 [3]	0:48.20 [3]	0:36.34 [2]	0:24.39 [3]	0:36.34 -4
		Jaden Lloyd		1200m	1200m	(0:13.71)	(0:10.87)	(0:11.52)	(0:11.86)	(0:11.95)	(0:11.70)	
8	1	LIBERTY STEPS	11	66.1	0:11.18	1:24.44 [8]	1:09.93 [11]	0:58.75 [12]	0:47.06 [12]	0:35.49 [12]	0:23.66 [12]	0:35.49 +2
		Cobi Vitler		1200m	1200m	(0:14.51)	(0:11.18)	(0:11.69)	(0:11.57)	(0:11.83)	(0:11.39)	
9	20	RINGER'S REWARD	4	68.3	0:10.81	1:24.52 [9]	1:10.77 [5]	0:59.96 [2]	0:48.27 [4]	0:36.37 [4]	0:24.55 [4]	0:36.37 +0
		Montanna Savva		1200m	1200m	(0:13.75)	(0:10.81)	(0:11.69)	(0:11.90)	(0:11.82)	(0:11.79)	
10	14	HOOT 'N' HOLLER	12	67.3	0:11.08	1:24.75 [10]	1:10.40 [9]	0:59.32 [10]	0:47.71 [9]	0:35.95 [10]	0:24.12 [10]	0:35.95 +3
		Damien Thornton		1200m	1200m	(0:14.35)	(0:11.08)	(0:11.61)	(0:11.76)	(0:11.83)	(0:11.48)	

Scratched: Sizzling Gal (#5), Bowrider (#11), The Kewess (#9), Italian Riviera (#3), Thought Of That (#2), Punjabi Landing (#12), Facundo (#6), Chinchilla Ahead (#21), Jenchick Boom (#16)

Report Created: Sat 19 July 2025 16:22 GMT+10 (Note: Timing is based on position data)

Page 1/16

[] Ranking at each section and finish
-:-:- No data available at this section
NA No data available

SCN Saddle cloth number
DNF Did not finish
DNT Did not track

data processed by TRIPLESDATA



Eagle Farm Professional

Race 7: PONTING WINES BENCHMARK 70 Handicap - 1400m

19 July 2025 - 15:37



BRISBANE
RACING CLUB

Track Rating: Soft 5, Weather: Fine, Rail Position: +1m Entire

Section					Overall	1200m	1000m	800m	600m	400m	Last 600m		
Field Times					1:23.69 (0:13.60)	1:10.09 (0:10.91)	0:59.18 (0:11.45)	0:47.73 (0:11.72)	0:36.01 (0:11.92)	0:24.09 (0:11.65)	0:36.01		
Rank	TAB	Horse/Jockey	Barrier	Top Speed [km/h]	Fastest Section							Distance Travelled [m]	
11	8	SIAN STAR	1	66.8	0:11.04	1:24.97 [11]	1:10.95 [7]	0:59.91 [7]	0:48.11 [7]	0:36.35 [8]	0:24.59 [9]	0:36.35	-4
		Corey Sutherland		1200m	1200m	(0:14.02)	(0:11.04)	(0:11.80)	(0:11.76)	(0:11.76)	(0:11.78)		
12	4	CENTRAL PARK	6	66.5	0:11.03	1:26.27 [12]	1:11.90 [10]	1:00.87 [9]	0:49.18 [10]	0:37.52 [9]	0:25.61 [11]	0:37.52	-5
		Cejay Graham		1200m	1200m	(0:14.37)	(0:11.03)	(0:11.69)	(0:11.66)	(0:11.91)	(0:12.09)		

Scratched: Sizzling Gal (#5), Bowrider (#11), The Kewess (#9), Italian Riviera (#3), Thought Of That (#2), Punjabi Landing (#12), Facundo (#6), Chinchilla Ahead (#21), Jenchick Boom (#16)



Eagle Farm Professional

Race 7: PONTING WINES BENCHMARK 70 Handicap - 1400m

19 July 2025 - 15:37



BRISBANE
RACING CLUB

Track Rating: Soft 5, Weather: Fine, Rail Position: +1m Entire

Section Field Times				200m 0:12.44 (0:12.44)				Last 600m 0:36.01			
Rank	TAB	Horse/Jockey	Barrier	Top Speed [km/h]	Fastest Section	Margin				Distance Travelled [m]	
1	18	CHO OYU	5	68.0	0:10.83	0:12.40 [2]	1:23.69	0:35.72			
		Luke Dempsey		1200m	1200m	(0:12.40)					
2	10	BIG BOY GEORGE	7	66.1	0:11.01	0:12.63 [1]	1.09L	0:36.20		-14	
		Bailey Wheeler		1200m	1200m	(0:12.63)					
3	7	PIVOTAL LAD	8	66.9	0:10.99	0:12.36 [6]	1.97L	0:35.51		+0	
		Jag Guthmann-Chester		1200m	1200m	(0:12.36)					
4	19	FLYWHEEL	10	66.2	0:11.08	0:12.36 [8]	2.67L	0:35.26		+1	
		Robbie Dolan		1200m	1200m	(0:12.36)					
5	13	BINDI'S CHOICE	2	66.8	0:10.97	0:12.52 [5]	2.96L	0:36.01		+0	
		Angela Jones		1200m	1200m	(0:12.52)					
6	15	DREAM LANTERN	9	67.1	0:10.94	0:12.77 [3]	3.43L	0:35.92		+2	
		Kyle Wilson-Taylor		1200m	1200m	(0:12.77)					
7	17	HOLY FLASH	3	67.2	0:10.87	0:12.69 [4]	3.61L	0:36.34		-4	
		Jaden Lloyd		1200m	1200m	(0:12.69)					
8	1	LIBERTY STEPS	11	66.1	0:11.18	0:12.27 [11]	4.42L	0:35.49		+2	
		Cobi Vitler		1200m	1200m	(0:12.27)					
9	20	RINGER'S REWARD	4	68.3	0:10.81	0:12.76 [7]	4.86L	0:36.37		+0	
		Montanna Savva		1200m	1200m	(0:12.76)					
10	14	HOOT 'N' HOLLER	12	67.3	0:11.08	0:12.64 [9]	6.24L	0:35.95		+3	
		Damien Thornton		1200m	1200m	(0:12.64)					

Scratched: Sizzling Gal (#5), Bowrider (#11), The Kewess (#9), Italian Riviera (#3), Thought Of That (#2), Punjabi Landing (#12), Facundo (#6), Chinchilla Ahead (#21), Jenchick Boom (#16)

Report Created: Sat 19 July 2025 16:22 GMT+10 (Note: Timing is based on position data)

Page 3/16

[] Ranking at each section and finish
-:-:- No data available at this section
NA No data available

SCN Saddle cloth number
DNF Did not finish
DNT Did not track

data processed by  TRIPLESDATA



Eagle Farm Professional

Race 7: PONTING WINES BENCHMARK 70 Handicap - 1400m

19 July 2025 - 15:37



BRISBANE
RACING CLUB

Track Rating: Soft 5, Weather: Fine, Rail Position: +1m Entire

Section					200m	Last 600m			
Field Times					0:12.44 (0:12.44)	0:36.01			
Rank	TAB	Horse/Jockey	Barrier	Top Speed [km/h]	Fastest Section	Margin		Distance Travelled [m]	
11	8	SIAN STAR	1	66.8	0:11.04	0:12.81 [10]	7.52L	0:36.35	-4
		Corey Sutherland		1200m	1200m	(0:12.81)			
12	4	CENTRAL PARK	6	66.5	0:11.03	0:13.52 [12]	15.17L	0:37.52	-5
		Cejay Graham		1200m	1200m	(0:13.52)			

Scratched: Sizzling Gal (#5), Bowrider (#11), The Kewess (#9), Italian Riviera (#3), Thought Of That (#2), Punjabi Landing (#12), Facundo (#6), Chinchilla Ahead (#21), Jenchick Boom (#16)



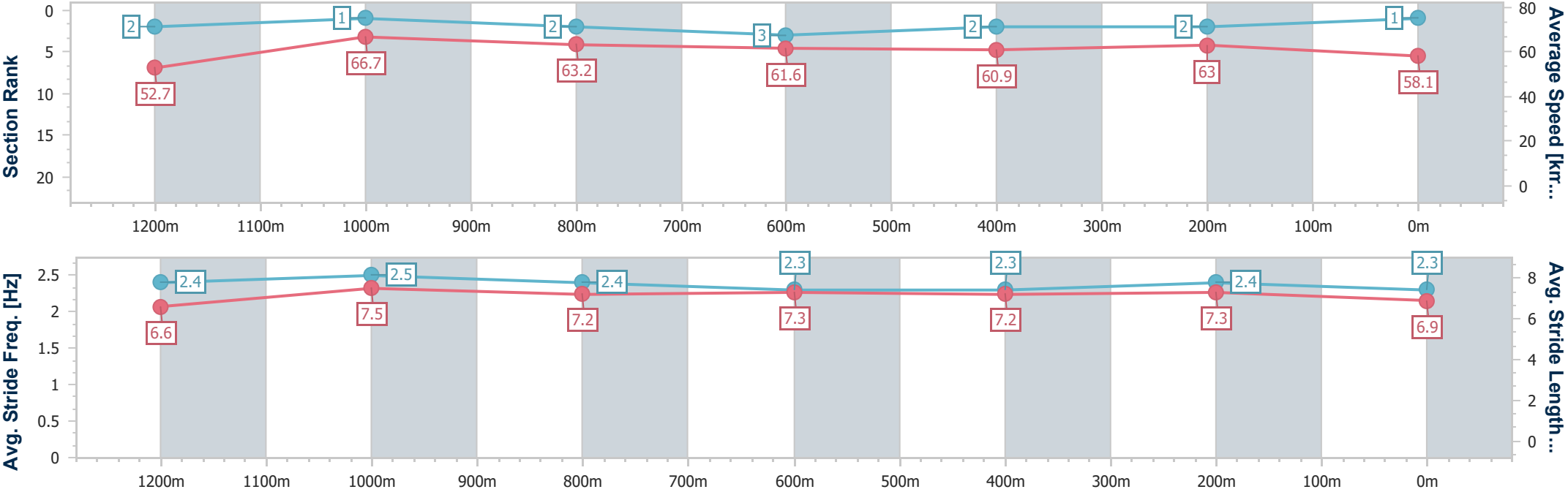
Horse/Jockey Name	Cho Oyu
Final Rank	1
Fastest Section Time (Section)	0:10.83 (1200m)
Top Speed [km/h] (Section)	68.0 (1200m)
Race State	Finished



Eagle FarmProfessional
Race 7: PONTING WINES BENCHMARK 70 Handicap - 1400m
19 July 2025 - 15:37
Track Rating: Soft 5, Weather: Fine, Rail Position: +1m Entire



Section	Overall	1200m	1000m	800m	600m	400m	200m						
Section Times	1:23.69 [1] (0:13.68)	1:10.01 [2] (0:10.83)	0:59.18 [1] (0:11.58)	0:47.60 [2] (0:11.88)	0:35.72 [3] (0:11.93)	0:23.79 [2] (0:11.39)	0:12.40 [2] (0:12.40)						
Average Speed [km/h]	52.7	66.7	63.2	61.6	60.9	63.0	58.1						
Top Speed [km/h]	67.7	68.0	65.0	63.2	63.5	64.5	61.7						
Avg. Dist. to Rail [m]	3.8	4.6	3.9	2.8	1.5	4.5	7.3						
Avg. Stride Freq. [Hz]	2.4	2.5	2.4	2.3	2.3	2.4	2.3						
Avg. Stride Length [m]	6.6	7.5	7.2	7.3	7.2	7.3	6.9						





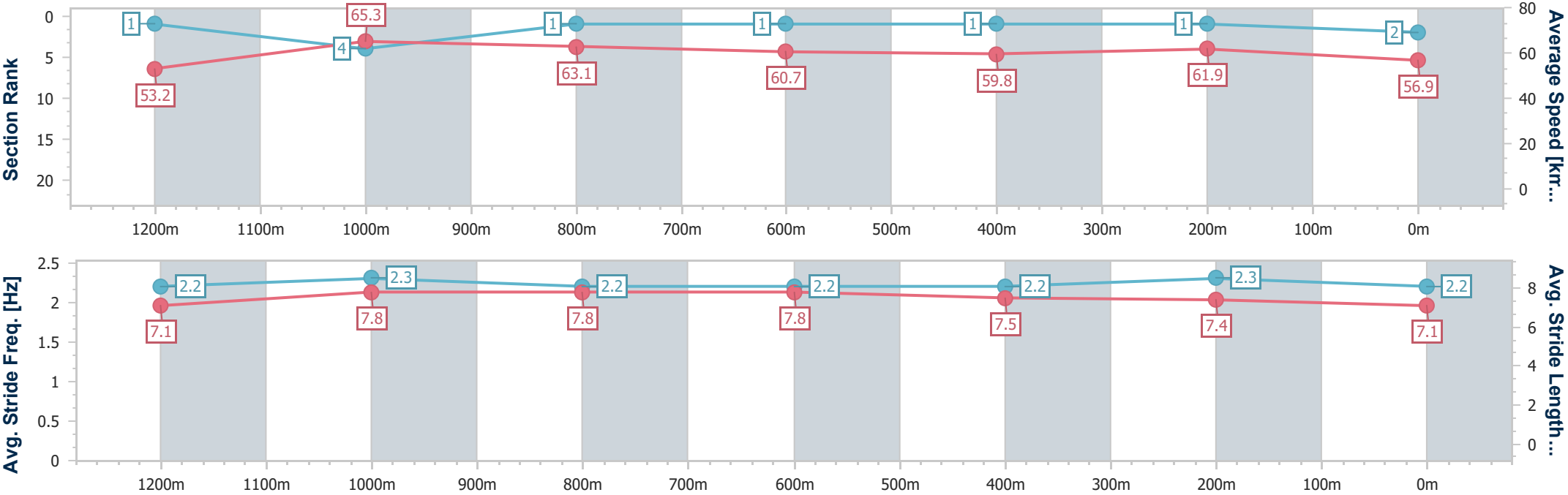
Horse/Jockey Name	Big Boy George
Final Rank	2
Fastest Section Time (Section)	0:11.01 (1200m)
Top Speed [km/h] (Section)	66.1 (1200m)
Race State	Finished



Eagle Farm Professional
Race 7: PONTING WINES BENCHMARK 70 Handicap - 1400m
19 July 2025 - 15:37
Track Rating: Soft 5, Weather: Fine, Rail Position: +1m Entire



Section	Overall	1200m	1000m	800m	600m	400m	200m						
Section Times	1:23.88 [2] (0:13.60)	1:10.28 [1] (0:11.01)	0:59.27 [4] (0:11.35)	0:47.92 [1] (0:11.72)	0:36.20 [1] (0:11.92)	0:24.28 [1] (0:11.65)	0:12.63 [1] (0:12.63)						
Average Speed [km/h]	53.2	65.3	63.1	60.7	59.8	61.9	56.9						
Top Speed [km/h]	65.6	66.1	64.1	62.3	62.4	63.1	60.2						
Avg. Dist. to Rail [m]	5.0	2.2	1.1	2.7	2.2	4.6	8.0						
Avg. Stride Freq. [Hz]	2.2	2.3	2.2	2.2	2.2	2.3	2.2						
Avg. Stride Length [m]	7.1	7.8	7.8	7.8	7.5	7.4	7.1						





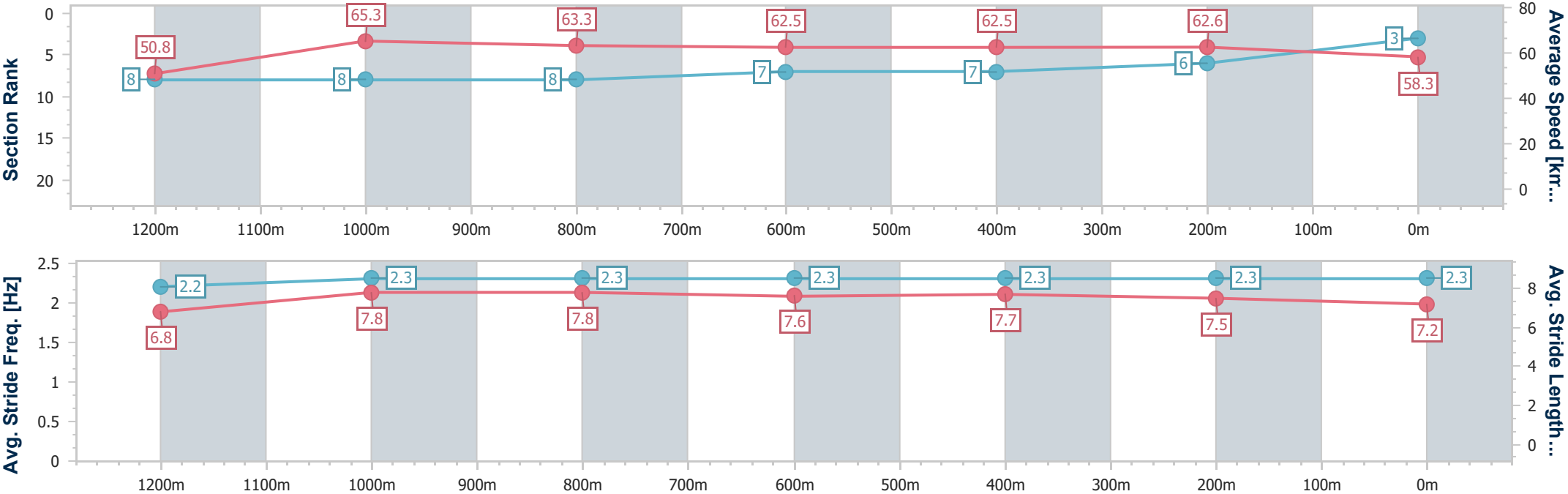
Horse/Jockey Name	Pivotal Lad
Final Rank	3
Fastest Section Time (Section)	0:10.99 (1200m)
Top Speed [km/h] (Section)	66.9 (1200m)
Race State	Finished



Eagle FarmProfessional
Race 7: PONTING WINES BENCHMARK 70 Handicap - 1400m
19 July 2025 - 15:37
Track Rating: Soft 5, Weather: Fine, Rail Position: +1m Entire



Section	Overall	1200m	1000m	800m	600m	400m	200m						
Section Times	1:24.03 [3] (0:14.26)	1:09.77 [8] (0:10.99)	0:58.78 [8] (0:11.61)	0:47.17 [8] (0:11.66)	0:35.51 [7] (0:11.68)	0:23.83 [7] (0:11.47)	0:12.36 [6] (0:12.36)						
Average Speed [km/h]	50.8	65.3	63.3	62.5	62.5	62.6	58.3						
Top Speed [km/h]	66.6	66.9	64.4	63.3	63.9	64.1	61.4						
Avg. Dist. to Rail [m]	3.4	2.8	3.1	2.8	2.5	7.8	9.3						
Avg. Stride Freq. [Hz]	2.2	2.3	2.3	2.3	2.3	2.3	2.3						
Avg. Stride Length [m]	6.8	7.8	7.8	7.6	7.7	7.5	7.2						





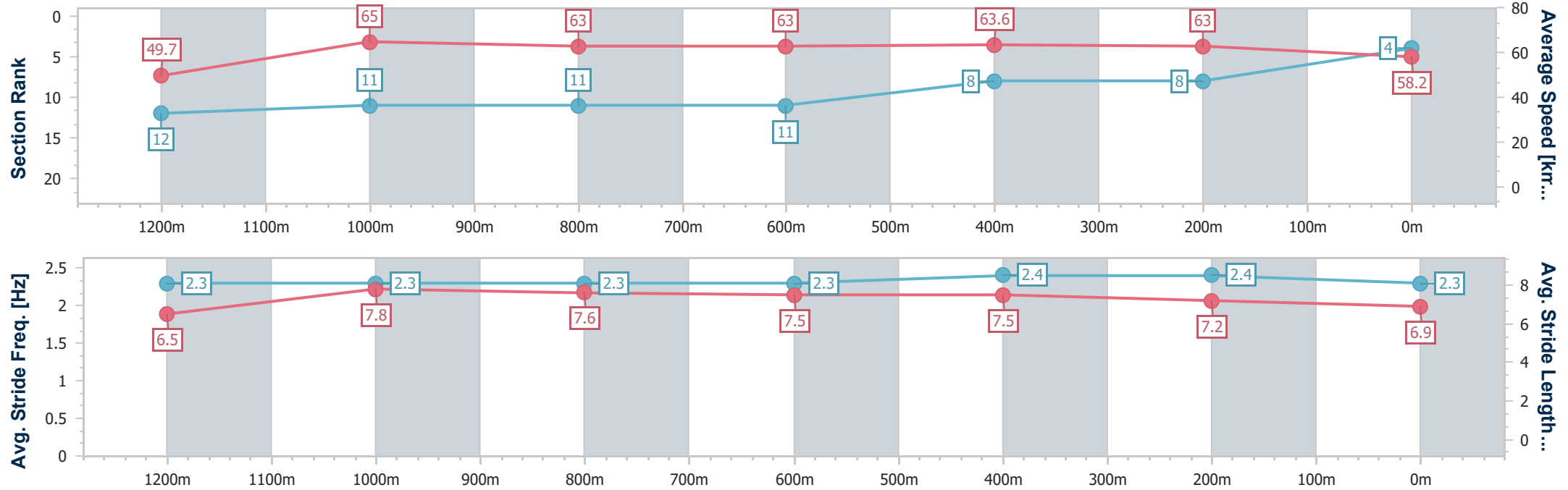
Horse/Jockey Name	Flywheel
Final Rank	4
Fastest Section Time (Section)	0:11.08 (1200m)
Top Speed [km/h] (Section)	66.2 (1200m)
Race State	Finished



Eagle FarmProfessional
Race 7: PONTING WINES BENCHMARK 70 Handicap - 1400m
19 July 2025 - 15:37
Track Rating: Soft 5, Weather: Fine, Rail Position: +1m Entire



Section	Overall	1200m	1000m	800m	600m	400m	200m						
Section Times	1:24.14 [4] (0:14.52)	1:09.62 [12] (0:11.08)	0:58.54 [11] (0:11.64)	0:46.90 [11] (0:11.64)	0:35.26 [11] (0:11.43)	0:23.83 [8] (0:11.47)	0:12.36 [8] (0:12.36)						
Average Speed [km/h]	49.7	65.0	63.0	63.0	63.6	63.0	58.2						
Top Speed [km/h]	63.3	66.2	64.3	63.7	64.6	64.7	60.5						
Avg. Dist. to Rail [m]	5.9	2.6	3.2	3.9	2.4	8.1	7.4						
Avg. Stride Freq. [Hz]	2.3	2.3	2.3	2.3	2.4	2.4	2.3						
Avg. Stride Length [m]	6.5	7.8	7.6	7.5	7.5	7.2	6.9						





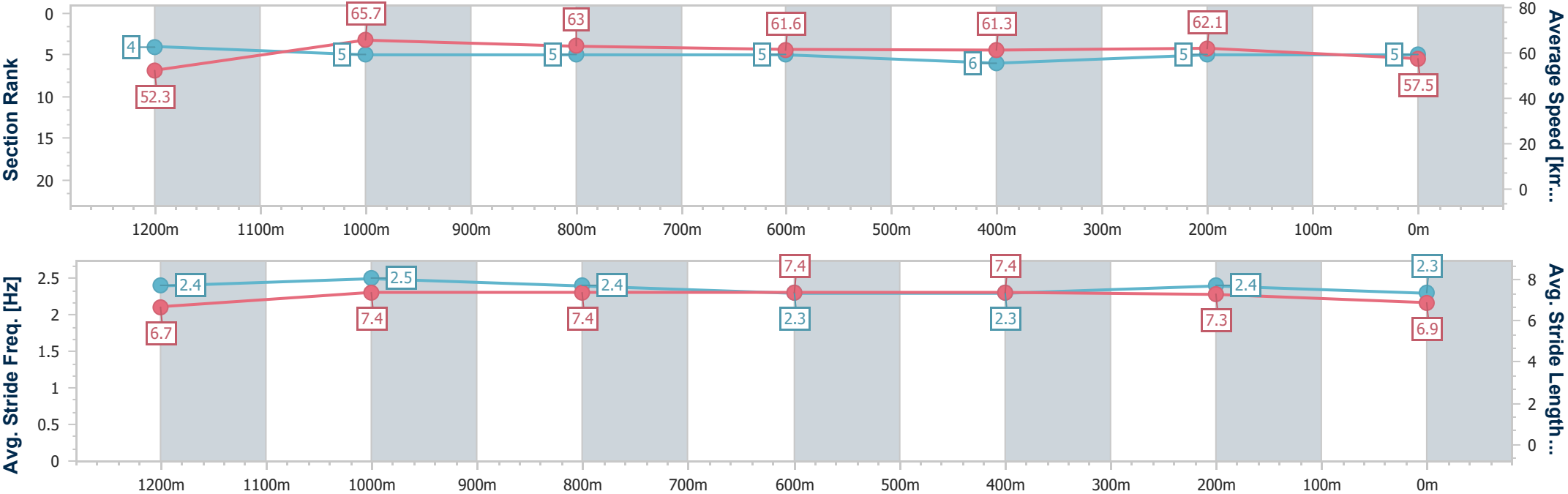
Horse/Jockey Name	Bindi's Choice
Final Rank	5
Fastest Section Time (Section)	0:10.97 (1200m)
Top Speed [km/h] (Section)	66.8 (1200m)
Race State	Finished



Eagle Farm Professional
Race 7: PONTING WINES BENCHMARK 70 Handicap - 1400m
19 July 2025 - 15:37
Track Rating: Soft 5, Weather: Fine, Rail Position: +1m Entire



Section	Overall	1200m	1000m	800m	600m	400m	200m						
Section Times	1:24.19 [5] (0:13.75)	1:10.44 [4] (0:10.97)	0:59.47 [5] (0:11.60)	0:47.87 [5] (0:11.86)	0:36.01 [5] (0:11.92)	0:24.09 [6] (0:11.57)	0:12.52 [5] (0:12.52)						
Average Speed [km/h]	52.3	65.7	63.0	61.6	61.3	62.1	57.5						
Top Speed [km/h]	66.4	66.8	63.8	62.4	62.7	63.6	60.0						
Avg. Dist. to Rail [m]	1.4	1.7	2.8	3.4	2.5	5.8	5.9						
Avg. Stride Freq. [Hz]	2.4	2.5	2.4	2.3	2.3	2.4	2.3						
Avg. Stride Length [m]	6.7	7.4	7.4	7.4	7.4	7.3	6.9						





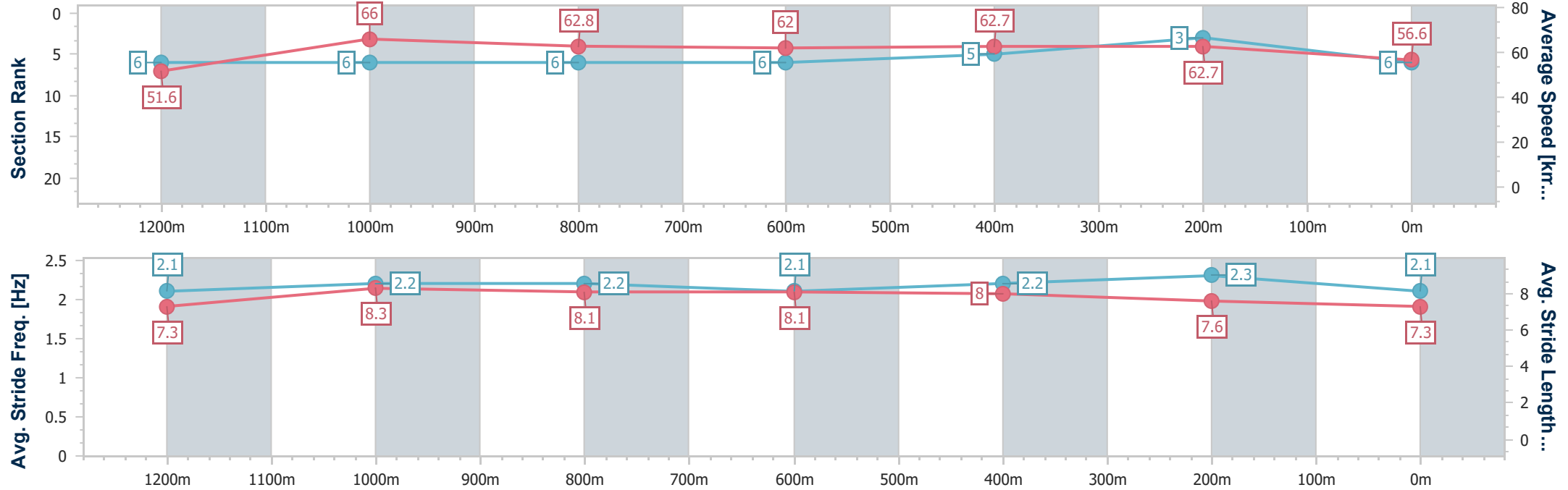
Horse/Jockey Name	Dream Lantern
Final Rank	6
Fastest Section Time (Section)	0:10.94 (1200m)
Top Speed [km/h] (Section)	67.1 (1200m)
Race State	Finished



Eagle Farm Professional
Race 7: PONTING WINES BENCHMARK 70 Handicap - 1400m
19 July 2025 - 15:37
Track Rating: Soft 5, Weather: Fine, Rail Position: +1m Entire



Section	Overall	1200m	1000m	800m	600m	400m	200m						
Section Times	1:24.27 [6] (0:13.96)	1:10.31 [6] (0:10.94)	0:59.37 [6] (0:11.64)	0:47.73 [6] (0:11.81)	0:35.92 [6] (0:11.71)	0:24.21 [5] (0:11.44)	0:12.77 [3] (0:12.77)						
Average Speed [km/h]	51.6	66.0	62.8	62.0	62.7	62.7	56.6						
Top Speed [km/h]	66.8	67.1	64.4	62.7	64.3	64.6	59.6						
Avg. Dist. to Rail [m]	3.5	2.7	3.7	3.7	3.3	5.7	6.8						
Avg. Stride Freq. [Hz]	2.1	2.2	2.2	2.1	2.2	2.3	2.1						
Avg. Stride Length [m]	7.3	8.3	8.1	8.1	8.0	7.6	7.3						





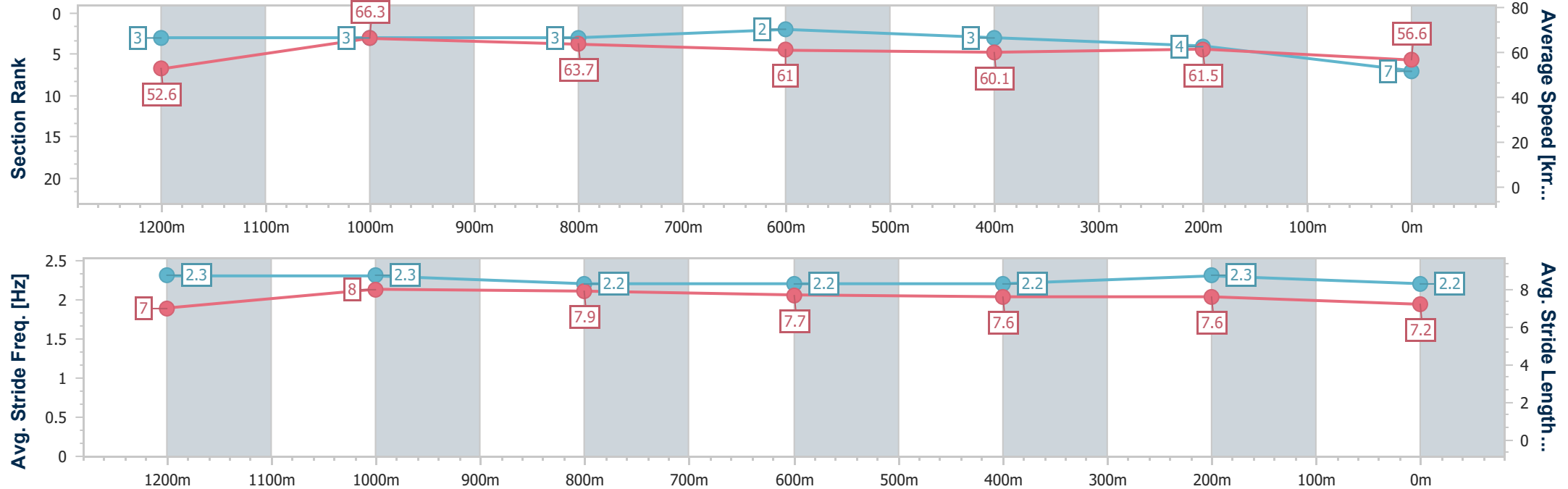
Horse/Jockey Name	Holy Flash
Final Rank	7
Fastest Section Time (Section)	0:10.87 (1200m)
Top Speed [km/h] (Section)	67.2 (1200m)
Race State	Finished



Eagle Farm Professional
Race 7: PONTING WINES BENCHMARK 70 Handicap - 1400m
19 July 2025 - 15:37
Track Rating: Soft 5, Weather: Fine, Rail Position: +1m Entire



Section	Overall	1200m	1000m	800m	600m	400m	200m						
Section Times	1:24.30 [7] (0:13.71)	1:10.59 [3] (0:10.87)	0:59.72 [3] (0:11.52)	0:48.20 [3] (0:11.86)	0:36.34 [2] (0:11.95)	0:24.39 [3] (0:11.70)	0:12.69 [4] (0:12.69)						
Average Speed [km/h]	52.6	66.3	63.7	61.0	60.1	61.5	56.6						
Top Speed [km/h]	66.0	67.2	65.0	62.0	62.5	62.4	59.9						
Avg. Dist. to Rail [m]	1.9	3.4	3.3	2.0	0.9	3.0	5.0						
Avg. Stride Freq. [Hz]	2.3	2.3	2.2	2.2	2.2	2.3	2.2						
Avg. Stride Length [m]	7.0	8.0	7.9	7.7	7.6	7.6	7.2						





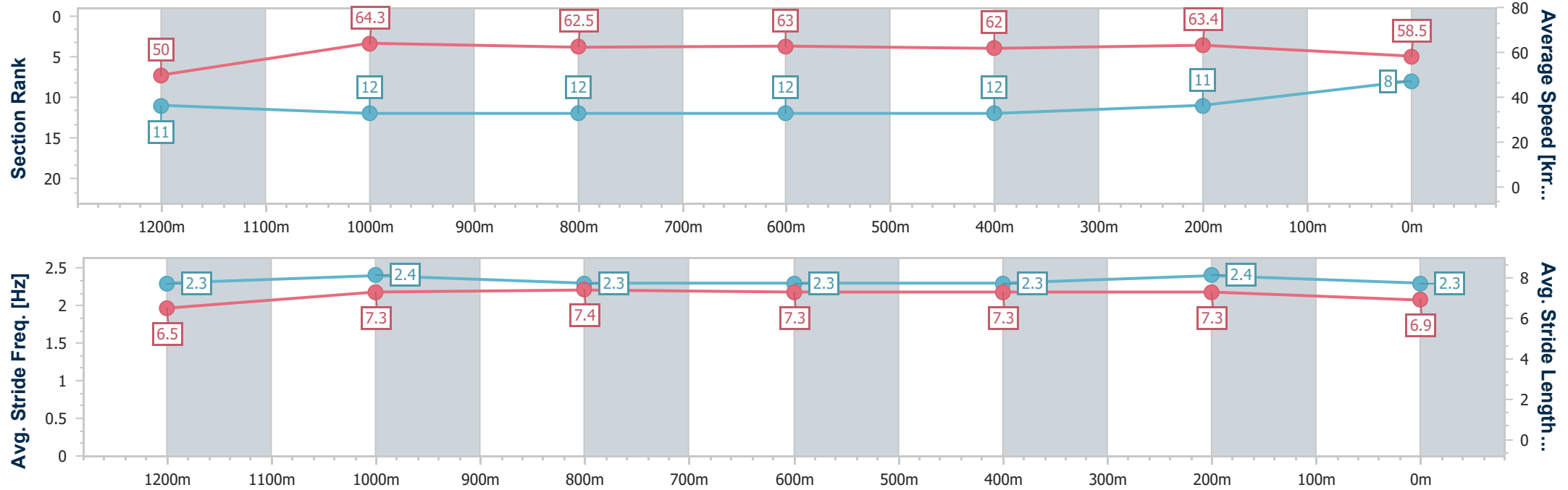
Horse/Jockey Name	Liberty Steps
Final Rank	8
Fastest Section Time (Section)	0:11.18 (1200m)
Top Speed [km/h] (Section)	66.1 (1200m)
Race State	Finished



Eagle Farm Professional
Race 7: PONTING WINES BENCHMARK 70 Handicap - 1400m
19 July 2025 - 15:37
Track Rating: Soft 5, Weather: Fine, Rail Position: +1m Entire



Section	Overall	1200m	1000m	800m	600m	400m	200m						
Section Times	1:24.44 [8] (0:14.51)	1:09.93 [11] (0:11.18)	0:58.75 [12] (0:11.69)	0:47.06 [12] (0:11.57)	0:35.49 [12] (0:11.83)	0:23.66 [12] (0:11.39)	0:12.27 [11] (0:12.27)						
Average Speed [km/h]	50.0	64.3	62.5	63.0	62.0	63.4	58.5						
Top Speed [km/h]	65.7	66.1	64.4	63.6	63.1	63.9	63.0						
Avg. Dist. to Rail [m]	8.2	4.7	2.5	1.8	5.0	12.5	11.8						
Avg. Stride Freq. [Hz]	2.3	2.4	2.3	2.3	2.3	2.4	2.3						
Avg. Stride Length [m]	6.5	7.3	7.4	7.3	7.3	7.3	6.9						





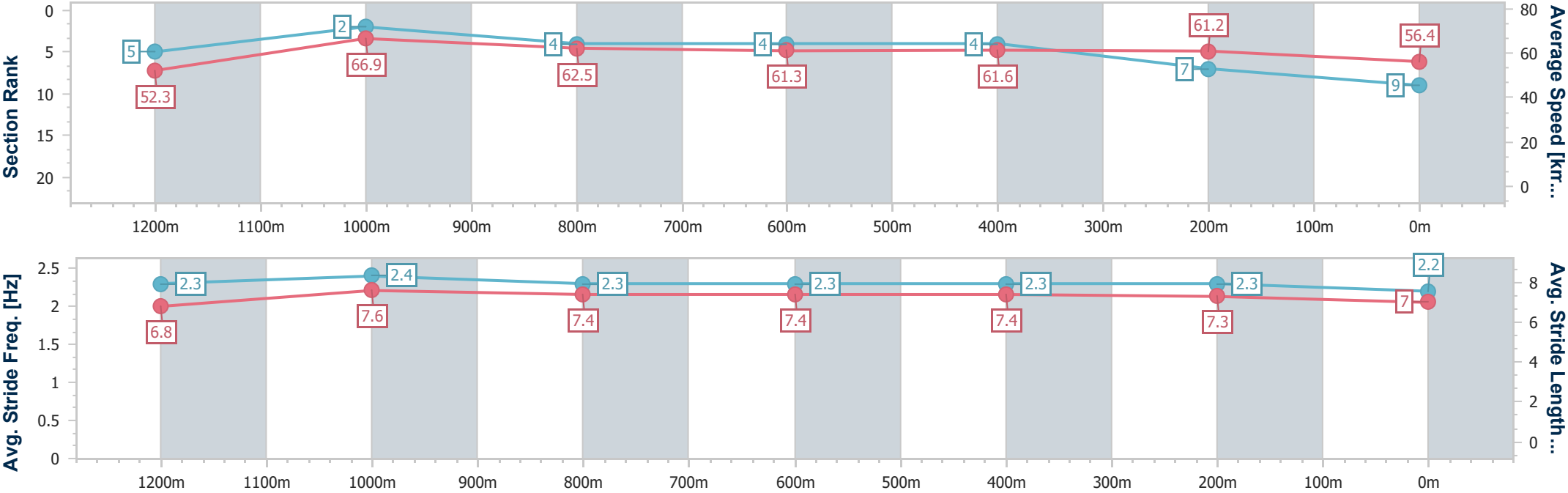
Horse/Jockey Name	Ringer's Reward
Final Rank	9
Fastest Section Time (Section)	0:10.81 (1200m)
Top Speed [km/h] (Section)	68.3 (1200m)
Race State	Finished



Eagle Farm Professional
Race 7: PONTING WINES BENCHMARK 70 Handicap - 1400m
19 July 2025 - 15:37
Track Rating: Soft 5, Weather: Fine, Rail Position: +1m Entire



Section	Overall	1200m	1000m	800m	600m	400m	200m						
Section Times	1:24.52 [9] (0:13.75)	1:10.77 [5] (0:10.81)	0:59.96 [2] (0:11.69)	0:48.27 [4] (0:11.90)	0:36.37 [4] (0:11.82)	0:24.55 [4] (0:11.79)	0:12.76 [7] (0:12.76)						
Average Speed [km/h]	52.3	66.9	62.5	61.3	61.6	61.2	56.4						
Top Speed [km/h]	67.2	68.3	64.4	62.3	63.0	62.7	59.4						
Avg. Dist. to Rail [m]	2.7	3.1	3.2	3.0	2.1	6.0	6.5						
Avg. Stride Freq. [Hz]	2.3	2.4	2.3	2.3	2.3	2.3	2.2						
Avg. Stride Length [m]	6.8	7.6	7.4	7.4	7.4	7.3	7.0						





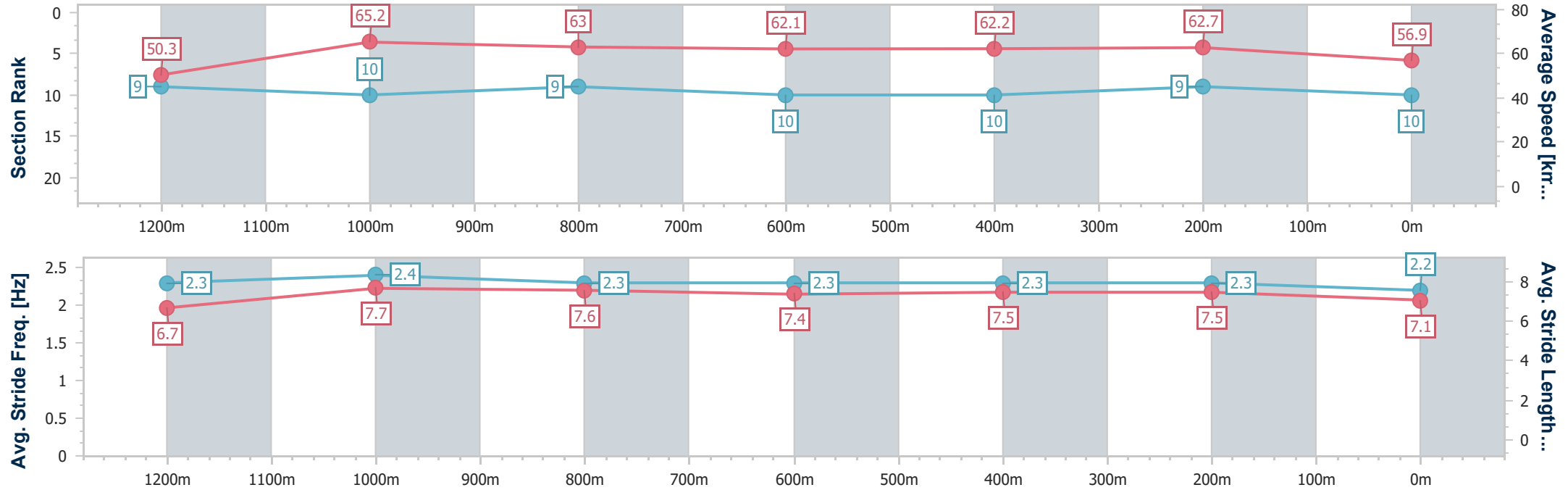
Horse/Jockey Name	Hoot 'N' Holler
Final Rank	10
Fastest Section Time (Section)	0:11.08 (1200m)
Top Speed [km/h] (Section)	67.3 (1200m)
Race State	Finished



Eagle Farm Professional
Race 7: PONTING WINES BENCHMARK 70 Handicap - 1400m
19 July 2025 - 15:37
Track Rating: Soft 5, Weather: Fine, Rail Position: +1m Entire



Section	Overall	1200m	1000m	800m	600m	400m	200m						
Section Times	1:24.75 [10] (0:14.35)	1:10.40 [9] (0:11.08)	0:59.32 [10] (0:11.61)	0:47.71 [9] (0:11.76)	0:35.95 [10] (0:11.83)	0:24.12 [10] (0:11.48)	0:12.64 [9] (0:12.64)						
Average Speed [km/h]	50.3	65.2	63.0	62.1	62.2	62.7	56.9						
Top Speed [km/h]	65.0	67.3	64.1	63.0	64.1	64.4	61.2						
Avg. Dist. to Rail [m]	8.1	3.7	3.3	3.3	4.2	10.1	11.3						
Avg. Stride Freq. [Hz]	2.3	2.4	2.3	2.3	2.3	2.3	2.2						
Avg. Stride Length [m]	6.7	7.7	7.6	7.4	7.5	7.5	7.1						





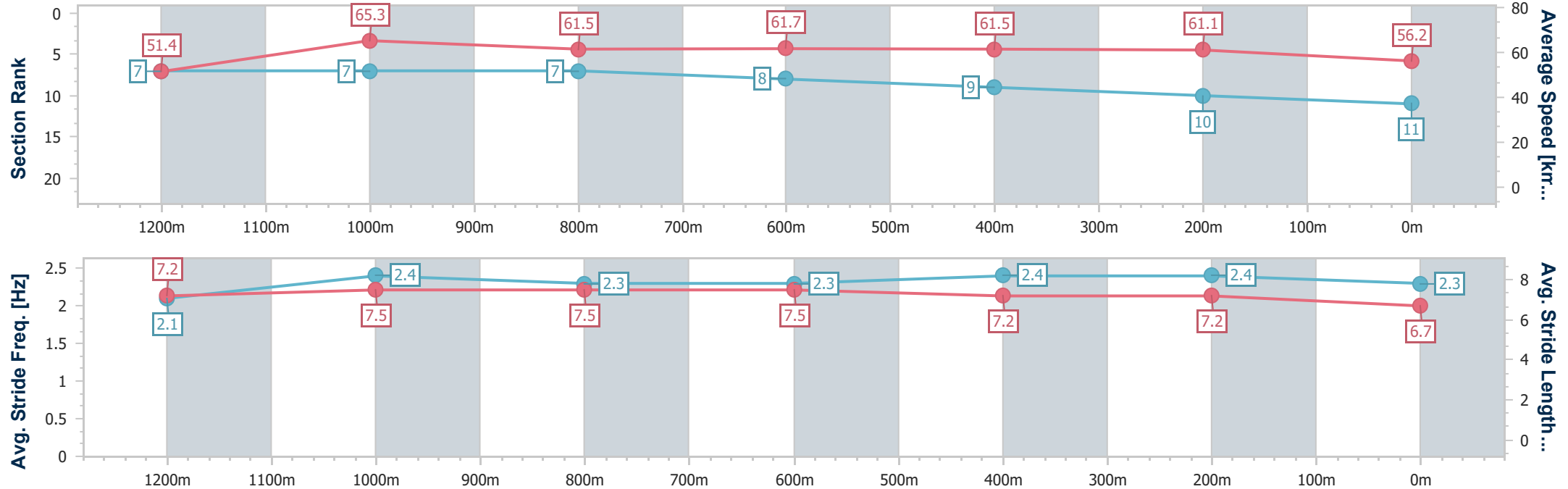
Horse/Jockey Name	Sian Star
Final Rank	11
Fastest Section Time (Section)	0:11.04 (1200m)
Top Speed [km/h] (Section)	66.8 (1200m)
Race State	Finished



Eagle Farm Professional
Race 7: PONTING WINES BENCHMARK 70 Handicap - 1400m
19 July 2025 - 15:37
Track Rating: Soft 5, Weather: Fine, Rail Position: +1m Entire



Section	Overall	1200m	1000m	800m	600m	400m	200m						
Section Times	1:24.97 [11] (0:14.02)	1:10.95 [7] (0:11.04)	0:59.91 [7] (0:11.80)	0:48.11 [7] (0:11.76)	0:36.35 [8] (0:11.76)	0:24.59 [9] (0:11.78)	0:12.81 [10] (0:12.81)						
Average Speed [km/h]	51.4	65.3	61.5	61.7	61.5	61.1	56.2						
Top Speed [km/h]	66.4	66.8	63.7	63.3	61.9	62.4	60.3						
Avg. Dist. to Rail [m]	0.9	2.2	1.8	2.1	0.8	8.4	10.0						
Avg. Stride Freq. [Hz]	2.1	2.4	2.3	2.3	2.4	2.4	2.3						
Avg. Stride Length [m]	7.2	7.5	7.5	7.5	7.2	7.2	6.7						





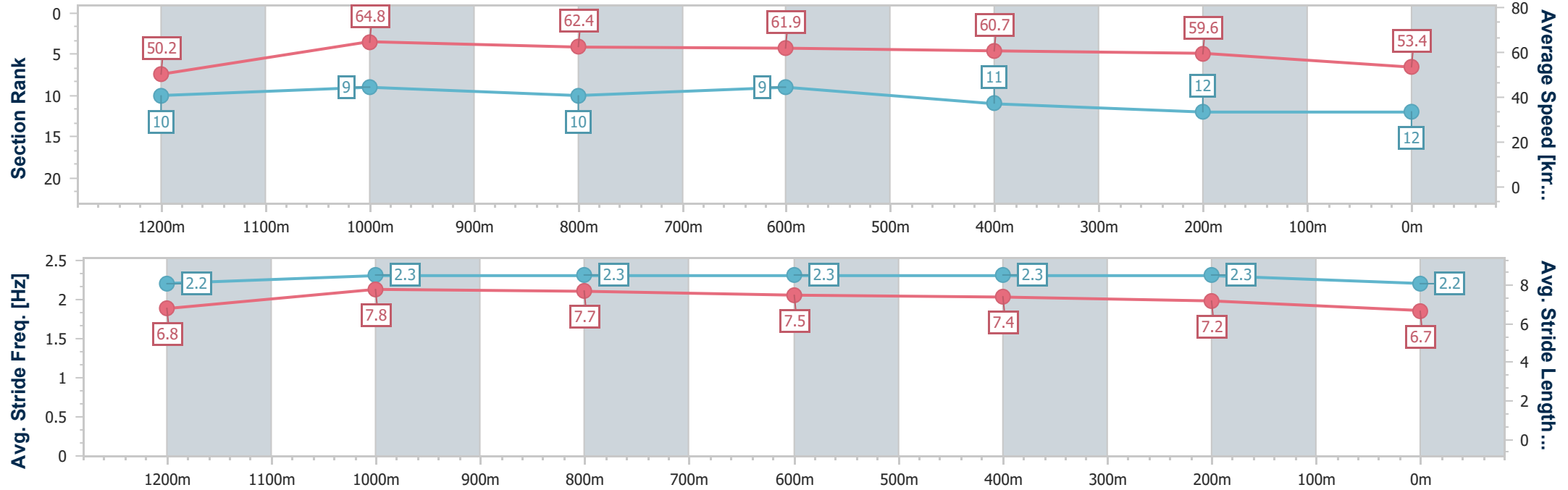
Horse/Jockey Name	Central Park
Final Rank	12
Fastest Section Time (Section)	0:11.03 (1200m)
Top Speed [km/h] (Section)	66.5 (1200m)
Race State	Finished



Eagle FarmProfessional
Race 7: PONTING WINES BENCHMARK 70 Handicap - 1400m
19 July 2025 - 15:37
Track Rating: Soft 5, Weather: Fine, Rail Position: +1m Entire



Section	Overall	1200m	1000m	800m	600m	400m	200m						
Section Times	1:26.27 [12] (0:14.37)	1:11.90 [10] (0:11.03)	1:00.87 [9] (0:11.69)	0:49.18 [10] (0:11.66)	0:37.52 [9] (0:11.91)	0:25.61 [11] (0:12.09)	0:13.52 [12] (0:13.52)						
Average Speed [km/h]	50.2	64.8	62.4	61.9	60.7	59.6	53.4						
Top Speed [km/h]	63.8	66.5	64.8	62.5	62.5	61.1	57.0						
Avg. Dist. to Rail [m]	2.5	1.9	1.6	0.7	1.1	6.1	8.2						
Avg. Stride Freq. [Hz]	2.2	2.3	2.3	2.3	2.3	2.3	2.2						
Avg. Stride Length [m]	6.8	7.8	7.7	7.5	7.4	7.2	6.7						





Eagle Farm Professional
Race 8: U&U RECRUITMENT QTIS Three-Year-Old Colts and Geldings
Handicap - 1200m
19 July 2025 - 16:13



Track Rating: Soft 5, Weather: Fine, Rail Position: +1m Entire

Section						Overall	1000m	800m	600m	400m	200m	Last 600m			
Field Times						1:11.58 (0:13.34)	0:58.24 (0:11.26)	0:46.98 (0:11.63)	0:35.35 (0:11.75)	0:23.60 (0:11.17)	0:12.43 (0:12.43)	0:35.35			
Rank	TAB	Horse/Jockey	Barrier	Top Speed [km/h]	Fastest Section									Margin	Distance Travelled [m]
1	1	LEAD ME ON	8	67.2	0:11.16	1:11.58 [1]	0:58.12 [3]	0:46.78 [3]	0:35.11 [3]	0:23.59 [2]	0:12.43 [1]	1:11.58	0:35.11		
		Cobi Vitler		Overall	400m	(0:13.46)	(0:11.34)	(0:11.67)	(0:11.52)	(0:11.16)	(0:12.43)				
2	9	TEN GOOD REASONS	4	66.6	0:11.19	1:11.69 [2]	0:58.00 [4]	0:46.63 [4]	0:34.98 [5]	0:23.45 [4]	0:12.26 [3]	0.63L	0:34.98	-3	
		Taylor Marshall		Overall	400m	(0:13.69)	(0:11.37)	(0:11.65)	(0:11.53)	(0:11.19)	(0:12.26)				
3	8	JOPPA LANE	7	67.3	0:11.06	1:11.71 [3]	0:57.42 [8]	0:46.16 [8]	0:34.57 [8]	0:23.11 [7]	0:12.05 [5]	0.79L	0:34.57	-3	
		Damien Thornton		400m	400m	(0:14.29)	(0:11.26)	(0:11.59)	(0:11.46)	(0:11.06)	(0:12.05)				
4	5	KIWI SPIRIT	3	65.1	0:11.22	1:11.92 [4]	0:57.99 [5]	0:46.77 [5]	0:35.39 [4]	0:23.66 [5]	0:12.26 [6]	2.03L	0:35.39	-9	
		Jag Guthmann-Chester		1000m	1000m	(0:13.93)	(0:11.22)	(0:11.38)	(0:11.73)	(0:11.40)	(0:12.26)				
5	2	BENZOU	1	67.7	0:11.24	1:11.99 [5]	0:58.65 [1]	0:47.39 [1]	0:35.76 [1]	0:23.95 [3]	0:12.71 [2]	2.41L	0:35.76	-9	
		Kyle Wilson-Taylor		Overall	400m	(0:13.34)	(0:11.26)	(0:11.63)	(0:11.81)	(0:11.24)	(0:12.71)				
6	7	NEIL	2	66.6	0:11.28	1:12.05 [6]	0:58.63 [2]	0:47.35 [2]	0:35.74 [2]	0:24.07 [1]	0:12.56 [4]	2.76L	0:35.74	-8	
		Jake Bayliss		Overall	1000m	(0:13.42)	(0:11.28)	(0:11.61)	(0:11.67)	(0:11.51)	(0:12.56)				
7	11	BOLSHEVIC ROAD	6	66.5	0:11.08	1:12.12 [7]	0:57.85 [7]	0:46.77 [7]	0:35.33 [6]	0:23.65 [6]	0:12.23 [7]	3.18L	0:35.33	-8	
		Robbie Dolan		1000m	1000m	(0:14.27)	(0:11.08)	(0:11.44)	(0:11.68)	(0:11.42)	(0:12.23)				
8	6	GOT GUMPTION	5	65.9	0:11.24	1:12.54 [8]	0:58.46 [6]	0:47.22 [6]	0:35.52 [7]	0:23.93 [8]	0:12.40 [8]	5.63L	0:35.52	-5	
		Noriyuki Masuda		1000m	1000m	(0:14.08)	(0:11.24)	(0:11.70)	(0:11.59)	(0:11.53)	(0:12.40)				

Scratched: Paleface Ringo (#3), Horrible Hank (#10), Tiger Tie (#4)



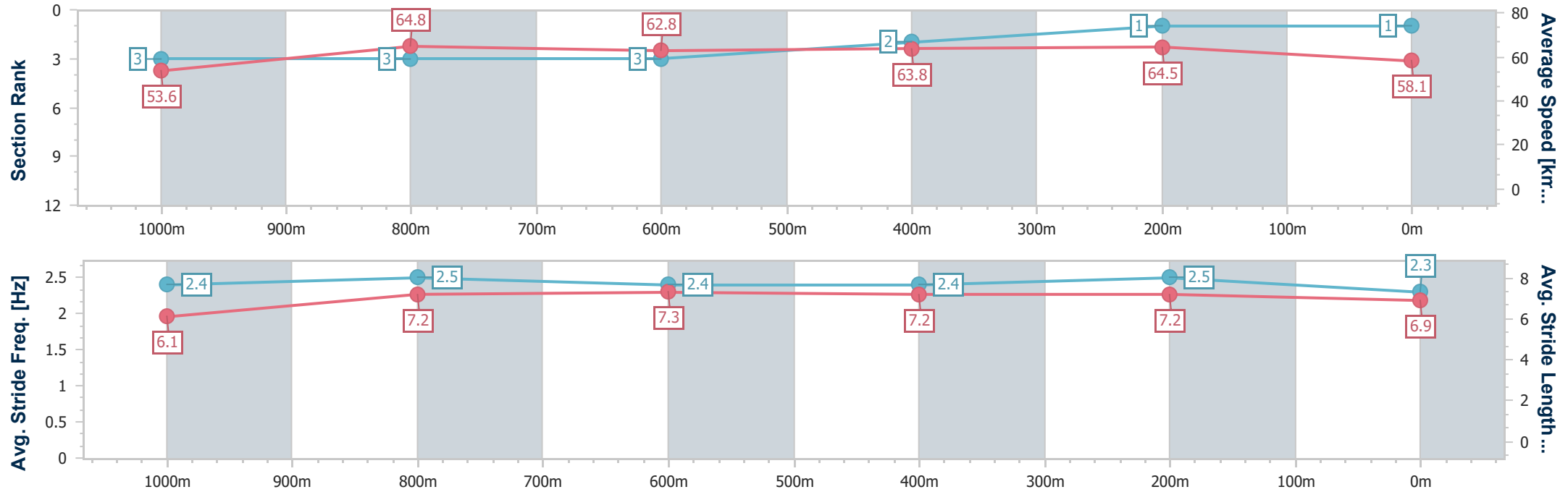
Horse/Jockey Name	Lead Me On
Final Rank	1
Fastest Section Time (Section)	0:11.16 (400m)
Top Speed [km/h] (Section)	67.2 (Overall)
Race State	Finished



Eagle Farm Professional
Race 8: U&U RECRUITMENT QTIS Three-Year-Old Colts and Geldings Handicap - 1200m
19 July 2025 - 16:13
Track Rating: Soft 5, Weather: Fine, Rail Position: +1m Entire



Section	Overall	1000m	800m	600m	400m	200m							
Section Times	1:11.58 [1] (0:13.46)	0:58.12 [3] (0:11.34)	0:46.78 [3] (0:11.67)	0:35.11 [3] (0:11.52)	0:23.59 [2] (0:11.16)	0:12.43 [1] (0:12.43)							
Average Speed [km/h]	53.6	64.8	62.8	63.8	64.5	58.1							
Top Speed [km/h]	67.2	66.7	63.7	65.8	66.3	62.5							
Avg. Dist. to Rail [m]	6.1	4.5	3.6	4.3	6.3	6.2							
Avg. Stride Freq. [Hz]	2.4	2.5	2.4	2.4	2.5	2.3							
Avg. Stride Length [m]	6.1	7.2	7.3	7.2	7.2	6.9							





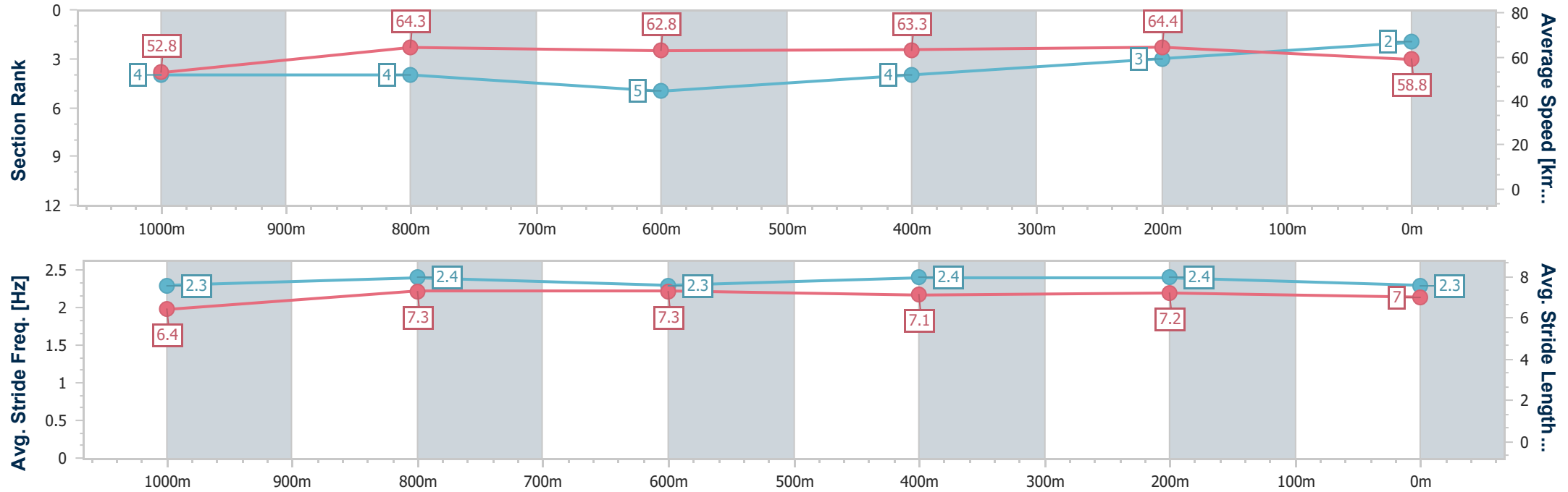
Horse/Jockey Name	Ten Good Reasons
Final Rank	2
Fastest Section Time (Section)	0:11.19 (400m)
Top Speed [km/h] (Section)	66.6 (Overall)
Race State	Finished



Eagle Farm Professional
Race 8: U&U RECRUITMENT QTIS Three-Year-Old Colts and Geldings Handicap - 1200m
19 July 2025 - 16:13
Track Rating: Soft 5, Weather: Fine, Rail Position: +1m Entire



Section	Overall	1000m	800m	600m	400m	200m								
Section Times	1:11.69 [2] (0:13.69)	0:58.00 [4] (0:11.37)	0:46.63 [4] (0:11.65)	0:34.98 [5] (0:11.53)	0:23.45 [4] (0:11.19)	0:12.26 [3] (0:12.26)								
Average Speed [km/h]	52.8	64.3	62.8	63.3	64.4	58.8								
Top Speed [km/h]	66.6	65.6	63.6	64.8	65.1	62.4								
Avg. Dist. to Rail [m]	2.3	3.4	3.0	3.0	4.2	3.4								
Avg. Stride Freq. [Hz]	2.3	2.4	2.3	2.4	2.4	2.3								
Avg. Stride Length [m]	6.4	7.3	7.3	7.1	7.2	7.0								





Horse/Jockey Name	Joppa Lane
Final Rank	3
Fastest Section Time (Section)	0:11.06 (400m)
Top Speed [km/h] (Section)	67.3 (400m)
Race State	Finished

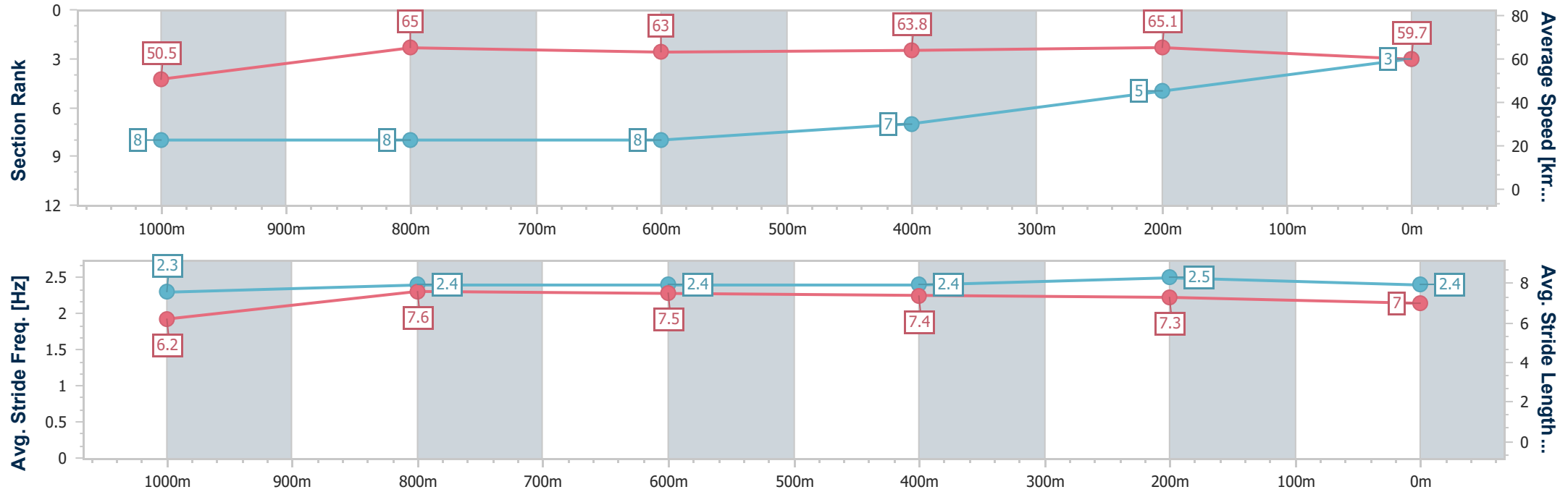


Eagle Farm Professional
Race 8: U&U RECRUITMENT QTIS Three-Year-Old Colts and Geldings Handicap - 1200m
19 July 2025 - 16:13
Track Rating: Soft 5, Weather: Fine, Rail Position: +1m Entire



BRISBANE
RACING CLUB

Section	Overall	1000m	800m	600m	400m	200m								
Section Times	1:11.71 [3] (0:14.29)	0:57.42 [8] (0:11.26)	0:46.16 [8] (0:11.59)	0:34.57 [8] (0:11.46)	0:23.11 [7] (0:11.06)	0:12.05 [5] (0:12.05)								
Average Speed [km/h]	50.5	65.0	63.0	63.8	65.1	59.7								
Top Speed [km/h]	65.2	66.5	64.3	66.9	67.3	62.6								
Avg. Dist. to Rail [m]	5.5	3.8	2.7	2.8	8.4	8.1								
Avg. Stride Freq. [Hz]	2.3	2.4	2.4	2.4	2.5	2.4								
Avg. Stride Length [m]	6.2	7.6	7.5	7.4	7.3	7.0								





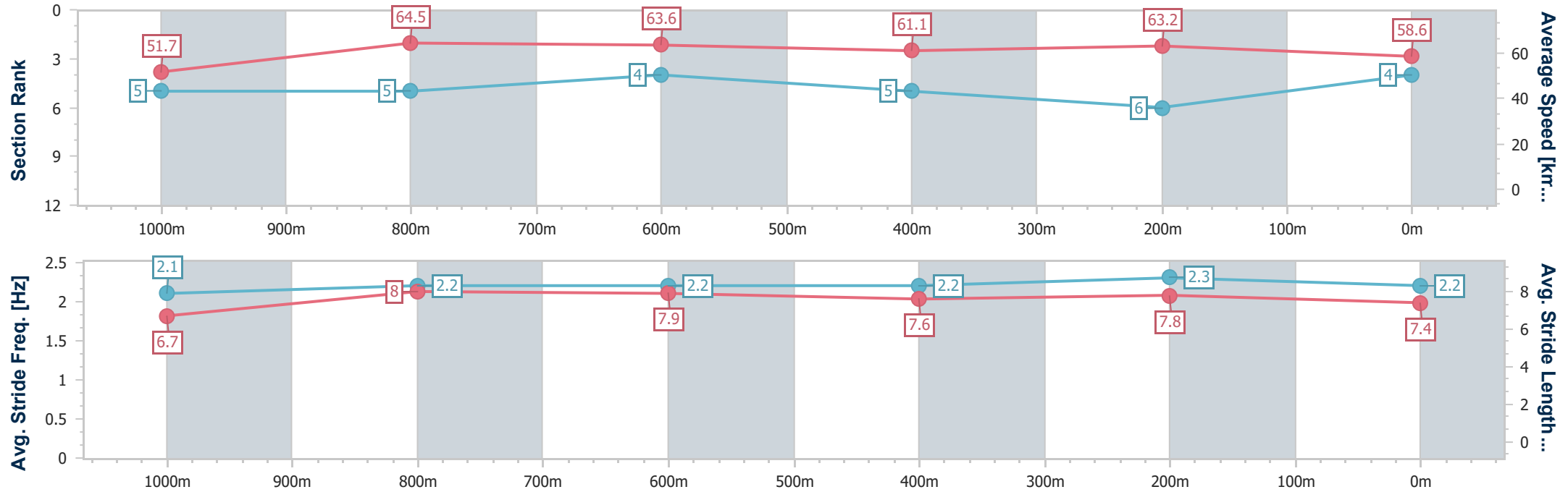
Horse/Jockey Name	Kiwi Spirit
Final Rank	4
Fastest Section Time (Section)	0:11.22 (1000m)
Top Speed [km/h] (Section)	65.1 (1000m)
Race State	Finished



Eagle Farm Professional
Race 8: U&U RECRUITMENT QTIS Three-Year-Old Colts and Geldings Handicap - 1200m
19 July 2025 - 16:13
Track Rating: Soft 5, Weather: Fine, Rail Position: +1m Entire



Section	Overall	1000m	800m	600m	400m	200m								
Section Times	1:11.92 [4] (0:13.93)	0:57.99 [5] (0:11.22)	0:46.77 [5] (0:11.38)	0:35.39 [4] (0:11.73)	0:23.66 [5] (0:11.40)	0:12.26 [6] (0:12.26)								
Average Speed [km/h]	51.7	64.5	63.6	61.1	63.2	58.6								
Top Speed [km/h]	64.9	65.1	64.6	62.9	64.3	62.7								
Avg. Dist. to Rail [m]	1.7	1.0	0.9	0.8	3.1	3.2								
Avg. Stride Freq. [Hz]	2.1	2.2	2.2	2.2	2.3	2.2								
Avg. Stride Length [m]	6.7	8.0	7.9	7.6	7.8	7.4								





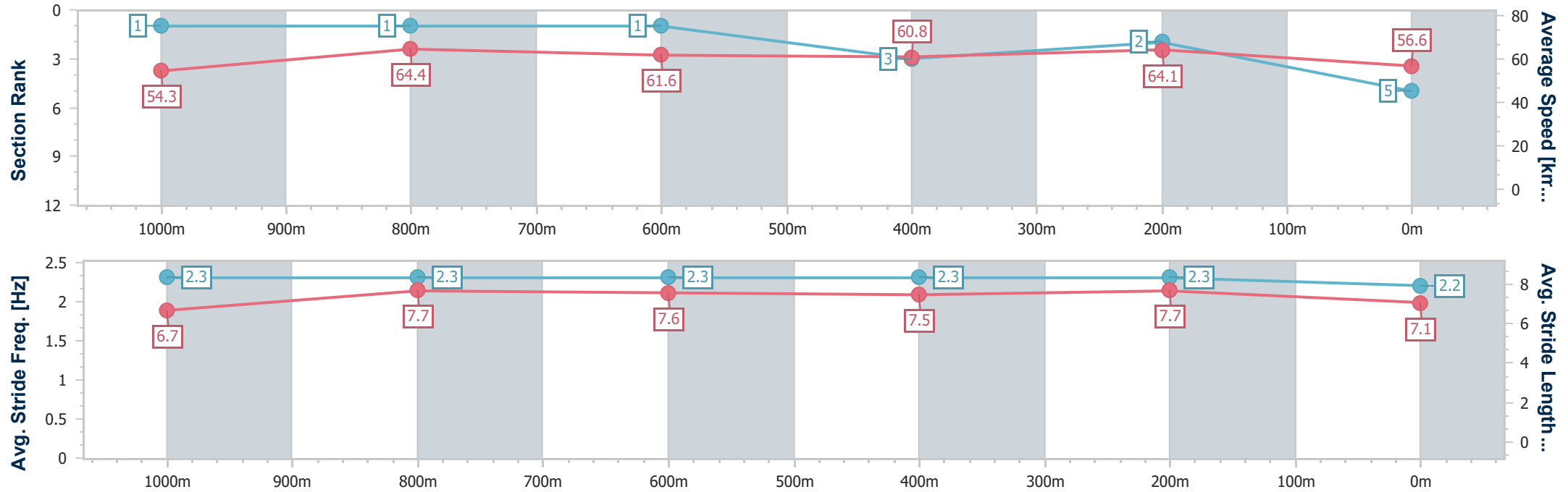
Horse/Jockey Name	Benzou
Final Rank	5
Fastest Section Time (Section)	0:11.24 (400m)
Top Speed [km/h] (Section)	67.7 (Overall)
Race State	Finished



Eagle Farm Professional
Race 8: U&U RECRUITMENT QTIS Three-Year-Old Colts and Geldings Handicap - 1200m
19 July 2025 - 16:13
Track Rating: Soft 5, Weather: Fine, Rail Position: +1m Entire



Section	Overall	1000m	800m	600m	400m	200m								
Section Times	1:11.99 [5] (0:13.34)	0:58.65 [1] (0:11.26)	0:47.39 [1] (0:11.63)	0:35.76 [1] (0:11.81)	0:23.95 [3] (0:11.24)	0:12.71 [2] (0:12.71)								
Average Speed [km/h]	54.3	64.4	61.6	60.8	64.1	56.6								
Top Speed [km/h]	67.7	67.5	63.4	63.4	66.8	60.8								
Avg. Dist. to Rail [m]	1.1	2.0	1.0	1.0	4.0	3.8								
Avg. Stride Freq. [Hz]	2.3	2.3	2.3	2.3	2.3	2.2								
Avg. Stride Length [m]	6.7	7.7	7.6	7.5	7.7	7.1								





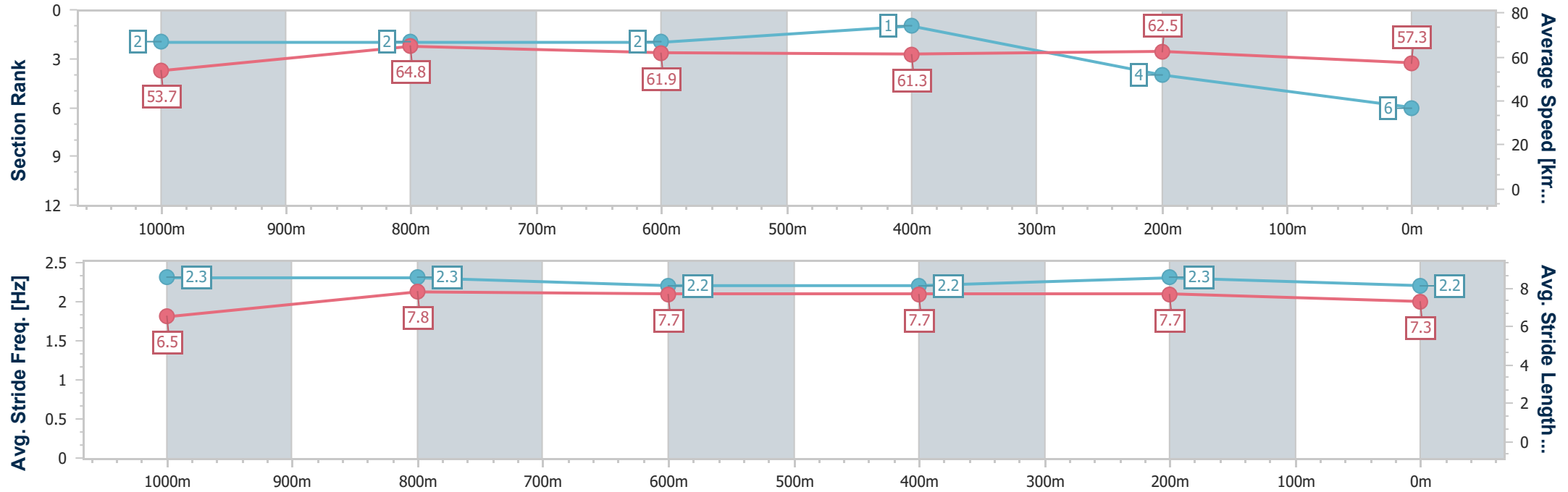
Horse/Jockey Name	Neil
Final Rank	6
Fastest Section Time (Section)	0:11.28 (1000m)
Top Speed [km/h] (Section)	66.6 (Overall)
Race State	Finished



Eagle FarmProfessional
Race 8: U&U RECRUITMENT QTIS Three-Year-Old Colts and Geldings Handicap - 1200m
19 July 2025 - 16:13
Track Rating: Soft 5, Weather: Fine, Rail Position: +1m Entire



Section	Overall	1000m	800m	600m	400m	200m								
Section Times	1:12.05 [6] (0:13.42)	0:58.63 [2] (0:11.28)	0:47.35 [2] (0:11.61)	0:35.74 [2] (0:11.67)	0:24.07 [1] (0:11.51)	0:12.56 [4] (0:12.56)								
Average Speed [km/h]	53.7	64.8	61.9	61.3	62.5	57.3								
Top Speed [km/h]	66.6	66.4	63.4	63.8	64.1	60.3								
Avg. Dist. to Rail [m]	2.4	2.4	0.6	1.2	4.0	4.7								
Avg. Stride Freq. [Hz]	2.3	2.3	2.2	2.2	2.3	2.2								
Avg. Stride Length [m]	6.5	7.8	7.7	7.7	7.7	7.3								





Horse/Jockey Name	Bolshevic Road
Final Rank	7
Fastest Section Time (Section)	0:11.08 (1000m)
Top Speed [km/h] (Section)	66.5 (1000m)
Race State	Finished

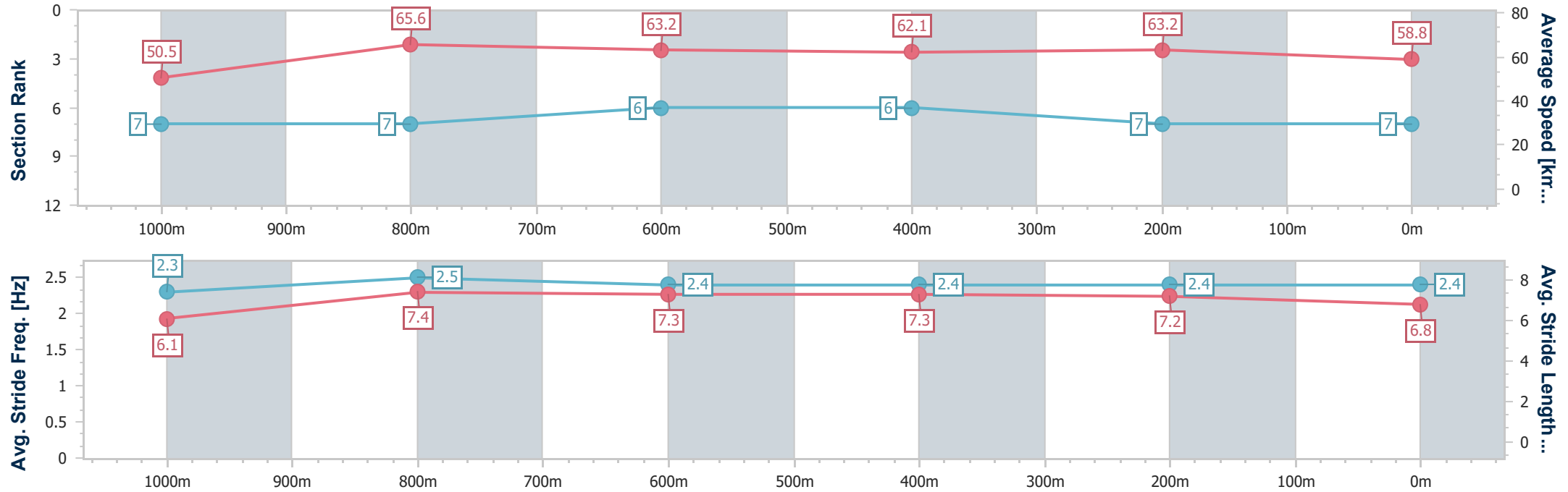


Eagle FarmProfessional
Race 8: U&U RECRUITMENT QTIS Three-Year-Old Colts and Geldings Handicap - 1200m
19 July 2025 - 16:13
Track Rating: Soft 5, Weather: Fine, Rail Position: +1m Entire



BRISBANE
RACING CLUB

Section	Overall	1000m	800m	600m	400m	200m								
Section Times	1:12.12 [7] (0:14.27)	0:57.85 [7] (0:11.08)	0:46.77 [7] (0:11.44)	0:35.33 [6] (0:11.68)	0:23.65 [6] (0:11.42)	0:12.23 [7] (0:12.23)								
Average Speed [km/h]	50.5	65.6	63.2	62.1	63.2	58.8								
Top Speed [km/h]	65.7	66.5	66.5	63.3	64.2	62.3								
Avg. Dist. to Rail [m]	3.7	2.0	1.5	1.6	6.1	5.3								
Avg. Stride Freq. [Hz]	2.3	2.5	2.4	2.4	2.4	2.4								
Avg. Stride Length [m]	6.1	7.4	7.3	7.3	7.2	6.8								





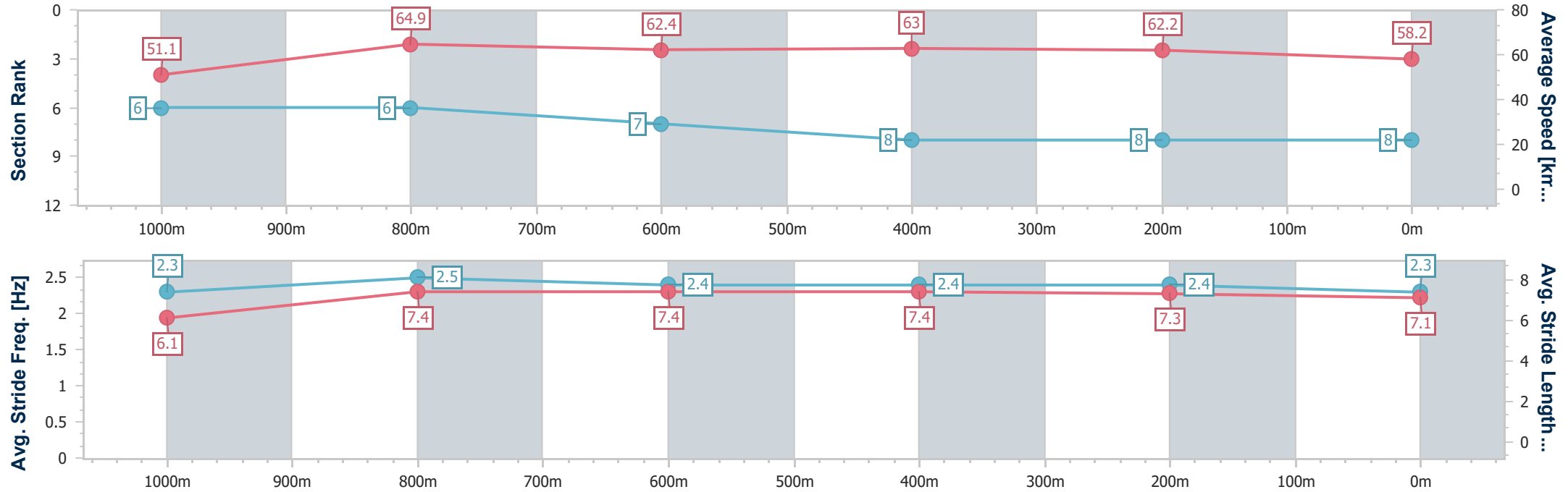
Horse/Jockey Name	Got Gumption
Final Rank	8
Fastest Section Time (Section)	0:11.24 (1000m)
Top Speed [km/h] (Section)	65.9 (1000m)
Race State	Finished



Eagle FarmProfessional
Race 8: U&U RECRUITMENT QTIS Three-Year-Old Colts and Geldings Handicap - 1200m
19 July 2025 - 16:13
Track Rating: Soft 5, Weather: Fine, Rail Position: +1m Entire



Section	Overall	1000m	800m	600m	400m	200m								
Section Times	1:12.54 [8] (0:14.08)	0:58.46 [6] (0:11.24)	0:47.22 [6] (0:11.70)	0:35.52 [7] (0:11.59)	0:23.93 [8] (0:11.53)	0:12.40 [8] (0:12.40)								
Average Speed [km/h]	51.1	64.9	62.4	63.0	62.2	58.2								
Top Speed [km/h]	64.0	65.9	63.9	64.0	64.0	61.6								
Avg. Dist. to Rail [m]	2.9	2.2	3.5	2.6	7.9	8.6								
Avg. Stride Freq. [Hz]	2.3	2.5	2.4	2.4	2.4	2.3								
Avg. Stride Length [m]	6.1	7.4	7.4	7.4	7.3	7.1								





Eagle Farm Professional
Race 9: LADBROKES MATES MODE POTS BENCHMARK 78 Handicap -
1200m
19 July 2025 - 16:49



Track Rating: Soft 5, Weather: Fine, Rail Position: +1m Entire

Section		Overall				1000m	800m	600m	400m	200m	Last 600m		
Field Times		1:11.02				0:57.66	0:46.87	0:35.46	0:23.79	0:12.32	0:35.46		
		(0:13.36)				(0:10.79)	(0:11.41)	(0:11.67)	(0:11.47)	(0:12.32)			
Rank	TAB Horse/Jockey	Barrier	Top Speed [km/h]	Fastest Section									Distance Travelled [m]
1	6 BULLION BOY	9	66.3	0:11.17	1:11.02 [1]	0:56.91 [10]	0:45.62 [10]	0:34.34 [10]	0:23.02 [9]	0:11.85 [7]	1:11.02	0:34.34	
	Georgina Cartwright		1000m	400m	(0:14.11)	(0:11.29)	(0:11.28)	(0:11.32)	(0:11.17)	(0:11.85)			
2	7 CASPERNOVA	8	66.5	0:11.14	1:11.10 [2]	0:57.01 [9]	0:45.87 [8]	0:34.60 [9]	0:23.34 [6]	0:12.18 [3]	0.46L	0:34.60	-7
	Jaden Lloyd		1000m	1000m	(0:14.09)	(0:11.14)	(0:11.27)	(0:11.26)	(0:11.16)	(0:12.18)			
3	11 GIVE GIGGLES	4	68.5	0:10.90	1:11.12 [3]	0:57.74 [2]	0:46.84 [2]	0:35.45 [2]	0:23.85 [2]	0:12.38 [2]	0.59L	0:35.45	+6
	Angela Jones		1000m	1000m	(0:13.38)	(0:10.90)	(0:11.39)	(0:11.60)	(0:11.47)	(0:12.38)			
4	5 TOWN CRIER	5	70.5	0:10.68	1:11.13 [4]	0:57.66 [4]	0:46.98 [1]	0:35.57 [1]	0:23.90 [1]	0:12.43 [1]	0.63L	0:35.57	-5
	Luke Dempsey		1000m	1000m	(0:13.47)	(0:10.68)	(0:11.41)	(0:11.67)	(0:11.47)	(0:12.43)			
5	14 BONDED AFFAIR	3	68.5	0:10.84	1:11.43 [5]	0:57.71 [6]	0:46.87 [5]	0:35.38 [5]	0:23.66 [7]	0:12.27 [6]	2.44L	0:35.38	-3
	Jake Bayliss		1000m	1000m	(0:13.72)	(0:10.84)	(0:11.49)	(0:11.72)	(0:11.39)	(0:12.27)			
6	12 MUSCHIALLI	2	68.1	0:11.04	1:11.59 [6]	0:58.16 [3]	0:47.12 [4]	0:35.76 [4]	0:24.17 [3]	0:12.56 [5]	3.34L	0:35.76	-3
	Cody Collis		1000m	1000m	(0:13.43)	(0:11.04)	(0:11.36)	(0:11.59)	(0:11.61)	(0:12.56)			
7	4 SKYWOLF	7	66.3	0:11.17	1:11.62 [7]	0:57.77 [7]	0:46.60 [7]	0:35.14 [8]	0:23.74 [8]	0:12.38 [8]	3.5L	0:35.14	-1
	Corey Sutherland		1000m	1000m	(0:13.85)	(0:11.17)	(0:11.46)	(0:11.40)	(0:11.36)	(0:12.38)			
8	2 DEFIANT SPIRIT	10	68.3	0:11.05	1:11.75 [8]	0:58.11 [5]	0:47.06 [6]	0:35.66 [6]	0:24.11 [5]	0:12.76 [4]	4.29L	0:35.66	+1
	Kyle Wilson-Taylor		1000m	1000m	(0:13.64)	(0:11.05)	(0:11.40)	(0:11.55)	(0:11.35)	(0:12.76)			
9	8 CRAFTY EAGLE	6	66.1	0:11.14	1:12.66 [9]	0:58.57 [8]	0:47.43 [9]	0:36.21 [7]	0:24.65 [10]	0:12.97 [10]	9.66L	0:36.21	-5
	Bailey Wheeler		1000m	1000m	(0:14.09)	(0:11.14)	(0:11.22)	(0:11.56)	(0:11.68)	(0:12.97)			
10	10 ZELGARIA	1	68.8	0:10.94	1:12.78 [10]	0:59.42 [1]	0:48.48 [3]	0:37.00 [3]	0:25.27 [4]	0:13.26 [9]	10.33L	0:37.00	-4
	Cobi Vitler		Overall	1000m	(0:13.36)	(0:10.94)	(0:11.48)	(0:11.73)	(0:12.01)	(0:13.26)			

Scratched: Lady Wardell (#15), Demon Award (#1), Yoshino (#9), Demitasse (#13), Kaizad (#3)

Report Created: Sat 19 July 2025 17:04 GMT+10 (Note: Timing is based on position data)

Page 1/11

[] Ranking at each section and finish
-:-:- No data available at this section
NA No data available

SCN Saddle cloth number
DNF Did not finish
DNT Did not track

data processed by TRIPLESDATA



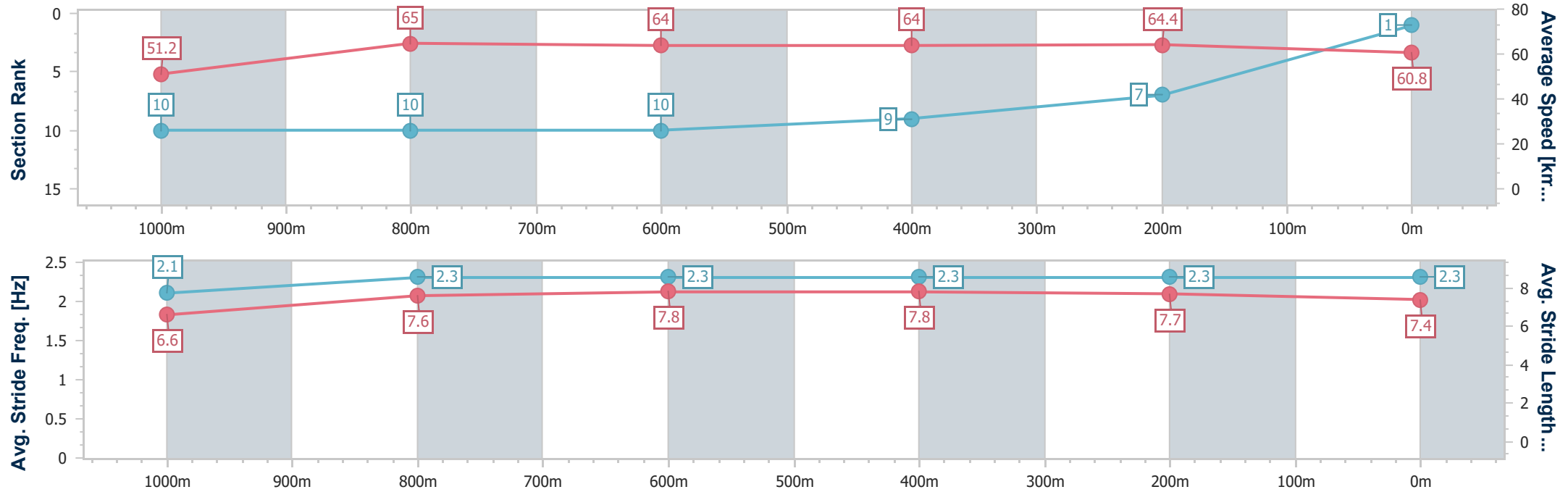
Horse/Jockey Name	Bullion Boy
Final Rank	1
Fastest Section Time (Section)	0:11.17 (400m)
Top Speed [km/h] (Section)	66.3 (1000m)
Race State	Finished



Eagle FarmProfessional
Race 9: LADBROKES MATES MODE POTS BENCHMARK 78
Handicap - 1200m
19 July 2025 - 16:49
Track Rating: Soft 5, Weather: Fine, Rail Position: +1m Entire



Section	Overall	1000m	800m	600m	400m	200m								
Section Times	1:11.02 [1] (0:14.11)	0:56.91 [10] (0:11.29)	0:45.62 [10] (0:11.28)	0:34.34 [10] (0:11.32)	0:23.02 [9] (0:11.17)	0:11.85 [7] (0:11.85)								
Average Speed [km/h]	51.2	65.0	64.0	64.0	64.4	60.8								
Top Speed [km/h]	63.2	66.3	65.5	64.7	65.4	63.7								
Avg. Dist. to Rail [m]	5.9	3.2	1.3	1.1	6.9	5.3								
Avg. Stride Freq. [Hz]	2.1	2.3	2.3	2.3	2.3	2.3								
Avg. Stride Length [m]	6.6	7.6	7.8	7.8	7.7	7.4								





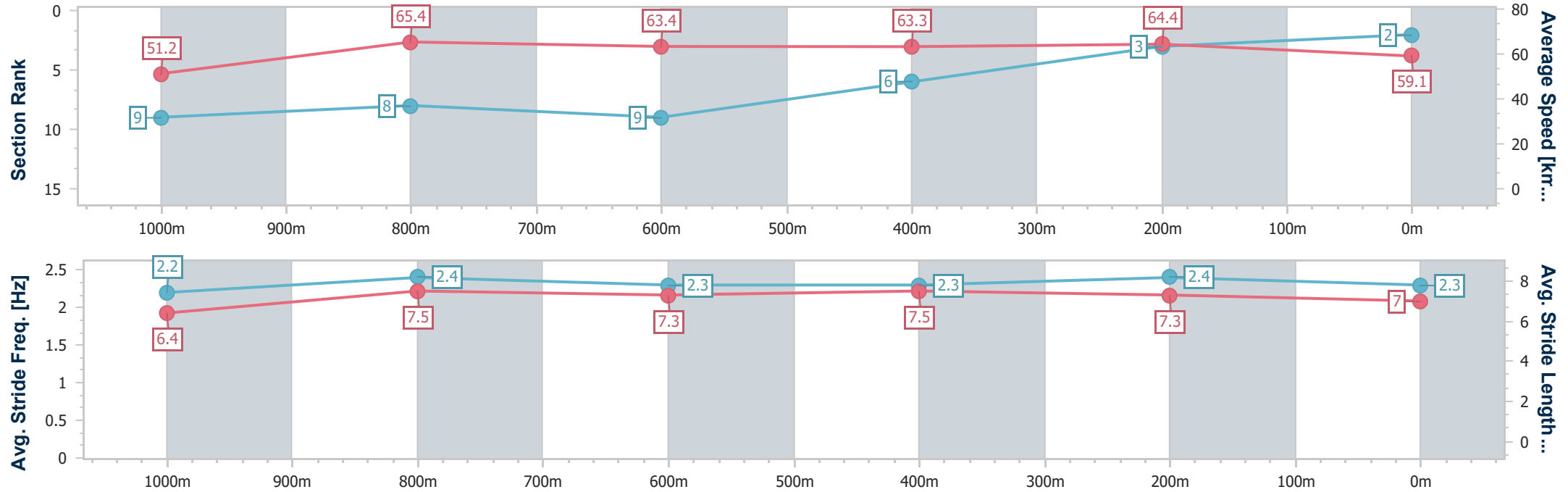
Horse/Jockey Name	Caspernova
Final Rank	2
Fastest Section Time (Section)	0:11.14 (1000m)
Top Speed [km/h] (Section)	66.5 (1000m)
Race State	Finished



Eagle FarmProfessional
Race 9: LADBROKES MATES MODE POTS BENCHMARK 78
Handicap - 1200m
19 July 2025 - 16:49
Track Rating: Soft 5, Weather: Fine, Rail Position: +1m Entire



Section	Overall	1000m	800m	600m	400m	200m							
Section Times	1:11.10 [2] (0:14.09)	0:57.01 [9] (0:11.14)	0:45.87 [8] (0:11.27)	0:34.60 [9] (0:11.26)	0:23.34 [6] (0:11.16)	0:12.18 [3] (0:12.18)							
Average Speed [km/h]	51.2	65.4	63.4	63.3	64.4	59.1							
Top Speed [km/h]	63.8	66.5	64.8	64.6	65.5	64.0							
Avg. Dist. to Rail [m]	5.1	1.8	1.2	2.3	2.0	5.4							
Avg. Stride Freq. [Hz]	2.2	2.4	2.3	2.3	2.4	2.3							
Avg. Stride Length [m]	6.4	7.5	7.3	7.5	7.3	7.0							



[] Ranking at each section and finish
-.-.- No data available at this section
NA No data available



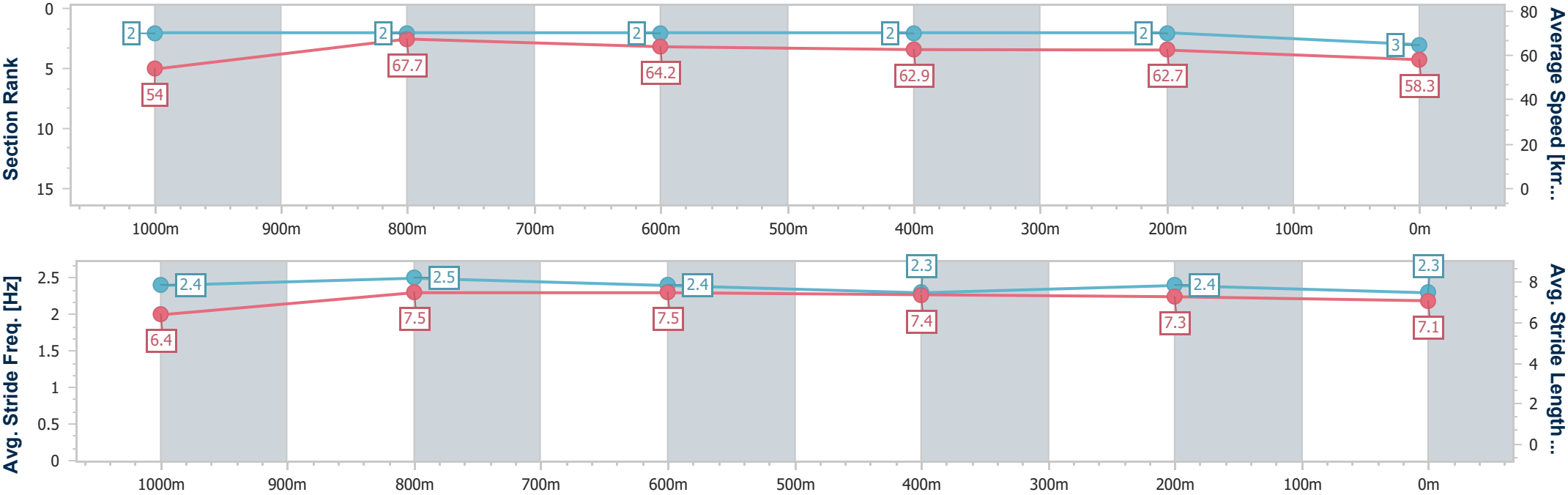
Horse/Jockey Name	Give Giggles
Final Rank	3
Fastest Section Time (Section)	0:10.90 (1000m)
Top Speed [km/h] (Section)	68.5 (1000m)
Race State	Finished



Eagle FarmProfessional
Race 9: LADBROKES MATES MODE POTS BENCHMARK 78
Handicap - 1200m
19 July 2025 - 16:49
Track Rating: Soft 5, Weather: Fine, Rail Position: +1m Entire



Section	Overall	1000m	800m	600m	400m	200m							
Section Times	1:11.12 [3] (0:13.38)	0:57.74 [2] (0:10.90)	0:46.84 [2] (0:11.39)	0:35.45 [2] (0:11.60)	0:23.85 [2] (0:11.47)	0:12.38 [2] (0:12.38)							
Average Speed [km/h]	54.0	67.7	64.2	62.9	62.7	58.3							
Top Speed [km/h]	67.4	68.5	67.7	63.5	64.3	62.1							
Avg. Dist. to Rail [m]	3.5	4.4	4.2	2.4	6.8	7.7							
Avg. Stride Freq. [Hz]	2.4	2.5	2.4	2.3	2.4	2.3							
Avg. Stride Length [m]	6.4	7.5	7.5	7.4	7.3	7.1							





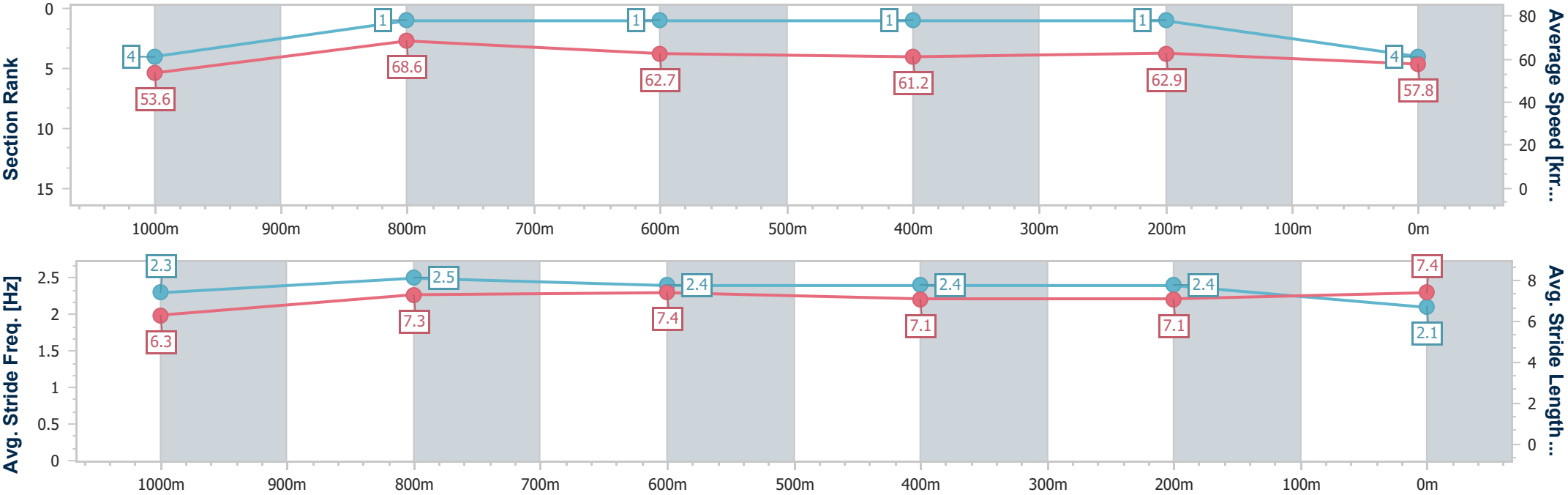
Horse/Jockey Name	Town Crier
Final Rank	4
Fastest Section Time (Section)	0:10.68 (1000m)
Top Speed [km/h] (Section)	70.5 (1000m)
Race State	Finished



Eagle FarmProfessional
Race 9: LADBROKES MATES MODE POTS BENCHMARK 78
Handicap - 1200m
19 July 2025 - 16:49
Track Rating: Soft 5, Weather: Fine, Rail Position: +1m Entire



Section	Overall	1000m	800m	600m	400m	200m								
Section Times	1:11.13 [4] (0:13.47)	0:57.66 [4] (0:10.68)	0:46.98 [1] (0:11.41)	0:35.57 [1] (0:11.67)	0:23.90 [1] (0:11.47)	0:12.43 [1] (0:12.43)								
Average Speed [km/h]	53.6	68.6	62.7	61.2	62.9	57.8								
Top Speed [km/h]	67.7	70.5	66.5	62.2	63.8	61.3								
Avg. Dist. to Rail [m]	4.0	2.8	1.2	1.2	2.4	5.5								
Avg. Stride Freq. [Hz]	2.3	2.5	2.4	2.4	2.4	2.1								
Avg. Stride Length [m]	6.3	7.3	7.4	7.1	7.1	7.4								





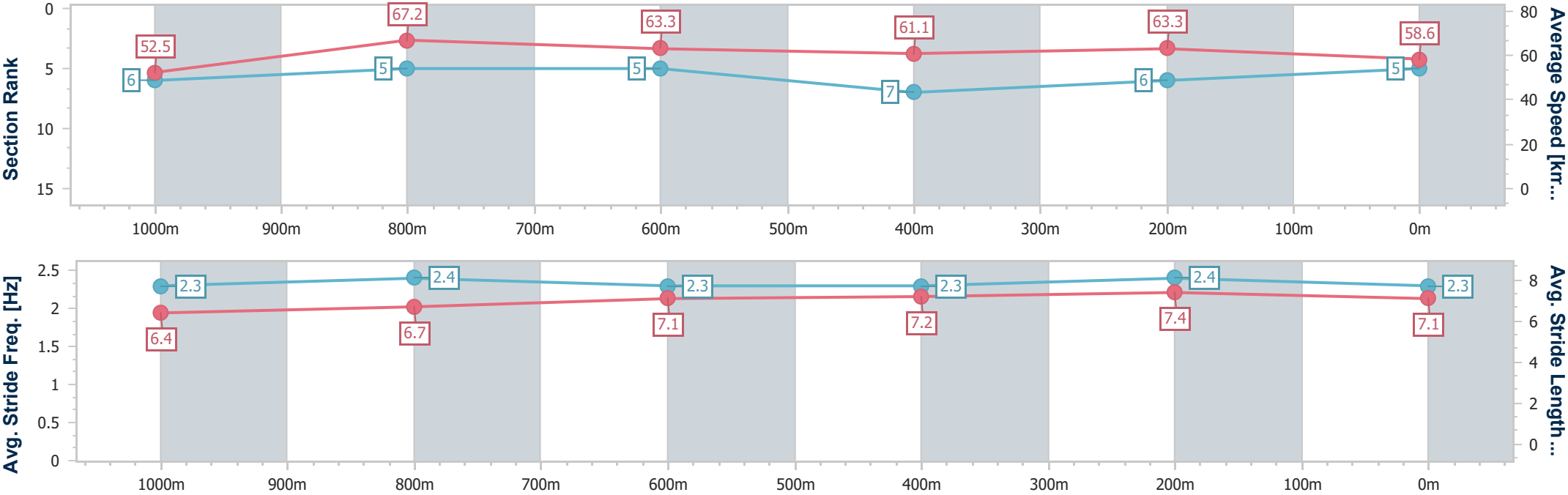
Horse/Jockey Name	Bonded Affair
Final Rank	5
Fastest Section Time (Section)	0:10.84 (1000m)
Top Speed [km/h] (Section)	68.5 (1000m)
Race State	Finished



Eagle Farm Professional
Race 9: LADBROKES MATES MODE POTS BENCHMARK 78
Handicap - 1200m
19 July 2025 - 16:49
Track Rating: Soft 5, Weather: Fine, Rail Position: +1m Entire



Section	Overall	1000m	800m	600m	400m	200m								
Section Times	1:11.43 [5] (0:13.72)	0:57.71 [6] (0:10.84)	0:46.87 [5] (0:11.49)	0:35.38 [5] (0:11.72)	0:23.66 [7] (0:11.39)	0:12.27 [6] (0:12.27)								
Average Speed [km/h]	52.5	67.2	63.3	61.1	63.3	58.6								
Top Speed [km/h]	67.2	68.5	64.5	62.1	64.1	62.0								
Avg. Dist. to Rail [m]	2.2	2.2	2.0	0.8	3.0	3.4								
Avg. Stride Freq. [Hz]	2.3	2.4	2.3	2.3	2.4	2.3								
Avg. Stride Length [m]	6.4	6.7	7.1	7.2	7.4	7.1								





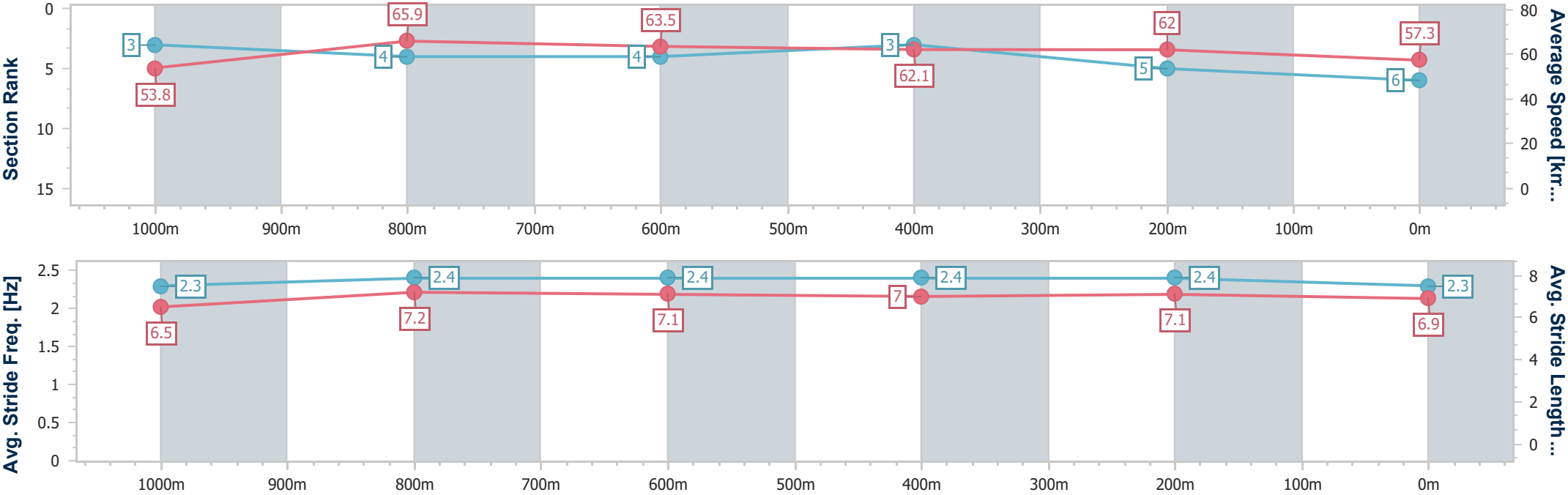
Horse/Jockey Name	Muscialli
Final Rank	6
Fastest Section Time (Section)	0:11.04 (1000m)
Top Speed [km/h] (Section)	68.1 (1000m)
Race State	Finished



Eagle FarmProfessional
Race 9: LADBROKES MATES MODE POTS BENCHMARK 78
Handicap - 1200m
19 July 2025 - 16:49
Track Rating: Soft 5, Weather: Fine, Rail Position: +1m Entire



Section	Overall	1000m	800m	600m	400m	200m								
Section Times	1:11.59 [6] (0:13.43)	0:58.16 [3] (0:11.04)	0:47.12 [4] (0:11.36)	0:35.76 [4] (0:11.59)	0:24.17 [3] (0:11.61)	0:12.56 [5] (0:12.56)								
Average Speed [km/h]	53.8	65.9	63.5	62.1	62.0	57.3								
Top Speed [km/h]	68.0	68.1	64.8	62.4	63.0	60.2								
Avg. Dist. to Rail [m]	1.7	2.0	0.9	0.4	5.3	7.4								
Avg. Stride Freq. [Hz]	2.3	2.4	2.4	2.4	2.4	2.3								
Avg. Stride Length [m]	6.5	7.2	7.1	7.0	7.1	6.9								





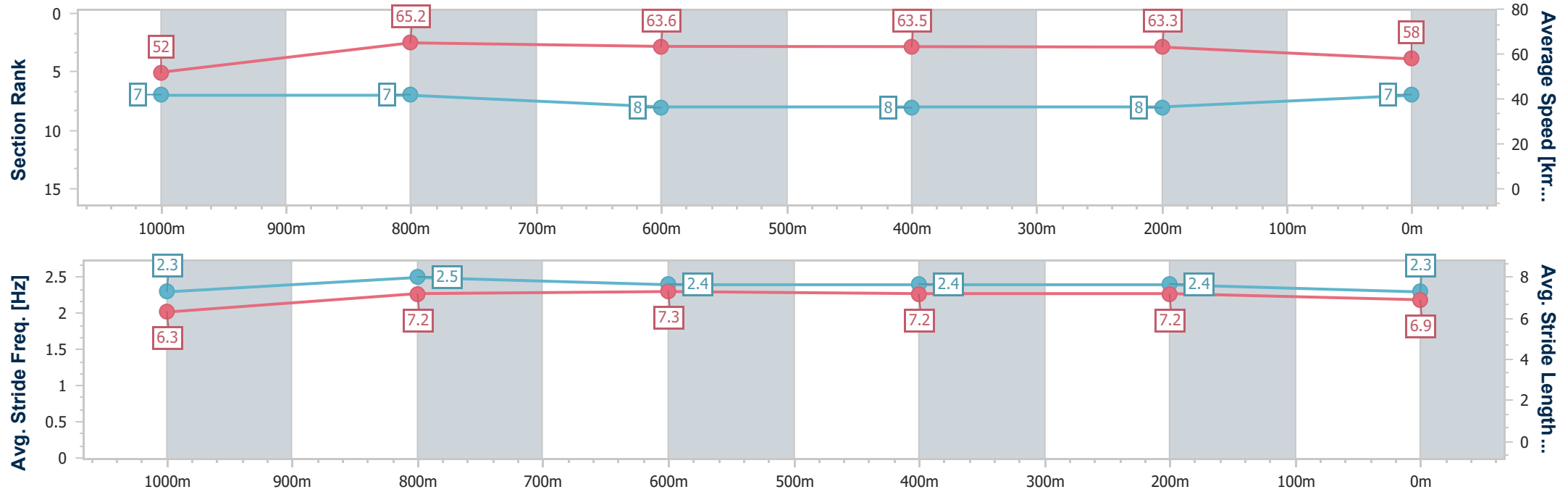
Horse/Jockey Name	Skywolf
Final Rank	7
Fastest Section Time (Section)	0:11.17 (1000m)
Top Speed [km/h] (Section)	66.3 (1000m)
Race State	Finished



Eagle FarmProfessional
Race 9: LADBROKES MATES MODE POTS BENCHMARK 78
Handicap - 1200m
19 July 2025 - 16:49
Track Rating: Soft 5, Weather: Fine, Rail Position: +1m Entire



Section	Overall	1000m	800m	600m	400m	200m								
Section Times	1:11.62 [7] (0:13.85)	0:57.77 [7] (0:11.17)	0:46.60 [7] (0:11.46)	0:35.14 [8] (0:11.40)	0:23.74 [8] (0:11.36)	0:12.38 [8] (0:12.38)								
Average Speed [km/h]	52.0	65.2	63.6	63.5	63.3	58.0								
Top Speed [km/h]	66.0	66.3	64.8	64.8	65.0	61.4								
Avg. Dist. to Rail [m]	3.7	2.6	1.9	1.0	6.9	11.1								
Avg. Stride Freq. [Hz]	2.3	2.5	2.4	2.4	2.4	2.3								
Avg. Stride Length [m]	6.3	7.2	7.3	7.2	7.2	6.9								





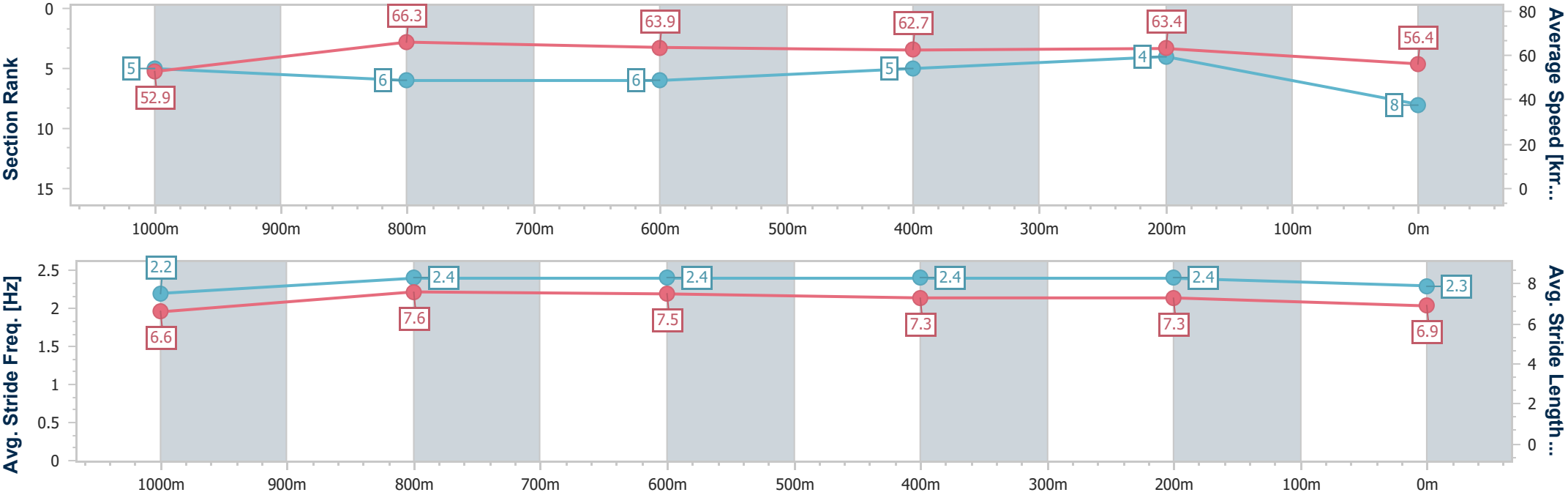
Horse/Jockey Name	Defiant Spirit
Final Rank	8
Fastest Section Time (Section)	0:11.05 (1000m)
Top Speed [km/h] (Section)	68.3 (1000m)
Race State	Finished



Eagle Farm Professional
Race 9: LADBROKES MATES MODE POTS BENCHMARK 78
Handicap - 1200m
19 July 2025 - 16:49
Track Rating: Soft 5, Weather: Fine, Rail Position: +1m Entire



Section	Overall	1000m	800m	600m	400m	200m								
Section Times	1:11.75 [8] (0:13.64)	0:58.11 [5] (0:11.05)	0:47.06 [6] (0:11.40)	0:35.66 [6] (0:11.55)	0:24.11 [5] (0:11.35)	0:12.76 [4] (0:12.76)								
Average Speed [km/h]	52.9	66.3	63.9	62.7	63.4	56.4								
Top Speed [km/h]	66.1	68.3	65.7	64.9	65.0	61.0								
Avg. Dist. to Rail [m]	6.0	3.6	2.1	1.5	8.2	10.0								
Avg. Stride Freq. [Hz]	2.2	2.4	2.4	2.4	2.4	2.3								
Avg. Stride Length [m]	6.6	7.6	7.5	7.3	7.3	6.9								





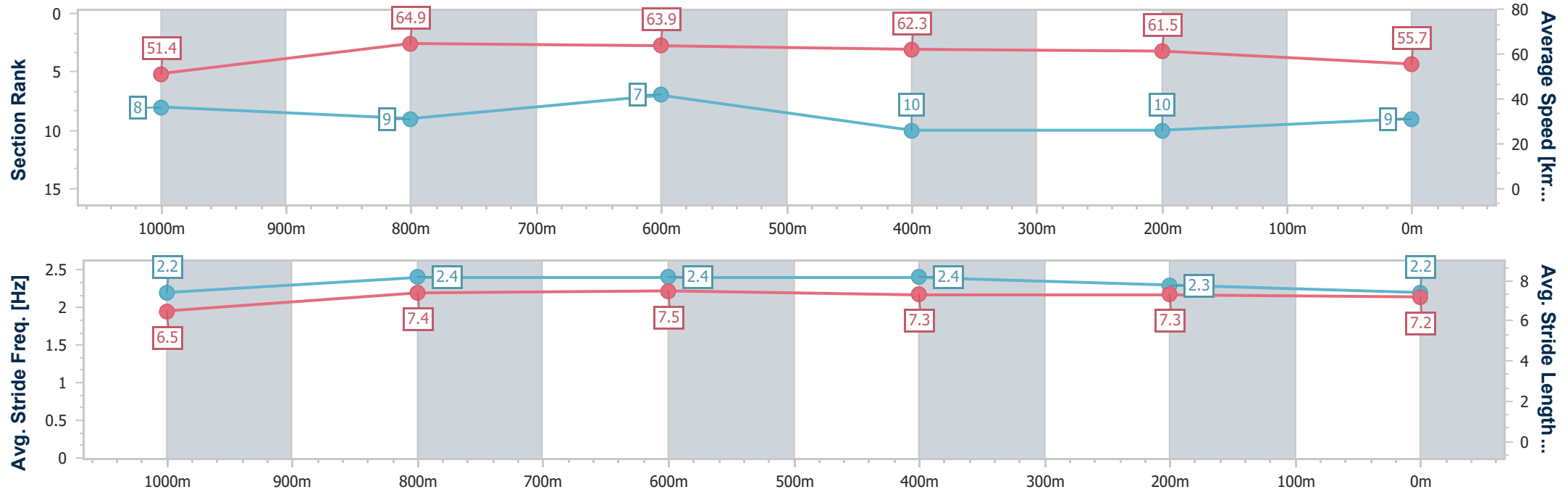
Horse/Jockey Name	Crafty Eagle
Final Rank	9
Fastest Section Time (Section)	0:11.14 (1000m)
Top Speed [km/h] (Section)	66.1 (1000m)
Race State	Finished



Eagle Farm Professional
Race 9: LADBROKES MATES MODE POTS BENCHMARK 78
Handicap - 1200m
19 July 2025 - 16:49
Track Rating: Soft 5, Weather: Fine, Rail Position: +1m Entire



Section	Overall	1000m	800m	600m	400m	200m							
Section Times	1:12.66 [9] (0:14.09)	0:58.57 [8] (0:11.14)	0:47.43 [9] (0:11.22)	0:36.21 [7] (0:11.56)	0:24.65 [10] (0:11.68)	0:12.97 [10] (0:12.97)							
Average Speed [km/h]	51.4	64.9	63.9	62.3	61.5	55.7							
Top Speed [km/h]	65.4	66.1	65.1	63.2	62.7	60.3							
Avg. Dist. to Rail [m]	1.8	0.7	0.4	0.5	4.6	7.1							
Avg. Stride Freq. [Hz]	2.2	2.4	2.4	2.4	2.3	2.2							
Avg. Stride Length [m]	6.5	7.4	7.5	7.3	7.3	7.2							





Horse/Jockey Name	Zelgaria
Final Rank	10
Fastest Section Time (Section)	0:10.94 (1000m)
Top Speed [km/h] (Section)	68.8 (Overall)
Race State	Finished



Eagle FarmProfessional
Race 9: LADBROKES MATES MODE POTS BENCHMARK 78
Handicap - 1200m
19 July 2025 - 16:49
Track Rating: Soft 5, Weather: Fine, Rail Position: +1m Entire



Section	Overall	1000m	800m	600m	400m	200m							
Section Times	1:12.78 [10] (0:13.36)	0:59.42 [1] (0:10.94)	0:48.48 [3] (0:11.48)	0:37.00 [3] (0:11.73)	0:25.27 [4] (0:12.01)	0:13.26 [9] (0:13.26)							
Average Speed [km/h]	54.0	66.2	63.0	61.2	59.9	54.3							
Top Speed [km/h]	68.8	68.2	64.6	62.5	62.0	57.7							
Avg. Dist. to Rail [m]	0.9	1.3	0.7	0.5	4.0	5.4							
Avg. Stride Freq. [Hz]	2.4	2.5	2.3	2.3	2.3	2.2							
Avg. Stride Length [m]	6.3	7.5	7.4	7.2	7.2	6.8							

