



## Eagle Farm Professional

### Race 1: RACECOURSE VILLAGE Maiden Plate - 1800m

23 July 2025 - 12:35



BRISBANE  
RACING CLUB

Track Rating: Soft 5, Weather: Overcast, Rail Position: +12m Entire course

Section						Overall	1600m	1400m	1200m	1000m	800m	600m	Last 600m		
Field Times						1:50.88 (0:13.84)	1:37.04 (0:11.90)	1:25.14 (0:12.36)	1:12.78 (0:12.67)	1:00.11 (0:12.66)	0:47.45 (0:12.28)	0:35.17 (0:11.84)	0:35.17		
Rank	TAB	Horse/Jockey	Barrier	Top Speed [km/h]	Fastest Section										Distance Travelled [m]
1	1	CASTERLY ROCK	2	65.6	0:11.25	1:50.88 [1]	1:36.56 [5]	1:24.65 [4]	1:12.27 [4]	0:59.64 [4]	0:47.05 [4]	0:34.96 [4]	0:34.96		
		Damien Thornton		400m	400m	(0:14.32)	(0:11.91)	(0:12.38)	(0:12.63)	(0:12.59)	(0:12.09)	(0:11.66)			
2	5	GAS BRIGADE	4	65.1	0:11.35	1:50.90 [2]	1:36.95 [2]	1:24.84 [2]	1:12.53 [2]	0:59.82 [3]	0:47.34 [2]	0:35.11 [2]	0:35.11	-6	
		Bailey Wheeler		400m	400m	(0:13.95)	(0:12.11)	(0:12.31)	(0:12.71)	(0:12.48)	(0:12.23)	(0:11.76)			
3	7	WIMOWEH	3	64.6	0:11.34	1:50.93 [3]	1:37.09 [1]	1:25.19 [1]	1:12.83 [1]	1:00.16 [1]	0:47.50 [1]	0:35.22 [1]	0:35.22	-4	
		Angela Jones		400m	400m	(0:13.84)	(0:11.90)	(0:12.36)	(0:12.67)	(0:12.66)	(0:12.28)	(0:11.84)			
4	6	ATOMIC GOZEN	5	65.6	0:11.27	1:50.97 [4]	1:36.92 [3]	1:24.78 [3]	1:12.49 [3]	0:59.90 [2]	0:47.29 [3]	0:35.06 [3]	0:35.05	+5	
		Les Tilley		400m	400m	(0:14.05)	(0:12.14)	(0:12.29)	(0:12.59)	(0:12.61)	(0:12.23)	(0:11.66)			
5	4	ORMOND ROAD	6	65.5	0:11.16	1:51.17 [5]	1:36.49 [7]	1:24.60 [7]	1:12.19 [7]	0:59.73 [6]	0:47.05 [7]	0:34.76 [7]	0:34.76	-3	
		Jake Bayliss		400m	400m	(0:14.68)	(0:11.89)	(0:12.41)	(0:12.46)	(0:12.68)	(0:12.29)	(0:11.57)			
6	2	GRAND TORINO	1	63.8	0:11.47	1:51.47 [6]	1:37.18 [4]	1:25.13 [5]	1:12.70 [5]	1:00.13 [5]	0:47.55 [5]	0:35.38 [5]	0:35.38	-2	
		Jaden Lloyd		400m	400m	(0:14.29)	(0:12.05)	(0:12.43)	(0:12.57)	(0:12.58)	(0:12.17)	(0:11.66)			
7	3	HIMEROS	7	64.8	0:11.37	1:51.63 [7]	1:37.06 [6]	1:25.16 [6]	1:12.68 [6]	1:00.16 [7]	0:47.53 [6]	0:35.44 [6]	0:35.44	+6	
		Kyle Wilson-Taylor		400m	400m	(0:14.57)	(0:11.90)	(0:12.48)	(0:12.52)	(0:12.63)	(0:12.09)	(0:11.63)			



## Eagle Farm Professional

### Race 1: RACECOURSE VILLAGE Maiden Plate - 1800m

23 July 2025 - 12:35



BRISBANE  
RACING CLUB

Track Rating: Soft 5, Weather: Overcast, Rail Position: +12m Entire course

Section		400m		200m		Last 600m			
Field Times		0:23.33 (0:11.28)		0:12.05 (0:12.05)		0:35.17			
Rank	TAB Horse/Jockey	Barrier	Top Speed [km/h]	Fastest Section	Margin		Distance Travelled [m]		
1	1 CASTERLY ROCK Damien Thornton	2	65.6 400m	0:11.25 400m	0:23.30 [4] (0:11.25)	0:12.05 [1] (0:12.05)	1:50.88	0:34.96	
2	5 GAS BRIGADE Bailey Wheeler	4	65.1 400m	0:11.35 400m	0:23.35 [2] (0:11.35)	0:12.00 [4] (0:12.00)	0.13L	0:35.11	-6
3	7 WIMOWEH Angela Jones	3	64.6 400m	0:11.34 400m	0:23.38 [1] (0:11.34)	0:12.04 [3] (0:12.04)	0.31L	0:35.22	-4
4	6 ATOMIC GOZEN Les Tilley	5	65.6 400m	0:11.27 400m	0:23.40 [3] (0:11.27)	0:12.12 [2] (0:12.12)	0.53L	0:35.05	+5
5	4 ORMOND ROAD Jake Bayliss	6	65.5 400m	0:11.16 400m	0:23.19 [7] (0:11.16)	0:12.03 [5] (0:12.03)	1.7L	0:34.76	-3
6	2 GRAND TORINO Jaden Lloyd	1	63.8 400m	0:11.47 400m	0:23.72 [5] (0:11.47)	0:12.25 [7] (0:12.25)	3.45L	0:35.38	-2
7	3 HIMEROS Kyle Wilson-Taylor	7	64.8 400m	0:11.37 400m	0:23.81 [6] (0:11.37)	0:12.44 [6] (0:12.44)	4.43L	0:35.44	+6



Horse/Jockey Name	Casterly Rock
Final Rank	1
Fastest Section Time (Section)	0:11.25 (400m)
Top Speed [km/h] (Section)	65.6 (400m)
Race State	Finished

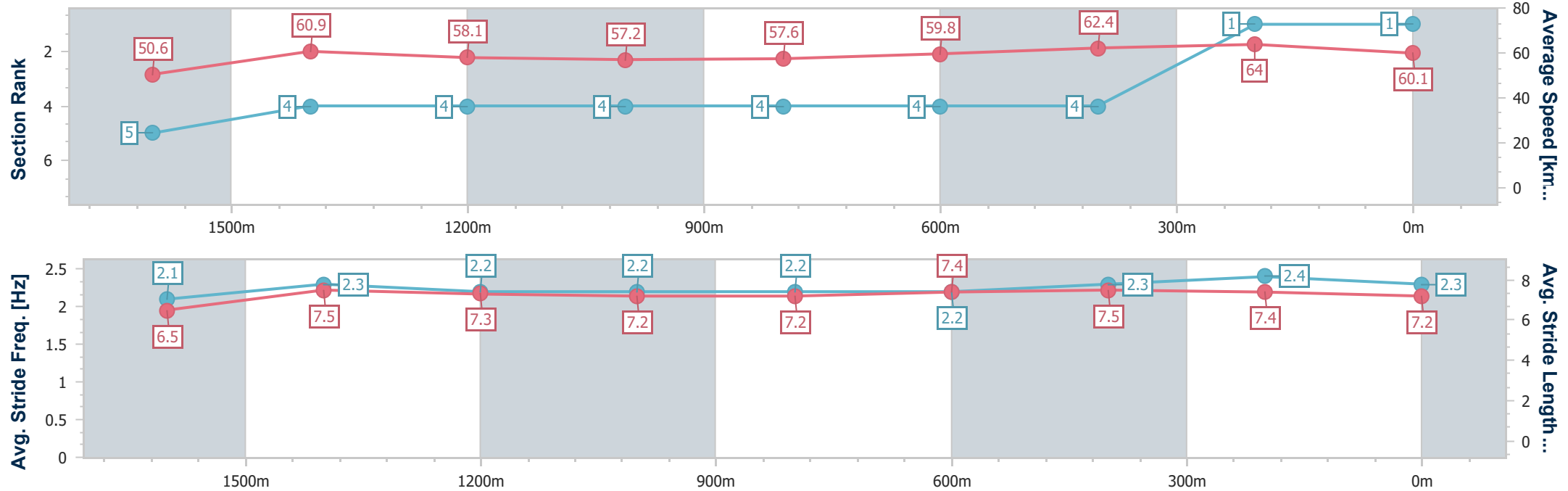


Eagle FarmProfessional  
Race 1: RACECOURSE VILLAGE Maiden Plate - 1800m



23 July 2025 - 12:35  
Track Rating: Soft 5, Weather: Overcast, Rail Position: +12m Entire course

Section	Overall	1600m	1400m	1200m	1000m	800m	600m	400m	200m				
Section Times	1:50.88 [1] (0:14.32)	1:36.56 [5] (0:11.91)	1:24.65 [4] (0:12.38)	1:12.27 [4] (0:12.63)	0:59.64 [4] (0:12.59)	0:47.05 [4] (0:12.09)	0:34.96 [4] (0:11.66)	0:23.30 [4] (0:11.25)	0:12.05 [1] (0:12.05)				
Average Speed [km/h]	50.6	60.9	58.1	57.2	57.6	59.8	62.4	64.0	60.1				
Top Speed [km/h]	61.6	62.0	59.3	58.8	58.8	61.3	63.9	65.6	62.7				
Avg. Dist. to Rail [m]	3.6	1.0	0.9	1.0	1.7	1.4	1.5	2.2	2.4				
Avg. Stride Freq. [Hz]	2.1	2.3	2.2	2.2	2.2	2.2	2.3	2.4	2.3				
Avg. Stride Length [m]	6.5	7.5	7.3	7.2	7.2	7.4	7.5	7.4	7.2				



[ ] Ranking at each section and finish  
-.-.- No data available at this section  
NA No data available



Horse/Jockey Name	Gas Brigade
Final Rank	2
Fastest Section Time (Section)	0:11.35 (400m)
Top Speed [km/h] (Section)	65.1 (400m)
Race State	Finished

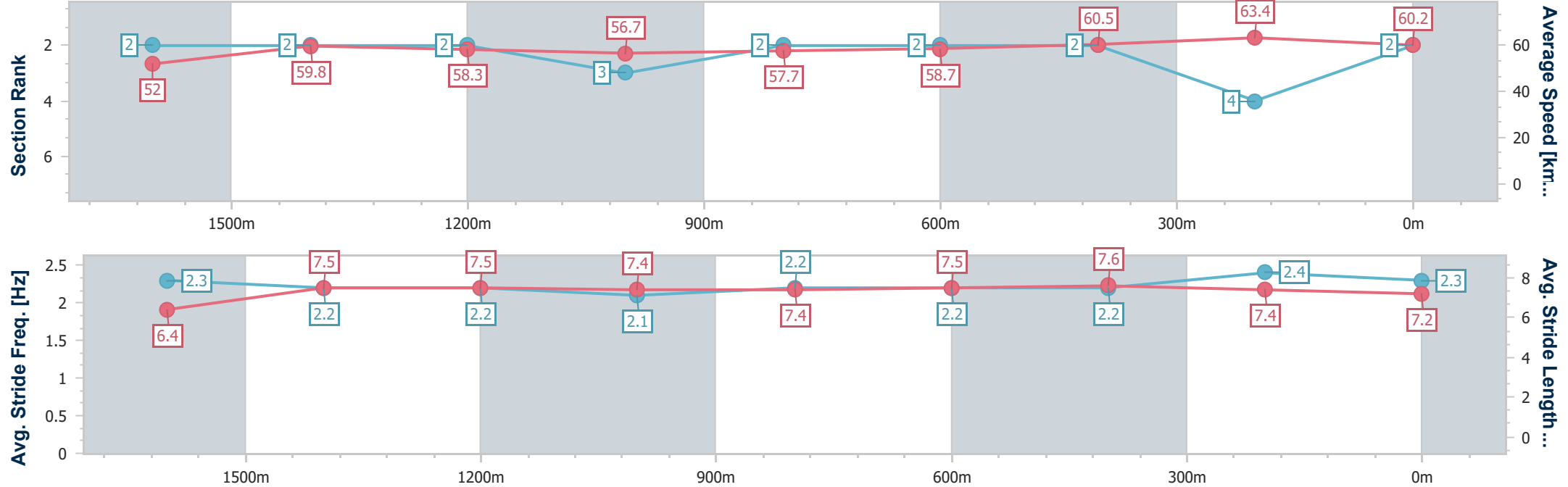


Eagle FarmProfessional  
Race 1: RACECOURSE VILLAGE Maiden Plate - 1800m



23 July 2025 - 12:35  
Track Rating: Soft 5, Weather: Overcast, Rail Position: +12m Entire course

Section	Overall	1600m	1400m	1200m	1000m	800m	600m	400m	200m				
Section Times	1:50.90 [2] (0:13.95)	1:36.95 [2] (0:12.11)	1:24.84 [2] (0:12.31)	1:12.53 [2] (0:12.71)	0:59.82 [3] (0:12.48)	0:47.34 [2] (0:12.23)	0:35.11 [2] (0:11.76)	0:23.35 [2] (0:11.35)	0:12.00 [4] (0:12.00)				
Average Speed [km/h]	52.0	59.8	58.3	56.7	57.7	58.7	60.5	63.4	60.2				
Top Speed [km/h]	61.6	61.0	59.7	58.5	58.0	59.3	63.9	65.1	62.8				
Avg. Dist. to Rail [m]	5.2	0.7	0.4	0.6	0.2	0.6	2.1	0.9	2.5				
Avg. Stride Freq. [Hz]	2.3	2.2	2.2	2.1	2.2	2.2	2.2	2.4	2.3				
Avg. Stride Length [m]	6.4	7.5	7.5	7.4	7.4	7.5	7.6	7.4	7.2				



[ ] Ranking at each section and finish  
-.-.- No data available at this section  
NA No data available



Horse/Jockey Name	Wimoweh
Final Rank	3
Fastest Section Time (Section)	0:11.34 (400m)
Top Speed [km/h] (Section)	64.6 (400m)
Race State	Finished

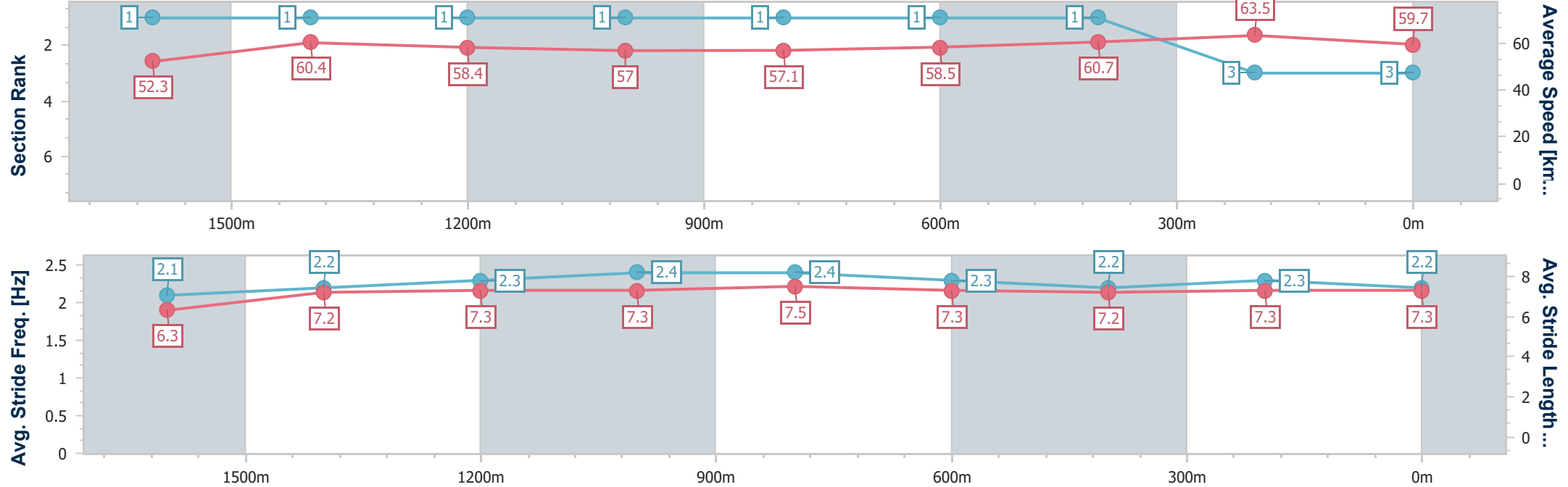


Eagle FarmProfessional  
Race 1: RACECOURSE VILLAGE Maiden Plate - 1800m



23 July 2025 - 12:35  
Track Rating: Soft 5, Weather: Overcast, Rail Position: +12m Entire course

Section	Overall	1600m	1400m	1200m	1000m	800m	600m	400m	200m				
Section Times	1:50.93 [3] (0:13.84)	1:37.09 [1] (0:11.90)	1:25.19 [1] (0:12.36)	1:12.83 [1] (0:12.67)	1:00.16 [1] (0:12.66)	0:47.50 [1] (0:12.28)	0:35.22 [1] (0:11.84)	0:23.38 [1] (0:11.34)	0:12.04 [3] (0:12.04)				
Average Speed [km/h]	52.3	60.4	58.4	57.0	57.1	58.5	60.7	63.5	59.7				
Top Speed [km/h]	62.2	62.1	59.2	58.2	58.4	59.4	62.6	64.6	62.0				
Avg. Dist. to Rail [m]	3.3	0.3	1.6	1.6	1.0	0.6	1.0	0.6	0.3				
Avg. Stride Freq. [Hz]	2.1	2.2	2.3	2.4	2.4	2.3	2.2	2.3	2.2				
Avg. Stride Length [m]	6.3	7.2	7.3	7.3	7.5	7.3	7.2	7.3	7.3				



[ ] Ranking at each section and finish  
-.-.- No data available at this section  
NA No data available



Horse/Jockey Name	Atomic Gozen
Final Rank	4
Fastest Section Time (Section)	0:11.27 (400m)
Top Speed [km/h] (Section)	65.6 (400m)
Race State	Finished

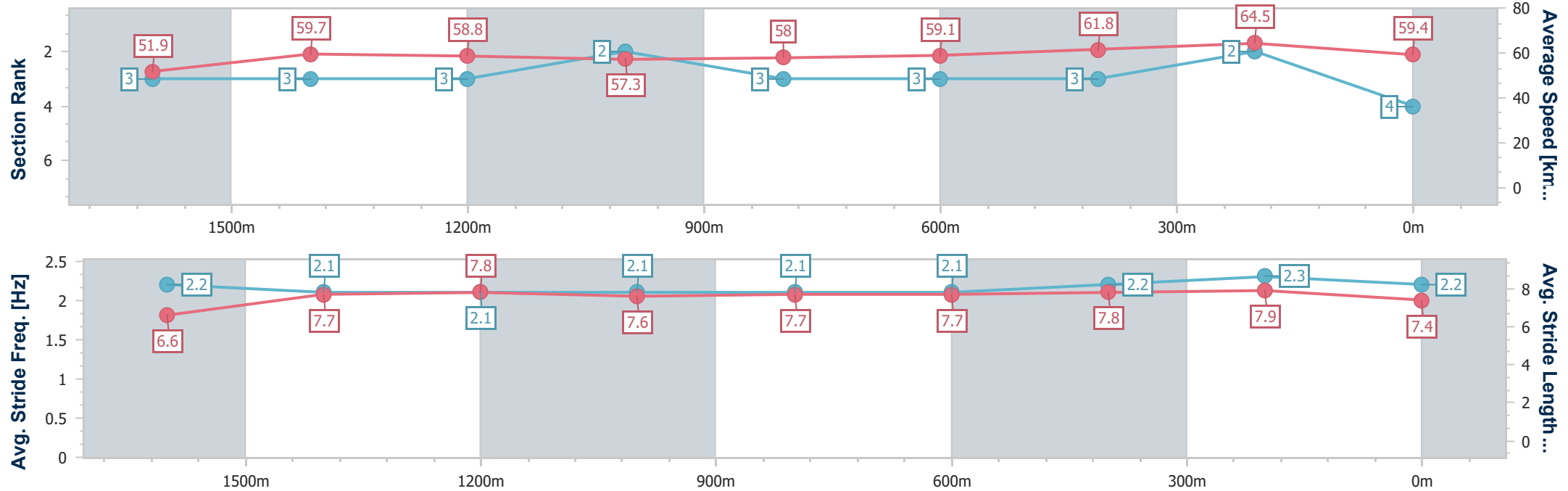


Eagle FarmProfessional  
Race 1: RACECOURSE VILLAGE Maiden Plate - 1800m



23 July 2025 - 12:35  
Track Rating: Soft 5, Weather: Overcast, Rail Position: +12m Entire course

Section	Overall	1600m	1400m	1200m	1000m	800m	600m	400m	200m				
Section Times	1:50.97 [4] (0:14.05)	1:36.92 [3] (0:12.14)	1:24.78 [3] (0:12.29)	1:12.49 [3] (0:12.59)	0:59.90 [2] (0:12.61)	0:47.29 [3] (0:12.23)	0:35.06 [3] (0:11.66)	0:23.40 [3] (0:11.27)	0:12.12 [2] (0:12.12)				
Average Speed [km/h]	51.9	59.7	58.8	57.3	58.0	59.1	61.8	64.5	59.4				
Top Speed [km/h]	61.9	61.9	60.9	59.0	60.2	60.2	64.5	65.6	62.4				
Avg. Dist. to Rail [m]	6.0	1.9	2.6	4.1	2.5	2.2	1.0	2.2	2.4				
Avg. Stride Freq. [Hz]	2.2	2.1	2.1	2.1	2.1	2.1	2.2	2.3	2.2				
Avg. Stride Length [m]	6.6	7.7	7.8	7.6	7.7	7.7	7.8	7.9	7.4				



[ ] Ranking at each section and finish  
- - - - - No data available at this section  
NA No data available



Horse/Jockey Name	Ormond Road
Final Rank	5
Fastest Section Time (Section)	0:11.16 (400m)
Top Speed [km/h] (Section)	65.5 (400m)
Race State	Finished



Eagle FarmProfessional

Race 1: RACECOURSE VILLAGE Maiden Plate - 1800m

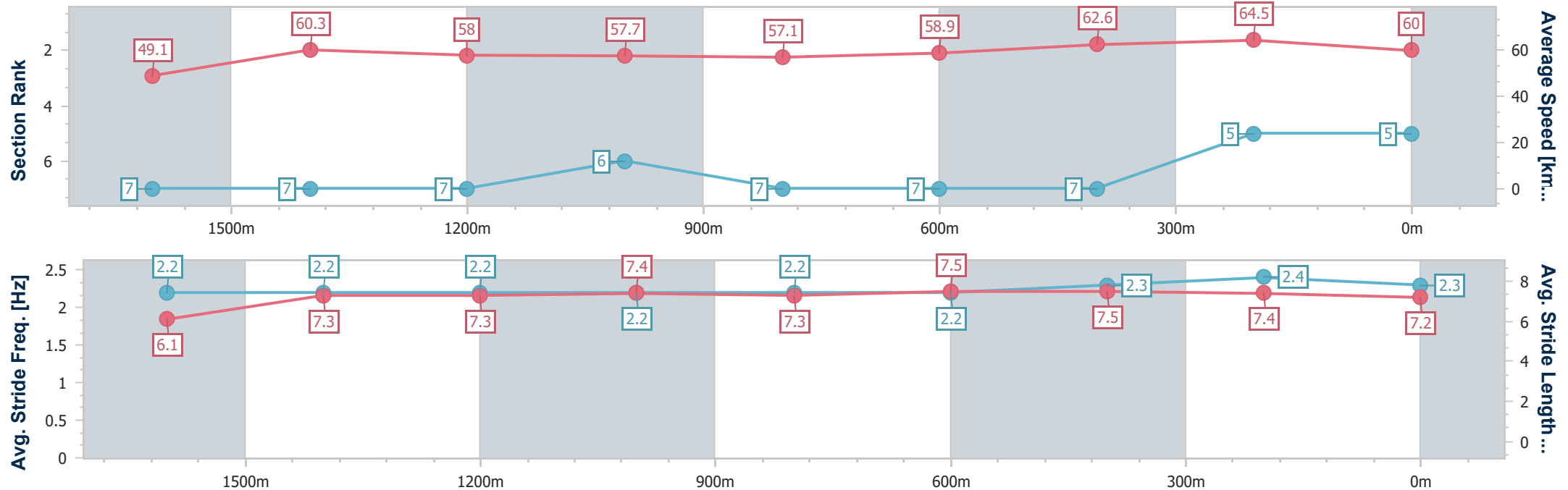
23 July 2025 - 12:35

Track Rating: Soft 5, Weather: Overcast, Rail Position: +12m Entire course



BRISBANE  
RACING CLUB

Section	Overall	1600m	1400m	1200m	1000m	800m	600m	400m	200m				
Section Times	1:51.17 [5] (0:14.68)	1:36.49 [7] (0:11.89)	1:24.60 [7] (0:12.41)	1:12.19 [7] (0:12.46)	0:59.73 [6] (0:12.68)	0:47.05 [7] (0:12.29)	0:34.76 [7] (0:11.57)	0:23.19 [7] (0:11.16)	0:12.03 [5] (0:12.03)				
Average Speed [km/h]	49.1	60.3	58.0	57.7	57.1	58.9	62.6	64.5	60.0				
Top Speed [km/h]	60.9	62.5	58.8	59.0	58.3	60.8	65.2	65.5	63.1				
Avg. Dist. to Rail [m]	4.4	1.5	0.5	0.6	1.1	0.9	0.9	4.3	6.2				
Avg. Stride Freq. [Hz]	2.2	2.2	2.2	2.2	2.2	2.2	2.3	2.4	2.3				
Avg. Stride Length [m]	6.1	7.3	7.3	7.4	7.3	7.5	7.5	7.4	7.2				





Horse/Jockey Name	Grand Torino
Final Rank	6
Fastest Section Time (Section)	0:11.47 (400m)
Top Speed [km/h] (Section)	63.8 (400m)
Race State	Finished



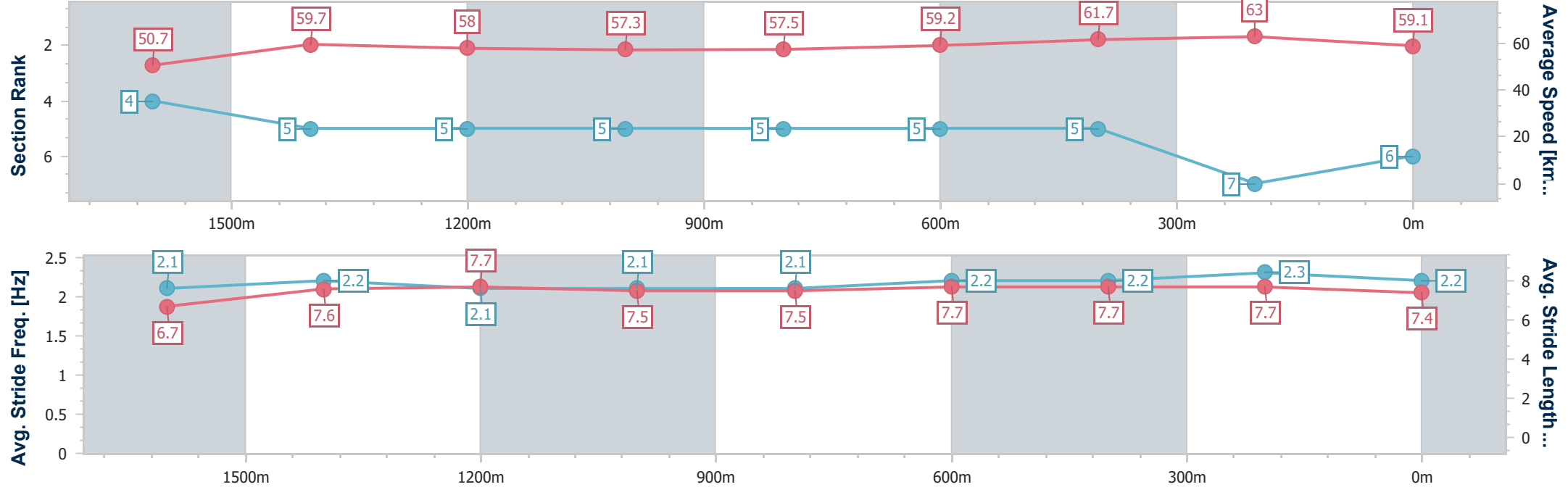
Eagle FarmProfessional  
Race 1: RACECOURSE VILLAGE Maiden Plate - 1800m



23 July 2025 - 12:35  
Track Rating: Soft 5, Weather: Overcast, Rail Position: +12m Entire course

BRISBANE  
RACING CLUB

Section	Overall	1600m	1400m	1200m	1000m	800m	600m	400m	200m				
Section Times	1:51.47 [6] (0:14.29)	1:37.18 [4] (0:12.05)	1:25.13 [5] (0:12.43)	1:12.70 [5] (0:12.57)	1:00.13 [5] (0:12.58)	0:47.55 [5] (0:12.17)	0:35.38 [5] (0:11.66)	0:23.72 [5] (0:11.47)	0:12.25 [7] (0:12.25)				
Average Speed [km/h]	50.7	59.7	58.0	57.3	57.5	59.2	61.7	63.0	59.1				
Top Speed [km/h]	61.3	61.3	59.3	58.3	59.0	60.7	63.4	63.8	61.3				
Avg. Dist. to Rail [m]	3.3	0.5	0.9	1.6	1.1	0.3	0.4	2.3	2.5				
Avg. Stride Freq. [Hz]	2.1	2.2	2.1	2.1	2.1	2.2	2.2	2.3	2.2				
Avg. Stride Length [m]	6.7	7.6	7.7	7.5	7.5	7.7	7.7	7.7	7.4				







Horse/Jockey Name	Himeros
Final Rank	7
Fastest Section Time (Section)	0:11.37 (400m)
Top Speed [km/h] (Section)	64.8 (400m)
Race State	Finished

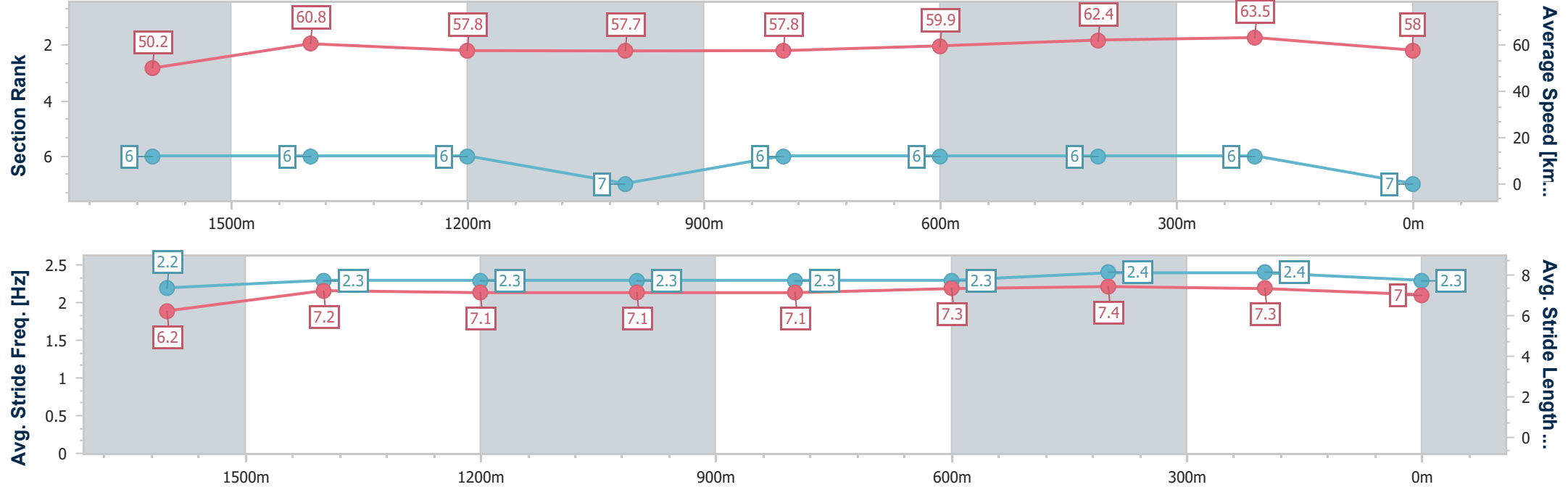


Eagle FarmProfessional  
Race 1: RACECOURSE VILLAGE Maiden Plate - 1800m



23 July 2025 - 12:35  
Track Rating: Soft 5, Weather: Overcast, Rail Position: +12m Entire course

Section	Overall	1600m	1400m	1200m	1000m	800m	600m	400m	200m				
Section Times	1:51.63 [7] (0:14.57)	1:37.06 [6] (0:11.90)	1:25.16 [6] (0:12.48)	1:12.68 [6] (0:12.52)	1:00.16 [7] (0:12.63)	0:47.53 [6] (0:12.09)	0:35.44 [6] (0:11.63)	0:23.81 [6] (0:11.37)	0:12.44 [6] (0:12.44)				
Average Speed [km/h]	50.2	60.8	57.8	57.7	57.8	59.9	62.4	63.5	58.0				
Top Speed [km/h]	61.5	62.8	58.4	58.6	58.5	61.6	64.2	64.8	61.6				
Avg. Dist. to Rail [m]	6.5	1.7	2.5	2.9	3.1	1.5	1.7	3.0	3.8				
Avg. Stride Freq. [Hz]	2.2	2.3	2.3	2.3	2.3	2.3	2.4	2.4	2.3				
Avg. Stride Length [m]	6.2	7.2	7.1	7.1	7.1	7.3	7.4	7.3	7.0				



[ ] Ranking at each section and finish  
-.-.- No data available at this section  
NA No data available



# Eagle Farm Professional

## Race 2: MEKKA RACEDAY 16 AUGUST Maiden Plate - 1000m

23 July 2025 - 13:08



BRISBANE  
RACING CLUB

Track Rating: Soft 5, Weather: Overcast, Rail Position: +12m Entire course

Section						Overall	800m	600m	400m	200m	Last 600m		
Field Times						0:56.82 (0:13.33)	0:43.49 (0:10.75)	0:32.74 (0:10.81)	0:21.93 (0:10.56)	0:11.37 (0:11.37)	0:32.74		
Rank	TAB	Horse/Jockey	Barrier	Top Speed [km/h]	Fastest Section						Margin		
1	3	YOYO YEEZY	3	69.2	0:10.56	0:56.82 [1]	0:43.49 [1]	0:32.74 [1]	0:21.93 [1]	0:11.37 [1]	0:56.82	0:32.74	
		Damien Thornton		400m	400m	(0:13.33)	(0:10.75)	(0:10.81)	(0:10.56)	(0:11.37)			
2	9	CRYPTIC BEAUTY	7	69.2	0:10.61	0:57.35 [2]	0:43.92 [2]	0:33.08 [2]	0:22.21 [2]	0:11.60 [2]	3.14L	0:33.08 +0	
		Angela Jones		400m	400m	(0:13.43)	(0:10.84)	(0:10.87)	(0:10.61)	(0:11.60)			
3	6	EQUINE ART	4	67.9	0:10.75	0:57.85 [3]	0:44.26 [3]	0:33.41 [3]	0:22.66 [3]	0:11.85 [3]	6.07L	0:33.41 +2	
		Luke Dempsey		600m	600m	(0:13.59)	(0:10.85)	(0:10.75)	(0:10.81)	(0:11.85)			
4	8	IMMEDIATE	9	68.0	0:10.74	0:58.05 [4]	0:44.24 [5]	0:33.50 [5]	0:22.76 [4]	0:11.84 [4]	7.25L	0:33.50 +6	
		Emily Lang		800m	800m	(0:13.81)	(0:10.74)	(0:10.74)	(0:10.92)	(0:11.84)			
5	2	NORTHERN EAGLE	5	68.8	0:10.80	0:58.44 [5]	0:44.60 [6]	0:33.80 [6]	0:22.99 [6]	0:12.15 [5]	9.52L	0:33.80 +5	
		Kyle Wilson-Taylor		800m	800m	(0:13.84)	(0:10.80)	(0:10.81)	(0:10.84)	(0:12.15)			
6	1	HE IS THE KISS	6	68.7	0:10.67	0:58.44 [6]	0:44.34 [8]	0:33.67 [8]	0:22.72 [9]	0:11.85 [8]	9.56L	0:33.67 +2	
		Courtney Bellamy		800m	800m	(0:14.10)	(0:10.67)	(0:10.95)	(0:10.87)	(0:11.85)			
7	10	I'LLTELLYOUTONIGHT	2	68.4	0:10.74	0:58.63 [7]	0:44.68 [7]	0:33.94 [7]	0:23.08 [7]	0:12.07 [6]	10.65L	0:33.94 +1	
		Georgina Cartwright		Overall	800m	(0:13.95)	(0:10.74)	(0:10.86)	(0:11.01)	(0:12.07)			
8	7	MAGICAL EYE	1	67.7	0:10.76	0:59.27 [8]	0:45.51 [4]	0:34.75 [4]	0:23.88 [5]	0:12.68 [7]	14.41L	0:34.75 +0	
		Taylor Marshall		800m	800m	(0:13.76)	(0:10.76)	(0:10.87)	(0:11.20)	(0:12.68)			
9	4	ATLANTIC LACE	8	69.4	0:10.58	0:59.49 [9]	0:45.24 [9]	0:34.66 [9]	0:23.79 [8]	0:12.79 [9]	15.73L	0:34.66 +2	
		Brendon Newport		800m	800m	(0:14.25)	(0:10.58)	(0:10.87)	(0:11.00)	(0:12.79)			

Scratched: Clodhna Maeve (#5)



Horse/Jockey Name	Yoyo Yeezy
Final Rank	1
Fastest Section Time (Section)	0:10.56 (400m)
Top Speed [km/h] (Section)	69.2 (400m)
Race State	Finished

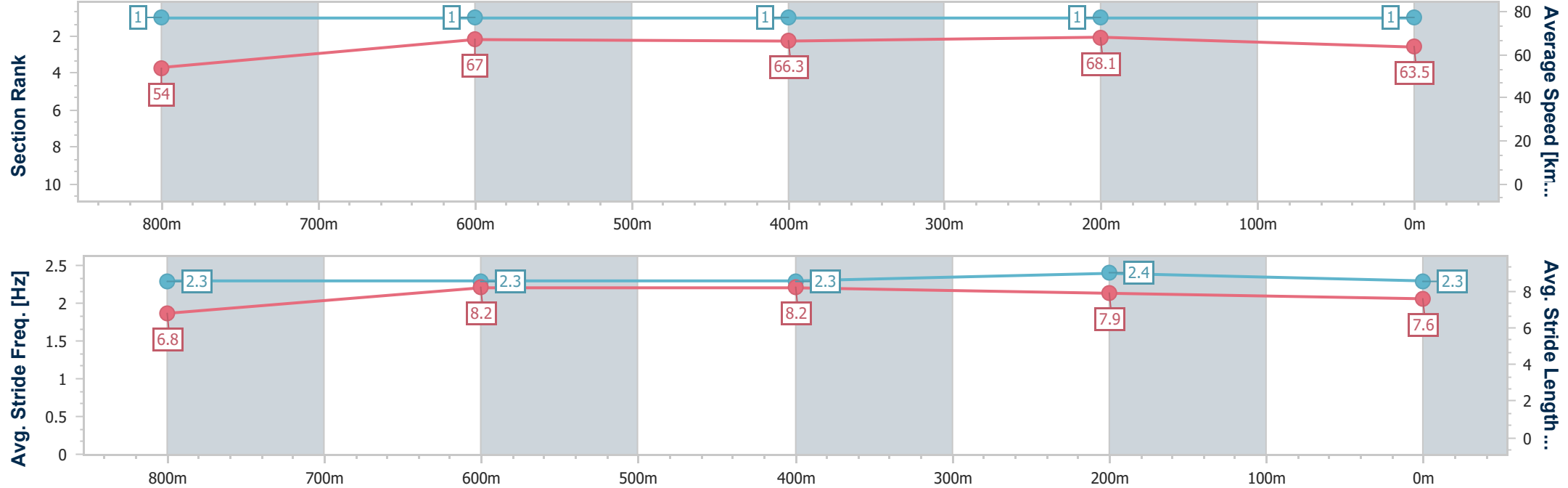


Eagle FarmProfessional  
Race 2: MEKKA RACEDAY 16 AUGUST Maiden Plate - 1000m  
23 July 2025 - 13:08  
Track Rating: Soft 5, Weather: Overcast, Rail Position: +12m Entire course



BRISBANE  
RACING CLUB

Section	Overall	800m	600m	400m	200m										
Section Times	0:56.82 [1] (0:13.33)	0:43.49 [1] (0:10.75)	0:32.74 [1] (0:10.81)	0:21.93 [1] (0:10.56)	0:11.37 [1] (0:11.37)										
Average Speed [km/h]	54.0	67.0	66.3	68.1	63.5										
Top Speed [km/h]	68.1	68.0	67.0	69.2	66.7										
Avg. Dist. to Rail [m]	1.2	0.3	0.9	0.1	0.5										
Avg. Stride Freq. [Hz]	2.3	2.3	2.3	2.4	2.3										
Avg. Stride Length [m]	6.8	8.2	8.2	7.9	7.6										





Horse/Jockey Name	Cryptic Beauty
Final Rank	2
Fastest Section Time (Section)	0:10.61 (400m)
Top Speed [km/h] (Section)	69.2 (400m)
Race State	Finished



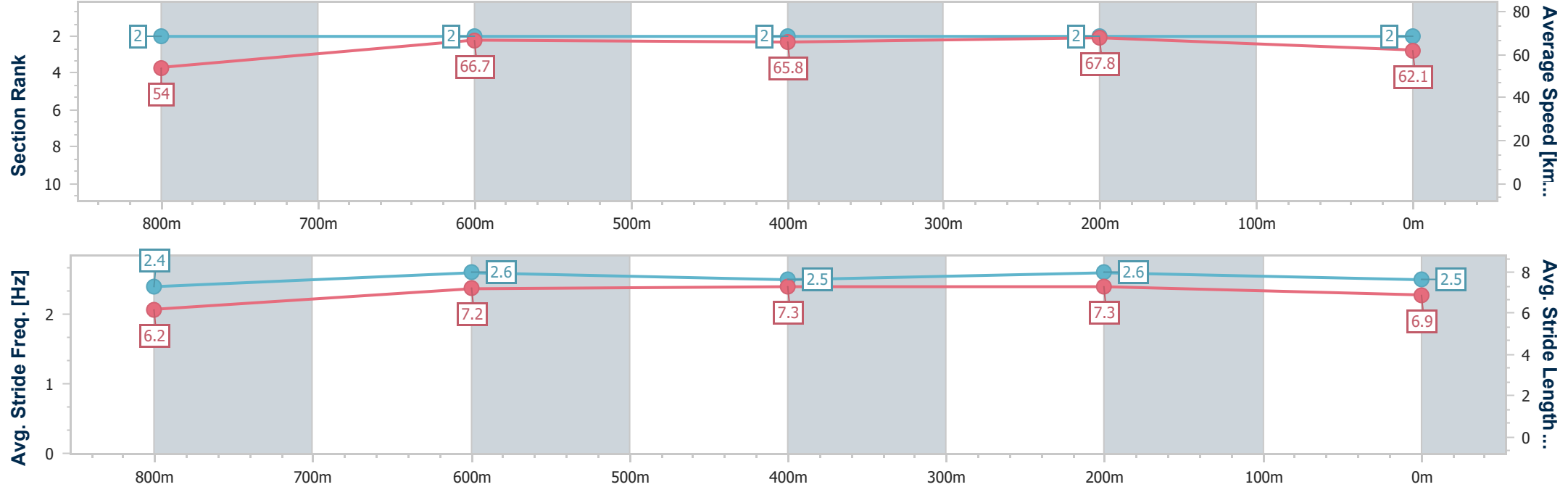
Eagle FarmProfessional  
Race 2: MEKKA RACEDAY 16 AUGUST Maiden Plate - 1000m



23 July 2025 - 13:08  
Track Rating: Soft 5, Weather: Overcast, Rail Position: +12m Entire course

BRISBANE  
RACING CLUB

Section	Overall	800m	600m	400m	200m										
Section Times	0:57.35 [2] (0:13.43)	0:43.92 [2] (0:10.84)	0:33.08 [2] (0:10.87)	0:22.21 [2] (0:10.61)	0:11.60 [2] (0:11.60)										
Average Speed [km/h]	54.0	66.7	65.8	67.8	62.1										
Top Speed [km/h]	67.3	68.6	67.1	69.2	65.9										
Avg. Dist. to Rail [m]	4.5	0.9	1.2	0.4	0.6										
Avg. Stride Freq. [Hz]	2.4	2.6	2.5	2.6	2.5										
Avg. Stride Length [m]	6.2	7.2	7.3	7.3	6.9										





Horse/Jockey Name	Equine Art
Final Rank	3
Fastest Section Time (Section)	0:10.75 (600m)
Top Speed [km/h] (Section)	67.9 (600m)
Race State	Finished

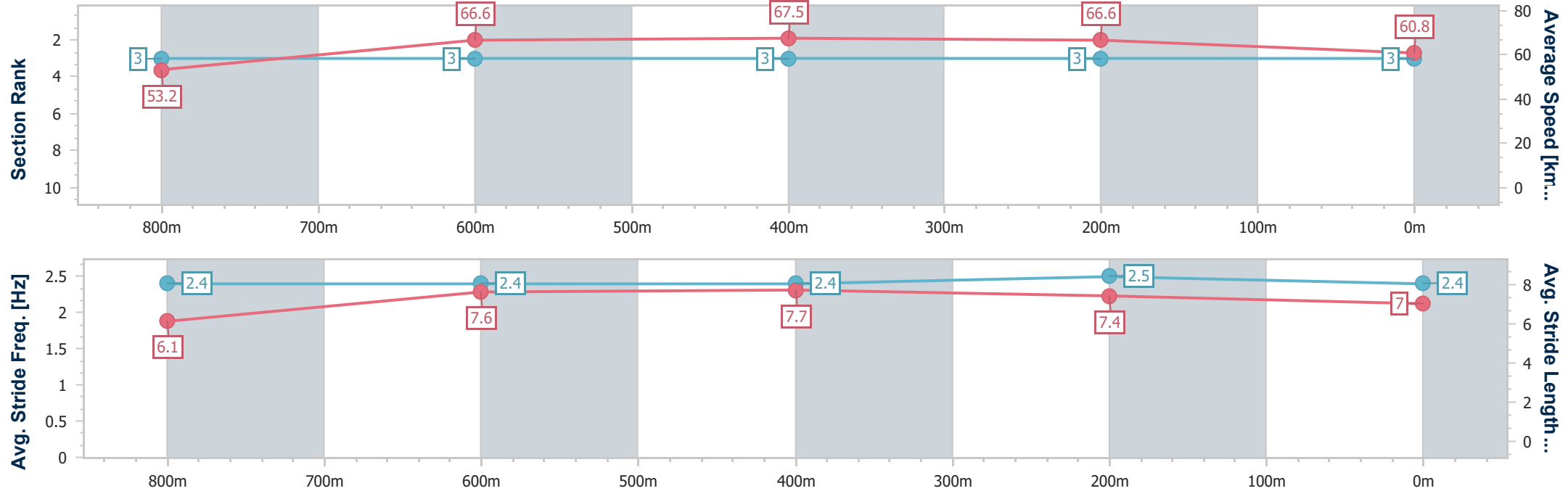


Eagle FarmProfessional  
Race 2: MEKKA RACEDAY 16 AUGUST Maiden Plate - 1000m  
23 July 2025 - 13:08  
Track Rating: Soft 5, Weather: Overcast, Rail Position: +12m Entire course



BRISBANE  
RACING CLUB

Section	Overall	800m	600m	400m	200m										
Section Times	0:57.85 [3] (0:13.59)	0:44.26 [3] (0:10.85)	0:33.41 [3] (0:10.75)	0:22.66 [3] (0:10.81)	0:11.85 [3] (0:11.85)										
Average Speed [km/h]	53.2	66.6	67.5	66.6	60.8										
Top Speed [km/h]	67.5	67.1	67.9	67.7	65.3										
Avg. Dist. to Rail [m]	2.3	0.9	0.9	1.4	0.6										
Avg. Stride Freq. [Hz]	2.4	2.4	2.4	2.5	2.4										
Avg. Stride Length [m]	6.1	7.6	7.7	7.4	7.0										





Horse/Jockey Name	Immediate
Final Rank	4
Fastest Section Time (Section)	0:10.74 (800m)
Top Speed [km/h] (Section)	68.0 (800m)
Race State	Finished

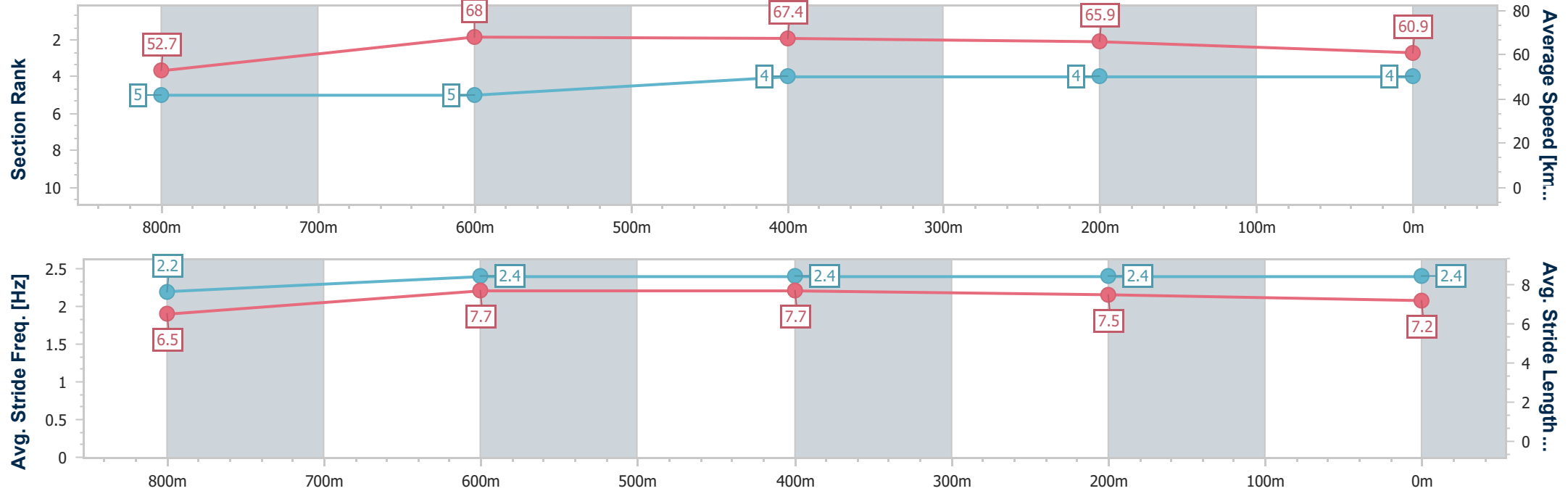


Eagle FarmProfessional  
Race 2: MEKKA RACEDAY 16 AUGUST Maiden Plate - 1000m  
23 July 2025 - 13:08  
Track Rating: Soft 5, Weather: Overcast, Rail Position: +12m Entire course



BRISBANE  
RACING CLUB

Section	Overall	800m	600m	400m	200m														
Section Times	0:58.05 [4] (0:13.81)	0:44.24 [5] (0:10.74)	0:33.50 [5] (0:10.74)	0:22.76 [4] (0:10.92)	0:11.84 [4] (0:11.84)														
Average Speed [km/h]	52.7	68.0	67.4	65.9	60.9														
Top Speed [km/h]	67.9	68.0	67.7	67.5	64.2														
Avg. Dist. to Rail [m]	6.0	2.8	1.8	3.8	3.7														
Avg. Stride Freq. [Hz]	2.2	2.4	2.4	2.4	2.4														
Avg. Stride Length [m]	6.5	7.7	7.7	7.5	7.2														



[ ] Ranking at each section and finish  
-.-.- No data available at this section  
NA No data available



Horse/Jockey Name	Northern Eagle
Final Rank	5
Fastest Section Time (Section)	0:10.80 (800m)
Top Speed [km/h] (Section)	68.8 (800m)
Race State	Finished

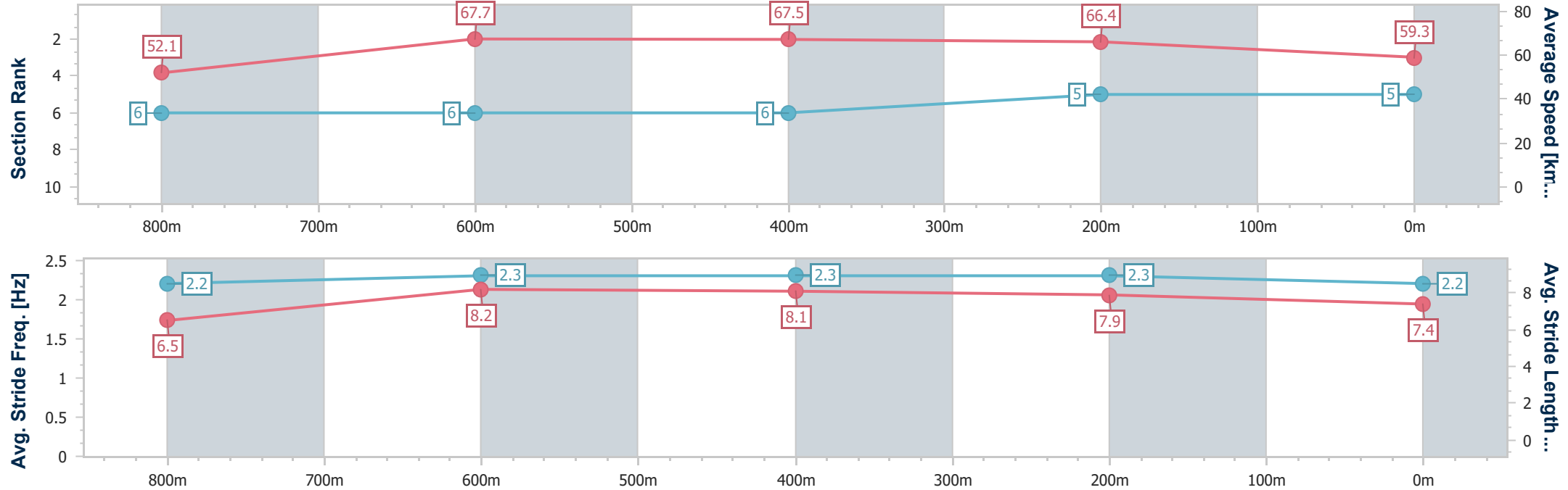


Eagle FarmProfessional  
Race 2: MEKKA RACEDAY 16 AUGUST Maiden Plate - 1000m  
23 July 2025 - 13:08  
Track Rating: Soft 5, Weather: Overcast, Rail Position: +12m Entire course



BRISBANE  
RACING CLUB

Section	Overall	800m	600m	400m	200m														
Section Times	0:58.44 [5] (0:13.84)	0:44.60 [6] (0:10.80)	0:33.80 [6] (0:10.81)	0:22.99 [6] (0:10.84)	0:12.15 [5] (0:12.15)														
Average Speed [km/h]	52.1	67.7	67.5	66.4	59.3														
Top Speed [km/h]	68.8	68.8	68.2	68.6	62.5														
Avg. Dist. to Rail [m]	1.9	2.6	3.5	5.4	2.6														
Avg. Stride Freq. [Hz]	2.2	2.3	2.3	2.3	2.2														
Avg. Stride Length [m]	6.5	8.2	8.1	7.9	7.4														





Horse/Jockey Name	He Is The Kiss
Final Rank	6
Fastest Section Time (Section)	0:10.67 (800m)
Top Speed [km/h] (Section)	68.7 (800m)
Race State	Finished



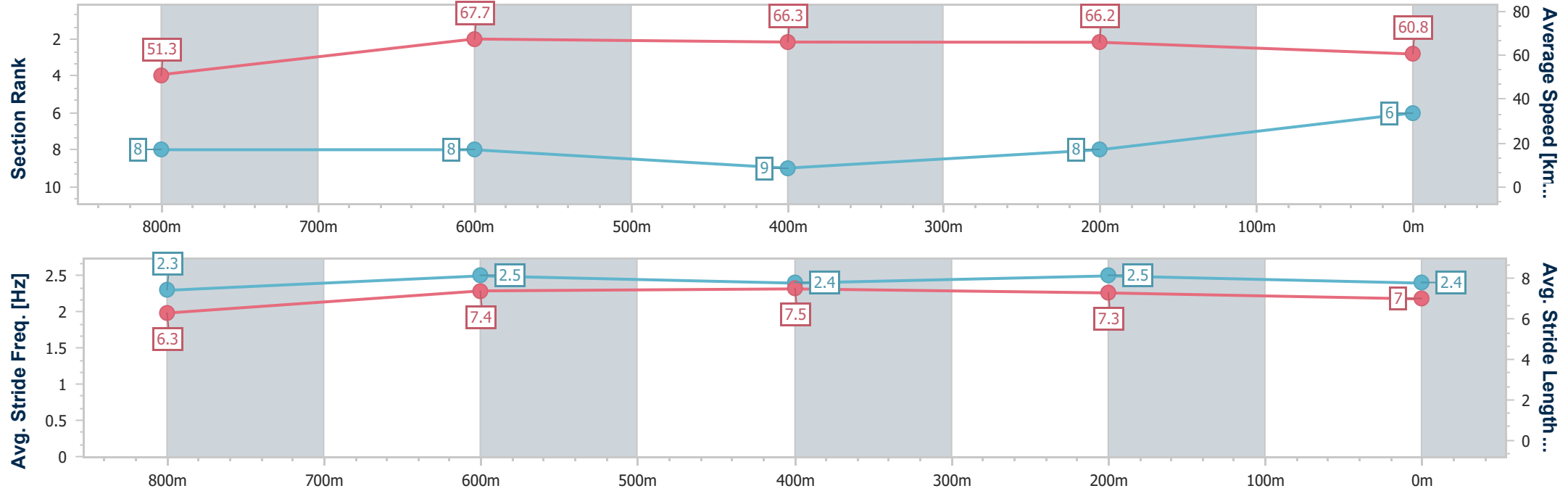
Eagle FarmProfessional  
Race 2: MEKKA RACEDAY 16 AUGUST Maiden Plate - 1000m



23 July 2025 - 13:08  
Track Rating: Soft 5, Weather: Overcast, Rail Position: +12m Entire course

BRISBANE  
RACING CLUB

Section	Overall	800m	600m	400m	200m														
Section Times	0:58.44 [6] (0:14.10)	0:44.34 [8] (0:10.67)	0:33.67 [8] (0:10.95)	0:22.72 [9] (0:10.87)	0:11.85 [8] (0:11.85)														
Average Speed [km/h]	51.3	67.7	66.3	66.2	60.8														
Top Speed [km/h]	67.5	68.7	67.8	67.9	63.6														
Avg. Dist. to Rail [m]	2.9	1.8	1.0	1.9	2.3														
Avg. Stride Freq. [Hz]	2.3	2.5	2.4	2.5	2.4														
Avg. Stride Length [m]	6.3	7.4	7.5	7.3	7.0														







Horse/Jockey Name	I'lltellyoutonight
Final Rank	7
Fastest Section Time (Section)	0:10.74 (800m)
Top Speed [km/h] (Section)	68.4 (Overall)
Race State	Finished



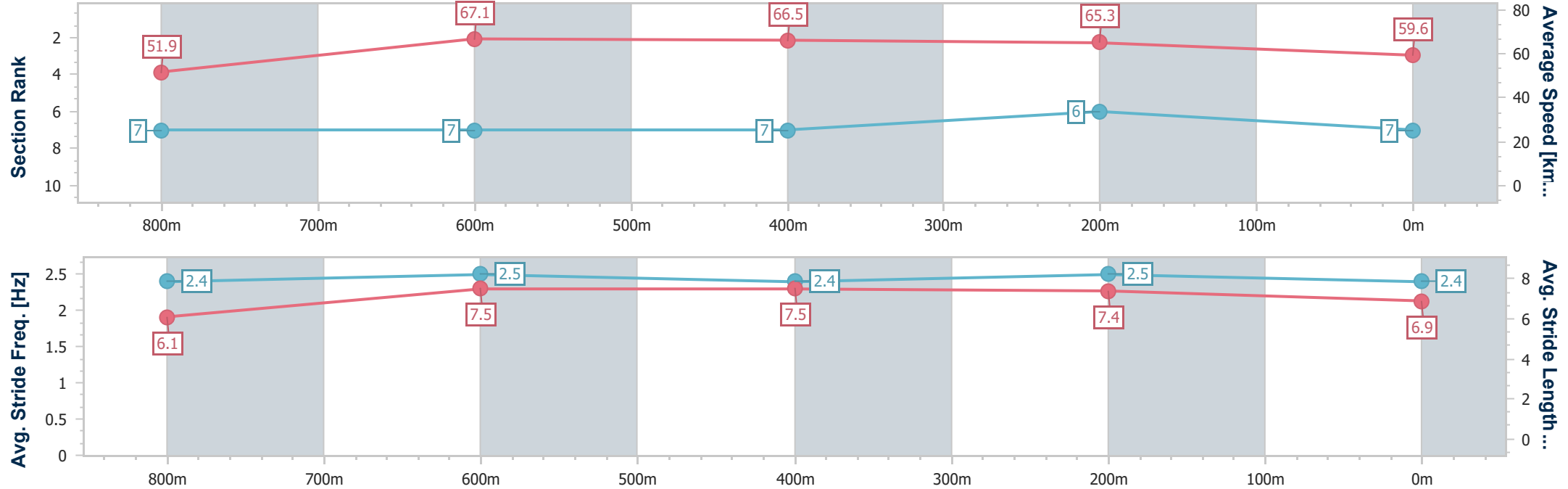
Eagle FarmProfessional  
Race 2: MEKKA RACEDAY 16 AUGUST Maiden Plate - 1000m



23 July 2025 - 13:08  
Track Rating: Soft 5, Weather: Overcast, Rail Position: +12m Entire course

BRISBANE  
RACING CLUB

Section	Overall	800m	600m	400m	200m									
Section Times	0:58.63 [7] (0:13.95)	0:44.68 [7] (0:10.74)	0:33.94 [7] (0:10.86)	0:23.08 [7] (0:11.01)	0:12.07 [6] (0:12.07)									
Average Speed [km/h]	51.9	67.1	66.5	65.3	59.6									
Top Speed [km/h]	68.4	67.7	67.2	67.0	64.0									
Avg. Dist. to Rail [m]	0.9	0.5	0.5	0.4	0.9									
Avg. Stride Freq. [Hz]	2.4	2.5	2.4	2.5	2.4									
Avg. Stride Length [m]	6.1	7.5	7.5	7.4	6.9									





Horse/Jockey Name	Magical Eye
Final Rank	8
Fastest Section Time (Section)	0:10.76 (800m)
Top Speed [km/h] (Section)	67.7 (800m)
Race State	Finished



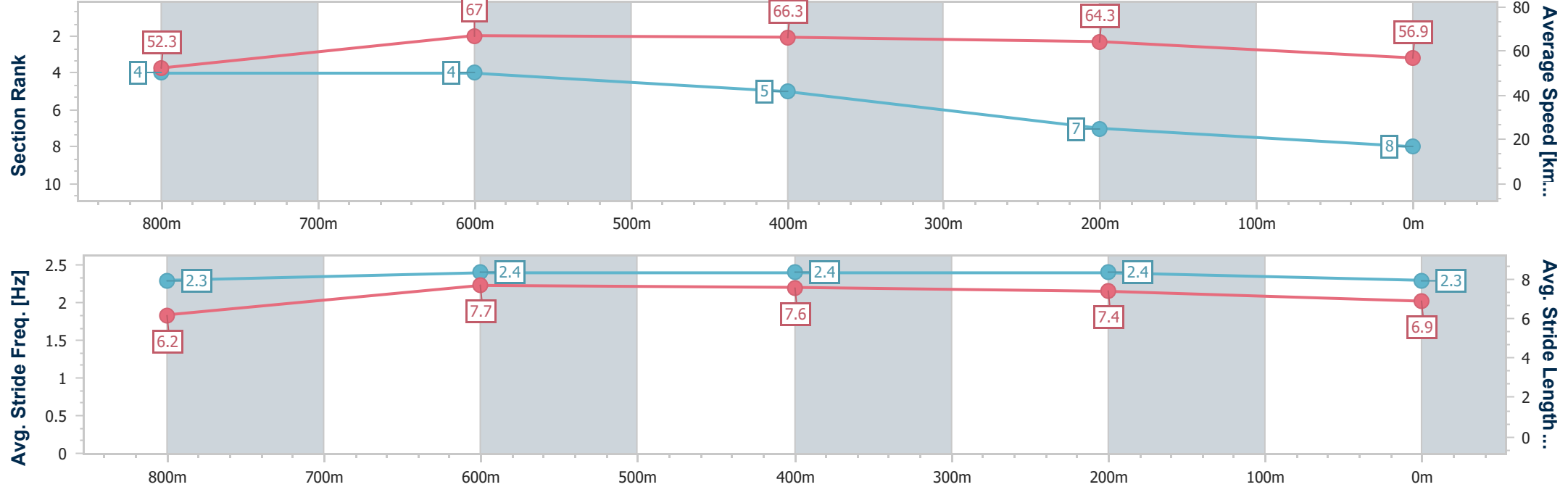
Eagle FarmProfessional  
Race 2: MEKKA RACEDAY 16 AUGUST Maiden Plate - 1000m



23 July 2025 - 13:08  
Track Rating: Soft 5, Weather: Overcast, Rail Position: +12m Entire course

BRISBANE  
RACING CLUB

Section	Overall	800m	600m	400m	200m														
Section Times	0:59.27 [8] (0:13.76)	0:45.51 [4] (0:10.76)	0:34.75 [4] (0:10.87)	0:23.88 [5] (0:11.20)	0:12.68 [7] (0:12.68)														
Average Speed [km/h]	52.3	67.0	66.3	64.3	56.9														
Top Speed [km/h]	67.3	67.7	67.0	67.2	60.9														
Avg. Dist. to Rail [m]	0.7	0.3	0.5	0.9	0.8														
Avg. Stride Freq. [Hz]	2.3	2.4	2.4	2.4	2.3														
Avg. Stride Length [m]	6.2	7.7	7.6	7.4	6.9														





Horse/Jockey Name	Atlantic Lace
Final Rank	9
Fastest Section Time (Section)	0:10.58 (800m)
Top Speed [km/h] (Section)	69.4 (800m)
Race State	Finished



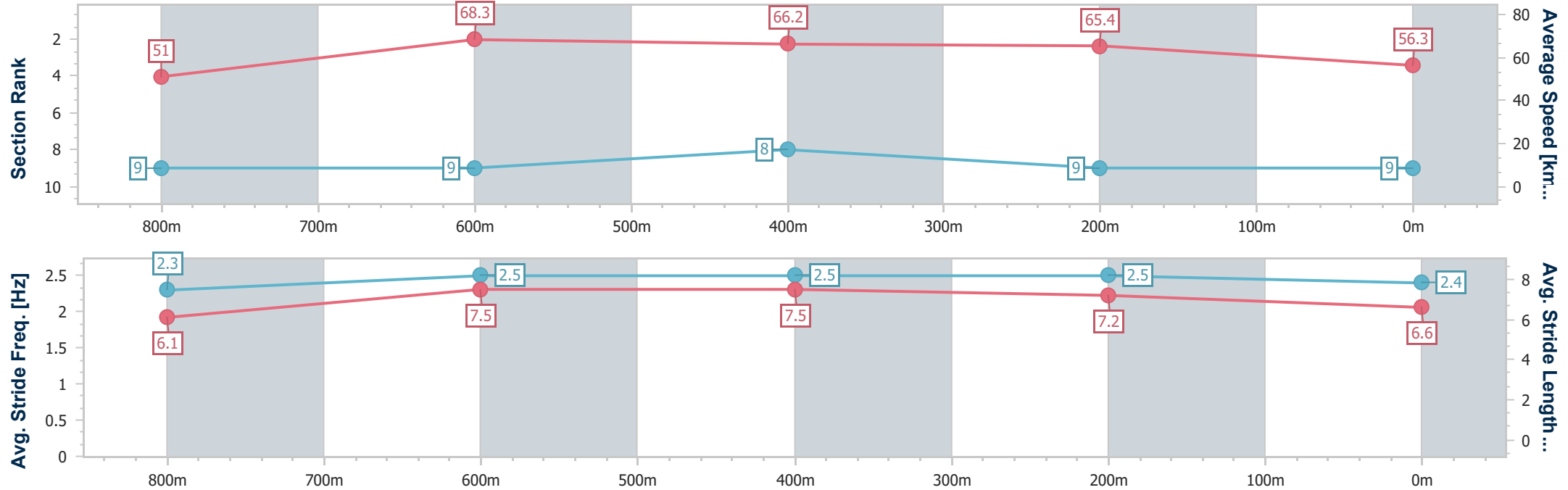
Eagle FarmProfessional  
Race 2: MEKKA RACEDAY 16 AUGUST Maiden Plate - 1000m



23 July 2025 - 13:08  
Track Rating: Soft 5, Weather: Overcast, Rail Position: +12m Entire course

BRISBANE  
RACING CLUB

Section	Overall	800m	600m	400m	200m										
Section Times	0:59.49 [9] (0:14.25)	0:45.24 [9] (0:10.58)	0:34.66 [9] (0:10.87)	0:23.79 [8] (0:11.00)	0:12.79 [9] (0:12.79)										
Average Speed [km/h]	51.0	68.3	66.2	65.4	56.3										
Top Speed [km/h]	68.4	69.4	66.8	67.1	61.8										
Avg. Dist. to Rail [m]	4.0	1.3	0.4	2.9	3.0										
Avg. Stride Freq. [Hz]	2.3	2.5	2.5	2.5	2.4										
Avg. Stride Length [m]	6.1	7.5	7.5	7.2	6.6										





## Eagle Farm Professional

### Race 3: GALLOPERS SPORTS CLUB BENCHMARK 65 Handicap - 1400m

23 July 2025 - 13:44



BRISBANE  
RACING CLUB

Track Rating: Good 4, Weather: Overcast, Rail Position: +12m Entire course

Section						Overall	1200m	1000m	800m	600m	400m	Last 600m	
Field Times						1:23.43 (0:13.73)	1:09.70 (0:11.14)	0:58.56 (0:11.73)	0:46.83 (0:11.79)	0:35.04 (0:11.57)	0:23.47 (0:11.31)	0:35.04	
Rank	TAB	Horse/Jockey	Barrier	Top Speed [km/h]	Fastest Section								Distance Travelled [m]
1	5	VELOZES	4	67.1	0:11.14	1:23.43 [1]	1:09.70 [1]	0:58.56 [1]	0:46.83 [1]	0:35.04 [1]	0:23.45 [2]	0:35.04	
		Angela Jones		1200m	1200m	(0:13.73)	(0:11.14)	(0:11.73)	(0:11.79)	(0:11.59)	(0:11.29)		
2	3	RASHFORD	2	66.3	0:11.23	1:23.49 [2]	1:09.16 [7]	0:57.86 [7]	0:46.22 [7]	0:34.73 [5]	0:23.32 [5]	0:34.73	+5
		Siena Grima		1200m	400m	(0:14.33)	(0:11.30)	(0:11.64)	(0:11.49)	(0:11.41)	(0:11.23)		
3	4	LONE ARTIST	5	66.2	0:11.30	1:23.65 [3]	1:09.63 [4]	0:58.33 [4]	0:46.59 [4]	0:35.06 [4]	0:23.59 [3]	0:35.06	+7
		Corey Sutherland		Overall	1200m	(0:14.02)	(0:11.30)	(0:11.74)	(0:11.53)	(0:11.47)	(0:11.34)		
4	1	JENCHICK BOOM	7	66.4	0:11.25	1:23.80 [4]	1:10.04 [2]	0:58.79 [2]	0:47.12 [2]	0:35.34 [2]	0:23.84 [1]	0:35.34	+7
		Emily Lang		Overall	1200m	(0:13.76)	(0:11.25)	(0:11.67)	(0:11.78)	(0:11.50)	(0:11.31)		
5	7	GLASS OF ROSE	3	65.6	0:11.17	1:24.39 [5]	1:10.46 [3]	0:59.29 [3]	0:47.50 [3]	0:35.85 [3]	0:24.23 [4]	0:35.85	-1
		Rikki Jamieson		Overall	1200m	(0:13.93)	(0:11.17)	(0:11.79)	(0:11.65)	(0:11.62)	(0:11.44)		
6	6	CLUBHOUSE	1	66.3	0:11.24	1:24.73 [6]	1:10.54 [6]	0:59.30 [6]	0:47.55 [5]	0:35.95 [6]	0:24.54 [6]	0:35.95	-2
		Bailey Wheeler		1200m	1200m	(0:14.19)	(0:11.24)	(0:11.75)	(0:11.60)	(0:11.41)	(0:11.57)		
7	2	PIERRE CARDINNIGAN	6	66.9	0:11.23	1:24.78 [7]	1:10.60 [5]	0:59.37 [5]	0:47.57 [6]	0:35.88 [7]	0:24.43 [7]	0:35.88	+7
		Cobi Vitler		Overall	1200m	(0:14.18)	(0:11.23)	(0:11.80)	(0:11.69)	(0:11.45)	(0:11.65)		

Scratched: Kamariya (#8)



## Eagle Farm Professional

### Race 3: GALLOPERS SPORTS CLUB BENCHMARK 65 Handicap - 1400m

23 July 2025 - 13:44



BRISBANE  
RACING CLUB

Track Rating: Good 4, Weather: Overcast, Rail Position: +12m Entire course

Section Field Times				200m 0:12.16 (0:12.16)				Last 600m 0:35.04	
Rank	TAB	Horse/Jockey	Barrier	Top Speed [km/h]	Fastest Section	Margin		Distance Travelled [m]	
1	5	VELOZES	4	67.1	0:11.14	0:12.16 [2]	1:23.43	0:35.04	
		Angela Jones		1200m	1200m	(0:12.16)			
2	3	RASHFORD	2	66.3	0:11.23	0:12.09 [4]	0.36L	0:34.73	+5
		Siena Grima		1200m	400m	(0:12.09)			
3	4	LONE ARTIST	5	66.2	0:11.30	0:12.25 [3]	1.27L	0:35.06	+7
		Corey Sutherland		Overall	1200m	(0:12.25)			
4	1	JENCHICK BOOM	7	66.4	0:11.25	0:12.53 [1]	2.19L	0:35.34	+7
		Emily Lang		Overall	1200m	(0:12.53)			
5	7	GLASS OF ROSE	3	65.6	0:11.17	0:12.79 [5]	5.63L	0:35.85	-1
		Rikki Jamieson		Overall	1200m	(0:12.79)			
6	6	CLUBHOUSE	1	66.3	0:11.24	0:12.97 [6]	7.66L	0:35.95	-2
		Bailey Wheeler		1200m	1200m	(0:12.97)			
7	2	PIERRE CARDINNIGAN	6	66.9	0:11.23	0:12.78 [7]	7.94L	0:35.88	+7
		Cobi Vitler		Overall	1200m	(0:12.78)			

Scratched: Kamariya (#8)



Horse/Jockey Name	Velozes
Final Rank	1
Fastest Section Time (Section)	0:11.14 (1200m)
Top Speed [km/h] (Section)	67.1 (1200m)
Race State	Finished

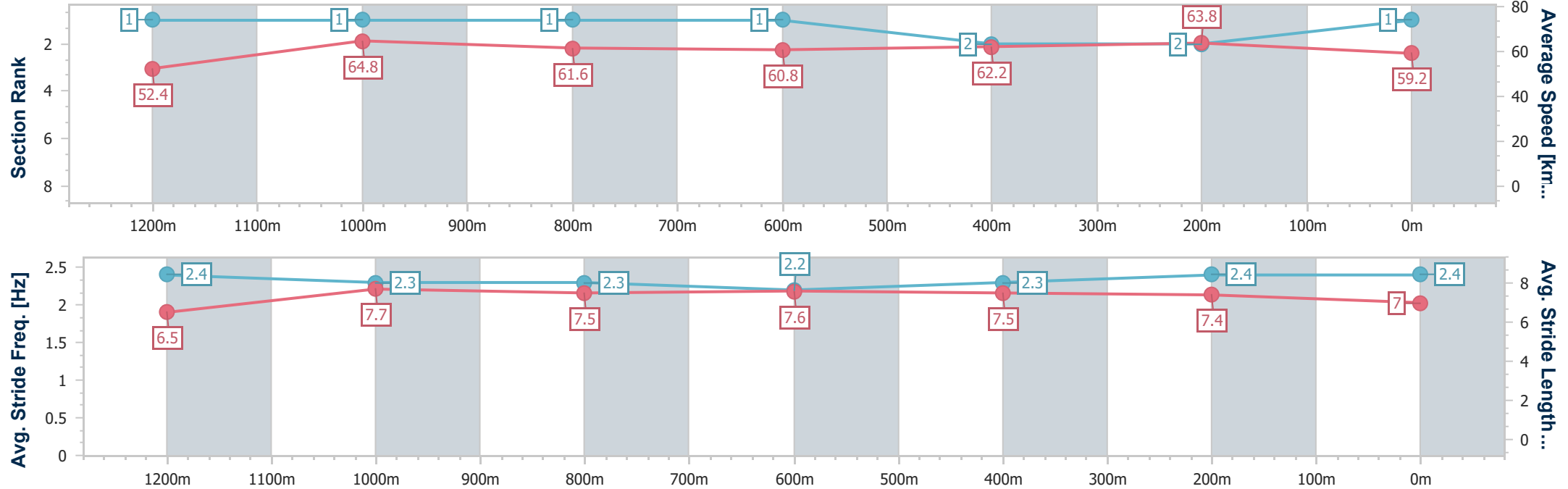


Eagle Farm Professional  
Race 3: GALLOPERS SPORTS CLUB BENCHMARK 65  
Handicap - 1400m  
23 July 2025 - 13:44  
Track Rating: Good 4, Weather: Overcast, Rail Position: +12m  
Entire course



BRISBANE  
RACING CLUB

Section	Overall	1200m	1000m	800m	600m	400m	200m						
Section Times	1:23.43 [1] (0:13.73)	1:09.70 [1] (0:11.14)	0:58.56 [1] (0:11.73)	0:46.83 [1] (0:11.79)	0:35.04 [1] (0:11.59)	0:23.45 [2] (0:11.29)	0:12.16 [2] (0:12.16)						
Average Speed [km/h]	52.4	64.8	61.6	60.8	62.2	63.8	59.2						
Top Speed [km/h]	67.0	67.1	62.2	61.9	64.1	64.6	62.0						
Avg. Dist. to Rail [m]	2.6	0.8	0.2	0.3	0.5	1.4	1.3						
Avg. Stride Freq. [Hz]	2.4	2.3	2.3	2.2	2.3	2.4	2.4						
Avg. Stride Length [m]	6.5	7.7	7.5	7.6	7.5	7.4	7.0						





Horse/Jockey Name	Rashford
Final Rank	2
Fastest Section Time (Section)	0:11.23 (400m)
Top Speed [km/h] (Section)	66.3 (1200m)
Race State	Finished

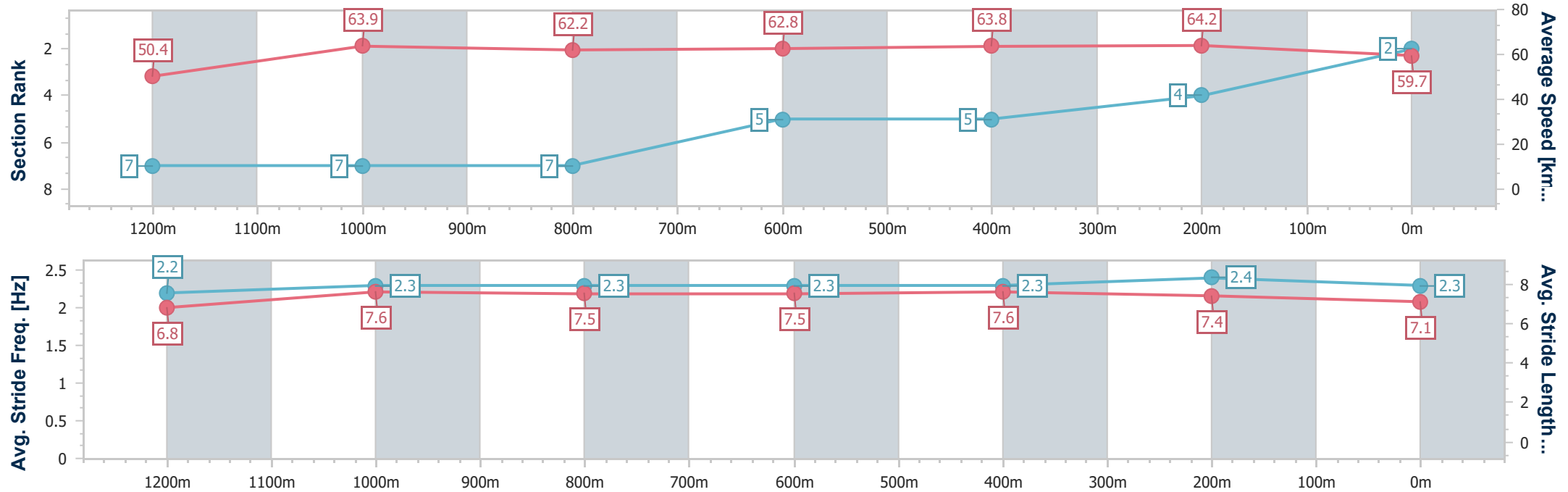


Eagle FarmProfessional  
Race 3: GALLOPERS SPORTS CLUB BENCHMARK 65  
Handicap - 1400m  
23 July 2025 - 13:44  
Track Rating: Good 4, Weather: Overcast, Rail Position: +12m  
Entire course



BRISBANE  
RACING CLUB

Section	Overall	1200m	1000m	800m	600m	400m	200m						
Section Times	1:23.49 [2] (0:14.33)	1:09.16 [7] (0:11.30)	0:57.86 [7] (0:11.64)	0:46.22 [7] (0:11.49)	0:34.73 [5] (0:11.41)	0:23.32 [5] (0:11.23)	0:12.09 [4] (0:12.09)						
Average Speed [km/h]	50.4	63.9	62.2	62.8	63.8	64.2	59.7						
Top Speed [km/h]	65.9	66.3	62.7	63.9	65.8	65.8	62.1						
Avg. Dist. to Rail [m]	1.9	2.9	1.5	0.6	2.8	5.5	4.9						
Avg. Stride Freq. [Hz]	2.2	2.3	2.3	2.3	2.3	2.4	2.3						
Avg. Stride Length [m]	6.8	7.6	7.5	7.5	7.6	7.4	7.1						



- [ ] Ranking at each section and finish
- .-.- No data available at this section
- NA No data available



Horse/Jockey Name	Lone Artist
Final Rank	3
Fastest Section Time (Section)	0:11.30 (1200m)
Top Speed [km/h] (Section)	66.2 (Overall)
Race State	Finished

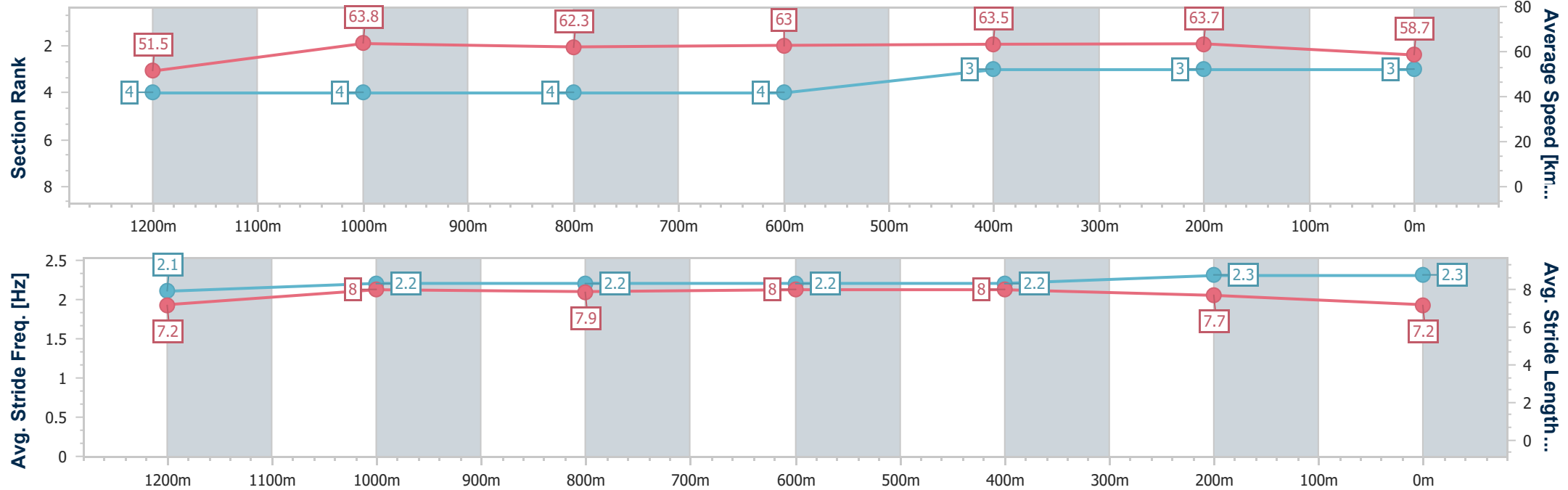


Eagle FarmProfessional  
Race 3: GALLOPERS SPORTS CLUB BENCHMARK 65  
Handicap - 1400m  
23 July 2025 - 13:44  
Track Rating: Good 4, Weather: Overcast, Rail Position: +12m  
Entire course



BRISBANE  
RACING CLUB

Section	Overall	1200m	1000m	800m	600m	400m	200m						
Section Times	1:23.65 [3] (0:14.02)	1:09.63 [4] (0:11.30)	0:58.33 [4] (0:11.74)	0:46.59 [4] (0:11.53)	0:35.06 [4] (0:11.47)	0:23.59 [3] (0:11.34)	0:12.25 [3] (0:12.25)						
Average Speed [km/h]	51.5	63.8	62.3	63.0	63.5	63.7	58.7						
Top Speed [km/h]	66.2	66.0	62.6	64.1	64.4	64.7	62.2						
Avg. Dist. to Rail [m]	3.1	2.8	2.6	2.5	2.2	4.5	4.1						
Avg. Stride Freq. [Hz]	2.1	2.2	2.2	2.2	2.2	2.3	2.3						
Avg. Stride Length [m]	7.2	8.0	7.9	8.0	8.0	7.7	7.2						







Horse/Jockey Name	Jenchick Boom
Final Rank	4
Fastest Section Time (Section)	0:11.25 (1200m)
Top Speed [km/h] (Section)	66.4 (Overall)
Race State	Finished

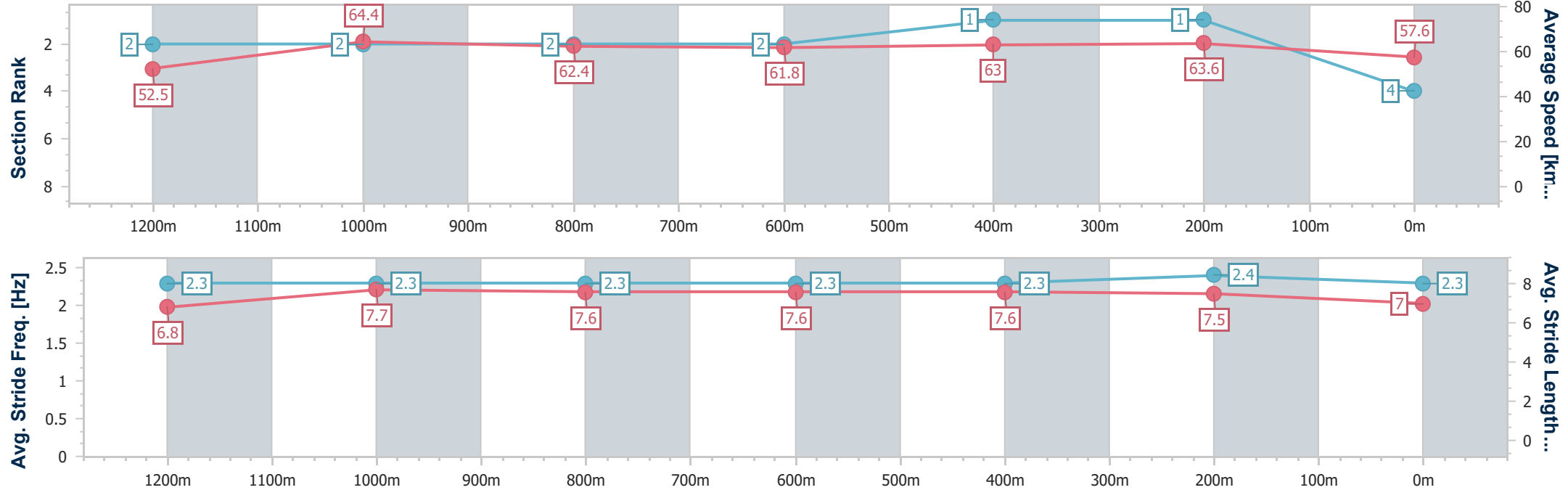


Eagle FarmProfessional  
Race 3: GALLOPERS SPORTS CLUB BENCHMARK 65  
Handicap - 1400m  
23 July 2025 - 13:44  
Track Rating: Good 4, Weather: Overcast, Rail Position: +12m  
Entire course



BRISBANE  
RACING CLUB

Section	Overall	1200m	1000m	800m	600m	400m	200m						
Section Times	1:23.80 [4] (0:13.76)	1:10.04 [2] (0:11.25)	0:58.79 [2] (0:11.67)	0:47.12 [2] (0:11.78)	0:35.34 [2] (0:11.50)	0:23.84 [1] (0:11.31)	0:12.53 [1] (0:12.53)						
Average Speed [km/h]	52.5	64.4	62.4	61.8	63.0	63.6	57.6						
Top Speed [km/h]	66.4	66.4	63.2	62.1	64.9	65.4	61.1						
Avg. Dist. to Rail [m]	5.1	2.5	2.1	2.4	2.0	3.6	3.9						
Avg. Stride Freq. [Hz]	2.3	2.3	2.3	2.3	2.3	2.4	2.3						
Avg. Stride Length [m]	6.8	7.7	7.6	7.6	7.6	7.5	7.0						





Horse/Jockey Name	Glass Of Rose
Final Rank	5
Fastest Section Time (Section)	0:11.17 (1200m)
Top Speed [km/h] (Section)	65.6 (Overall)
Race State	Finished

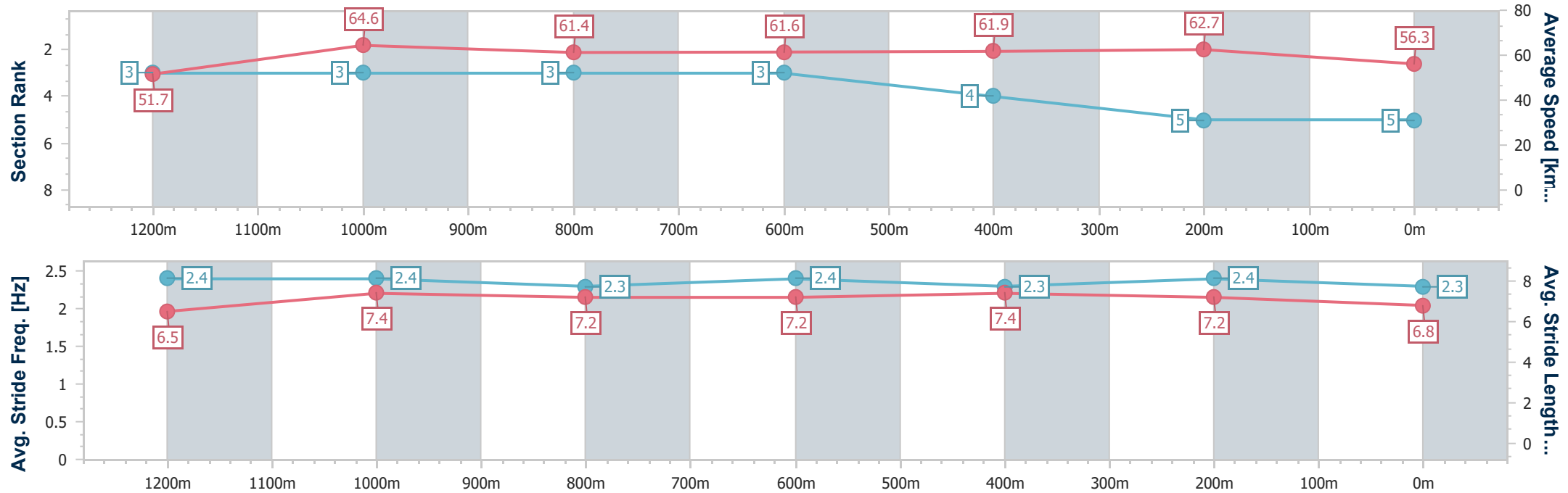


Eagle FarmProfessional  
Race 3: GALLOPERS SPORTS CLUB BENCHMARK 65  
Handicap - 1400m  
23 July 2025 - 13:44  
Track Rating: Good 4, Weather: Overcast, Rail Position: +12m  
Entire course



BRISBANE  
RACING CLUB

Section	Overall	1200m	1000m	800m	600m	400m	200m						
Section Times	1:24.39 [5] (0:13.93)	1:10.46 [3] (0:11.17)	0:59.29 [3] (0:11.79)	0:47.50 [3] (0:11.65)	0:35.85 [3] (0:11.62)	0:24.23 [4] (0:11.44)	0:12.79 [5] (0:12.79)						
Average Speed [km/h]	51.7	64.6	61.4	61.6	61.9	62.7	56.3						
Top Speed [km/h]	65.6	65.5	63.7	62.4	63.8	65.0	61.0						
Avg. Dist. to Rail [m]	1.5	2.4	0.7	1.1	1.1	3.3	3.8						
Avg. Stride Freq. [Hz]	2.4	2.4	2.3	2.4	2.3	2.4	2.3						
Avg. Stride Length [m]	6.5	7.4	7.2	7.2	7.4	7.2	6.8						





Horse/Jockey Name	Clubhouse
Final Rank	6
Fastest Section Time (Section)	0:11.24 (1200m)
Top Speed [km/h] (Section)	66.3 (1200m)
Race State	Finished

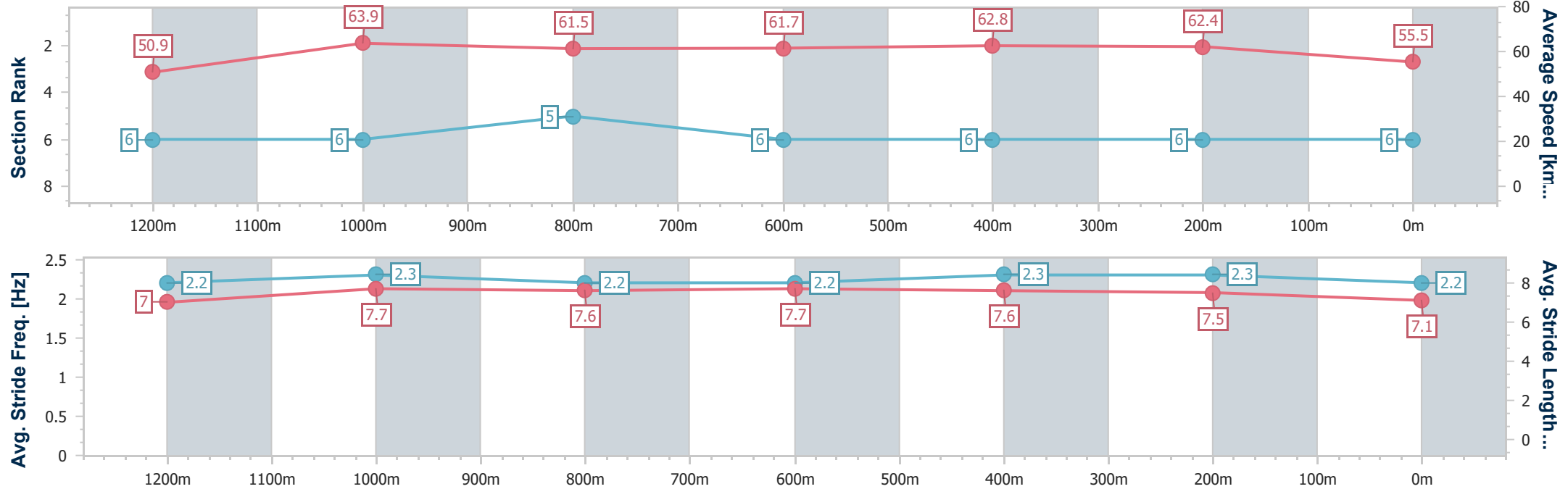


Eagle FarmProfessional  
Race 3: GALLOPERS SPORTS CLUB BENCHMARK 65  
Handicap - 1400m  
23 July 2025 - 13:44  
Track Rating: Good 4, Weather: Overcast, Rail Position: +12m  
Entire course



BRISBANE  
RACING CLUB

Section	Overall	1200m	1000m	800m	600m	400m	200m						
Section Times	1:24.73 [6] (0:14.19)	1:10.54 [6] (0:11.24)	0:59.30 [6] (0:11.75)	0:47.55 [5] (0:11.60)	0:35.95 [6] (0:11.41)	0:24.54 [6] (0:11.57)	0:12.97 [6] (0:12.97)						
Average Speed [km/h]	50.9	63.9	61.5	61.7	62.8	62.4	55.5						
Top Speed [km/h]	65.6	66.3	62.2	62.8	63.8	63.8	59.6						
Avg. Dist. to Rail [m]	0.7	1.0	0.5	1.3	0.7	2.7	4.4						
Avg. Stride Freq. [Hz]	2.2	2.3	2.2	2.2	2.3	2.3	2.2						
Avg. Stride Length [m]	7.0	7.7	7.6	7.7	7.6	7.5	7.1						



- [ ] Ranking at each section and finish
- .-.- No data available at this section
- NA No data available



Horse/Jockey Name	Pierre Cardinnigan
Final Rank	7
Fastest Section Time (Section)	0:11.23 (1200m)
Top Speed [km/h] (Section)	66.9 (Overall)
Race State	Finished

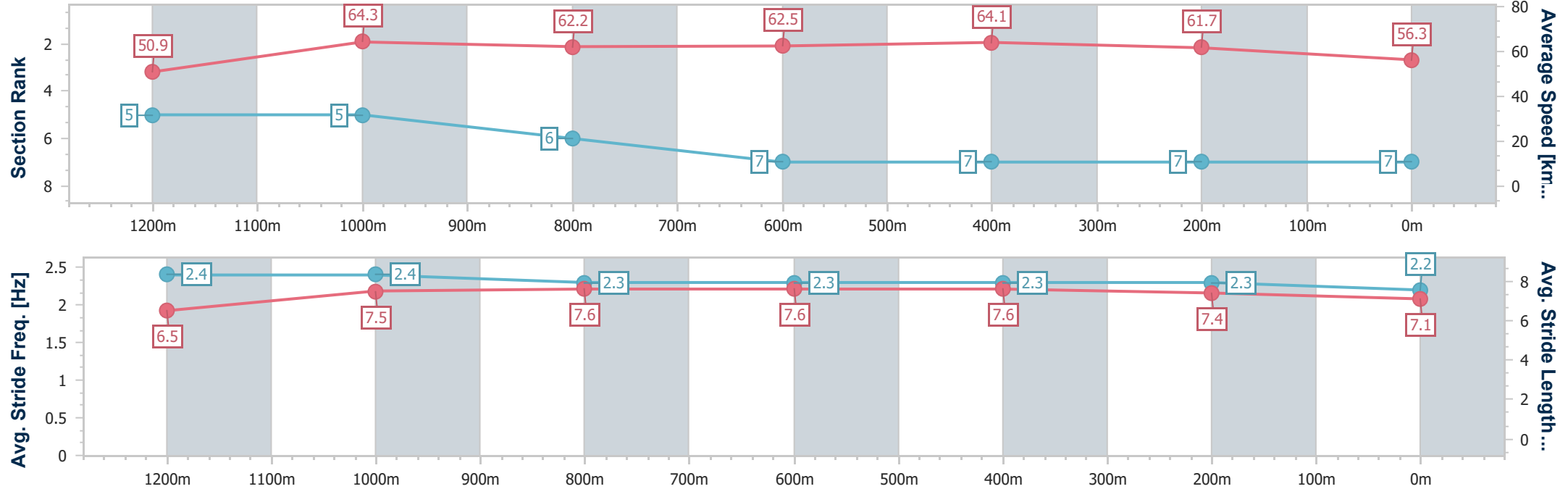


Eagle FarmProfessional  
Race 3: GALLOPERS SPORTS CLUB BENCHMARK 65  
Handicap - 1400m  
23 July 2025 - 13:44  
Track Rating: Good 4, Weather: Overcast, Rail Position: +12m  
Entire course



BRISBANE  
RACING CLUB

Section	Overall	1200m	1000m	800m	600m	400m	200m						
Section Times	1:24.78 [7] (0:14.18)	1:10.60 [5] (0:11.23)	0:59.37 [5] (0:11.80)	0:47.57 [6] (0:11.69)	0:35.88 [7] (0:11.45)	0:24.43 [7] (0:11.65)	0:12.78 [7] (0:12.78)						
Average Speed [km/h]	50.9	64.3	62.2	62.5	64.1	61.7	56.3						
Top Speed [km/h]	66.9	66.7	62.8	63.5	64.8	63.8	59.6						
Avg. Dist. to Rail [m]	4.1	4.2	3.4	3.7	3.7	7.2	6.2						
Avg. Stride Freq. [Hz]	2.4	2.4	2.3	2.3	2.3	2.3	2.2						
Avg. Stride Length [m]	6.5	7.5	7.6	7.6	7.6	7.4	7.1						





# Eagle Farm Professional

## Race 4: TEDDY BEARS PICNIC 2 AUGUST Maiden Plate - 1400m

23 July 2025 - 14:19



BRISBANE  
RACING CLUB

Track Rating: Good 4, Weather: Overcast, Rail Position: +12m Entire course

Section						Overall	1200m	1000m	800m	600m	400m	Last 600m	
Field Times						1:24.28 (0:14.03)	1:10.25 (0:11.65)	0:58.60 (0:11.82)	0:46.78 (0:11.77)	0:35.01 (0:11.40)	0:23.61 (0:11.35)	0:35.01	
Rank	TAB	Horse/Jockey	Barrier	Top Speed [km/h]	Fastest Section							Distance Travelled [m]	
1	3	READY FOR THE TRIP	1	65.5	0:11.31	1:24.28 [1]	1:09.93 [2]	0:58.23 [2]	0:46.43 [3]	0:34.77 [3]	0:23.24 [3]	0:34.77	
		Ryan Maloney		400m	400m	(0:14.35)	(0:11.70)	(0:11.80)	(0:11.66)	(0:11.53)	(0:11.31)		
2	5	RIGHTEOUS LEGEND	4	64.3	0:11.45	1:24.63 [2]	1:10.23 [3]	0:58.54 [4]	0:46.77 [4]	0:35.15 [2]	0:23.69 [2]	0:35.15 -1	
		Jag Guthmann-Chester		400m	400m	(0:14.40)	(0:11.69)	(0:11.77)	(0:11.62)	(0:11.46)	(0:11.45)		
3	11	VALENCIA ROC	9	66.7	0:11.18	1:24.67 [3]	1:10.05 [7]	0:58.20 [7]	0:46.55 [7]	0:34.89 [6]	0:23.50 [5]	0:34.89 +6	
		Luke Dempsey		600m	400m	(0:14.62)	(0:11.85)	(0:11.65)	(0:11.66)	(0:11.39)	(0:11.18)		
4	1	BRIEF SPIRIT	11	66.7	0:11.05	1:24.67 [4]	1:09.65 [10]	0:57.58 [11]	0:45.76 [11]	0:34.26 [10]	0:22.97 [9]	0:34.26 +8	
		Siobhan Rutledge		600m	400m	(0:15.02)	(0:12.07)	(0:11.82)	(0:11.50)	(0:11.29)	(0:11.05)		
5	4	SIGLO DE ORO	2	64.9	0:11.35	1:24.68 [5]	1:10.65 [1]	0:59.00 [1]	0:47.18 [1]	0:35.41 [1]	0:24.01 [1]	0:35.41 +0	
		Bailey Wheeler		400m	400m	(0:14.03)	(0:11.65)	(0:11.82)	(0:11.77)	(0:11.40)	(0:11.35)		
6	8	SHE'S GOT LYRICS	3	66.4	0:11.21	1:24.69 [6]	1:10.17 [6]	0:58.47 [6]	0:46.67 [6]	0:34.89 [7]	0:23.35 [7]	0:34.89 +4	
		Emily Lang		400m	400m	(0:14.52)	(0:11.70)	(0:11.80)	(0:11.78)	(0:11.54)	(0:11.21)		
7	7	ARGERICH	7	65.8	0:11.27	1:24.76 [7]	1:10.31 [4]	0:58.71 [3]	0:46.94 [2]	0:35.18 [4]	0:23.67 [4]	0:35.18 +5	
		Brandon Lerena		400m	400m	(0:14.45)	(0:11.60)	(0:11.77)	(0:11.76)	(0:11.51)	(0:11.27)		
8	2	IHAVESEENTHELIGHT	5	65.1	0:11.37	1:24.80 [8]	1:10.30 [5]	0:58.61 [5]	0:46.87 [5]	0:35.09 [5]	0:23.58 [6]	0:35.09 +6	
		Cobi Vitler		400m	400m	(0:14.50)	(0:11.69)	(0:11.74)	(0:11.78)	(0:11.51)	(0:11.37)		
9	10	CAVARETTA	12	66.6	0:11.11	1:25.04 [9]	1:09.91 [12]	0:57.75 [12]	0:46.08 [12]	0:34.56 [12]	0:23.14 [11]	0:34.56 +7	
		Damien Thornton		600m	400m	(0:15.13)	(0:12.16)	(0:11.67)	(0:11.52)	(0:11.42)	(0:11.11)		
10	9	BRUTAL SUE	8	66.7	0:11.27	1:25.33 [10]	1:10.24 [11]	0:58.27 [10]	0:46.54 [10]	0:34.92 [11]	0:23.41 [12]	0:34.92 +1	
		Angela Jones		600m	400m	(0:15.09)	(0:11.97)	(0:11.73)	(0:11.62)	(0:11.51)	(0:11.27)		

Scratched: Jediah (#15), Bargara Bound (#16), Kiss The Cosmos (#17), Southern Draw (#18), Slipsain (#6), Happy Coffee (#12)

Report Created: Wed 23 July 2025 14:50 GMT+10 (Note: Timing is based on position data)

Page 1/16

[ ] Ranking at each section and finish  
-:-:- No data available at this section  
NA No data available

SCN Saddle cloth number  
DNF Did not finish  
DNT Did not track

data processed by  TRIPLESDATA



## Eagle Farm Professional

### Race 4: TEDDY BEARS PICNIC 2 AUGUST Maiden Plate - 1400m

23 July 2025 - 14:19



BRISBANE  
RACING CLUB

Track Rating: Good 4, Weather: Overcast, Rail Position: +12m Entire course

Section						Overall	1200m	1000m	800m	600m	400m	Last 600m	
Field Times						1:24.28 (0:14.03)	1:10.25 (0:11.65)	0:58.60 (0:11.82)	0:46.78 (0:11.77)	0:35.01 (0:11.40)	0:23.61 (0:11.35)	0:35.01	
Rank	TAB	Horse/Jockey	Barrier	Top Speed [km/h]	Fastest Section								Distance Travelled [m]
11	13	ELROY	6	65.4	0:11.29	1:25.40 [11]	1:10.53 [9]	0:58.73 [8]	0:47.00 [8]	0:35.42 [8]	0:23.81 [8]	0:35.42	+0
		Taylor Marshall		400m	400m	(0:14.87)	(0:11.80)	(0:11.73)	(0:11.58)	(0:11.61)	(0:11.29)		
12	14	PRIZED GESTURE	10	65.4	0:11.39	1:25.65 [12]	1:10.85 [8]	0:58.85 [9]	0:47.08 [9]	0:35.38 [9]	0:23.79 [10]	0:35.38	+5
		Brendon Newport		600m	400m	(0:14.80)	(0:12.00)	(0:11.77)	(0:11.70)	(0:11.59)	(0:11.39)		

Scratched: Jediah (#15), Bargara Bound (#16), Kiss The Cosmos (#17), Southern Draw (#18), Slipsain (#6), Happy Coffee (#12)



## Eagle Farm Professional

### Race 4: TEDDY BEARS PICNIC 2 AUGUST Maiden Plate - 1400m

23 July 2025 - 14:19



BRISBANE  
RACING CLUB

Track Rating: Good 4, Weather: Overcast, Rail Position: +12m Entire course

Section Field Times				200m 0:12.26 (0:12.26)				Last 600m 0:35.01	
Rank	TAB	Horse/Jockey	Barrier	Top Speed [km/h]	Fastest Section	Margin		Distance Travelled [m]	
1	3	READY FOR THE TRIP	1	65.5	0:11.31	0:11.93 [2]	1:24.28	0:34.77	
		Ryan Maloney		400m	400m	(0:11.93)			
2	5	RIGHTEOUS LEGEND	4	64.3	0:11.45	0:12.24 [5]	2.08L	0:35.15	-1
		Jag Guthmann-Chester		400m	400m	(0:12.24)			
3	11	VALENCIA ROC	9	66.7	0:11.18	0:12.32 [3]	2.29L	0:34.89	+6
		Luke Dempsey		600m	400m	(0:12.32)			
4	1	BRIEF SPIRIT	11	66.7	0:11.05	0:11.92 [8]	2.29L	0:34.26	+8
		Siobhan Rutledge		600m	400m	(0:11.92)			
5	4	SIGLO DE ORO	2	64.9	0:11.35	0:12.66 [1]	2.36L	0:35.41	+0
		Bailey Wheeler		400m	400m	(0:12.66)			
6	8	SHE'S GOT LYRICS	3	66.4	0:11.21	0:12.14 [6]	2.43L	0:34.89	+4
		Emily Lang		400m	400m	(0:12.14)			
7	7	ARGERICH	7	65.8	0:11.27	0:12.40 [4]	2.86L	0:35.18	+5
		Brandon Lerena		400m	400m	(0:12.40)			
8	2	IHAVESEENTHELIGHT	5	65.1	0:11.37	0:12.21 [7]	3.07L	0:35.09	+6
		Cobi Vitler		400m	400m	(0:12.21)			
9	10	CAVARETTA	12	66.6	0:11.11	0:12.03 [10]	4.51L	0:34.56	+7
		Damien Thornton		600m	400m	(0:12.03)			
10	9	BRUTAL SUE	8	66.7	0:11.27	0:12.14 [11]	6.19L	0:34.92	+1
		Angela Jones		600m	400m	(0:12.14)			

Scratched: Jediah (#15), Bargara Bound (#16), Kiss The Cosmos (#17), Southern Draw (#18), Slipsain (#6), Happy Coffee (#12)

Report Created: Wed 23 July 2025 14:50 GMT+10 (Note: Timing is based on position data)

Page 3/16

[ ] Ranking at each section and finish  
-:-:- No data available at this section  
NA No data available

SCN Saddle cloth number  
DNF Did not finish  
DNT Did not track

data processed by  TRIPLESDATA



## Eagle Farm Professional

### Race 4: TEDDY BEARS PICNIC 2 AUGUST Maiden Plate - 1400m

23 July 2025 - 14:19



BRISBANE  
RACING CLUB

Track Rating: Good 4, Weather: Overcast, Rail Position: +12m Entire course

Section						200m		Last 600m	
Field Times						0:12.26 (0:12.26)		0:35.01	
Rank	TAB	Horse/Jockey	Barrier	Top Speed [km/h]	Fastest Section	Margin		Distance Travelled [m]	
11	13	ELROY	6	65.4	0:11.29	0:12.52 [9]	6.63L	0:35.42	+0
		Taylor Marshall		400m	400m	(0:12.52)			
12	14	PRIZED GESTURE	10	65.4	0:11.39	0:12.40 [12]	8.06L	0:35.38	+5
		Brendon Newport		600m	400m	(0:12.40)			

Scratched: Jediah (#15), Bargara Bound (#16), Kiss The Cosmos (#17), Southern Draw (#18), Slipsain (#6), Happy Coffee (#12)





Horse/Jockey Name	Ready For The Trip
Final Rank	1
Fastest Section Time (Section)	0:11.31 (400m)
Top Speed [km/h] (Section)	65.5 (400m)
Race State	Finished

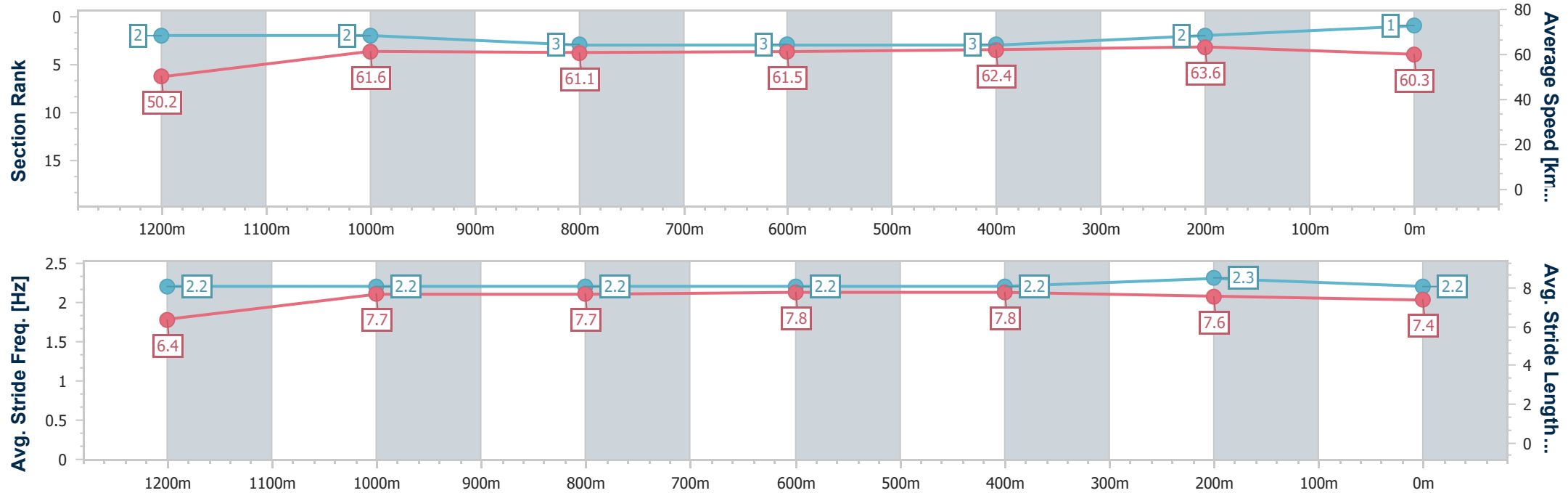


Eagle Farm Professional  
Race 4: TEDDY BEARS PICNIC 2 AUGUST Maiden Plate - 1400m  
23 July 2025 - 14:19  
Track Rating: Good 4, Weather: Overcast, Rail Position: +12m Entire course



BRISBANE  
RACING CLUB

Section	Overall	1200m	1000m	800m	600m	400m	200m						
Section Times	1:24.28 [1] (0:14.35)	1:09.93 [2] (0:11.70)	0:58.23 [2] (0:11.80)	0:46.43 [3] (0:11.66)	0:34.77 [3] (0:11.53)	0:23.24 [3] (0:11.31)	0:11.93 [2] (0:11.93)						
Average Speed [km/h]	50.2	61.6	61.1	61.5	62.4	63.6	60.3						
Top Speed [km/h]	61.3	62.5	61.6	62.6	63.8	65.5	61.9						
Avg. Dist. to Rail [m]	0.9	1.3	0.6	0.8	0.8	1.6	1.3						
Avg. Stride Freq. [Hz]	2.2	2.2	2.2	2.2	2.2	2.3	2.2						
Avg. Stride Length [m]	6.4	7.7	7.7	7.8	7.8	7.6	7.4						





Horse/Jockey Name	Righteous Legend
Final Rank	2
Fastest Section Time (Section)	0:11.45 (400m)
Top Speed [km/h] (Section)	64.3 (400m)
Race State	Finished

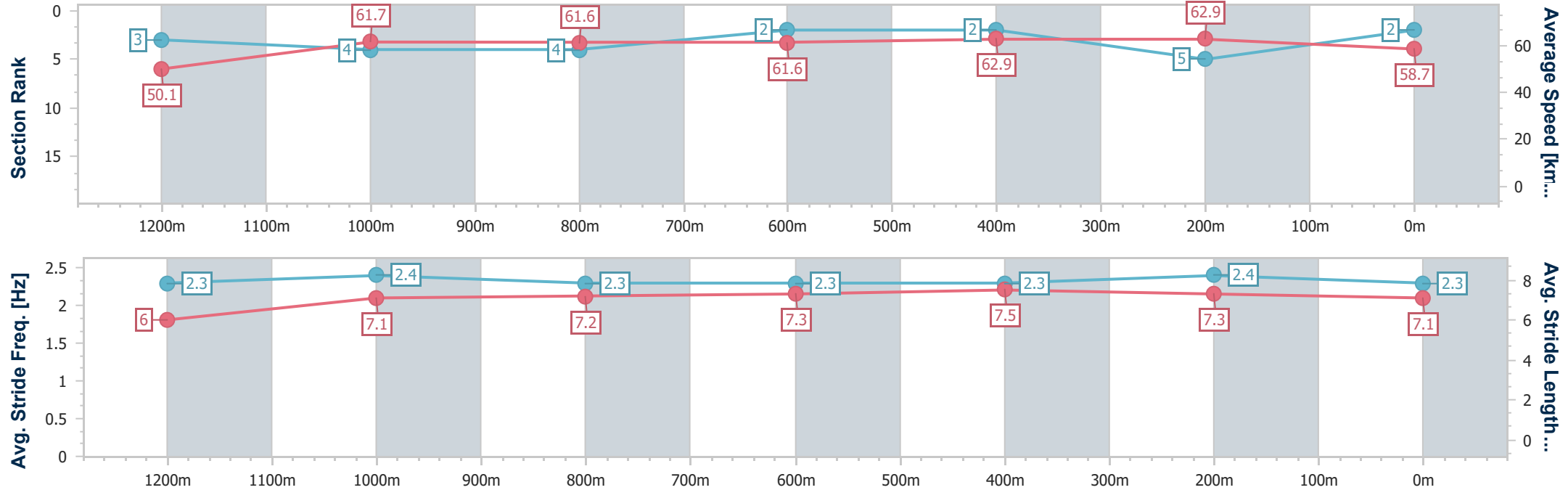


Eagle Farm Professional  
Race 4: TEDDY BEARS PICNIC 2 AUGUST Maiden Plate - 1400m  
23 July 2025 - 14:19  
Track Rating: Good 4, Weather: Overcast, Rail Position: +12m Entire course



BRISBANE  
RACING CLUB

Section	Overall	1200m	1000m	800m	600m	400m	200m						
Section Times	1:24.63 [2] (0:14.40)	1:10.23 [3] (0:11.69)	0:58.54 [4] (0:11.77)	0:46.77 [4] (0:11.62)	0:35.15 [2] (0:11.46)	0:23.69 [2] (0:11.45)	0:12.24 [5] (0:12.24)						
Average Speed [km/h]	50.1	61.7	61.6	61.6	62.9	62.9	58.7						
Top Speed [km/h]	62.5	62.4	62.3	62.4	64.2	64.3	61.2						
Avg. Dist. to Rail [m]	2.9	2.6	1.1	0.8	0.6	3.5	5.4						
Avg. Stride Freq. [Hz]	2.3	2.4	2.3	2.3	2.3	2.4	2.3						
Avg. Stride Length [m]	6.0	7.1	7.2	7.3	7.5	7.3	7.1						





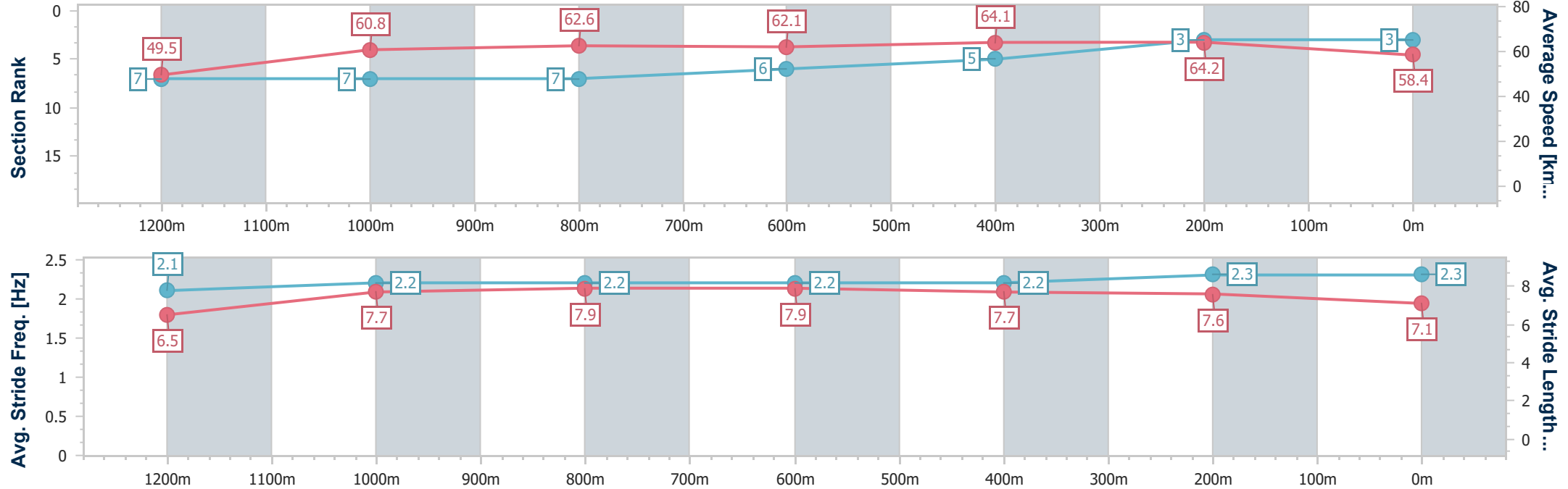
Horse/Jockey Name	Valencia Roc
Final Rank	3
Fastest Section Time (Section)	0:11.18 (400m)
Top Speed [km/h] (Section)	66.7 (600m)
Race State	Finished



Eagle FarmProfessional  
Race 4: TEDDY BEARS PICNIC 2 AUGUST Maiden Plate - 1400m  
23 July 2025 - 14:19  
Track Rating: Good 4, Weather: Overcast, Rail Position: +12m Entire course



Section	Overall	1200m	1000m	800m	600m	400m	200m						
Section Times	1:24.67 [3] (0:14.62)	1:10.05 [7] (0:11.85)	0:58.20 [7] (0:11.65)	0:46.55 [7] (0:11.66)	0:34.89 [6] (0:11.39)	0:23.50 [5] (0:11.18)	0:12.32 [3] (0:12.32)						
Average Speed [km/h]	49.5	60.8	62.6	62.1	64.1	64.2	58.4						
Top Speed [km/h]	60.8	62.1	63.1	63.0	66.7	66.5	61.5						
Avg. Dist. to Rail [m]	5.5	1.7	2.1	1.7	2.8	8.8	12.9						
Avg. Stride Freq. [Hz]	2.1	2.2	2.2	2.2	2.2	2.3	2.3						
Avg. Stride Length [m]	6.5	7.7	7.9	7.9	7.7	7.6	7.1						





Horse/Jockey Name	Brief Spirit
Final Rank	4
Fastest Section Time (Section)	0:11.05 (400m)
Top Speed [km/h] (Section)	66.7 (600m)
Race State	Finished

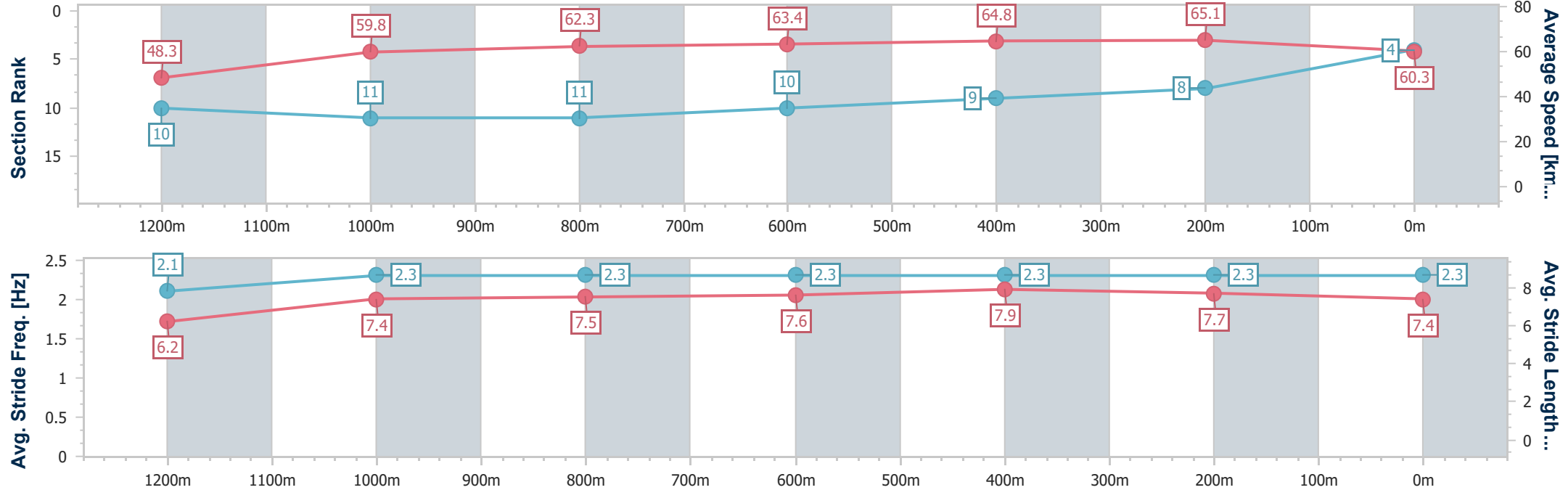


Eagle FarmProfessional  
Race 4: TEDDY BEARS PICNIC 2 AUGUST Maiden Plate - 1400m  
23 July 2025 - 14:19  
Track Rating: Good 4, Weather: Overcast, Rail Position: +12m Entire course



BRISBANE  
RACING CLUB

Section	Overall	1200m	1000m	800m	600m	400m	200m						
Section Times	1:24.67 [4] (0:15.02)	1:09.65 [10] (0:12.07)	0:57.58 [11] (0:11.82)	0:45.76 [11] (0:11.50)	0:34.26 [10] (0:11.29)	0:22.97 [9] (0:11.05)	0:11.92 [8] (0:11.92)						
Average Speed [km/h]	48.3	59.8	62.3	63.4	64.8	65.1	60.3						
Top Speed [km/h]	59.1	61.1	64.0	64.4	66.7	66.5	61.7						
Avg. Dist. to Rail [m]	8.2	4.7	4.4	3.5	2.8	5.9	5.9						
Avg. Stride Freq. [Hz]	2.1	2.3	2.3	2.3	2.3	2.3	2.3						
Avg. Stride Length [m]	6.2	7.4	7.5	7.6	7.9	7.7	7.4						





Horse/Jockey Name	Siglo De Oro
Final Rank	5
Fastest Section Time (Section)	0:11.35 (400m)
Top Speed [km/h] (Section)	64.9 (400m)
Race State	Finished

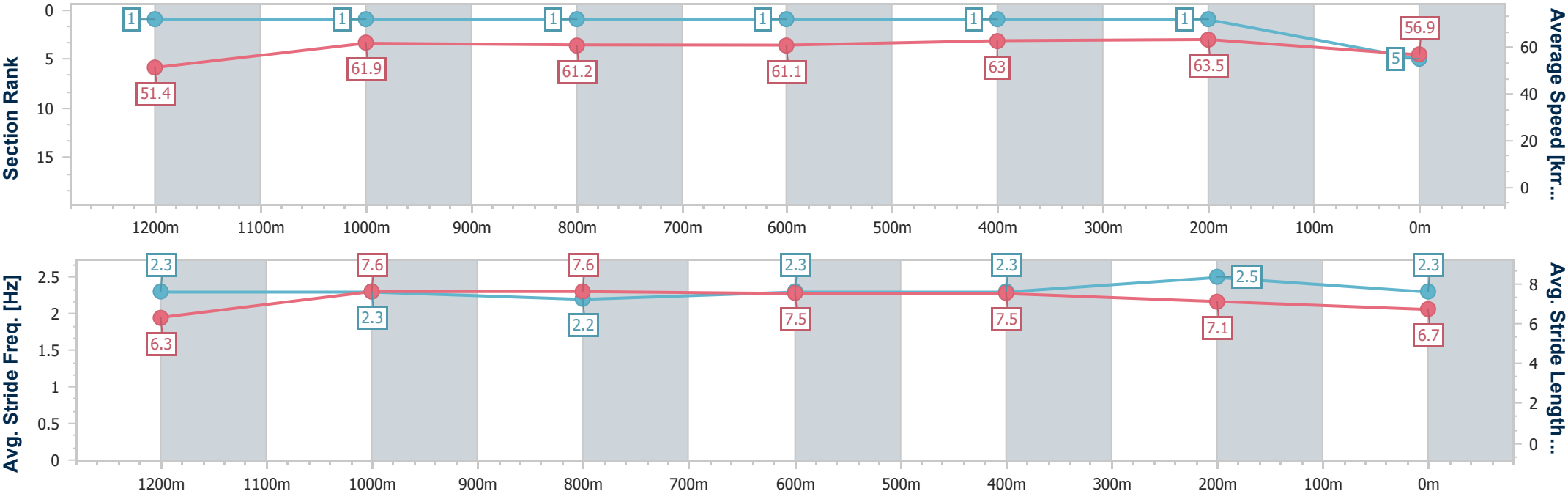


Eagle FarmProfessional  
Race 4: TEDDY BEARS PICNIC 2 AUGUST Maiden Plate - 1400m  
23 July 2025 - 14:19  
Track Rating: Good 4, Weather: Overcast, Rail Position: +12m Entire course



BRISBANE  
RACING CLUB

Section	Overall	1200m	1000m	800m	600m	400m	200m						
Section Times	1:24.68 [5] (0:14.03)	1:10.65 [1] (0:11.65)	0:59.00 [1] (0:11.82)	0:47.18 [1] (0:11.77)	0:35.41 [1] (0:11.40)	0:24.01 [1] (0:11.35)	0:12.66 [1] (0:12.66)						
Average Speed [km/h]	51.4	61.9	61.2	61.1	63.0	63.5	56.9						
Top Speed [km/h]	61.5	62.6	61.7	62.6	64.6	64.9	61.8						
Avg. Dist. to Rail [m]	1.9	1.1	0.5	0.3	0.5	2.5	3.8						
Avg. Stride Freq. [Hz]	2.3	2.3	2.2	2.3	2.3	2.5	2.3						
Avg. Stride Length [m]	6.3	7.6	7.6	7.5	7.5	7.1	6.7						





Horse/Jockey Name	She's Got Lyrics
Final Rank	6
Fastest Section Time (Section)	0:11.21 (400m)
Top Speed [km/h] (Section)	66.4 (400m)
Race State	Finished

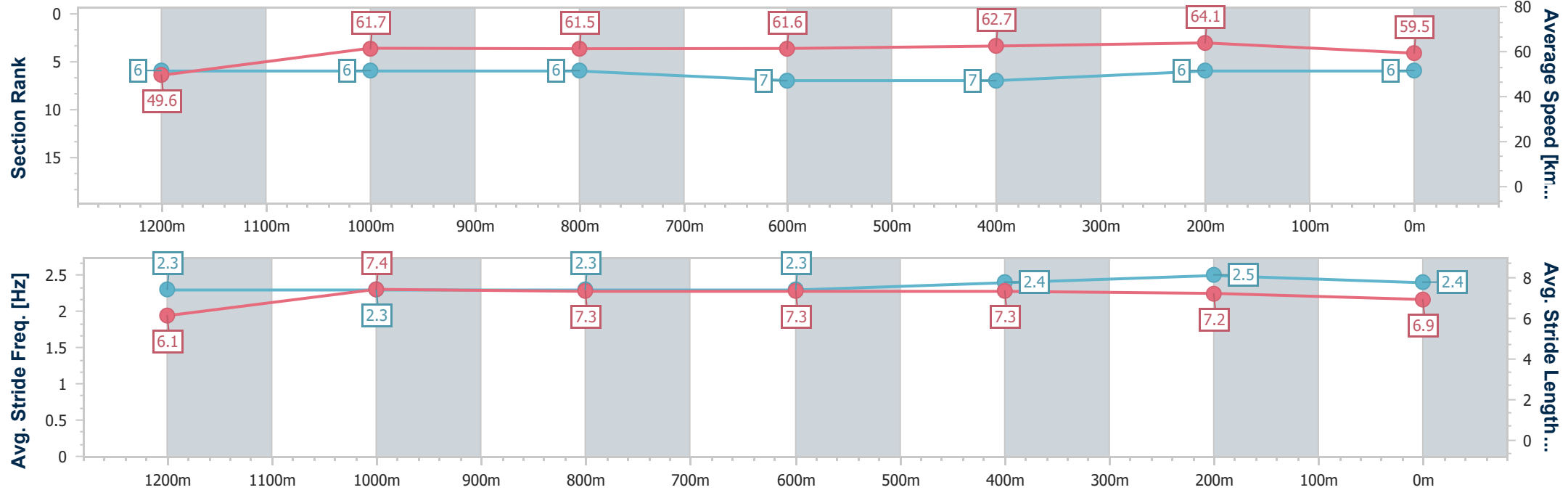


Eagle FarmProfessional  
Race 4: TEDDY BEARS PICNIC 2 AUGUST Maiden Plate - 1400m  
23 July 2025 - 14:19  
Track Rating: Good 4, Weather: Overcast, Rail Position: +12m  
Entire course



BRISBANE  
RACING CLUB

Section	Overall	1200m	1000m	800m	600m	400m	200m						
Section Times	1:24.69 [6] (0:14.52)	1:10.17 [6] (0:11.70)	0:58.47 [6] (0:11.80)	0:46.67 [6] (0:11.78)	0:34.89 [7] (0:11.54)	0:23.35 [7] (0:11.21)	0:12.14 [6] (0:12.14)						
Average Speed [km/h]	49.6	61.7	61.5	61.6	62.7	64.1	59.5						
Top Speed [km/h]	62.9	62.8	62.6	63.5	65.8	66.4	61.6						
Avg. Dist. to Rail [m]	1.0	0.9	1.6	2.3	0.8	1.2	4.4						
Avg. Stride Freq. [Hz]	2.3	2.3	2.3	2.3	2.4	2.5	2.4						
Avg. Stride Length [m]	6.1	7.4	7.3	7.3	7.3	7.2	6.9						





Horse/Jockey Name	Argerich
Final Rank	7
Fastest Section Time (Section)	0:11.27 (400m)
Top Speed [km/h] (Section)	65.8 (400m)
Race State	Finished

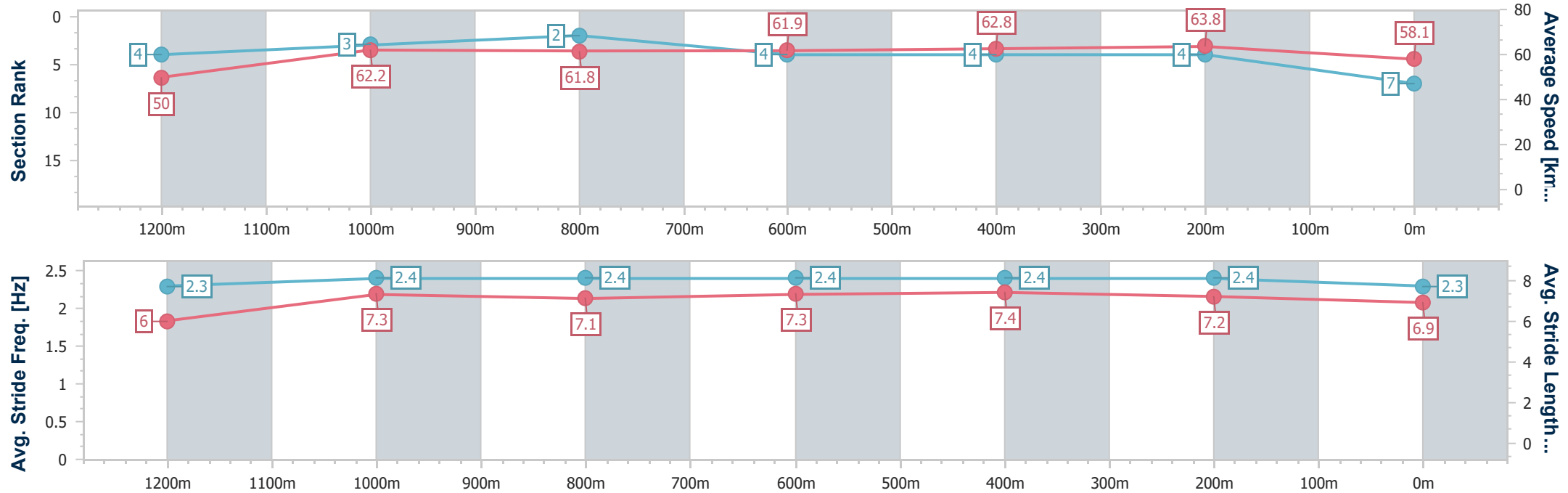


Eagle FarmProfessional  
Race 4: TEDDY BEARS PICNIC 2 AUGUST Maiden Plate - 1400m  
23 July 2025 - 14:19  
Track Rating: Good 4, Weather: Overcast, Rail Position: +12m Entire course



BRISBANE  
RACING CLUB

Section	Overall	1200m	1000m	800m	600m	400m	200m						
Section Times	1:24.76 [7] (0:14.45)	1:10.31 [4] (0:11.60)	0:58.71 [3] (0:11.77)	0:46.94 [2] (0:11.76)	0:35.18 [4] (0:11.51)	0:23.67 [4] (0:11.27)	0:12.40 [4] (0:12.40)						
Average Speed [km/h]	50.0	62.2	61.8	61.9	62.8	63.8	58.1						
Top Speed [km/h]	62.8	63.8	63.2	62.8	65.7	65.8	61.1						
Avg. Dist. to Rail [m]	4.8	2.5	2.5	2.7	0.5	0.9	1.5						
Avg. Stride Freq. [Hz]	2.3	2.4	2.4	2.4	2.4	2.4	2.3						
Avg. Stride Length [m]	6.0	7.3	7.1	7.3	7.4	7.2	6.9						





Horse/Jockey Name	Ihaveseeentheight
Final Rank	8
Fastest Section Time (Section)	0:11.37 (400m)
Top Speed [km/h] (Section)	65.1 (400m)
Race State	Finished

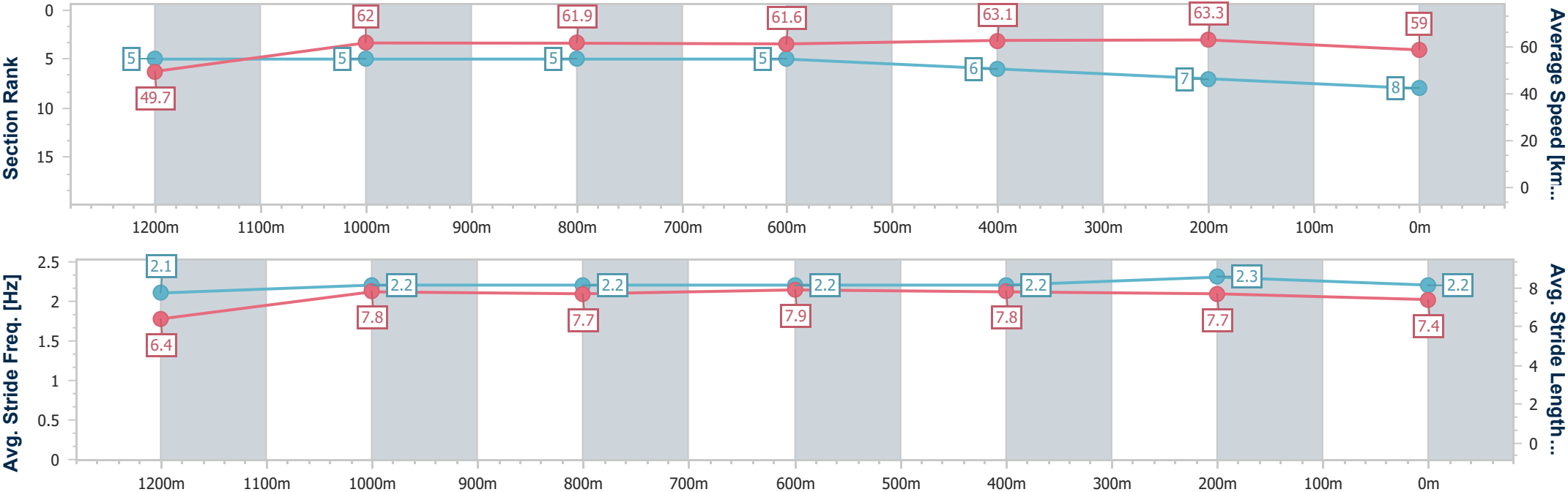


Eagle FarmProfessional  
Race 4: TEDDY BEARS PICNIC 2 AUGUST Maiden Plate - 1400m  
23 July 2025 - 14:19  
Track Rating: Good 4, Weather: Overcast, Rail Position: +12m Entire course



BRISBANE  
RACING CLUB

Section	Overall	1200m	1000m	800m	600m	400m	200m						
Section Times	1:24.80 [8] (0:14.50)	1:10.30 [5] (0:11.69)	0:58.61 [5] (0:11.74)	0:46.87 [5] (0:11.78)	0:35.09 [5] (0:11.51)	0:23.58 [6] (0:11.37)	0:12.21 [7] (0:12.21)						
Average Speed [km/h]	49.7	62.0	61.9	61.6	63.1	63.3	59.0						
Top Speed [km/h]	63.2	63.2	62.9	62.7	64.0	65.1	60.8						
Avg. Dist. to Rail [m]	3.2	2.5	2.6	1.7	1.5	3.9	3.3						
Avg. Stride Freq. [Hz]	2.1	2.2	2.2	2.2	2.2	2.3	2.2						
Avg. Stride Length [m]	6.4	7.8	7.7	7.9	7.8	7.7	7.4						







Horse/Jockey Name	Cavaretta
Final Rank	9
Fastest Section Time (Section)	0:11.11 (400m)
Top Speed [km/h] (Section)	66.6 (600m)
Race State	Finished

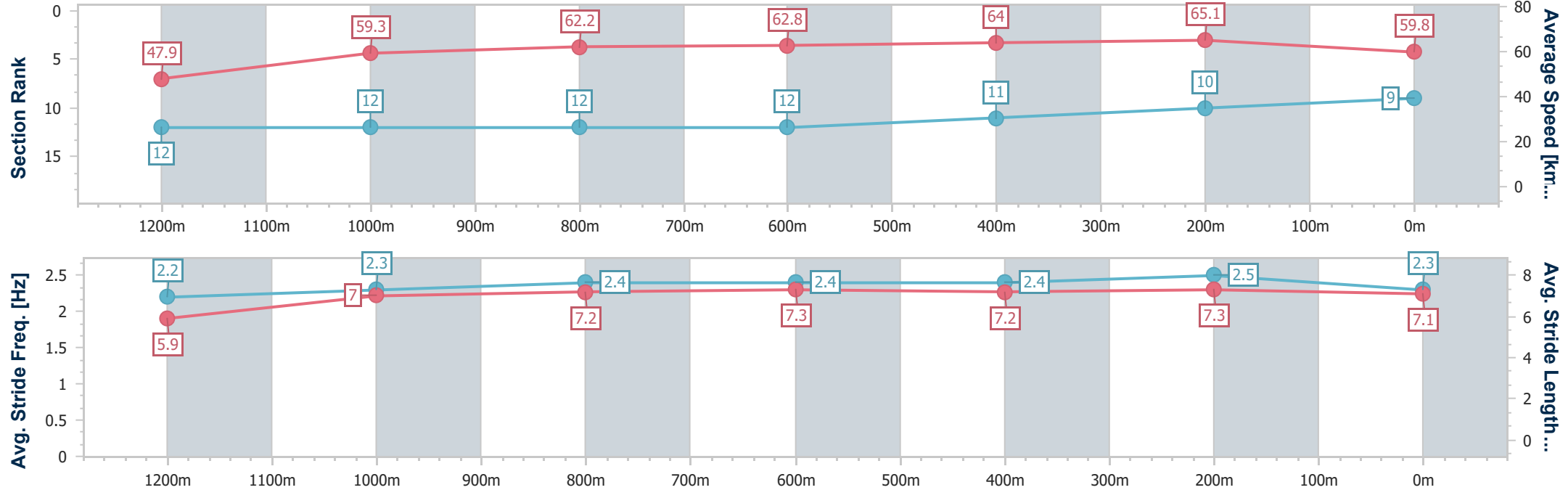


Eagle FarmProfessional  
Race 4: TEDDY BEARS PICNIC 2 AUGUST Maiden Plate - 1400m  
23 July 2025 - 14:19  
Track Rating: Good 4, Weather: Overcast, Rail Position: +12m  
Entire course



BRISBANE  
RACING CLUB

Section	Overall	1200m	1000m	800m	600m	400m	200m						
Section Times	1:25.04 [9] (0:15.13)	1:09.91 [12] (0:12.16)	0:57.75 [12] (0:11.67)	0:46.08 [12] (0:11.52)	0:34.56 [12] (0:11.42)	0:23.14 [11] (0:11.11)	0:12.03 [10] (0:12.03)						
Average Speed [km/h]	47.9	59.3	62.2	62.8	64.0	65.1	59.8						
Top Speed [km/h]	59.4	62.2	63.7	64.5	66.6	66.6	62.4						
Avg. Dist. to Rail [m]	9.0	3.6	1.5	1.7	3.2	6.9	7.1						
Avg. Stride Freq. [Hz]	2.2	2.3	2.4	2.4	2.4	2.5	2.3						
Avg. Stride Length [m]	5.9	7.0	7.2	7.3	7.2	7.3	7.1						



[ ] Ranking at each section and finish  
-.-.- No data available at this section  
NA No data available



Horse/Jockey Name	Brutal Sue
Final Rank	10
Fastest Section Time (Section)	0:11.27 (400m)
Top Speed [km/h] (Section)	66.7 (600m)
Race State	Finished

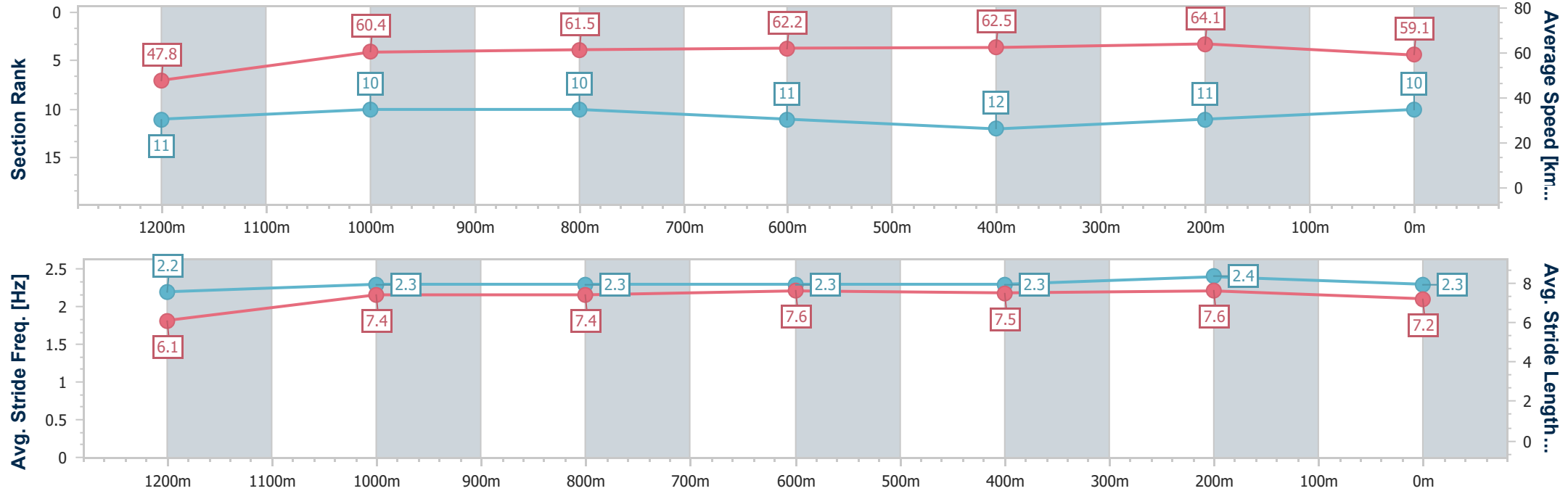


Eagle FarmProfessional  
Race 4: TEDDY BEARS PICNIC 2 AUGUST Maiden Plate - 1400m  
23 July 2025 - 14:19  
Track Rating: Good 4, Weather: Overcast, Rail Position: +12m Entire course



BRISBANE  
RACING CLUB

Section	Overall	1200m	1000m	800m	600m	400m	200m						
Section Times	1:25.33 [10] (0:15.09)	1:10.24 [11] (0:11.97)	0:58.27 [10] (0:11.73)	0:46.54 [10] (0:11.62)	0:34.92 [11] (0:11.51)	0:23.41 [12] (0:11.27)	0:12.14 [11] (0:12.14)						
Average Speed [km/h]	47.8	60.4	61.5	62.2	62.5	64.1	59.1						
Top Speed [km/h]	60.9	62.5	64.1	63.3	66.7	65.5	62.3						
Avg. Dist. to Rail [m]	5.8	1.9	1.1	0.3	0.8	0.9	0.4						
Avg. Stride Freq. [Hz]	2.2	2.3	2.3	2.3	2.3	2.4	2.3						
Avg. Stride Length [m]	6.1	7.4	7.4	7.6	7.5	7.6	7.2						





Horse/Jockey Name	Elroy
Final Rank	11
Fastest Section Time (Section)	0:11.29 (400m)
Top Speed [km/h] (Section)	65.4 (400m)
Race State	Finished

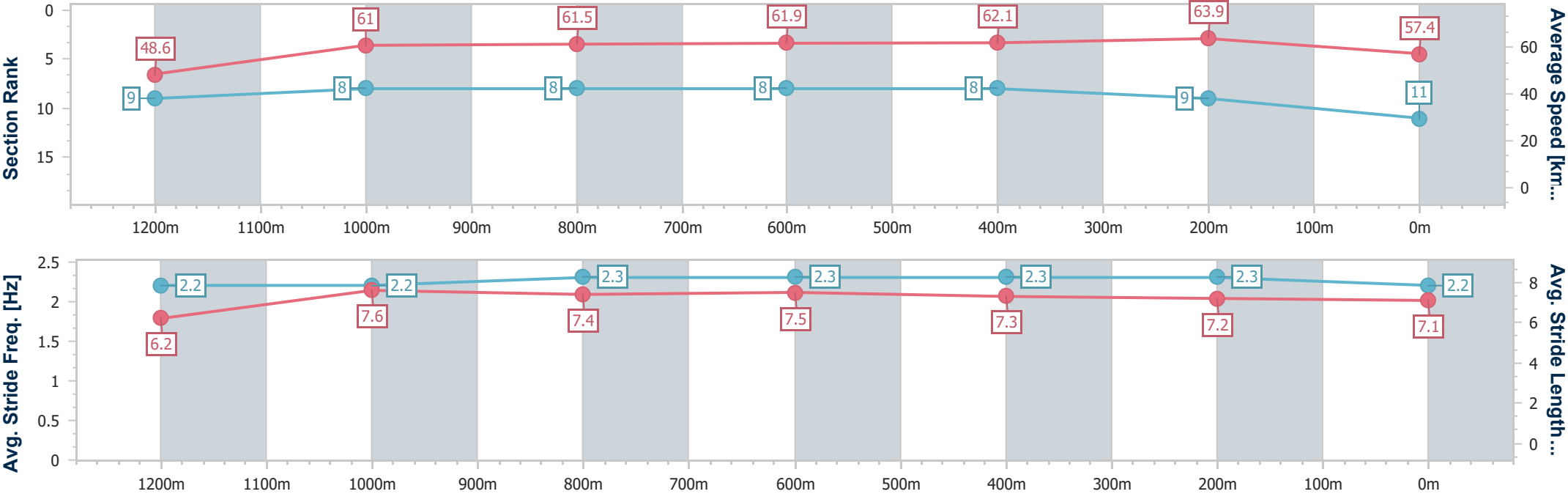


Eagle FarmProfessional  
Race 4: TEDDY BEARS PICNIC 2 AUGUST Maiden Plate -  
1400m  
23 July 2025 - 14:19  
Track Rating: Good 4, Weather: Overcast, Rail Position: +12m  
Entire course



BRISBANE  
RACING CLUB

Section	Overall	1200m	1000m	800m	600m	400m	200m						
Section Times	1:25.40 [11] (0:14.87)	1:10.53 [9] (0:11.80)	0:58.73 [8] (0:11.73)	0:47.00 [8] (0:11.58)	0:35.42 [8] (0:11.61)	0:23.81 [8] (0:11.29)	0:12.52 [9] (0:12.52)						
Average Speed [km/h]	48.6	61.0	61.5	61.9	62.1	63.9	57.4						
Top Speed [km/h]	60.8	62.8	62.7	63.1	64.7	65.4	60.9						
Avg. Dist. to Rail [m]	4.0	1.6	0.5	0.6	0.9	3.7	5.0						
Avg. Stride Freq. [Hz]	2.2	2.2	2.3	2.3	2.3	2.3	2.2						
Avg. Stride Length [m]	6.2	7.6	7.4	7.5	7.3	7.2	7.1						





Horse/Jockey Name	Prized Gesture
Final Rank	12
Fastest Section Time (Section)	0:11.39 (400m)
Top Speed [km/h] (Section)	65.4 (600m)
Race State	Finished

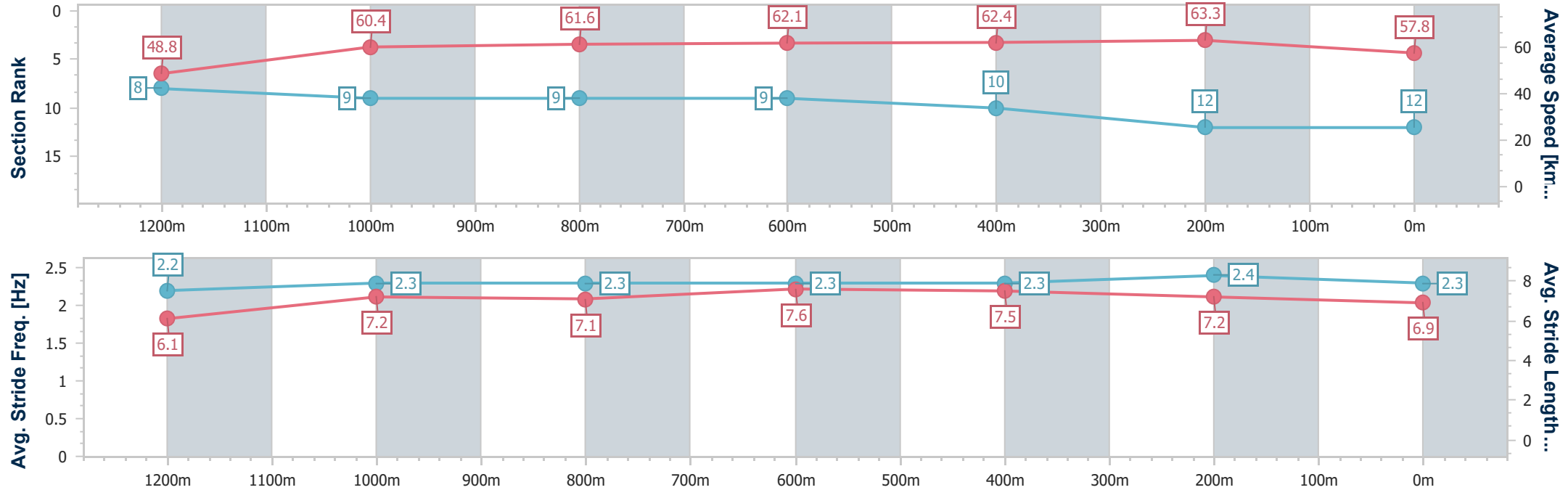


Eagle FarmProfessional  
Race 4: TEDDY BEARS PICNIC 2 AUGUST Maiden Plate - 1400m  
23 July 2025 - 14:19  
Track Rating: Good 4, Weather: Overcast, Rail Position: +12m  
Entire course



BRISBANE  
RACING CLUB

Section	Overall	1200m	1000m	800m	600m	400m	200m						
Section Times	1:25.65 [12] (0:14.80)	1:10.85 [8] (0:12.00)	0:58.85 [9] (0:11.77)	0:47.08 [9] (0:11.70)	0:35.38 [9] (0:11.59)	0:23.79 [10] (0:11.39)	0:12.40 [12] (0:12.40)						
Average Speed [km/h]	48.8	60.4	61.6	62.1	62.4	63.3	57.8						
Top Speed [km/h]	61.9	61.5	63.0	62.9	65.4	65.1	61.3						
Avg. Dist. to Rail [m]	6.9	3.3	2.4	1.5	1.2	3.1	3.2						
Avg. Stride Freq. [Hz]	2.2	2.3	2.3	2.3	2.3	2.4	2.3						
Avg. Stride Length [m]	6.1	7.2	7.1	7.6	7.5	7.2	6.9						





**Eagle Farm Professional**  
**Race 5: EAGLE FARM 160 YEARS RACEDAY** Colts, Geldings & Entires  
**Class 1 Handicap - 1200m**  
**23 July 2025 - 14:53**



Track Rating: Good 4, Weather: Overcast, Rail Position: +12m Entire course

Section					Overall	1000m	800m	600m	400m	200m	Last 600m			
Field Times					1:10.57 (0:13.27)	0:57.30 (0:10.80)	0:46.50 (0:11.49)	0:35.01 (0:10.93)	0:24.08 (0:11.44)	0:12.64 (0:12.64)	0:35.01			
Rank	TAB	Horse/Jockey	Barrier	Top Speed [km/h]	Fastest Section							Margin	Distance Travelled [m]	
1	2	ANSON BAY	7	68.6	0:10.95	1:10.57 [1]	0:56.44 [9]	0:45.49 [9]	0:34.38 [7]	0:23.26 [6]	0:12.20 [4]	1:10.57	0:34.38	
		Emily Lang		Overall	1000m	(0:14.13)	(0:10.95)	(0:11.11)	(0:11.12)	(0:11.06)	(0:12.20)			
2	6	KING OF MINTO	5	69.3	0:10.74	1:10.63 [2]	0:57.30 [2]	0:46.56 [1]	0:35.07 [1]	0:24.14 [1]	0:12.70 [1]	0.33L	0:35.07	-9
		Adin Thompson		1000m	1000m	(0:13.33)	(0:10.74)	(0:11.49)	(0:10.93)	(0:11.44)	(0:12.70)			
3	5	DE FORZA	1	67.7	0:11.01	1:10.77 [3]	0:57.26 [4]	0:46.25 [4]	0:34.86 [4]	0:23.60 [4]	0:12.33 [5]	1.14L	0:34.86	-8
		Courtney Bellamy		1000m	1000m	(0:13.51)	(0:11.01)	(0:11.39)	(0:11.26)	(0:11.27)	(0:12.33)			
4	1	ECCLESTONE	8	68.2	0:11.00	1:10.81 [4]	0:57.45 [3]	0:46.45 [2]	0:35.24 [2]	0:24.01 [2]	0:12.73 [2]	1.38L	0:35.24	-2
		Angela Jones		Overall	1000m	(0:13.36)	(0:11.00)	(0:11.21)	(0:11.23)	(0:11.28)	(0:12.73)			
5	4	BETTER BE READY	4	67.5	0:10.98	1:10.84 [5]	0:57.57 [1]	0:46.35 [3]	0:34.98 [3]	0:24.00 [3]	0:12.69 [3]	1.6L	0:34.98	-7
		Damien Thornton		Overall	600m	(0:13.27)	(0:11.22)	(0:11.37)	(0:10.98)	(0:11.31)	(0:12.69)			
6	3	HOFFMAN	6	67.7	0:10.85	1:11.66 [6]	0:57.76 [7]	0:46.91 [6]	0:35.72 [5]	0:24.48 [5]	0:12.94 [6]	6.42L	0:35.72	-7
		Bailey Wheeler		1000m	1000m	(0:13.90)	(0:10.85)	(0:11.19)	(0:11.24)	(0:11.54)	(0:12.94)			
7	8	ALL VALOUR	3	66.6	0:11.04	1:11.70 [7]	0:57.67 [8]	0:46.63 [8]	0:35.28 [9]	0:23.93 [9]	0:12.57 [8]	6.64L	0:35.28	-11
		Kirk Matheson		1000m	1000m	(0:14.03)	(0:11.04)	(0:11.35)	(0:11.35)	(0:11.36)	(0:12.57)			
8	10	CAVALHEIRO	9	67.0	0:11.07	1:11.78 [8]	0:57.95 [6]	0:46.88 [7]	0:35.58 [8]	0:24.38 [7]	0:12.72 [7]	7.11L	0:35.58	-2
		Siobhan Rutledge		1000m	1000m	(0:13.83)	(0:11.07)	(0:11.30)	(0:11.20)	(0:11.66)	(0:12.72)			
9	9	NO DOUBLE DIPPING	2	67.2	0:10.99	1:12.18 [9]	0:58.49 [5]	0:47.50 [5]	0:36.19 [6]	0:24.66 [8]	0:13.02 [9]	9.45L	0:36.19	-12
		Georgina Cartwright		Overall	1000m	(0:13.69)	(0:10.99)	(0:11.31)	(0:11.53)	(0:11.64)	(0:13.02)			

Scratched: Moonshine Run (#7)



Horse/Jockey Name	Anson Bay
Final Rank	1
Fastest Section Time (Section)	0:10.95 (1000m)
Top Speed [km/h] (Section)	68.6 (Overall)
Race State	Finished

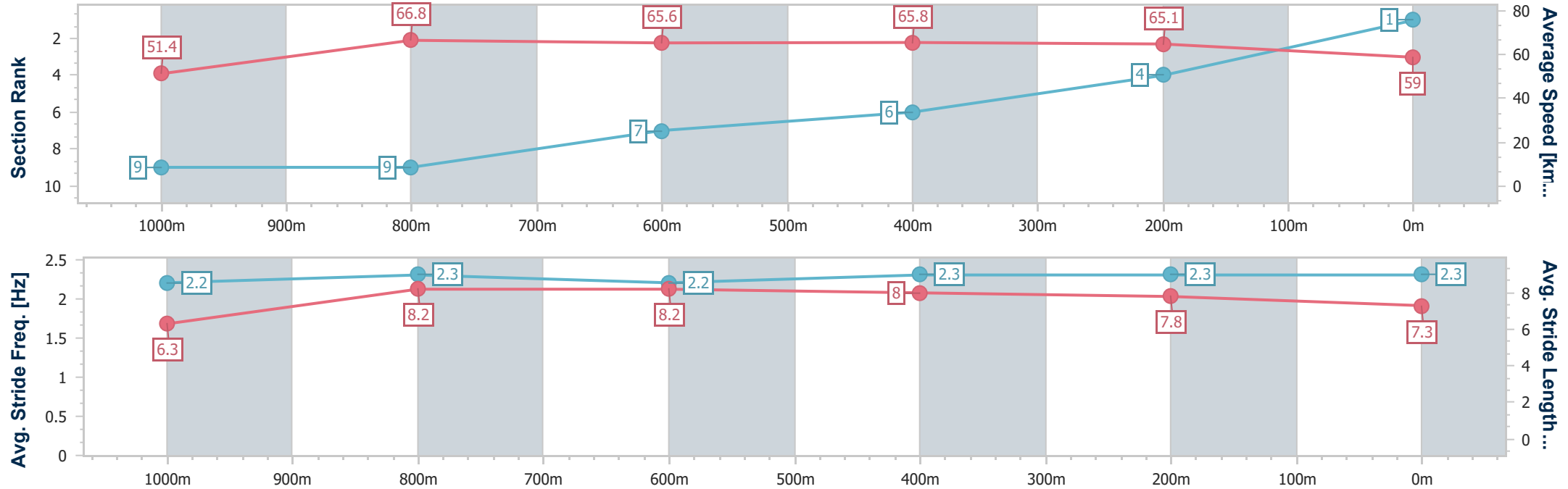


Eagle FarmProfessional  
Race 5: EAGLE FARM 160 YEARS RACEDAY Colts, Geldings & Entires Class 1 Handicap - 1200m  
23 July 2025 - 14:53  
Track Rating: Good 4, Weather: Overcast, Rail Position: +12m  
Entire course



BRISBANE  
RACING CLUB

Section	Overall	1000m	800m	600m	400m	200m								
Section Times	1:10.57 [1] (0:14.13)	0:56.44 [9] (0:10.95)	0:45.49 [9] (0:11.11)	0:34.38 [7] (0:11.12)	0:23.26 [6] (0:11.06)	0:12.20 [4] (0:12.20)								
Average Speed [km/h]	51.4	66.8	65.6	65.8	65.1	59.0								
Top Speed [km/h]	68.6	68.6	66.6	66.7	66.8	62.7								
Avg. Dist. to Rail [m]	4.7	3.5	3.0	3.8	5.5	5.3								
Avg. Stride Freq. [Hz]	2.2	2.3	2.2	2.3	2.3	2.3								
Avg. Stride Length [m]	6.3	8.2	8.2	8.0	7.8	7.3								



[ ] Ranking at each section and finish  
-.-.- No data available at this section  
NA No data available



Horse/Jockey Name	King Of Minto
Final Rank	2
Fastest Section Time (Section)	0:10.74 (1000m)
Top Speed [km/h] (Section)	69.3 (1000m)
Race State	Finished

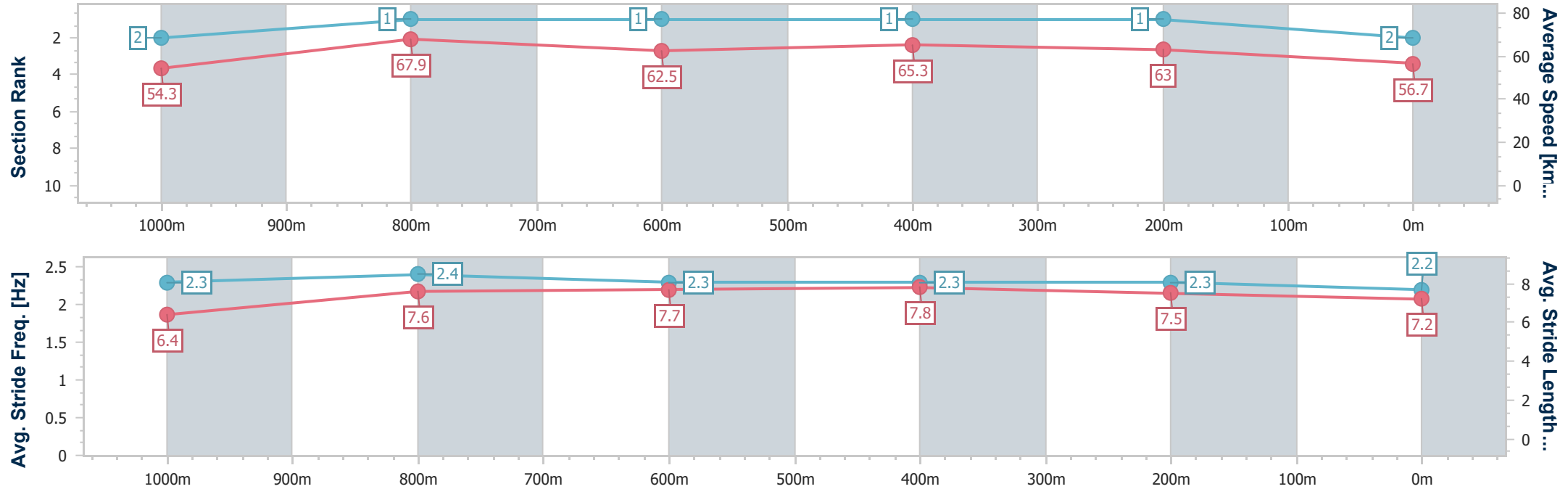


Eagle FarmProfessional  
Race 5: EAGLE FARM 160 YEARS RACEDAY Colts, Geldings & Entires Class 1 Handicap - 1200m  
23 July 2025 - 14:53  
Track Rating: Good 4, Weather: Overcast, Rail Position: +12m  
Entire course



BRISBANE  
RACING CLUB

Section	Overall	1000m	800m	600m	400m	200m								
Section Times	1:10.63 [2] (0:13.33)	0:57.30 [2] (0:10.74)	0:46.56 [1] (0:11.49)	0:35.07 [1] (0:10.93)	0:24.14 [1] (0:11.44)	0:12.70 [1] (0:12.70)								
Average Speed [km/h]	54.3	67.9	62.5	65.3	63.0	56.7								
Top Speed [km/h]	68.2	69.3	65.9	66.1	65.2	59.3								
Avg. Dist. to Rail [m]	3.7	3.1	1.3	1.8	0.4	0.4								
Avg. Stride Freq. [Hz]	2.3	2.4	2.3	2.3	2.3	2.2								
Avg. Stride Length [m]	6.4	7.6	7.7	7.8	7.5	7.2								





Horse/Jockey Name	De Forza
Final Rank	3
Fastest Section Time (Section)	0:11.01 (1000m)
Top Speed [km/h] (Section)	67.7 (1000m)
Race State	Finished

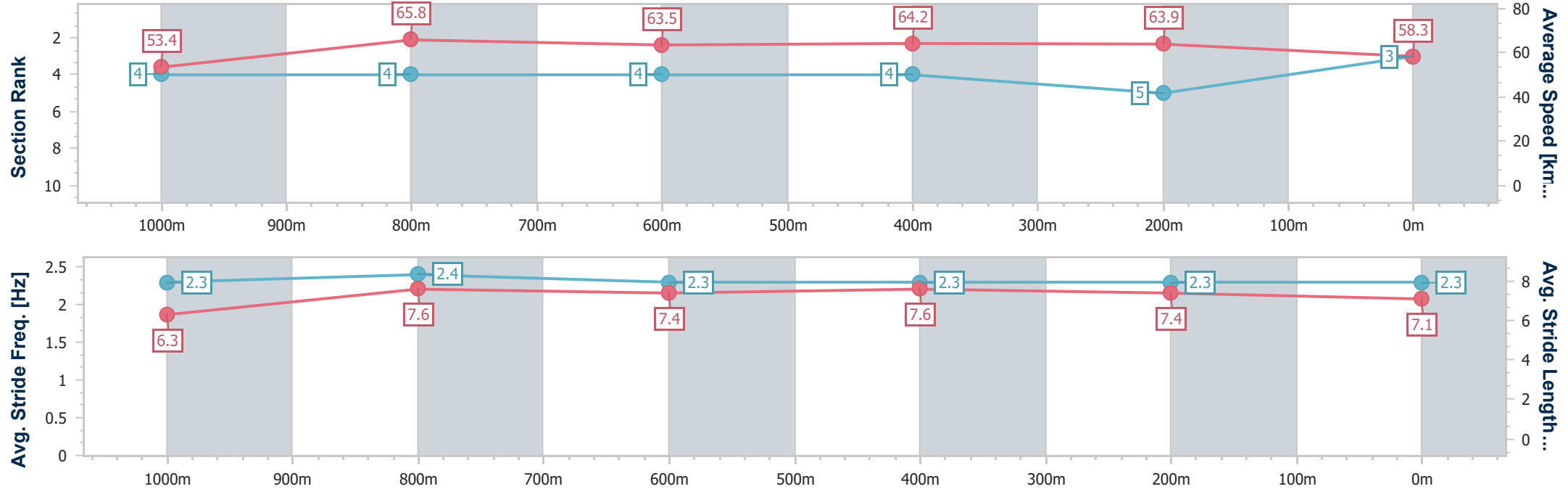


Eagle FarmProfessional  
Race 5: EAGLE FARM 160 YEARS RACEDAY Colts, Geldings & Entires Class 1 Handicap - 1200m  
23 July 2025 - 14:53  
Track Rating: Good 4, Weather: Overcast, Rail Position: +12m  
Entire course



BRISBANE  
RACING CLUB

Section	Overall	1000m	800m	600m	400m	200m							
Section Times	1:10.77 [3] (0:13.51)	0:57.26 [4] (0:11.01)	0:46.25 [4] (0:11.39)	0:34.86 [4] (0:11.26)	0:23.60 [4] (0:11.27)	0:12.33 [5] (0:12.33)							
Average Speed [km/h]	53.4	65.8	63.5	64.2	63.9	58.3							
Top Speed [km/h]	67.7	67.7	65.3	65.7	65.6	61.3							
Avg. Dist. to Rail [m]	1.2	1.5	1.0	0.4	2.5	3.1							
Avg. Stride Freq. [Hz]	2.3	2.4	2.3	2.3	2.3	2.3							
Avg. Stride Length [m]	6.3	7.6	7.4	7.6	7.4	7.1							







Horse/Jockey Name	Ecclestone
Final Rank	4
Fastest Section Time (Section)	0:11.00 (1000m)
Top Speed [km/h] (Section)	68.2 (Overall)
Race State	Finished

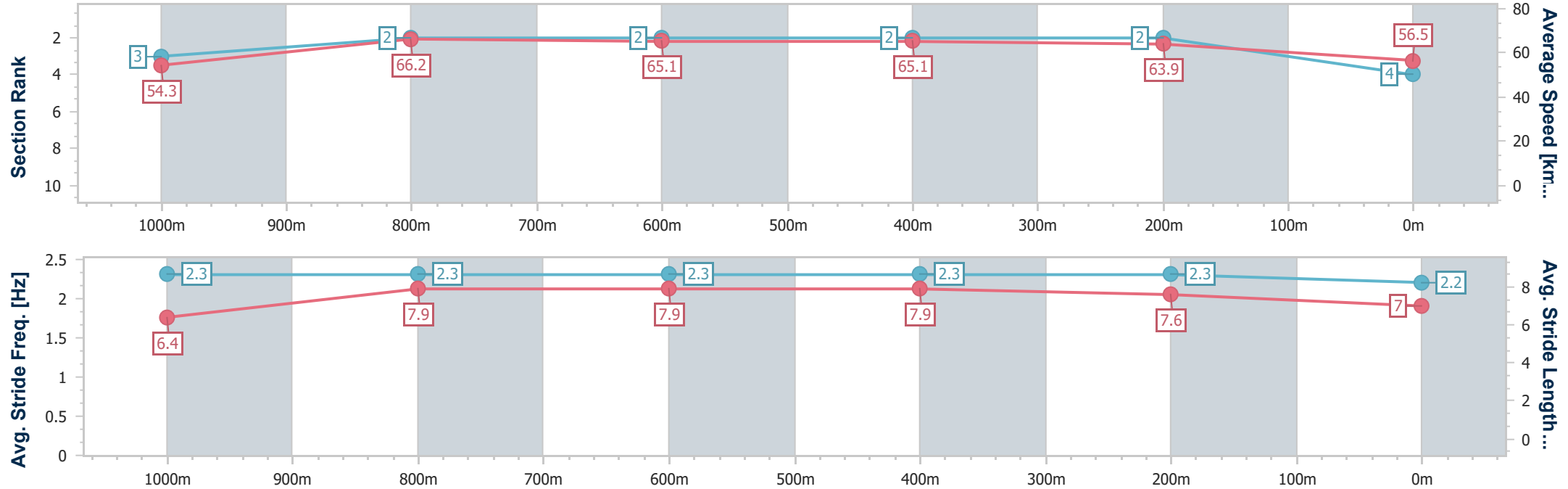


Eagle FarmProfessional  
Race 5: EAGLE FARM 160 YEARS RACEDAY Colts, Geldings & Entires Class 1 Handicap - 1200m  
23 July 2025 - 14:53  
Track Rating: Good 4, Weather: Overcast, Rail Position: +12m  
Entire course



BRISBANE  
RACING CLUB

Section	Overall	1000m	800m	600m	400m	200m								
Section Times	1:10.81 [4] (0:13.36)	0:57.45 [3] (0:11.00)	0:46.45 [2] (0:11.21)	0:35.24 [2] (0:11.23)	0:24.01 [2] (0:11.28)	0:12.73 [2] (0:12.73)								
Average Speed [km/h]	54.3	66.2	65.1	65.1	63.9	56.5								
Top Speed [km/h]	68.2	67.2	65.6	66.3	65.8	61.2								
Avg. Dist. to Rail [m]	4.6	3.0	3.0	3.2	3.8	4.1								
Avg. Stride Freq. [Hz]	2.3	2.3	2.3	2.3	2.3	2.2								
Avg. Stride Length [m]	6.4	7.9	7.9	7.9	7.6	7.0								



[ ] Ranking at each section and finish  
-.-.- No data available at this section  
NA No data available



Horse/Jockey Name	Better Be Ready
Final Rank	5
Fastest Section Time (Section)	0:10.98 (600m)
Top Speed [km/h] (Section)	67.5 (Overall)
Race State	Finished

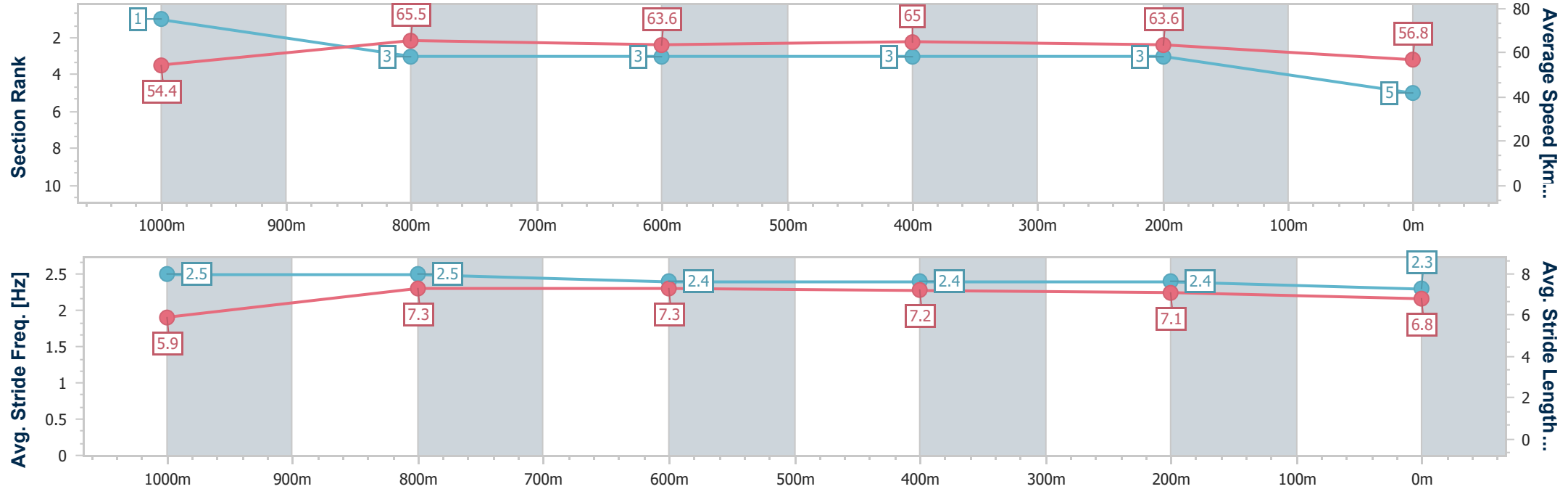


Eagle FarmProfessional  
Race 5: EAGLE FARM 160 YEARS RACEDAY Colts, Geldings & Entires Class 1 Handicap - 1200m  
23 July 2025 - 14:53  
Track Rating: Good 4, Weather: Overcast, Rail Position: +12m  
Entire course



BRISBANE  
RACING CLUB

Section	Overall	1000m	800m	600m	400m	200m								
Section Times	1:10.84 [5] (0:13.27)	0:57.57 [1] (0:11.22)	0:46.35 [3] (0:11.37)	0:34.98 [3] (0:10.98)	0:24.00 [3] (0:11.31)	0:12.69 [3] (0:12.69)								
Average Speed [km/h]	54.4	65.5	63.6	65.0	63.6	56.8								
Top Speed [km/h]	67.5	67.0	64.5	65.8	65.2	60.7								
Avg. Dist. to Rail [m]	2.1	3.8	1.9	2.5	1.7	1.9								
Avg. Stride Freq. [Hz]	2.5	2.5	2.4	2.4	2.4	2.3								
Avg. Stride Length [m]	5.9	7.3	7.3	7.2	7.1	6.8								





Horse/Jockey Name	Hoffman
Final Rank	6
Fastest Section Time (Section)	0:10.85 (1000m)
Top Speed [km/h] (Section)	67.7 (1000m)
Race State	Finished

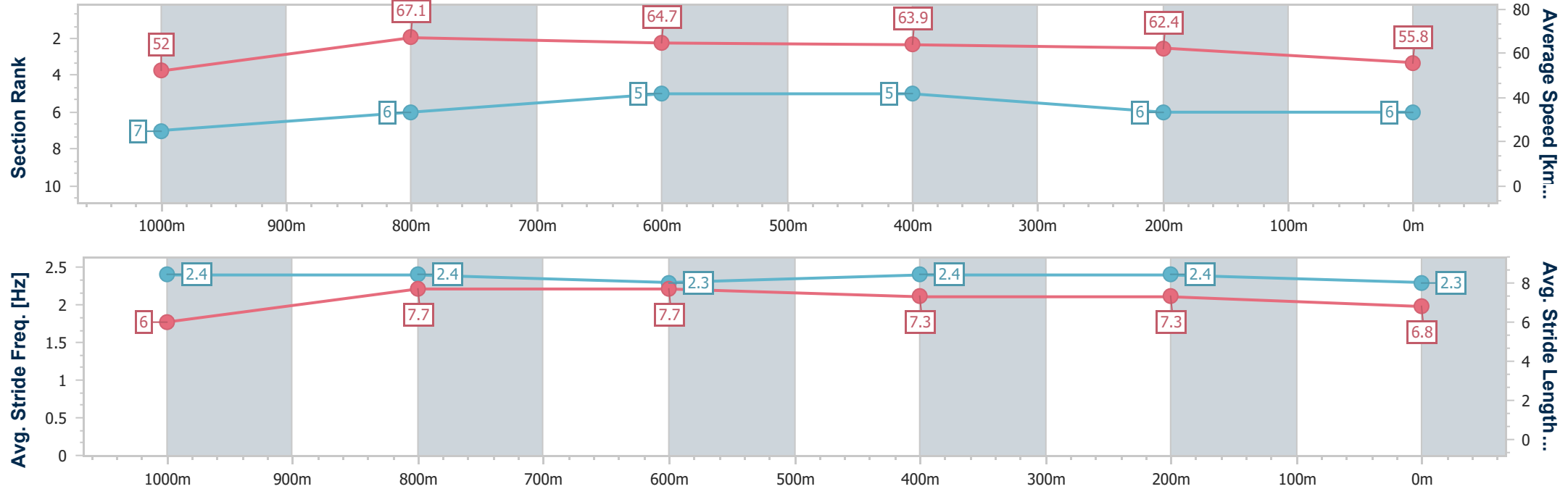


Eagle FarmProfessional  
Race 5: EAGLE FARM 160 YEARS RACEDAY Colts, Geldings & Entires Class 1 Handicap - 1200m  
23 July 2025 - 14:53  
Track Rating: Good 4, Weather: Overcast, Rail Position: +12m  
Entire course



BRISBANE  
RACING CLUB

Section	Overall	1000m	800m	600m	400m	200m							
Section Times	1:11.66 [6] (0:13.90)	0:57.76 [7] (0:10.85)	0:46.91 [6] (0:11.19)	0:35.72 [5] (0:11.24)	0:24.48 [5] (0:11.54)	0:12.94 [6] (0:12.94)							
Average Speed [km/h]	52.0	67.1	64.7	63.9	62.4	55.8							
Top Speed [km/h]	66.5	67.7	67.6	65.2	64.8	59.2							
Avg. Dist. to Rail [m]	3.1	2.3	1.5	0.5	3.1	5.2							
Avg. Stride Freq. [Hz]	2.4	2.4	2.3	2.4	2.4	2.3							
Avg. Stride Length [m]	6.0	7.7	7.7	7.3	7.3	6.8							





Horse/Jockey Name	All Valour
Final Rank	7
Fastest Section Time (Section)	0:11.04 (1000m)
Top Speed [km/h] (Section)	66.6 (1000m)
Race State	Finished

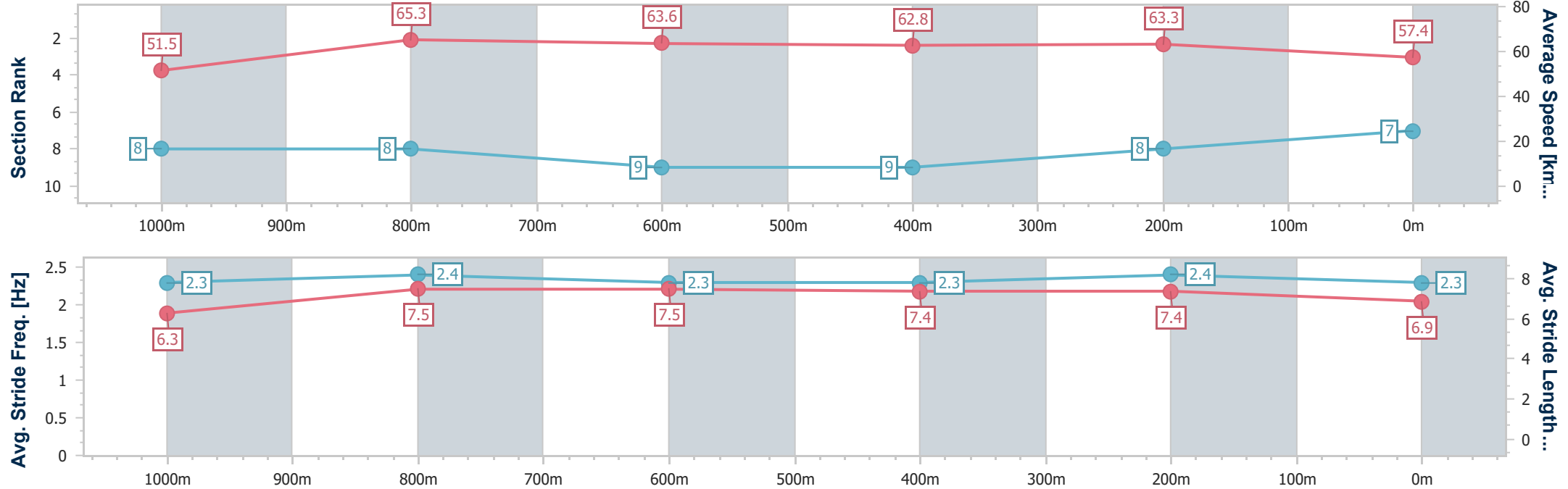


Eagle FarmProfessional  
Race 5: EAGLE FARM 160 YEARS RACEDAY Colts, Geldings & Entires Class 1 Handicap - 1200m  
23 July 2025 - 14:53  
Track Rating: Good 4, Weather: Overcast, Rail Position: +12m  
Entire course



BRISBANE  
RACING CLUB

Section	Overall	1000m	800m	600m	400m	200m								
Section Times	1:11.70 [7] (0:14.03)	0:57.67 [8] (0:11.04)	0:46.63 [8] (0:11.35)	0:35.28 [9] (0:11.35)	0:23.93 [9] (0:11.36)	0:12.57 [8] (0:12.57)								
Average Speed [km/h]	51.5	65.3	63.6	62.8	63.3	57.4								
Top Speed [km/h]	65.7	66.6	65.2	64.9	65.6	62.2								
Avg. Dist. to Rail [m]	1.3	0.8	0.8	1.6	1.1	2.5								
Avg. Stride Freq. [Hz]	2.3	2.4	2.3	2.3	2.4	2.3								
Avg. Stride Length [m]	6.3	7.5	7.5	7.4	7.4	6.9								



[ ] Ranking at each section and finish  
-.-.- No data available at this section  
NA No data available



Horse/Jockey Name	Cavalheiro
Final Rank	8
Fastest Section Time (Section)	0:11.07 (1000m)
Top Speed [km/h] (Section)	67.0 (1000m)
Race State	Finished

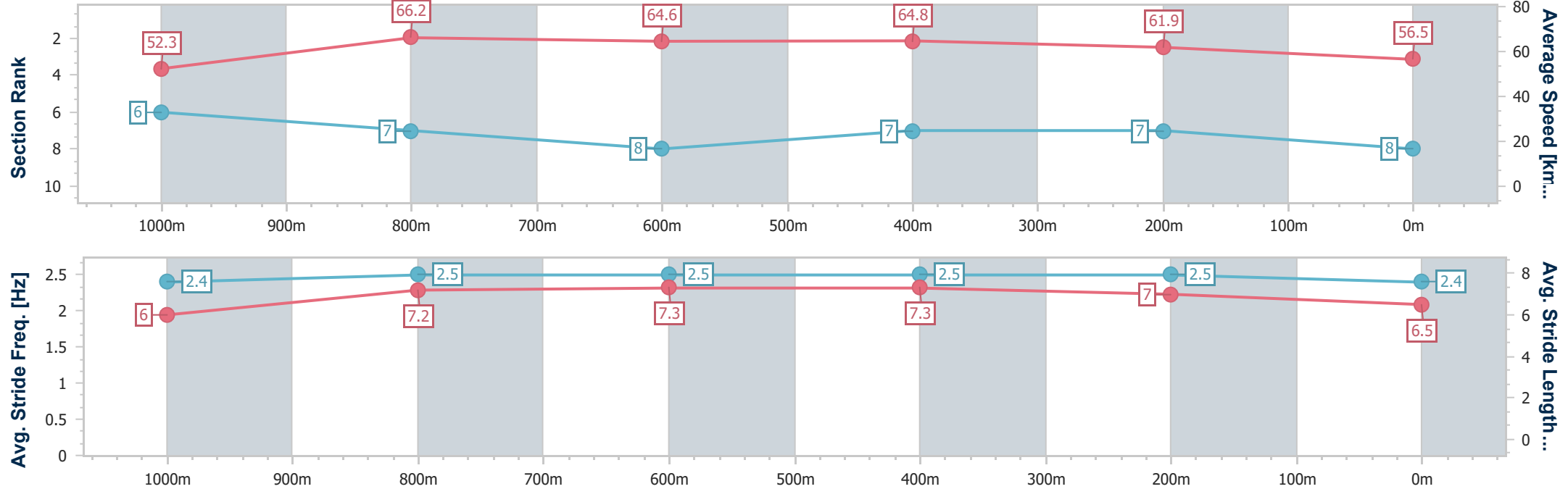


Eagle FarmProfessional  
Race 5: EAGLE FARM 160 YEARS RACEDAY Colts, Geldings & Entires Class 1 Handicap - 1200m  
23 July 2025 - 14:53  
Track Rating: Good 4, Weather: Overcast, Rail Position: +12m  
Entire course



BRISBANE  
RACING CLUB

Section	Overall	1000m	800m	600m	400m	200m								
Section Times	1:11.78 [8] (0:13.83)	0:57.95 [6] (0:11.07)	0:46.88 [7] (0:11.30)	0:35.58 [8] (0:11.20)	0:24.38 [7] (0:11.66)	0:12.72 [7] (0:12.72)								
Average Speed [km/h]	52.3	66.2	64.6	64.8	61.9	56.5								
Top Speed [km/h]	65.6	67.0	65.8	66.0	64.0	58.4								
Avg. Dist. to Rail [m]	4.6	4.3	3.3	2.0	4.6	5.0								
Avg. Stride Freq. [Hz]	2.4	2.5	2.5	2.5	2.5	2.4								
Avg. Stride Length [m]	6.0	7.2	7.3	7.3	7.0	6.5								



[ ] Ranking at each section and finish  
-.-.- No data available at this section  
NA No data available



Horse/Jockey Name	No Double Dipping
Final Rank	9
Fastest Section Time (Section)	0:10.99 (1000m)
Top Speed [km/h] (Section)	67.2 (Overall)
Race State	Finished

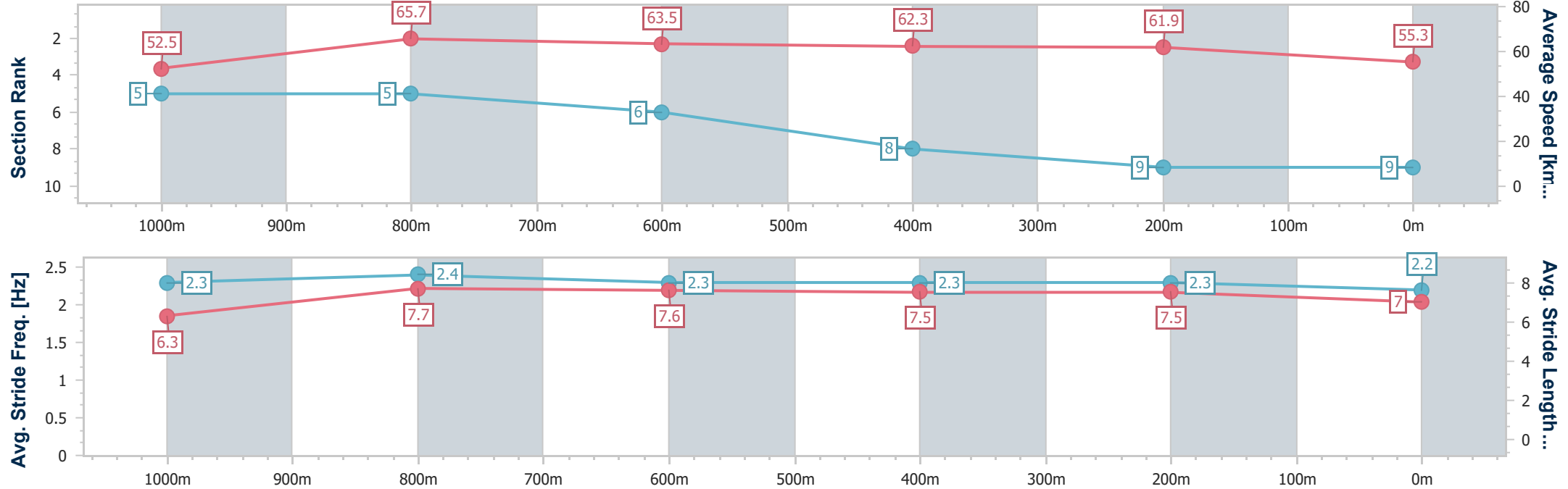


Eagle FarmProfessional  
Race 5: EAGLE FARM 160 YEARS RACEDAY Colts, Geldings & Entires Class 1 Handicap - 1200m  
23 July 2025 - 14:53  
Track Rating: Good 4, Weather: Overcast, Rail Position: +12m  
Entire course



BRISBANE  
RACING CLUB

Section	Overall	1000m	800m	600m	400m	200m								
Section Times	1:12.18 [9] (0:13.69)	0:58.49 [5] (0:10.99)	0:47.50 [5] (0:11.31)	0:36.19 [6] (0:11.53)	0:24.66 [8] (0:11.64)	0:13.02 [9] (0:13.02)								
Average Speed [km/h]	52.5	65.7	63.5	62.3	61.9	55.3								
Top Speed [km/h]	67.2	66.7	66.2	63.3	63.8	59.9								
Avg. Dist. to Rail [m]	1.6	0.9	0.7	0.5	0.7	0.2								
Avg. Stride Freq. [Hz]	2.3	2.4	2.3	2.3	2.3	2.2								
Avg. Stride Length [m]	6.3	7.7	7.6	7.5	7.5	7.0								





# Eagle Farm Professional

## Race 6: XXXX GOLD Fillies & Mares Class 1 Handicap - 1200m

23 July 2025 - 15:28



BRISBANE  
RACING CLUB

Track Rating: Good 4, Weather: Overcast, Rail Position: +12m Entire course

Section						Overall	1000m	800m	600m	400m	200m	Last 600m		
Field Times						1:10.47 (0:13.40)	0:57.07 (0:10.80)	0:46.27 (0:11.19)	0:35.08 (0:11.37)	0:23.71 (0:11.47)	0:12.24 (0:12.24)	0:35.08		
Rank	TAB	Horse/Jockey	Barrier	Top Speed [km/h]	Fastest Section							Margin	Distance Travelled [m]	
1	2	ACAPULCO GIRL	7	71.2	0:10.77	1:10.47 [1]	0:56.59 [6]	0:45.82 [5]	0:34.47 [6]	0:23.27 [6]	0:12.24 [1]	1:10.47	0:34.47	
		Ryan Maloney		1000m	1000m	(0:13.88)	(0:10.77)	(0:11.35)	(0:11.20)	(0:11.03)	(0:12.24)			
2	5	ZOUFANI	1	68.7	0:10.87	1:10.66 [2]	0:57.26 [1]	0:46.39 [2]	0:35.08 [3]	0:23.90 [1]	0:12.43 [2]	1.12L	0:35.08	-8
		Angela Jones		1000m	1000m	(0:13.40)	(0:10.87)	(0:11.31)	(0:11.18)	(0:11.47)	(0:12.43)			
3	1	RED HOT LIZZIE	3	68.6	0:10.77	1:10.81 [3]	0:57.11 [4]	0:46.34 [4]	0:35.25 [2]	0:23.97 [3]	0:12.53 [4]	1.97L	0:35.25	-8
		Kyle Wilson-Taylor		1000m	1000m	(0:13.70)	(0:10.77)	(0:11.09)	(0:11.28)	(0:11.44)	(0:12.53)			
4	8	DIVINE SOURCE	2	70.1	0:10.78	1:11.02 [4]	0:57.60 [2]	0:46.82 [1]	0:35.63 [1]	0:24.24 [2]	0:12.76 [3]	3.23L	0:35.63	-2
		Siobhan Rutledge		1000m	1000m	(0:13.42)	(0:10.78)	(0:11.19)	(0:11.39)	(0:11.48)	(0:12.76)			
5	4	MAGIC ISLAND	5	67.3	0:10.88	1:11.06 [5]	0:57.22 [5]	0:46.34 [6]	0:35.10 [5]	0:23.87 [5]	0:12.45 [6]	3.48L	0:35.10	-7
		Corey Sutherland		Overall	1000m	(0:13.84)	(0:10.88)	(0:11.24)	(0:11.23)	(0:11.42)	(0:12.45)			
6	6	PRIVATE EQUITY	6	68.8	0:10.78	1:11.10 [6]	0:56.93 [7]	0:46.15 [7]	0:34.92 [7]	0:23.72 [7]	0:12.51 [5]	3.71L	0:34.92	-5
		Jag Guthmann-Chester		1000m	1000m	(0:14.17)	(0:10.78)	(0:11.23)	(0:11.20)	(0:11.21)	(0:12.51)			
7	9	MAYBE	4	69.8	0:10.77	1:13.20 [7]	0:59.61 [3]	0:48.84 [3]	0:37.56 [4]	0:26.16 [4]	0:14.25 [7]	16.07L	0:37.56	-1
		Emily Lang		1000m	1000m	(0:13.59)	(0:10.77)	(0:11.28)	(0:11.40)	(0:11.91)	(0:14.25)			

Scratched: Ashilla (#11), Vocals (#10), Capital Diva (#7), Bright Blonde (#3)



Horse/Jockey Name	Acapulco Girl
Final Rank	1
Fastest Section Time (Section)	0:10.77 (1000m)
Top Speed [km/h] (Section)	71.2 (1000m)
Race State	Finished

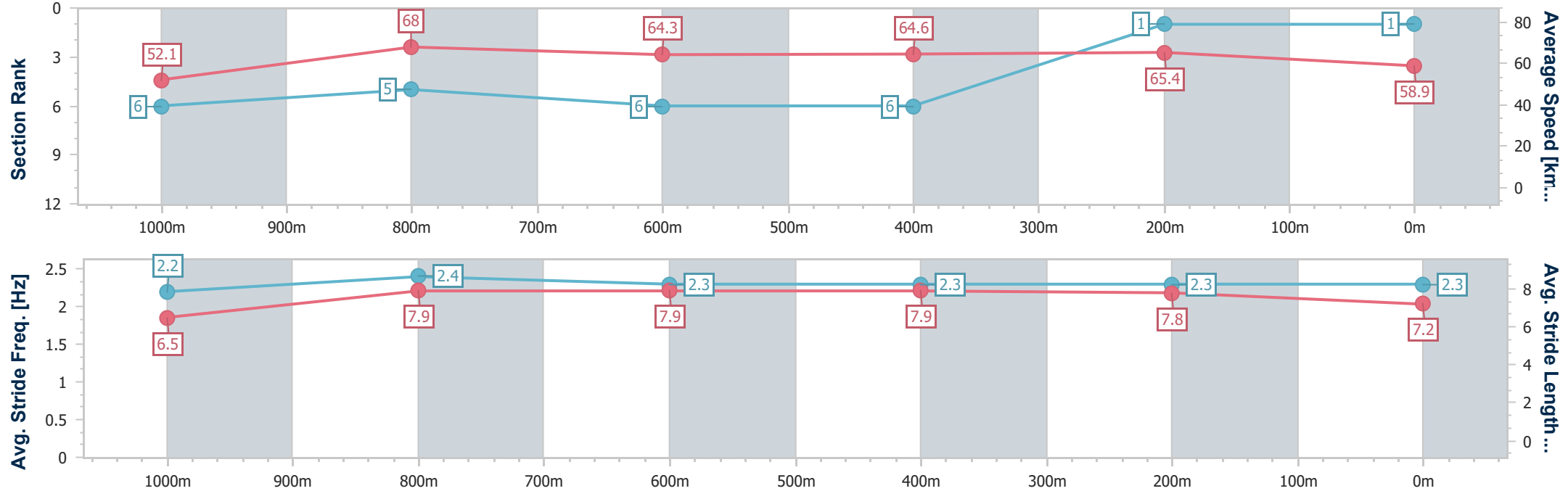


Eagle Farm Professional  
Race 6: XXXX GOLD Fillies & Mares Class 1 Handicap - 1200m  
23 July 2025 - 15:28  
Track Rating: Good 4, Weather: Overcast, Rail Position: +12m  
Entire course



BRISBANE  
RACING CLUB

Section	Overall	1000m	800m	600m	400m	200m								
Section Times	1:10.47 [1] (0:13.88)	0:56.59 [6] (0:10.77)	0:45.82 [5] (0:11.35)	0:34.47 [6] (0:11.20)	0:23.27 [6] (0:11.03)	0:12.24 [1] (0:12.24)								
Average Speed [km/h]	52.1	68.0	64.3	64.6	65.4	58.9								
Top Speed [km/h]	65.9	71.2	65.6	67.2	67.4	63.0								
Avg. Dist. to Rail [m]	3.6	2.6	3.5	2.0	4.5	6.1								
Avg. Stride Freq. [Hz]	2.2	2.4	2.3	2.3	2.3	2.3								
Avg. Stride Length [m]	6.5	7.9	7.9	7.9	7.8	7.2								







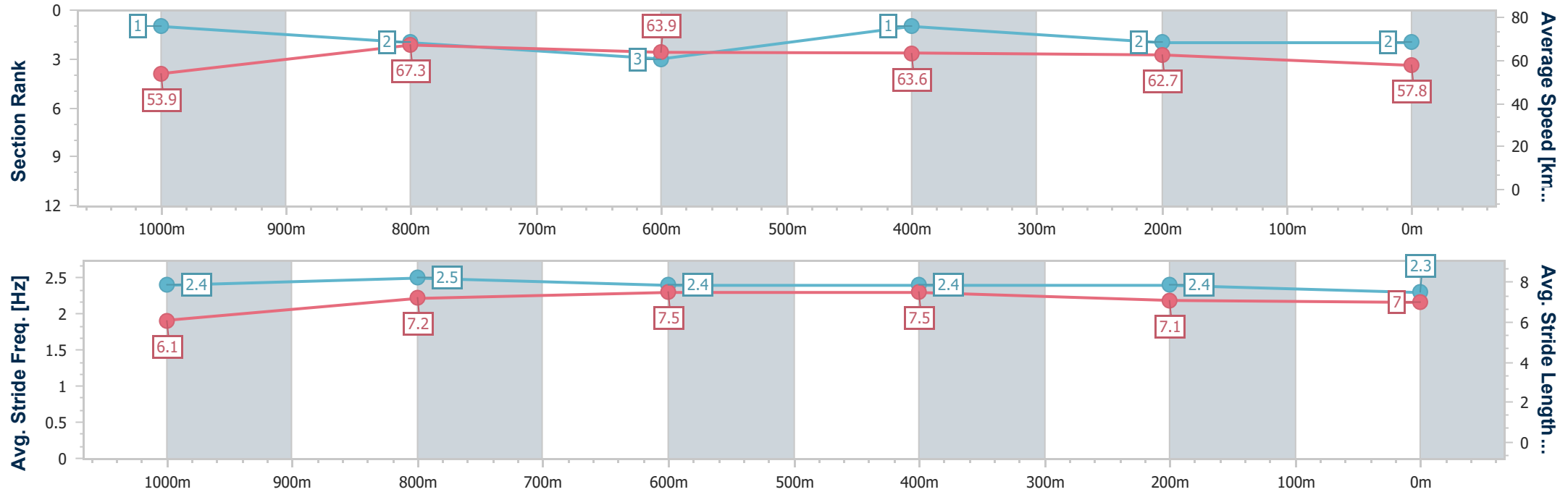
Horse/Jockey Name	Zoufani
Final Rank	2
Fastest Section Time (Section)	0:10.87 (1000m)
Top Speed [km/h] (Section)	68.7 (1000m)
Race State	Finished



Eagle FarmProfessional  
Race 6: XXXX GOLD Fillies & Mares Class 1 Handicap - 1200m  
23 July 2025 - 15:28  
Track Rating: Good 4, Weather: Overcast, Rail Position: +12m  
Entire course



Section	Overall	1000m	800m	600m	400m	200m								
Section Times	1:10.66 [2] (0:13.40)	0:57.26 [1] (0:10.87)	0:46.39 [2] (0:11.31)	0:35.08 [3] (0:11.18)	0:23.90 [1] (0:11.47)	0:12.43 [2] (0:12.43)								
Average Speed [km/h]	53.9	67.3	63.9	63.6	62.7	57.8								
Top Speed [km/h]	68.1	68.7	65.3	64.1	64.3	60.9								
Avg. Dist. to Rail [m]	1.5	2.5	1.1	2.9	1.3	2.2								
Avg. Stride Freq. [Hz]	2.4	2.5	2.4	2.4	2.4	2.3								
Avg. Stride Length [m]	6.1	7.2	7.5	7.5	7.1	7.0								





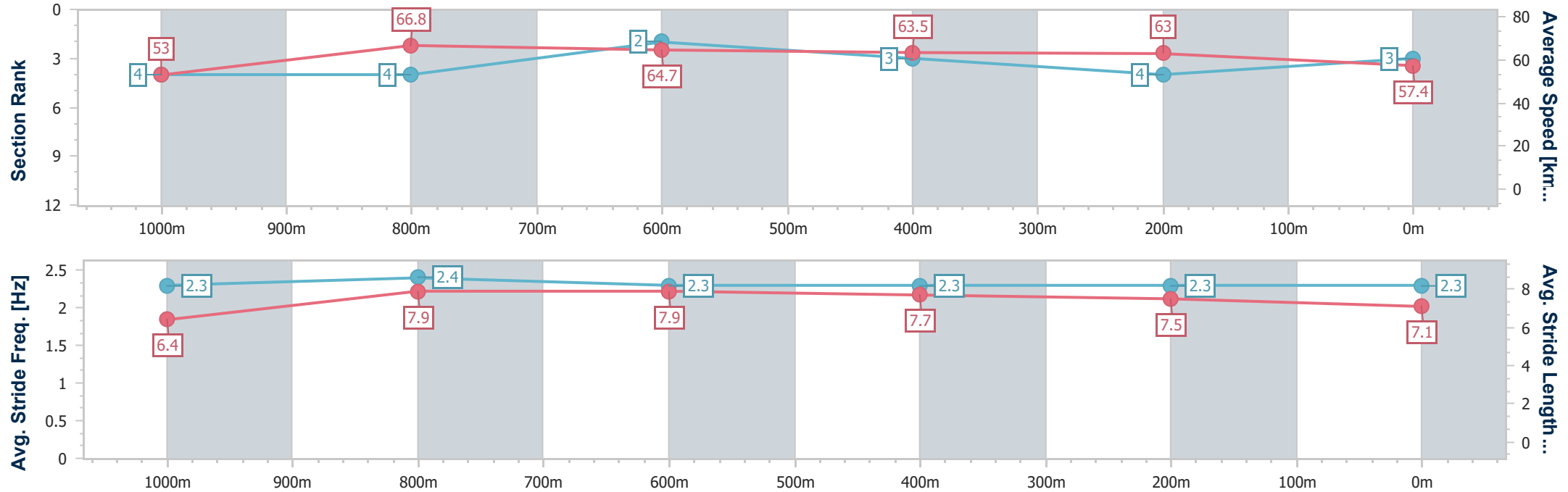
Horse/Jockey Name	Red Hot Lizzie
Final Rank	3
Fastest Section Time (Section)	0:10.77 (1000m)
Top Speed [km/h] (Section)	68.6 (1000m)
Race State	Finished



Eagle FarmProfessional  
Race 6: XXXX GOLD Fillies & Mares Class 1 Handicap - 1200m  
23 July 2025 - 15:28  
Track Rating: Good 4, Weather: Overcast, Rail Position: +12m  
Entire course



Section	Overall	1000m	800m	600m	400m	200m							
Section Times	1:10.81 [3] (0:13.70)	0:57.11 [4] (0:10.77)	0:46.34 [4] (0:11.09)	0:35.25 [2] (0:11.28)	0:23.97 [3] (0:11.44)	0:12.53 [4] (0:12.53)							
Average Speed [km/h]	53.0	66.8	64.7	63.5	63.0	57.4							
Top Speed [km/h]	66.8	68.6	65.8	64.5	65.0	61.3							
Avg. Dist. to Rail [m]	1.7	0.6	1.2	1.1	3.9	6.1							
Avg. Stride Freq. [Hz]	2.3	2.4	2.3	2.3	2.3	2.3							
Avg. Stride Length [m]	6.4	7.9	7.9	7.7	7.5	7.1							





Horse/Jockey Name	Divine Source
Final Rank	4
Fastest Section Time (Section)	0:10.78 (1000m)
Top Speed [km/h] (Section)	70.1 (1000m)
Race State	Finished

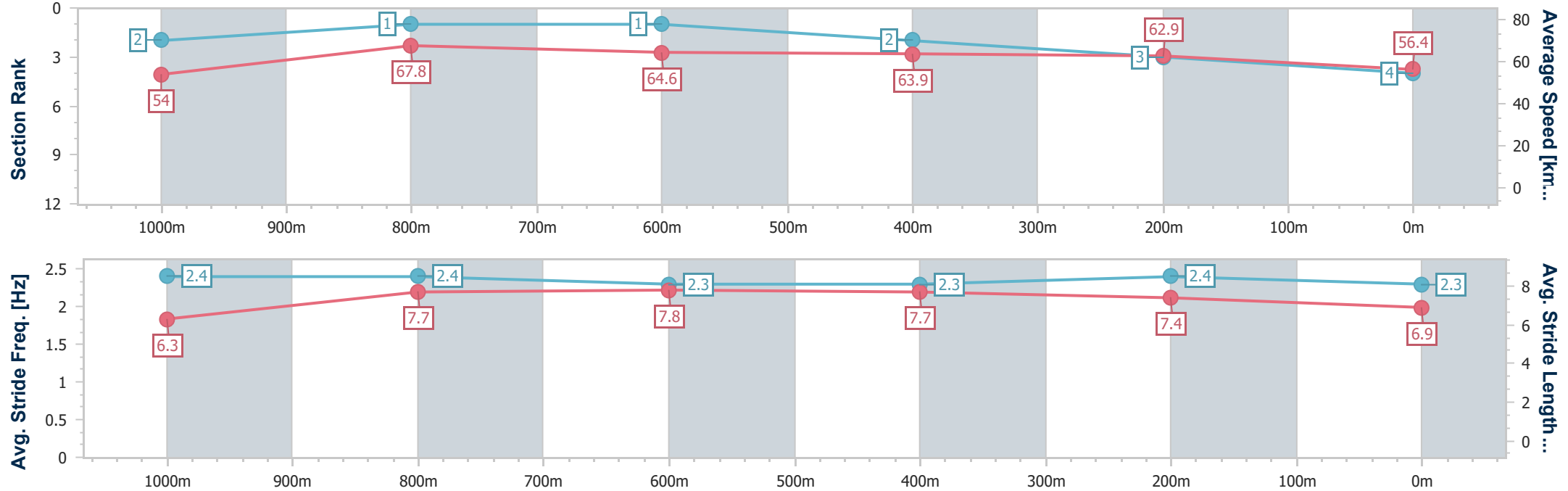


Eagle FarmProfessional  
Race 6: XXXX GOLD Fillies & Mares Class 1 Handicap - 1200m  
23 July 2025 - 15:28  
Track Rating: Good 4, Weather: Overcast, Rail Position: +12m  
Entire course



BRISBANE  
RACING CLUB

Section	Overall	1000m	800m	600m	400m	200m							
Section Times	1:11.02 [4] (0:13.42)	0:57.60 [2] (0:10.78)	0:46.82 [1] (0:11.19)	0:35.63 [1] (0:11.39)	0:24.24 [2] (0:11.48)	0:12.76 [3] (0:12.76)							
Average Speed [km/h]	54.0	67.8	64.6	63.9	62.9	56.4							
Top Speed [km/h]	68.7	70.1	66.1	64.8	65.2	60.3							
Avg. Dist. to Rail [m]	1.8	2.7	1.7	2.4	4.4	4.0							
Avg. Stride Freq. [Hz]	2.4	2.4	2.3	2.3	2.4	2.3							
Avg. Stride Length [m]	6.3	7.7	7.8	7.7	7.4	6.9							





Horse/Jockey Name	Magic Island
Final Rank	5
Fastest Section Time (Section)	0:10.88 (1000m)
Top Speed [km/h] (Section)	67.3 (Overall)
Race State	Finished

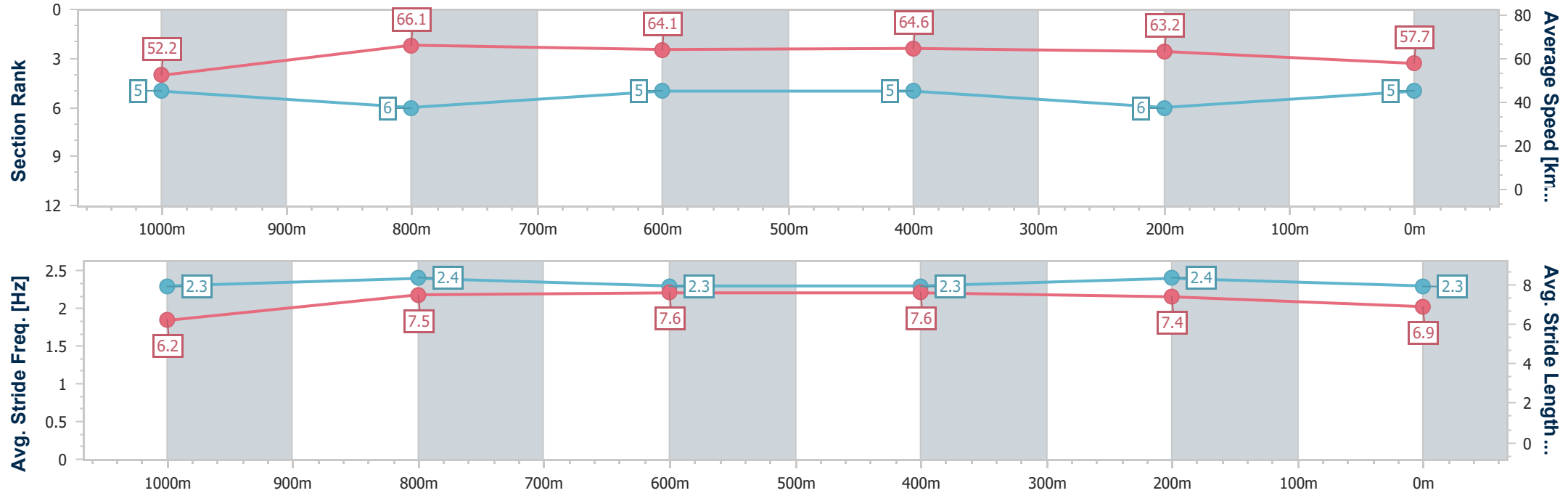


Eagle FarmProfessional  
Race 6: XXXX GOLD Fillies & Mares Class 1 Handicap - 1200m  
23 July 2025 - 15:28  
Track Rating: Good 4, Weather: Overcast, Rail Position: +12m  
Entire course



BRISBANE  
RACING CLUB

Section	Overall	1000m	800m	600m	400m	200m							
Section Times	1:11.06 [5] (0:13.84)	0:57.22 [5] (0:10.88)	0:46.34 [6] (0:11.24)	0:35.10 [5] (0:11.23)	0:23.87 [5] (0:11.42)	0:12.45 [6] (0:12.45)							
Average Speed [km/h]	52.2	66.1	64.1	64.6	63.2	57.7							
Top Speed [km/h]	67.3	67.3	66.6	66.0	66.6	61.3							
Avg. Dist. to Rail [m]	2.4	0.7	0.8	1.0	4.4	5.2							
Avg. Stride Freq. [Hz]	2.3	2.4	2.3	2.3	2.4	2.3							
Avg. Stride Length [m]	6.2	7.5	7.6	7.6	7.4	6.9							



[ ] Ranking at each section and finish  
-.-.- No data available at this section  
NA No data available



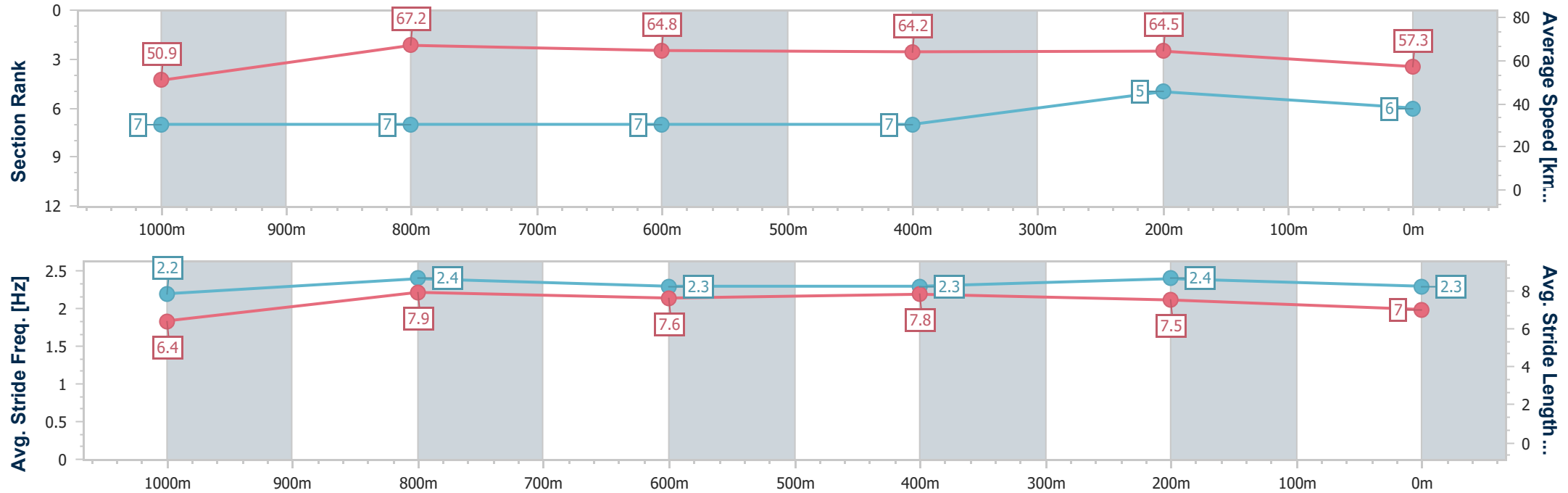
Horse/Jockey Name	Private Equity
Final Rank	6
Fastest Section Time (Section)	0:10.78 (1000m)
Top Speed [km/h] (Section)	68.8 (1000m)
Race State	Finished



Eagle FarmProfessional  
Race 6: XXXX GOLD Fillies & Mares Class 1 Handicap - 1200m  
23 July 2025 - 15:28  
Track Rating: Good 4, Weather: Overcast, Rail Position: +12m  
Entire course



Section	Overall	1000m	800m	600m	400m	200m							
Section Times	1:11.10 [6] (0:14.17)	0:56.93 [7] (0:10.78)	0:46.15 [7] (0:11.23)	0:34.92 [7] (0:11.20)	0:23.72 [7] (0:11.21)	0:12.51 [5] (0:12.51)							
Average Speed [km/h]	50.9	67.2	64.8	64.2	64.5	57.3							
Top Speed [km/h]	64.3	68.8	66.7	65.3	66.4	61.7							
Avg. Dist. to Rail [m]	2.3	1.5	2.2	0.5	7.2	8.6							
Avg. Stride Freq. [Hz]	2.2	2.4	2.3	2.3	2.4	2.3							
Avg. Stride Length [m]	6.4	7.9	7.6	7.8	7.5	7.0							





Horse/Jockey Name	Maybe
Final Rank	7
Fastest Section Time (Section)	0:10.77 (1000m)
Top Speed [km/h] (Section)	69.8 (1000m)
Race State	Finished

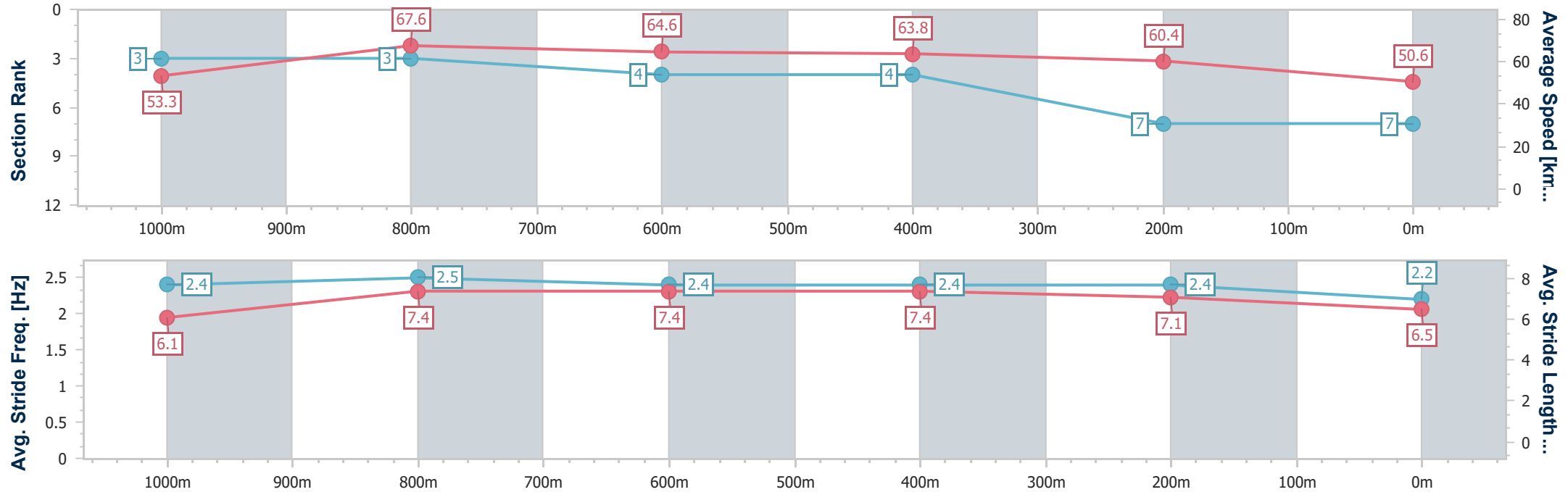


Eagle FarmProfessional  
Race 6: XXXX GOLD Fillies & Mares Class 1 Handicap - 1200m  
23 July 2025 - 15:28  
Track Rating: Good 4, Weather: Overcast, Rail Position: +12m  
Entire course



BRISBANE  
RACING CLUB

Section	Overall	1000m	800m	600m	400m	200m							
Section Times	1:13.20 [7] (0:13.59)	0:59.61 [3] (0:10.77)	0:48.84 [3] (0:11.28)	0:37.56 [4] (0:11.40)	0:26.16 [4] (0:11.91)	0:14.25 [7] (0:14.25)							
Average Speed [km/h]	53.3	67.6	64.6	63.8	60.4	50.6							
Top Speed [km/h]	66.9	69.8	65.8	65.2	64.2	56.8							
Avg. Dist. to Rail [m]	2.9	2.9	2.8	2.2	4.9	4.5							
Avg. Stride Freq. [Hz]	2.4	2.5	2.4	2.4	2.4	2.2							
Avg. Stride Length [m]	6.1	7.4	7.4	7.4	7.1	6.5							





# Eagle Farm Professional

## Race 7: SKY RACING BENCHMARK 65 Handicap - 1000m

23 July 2025 - 16:03



BRISBANE  
RACING CLUB

Track Rating: Good 4, Weather: Overcast, Rail Position: +12m Entire course

Section						Overall	800m	600m	400m	200m	Last 600m	
Field Times						0:57.39 (0:13.38)	0:44.01 (0:10.62)	0:33.39 (0:10.70)	0:22.69 (0:10.95)	0:11.74 (0:11.74)	0:33.39	
Rank	TAB	Horse/Jockey	Barrier	Top Speed [km/h]	Fastest Section						Margin	Distance Travelled [m]
1	6	FRAGILE LOVE	8	69.9	0:10.51	0:57.39 [1]	0:43.33 [8]	0:32.74 [8]	0:22.23 [8]	0:11.57 [3]	0:57.39	0:32.74
		Damien Thornton		600m	600m	(0:14.06)	(0:10.59)	(0:10.51)	(0:10.66)	(0:11.57)		
2	4	SURPRISE HONEY	5	69.4	0:10.54	0:57.77 [2]	0:44.17 [3]	0:33.51 [5]	0:22.97 [2]	0:12.12 [1]	2.24L	0:33.51
		Emily Lang		600m	600m	(0:13.60)	(0:10.66)	(0:10.54)	(0:10.85)	(0:12.12)		-3
3	9	CASSIERE	4	69.5	0:10.54	0:58.20 [3]	0:44.50 [6]	0:33.96 [4]	0:23.20 [6]	0:12.26 [6]	4.76L	0:33.96
		Georgina Cartwright		800m	800m	(0:13.70)	(0:10.54)	(0:10.76)	(0:10.94)	(0:12.26)		-6
4	2	TIGER TIE	6	70.8	0:10.40	0:58.40 [4]	0:44.80 [4]	0:34.40 [1]	0:23.70 [1]	0:12.60 [2]	5.95L	0:34.40
		Siena Grima		800m	800m	(0:13.60)	(0:10.40)	(0:10.70)	(0:11.10)	(0:12.60)		-2
5	10	SPIRITUAL SONG	2	67.5	0:10.65	0:58.47 [5]	0:45.00 [2]	0:34.31 [3]	0:23.66 [3]	0:12.61 [4]	6.36L	0:34.31
		Angela Jones		400m	600m	(0:13.47)	(0:10.69)	(0:10.65)	(0:11.05)	(0:12.61)		-9
6	5	JUNGLE LAW	3	68.4	0:10.69	0:58.59 [6]	0:45.21 [1]	0:34.52 [2]	0:23.76 [4]	0:12.69 [5]	7.06L	0:34.52
		Ryan Maloney		800m	800m	(0:13.38)	(0:10.69)	(0:10.76)	(0:11.07)	(0:12.69)		-4
7	3	SPIRIT OF BRODIE	1	68.6	0:10.68	0:58.85 [7]	0:45.23 [5]	0:34.55 [7]	0:23.75 [7]	0:12.55 [8]	8.61L	0:34.55
		Adin Thompson		800m	800m	(0:13.62)	(0:10.68)	(0:10.80)	(0:11.20)	(0:12.55)		-7
8	8	MONTE CRUISE	7	70.0	0:10.50	0:58.98 [8]	0:45.19 [7]	0:34.69 [6]	0:24.09 [5]	0:12.96 [7]	9.36L	0:34.69
		Courtney Bellamy		800m	800m	(0:13.79)	(0:10.50)	(0:10.60)	(0:11.13)	(0:12.96)		-1

Scratched: Biographer (#1), Lady Lucifer (#7)



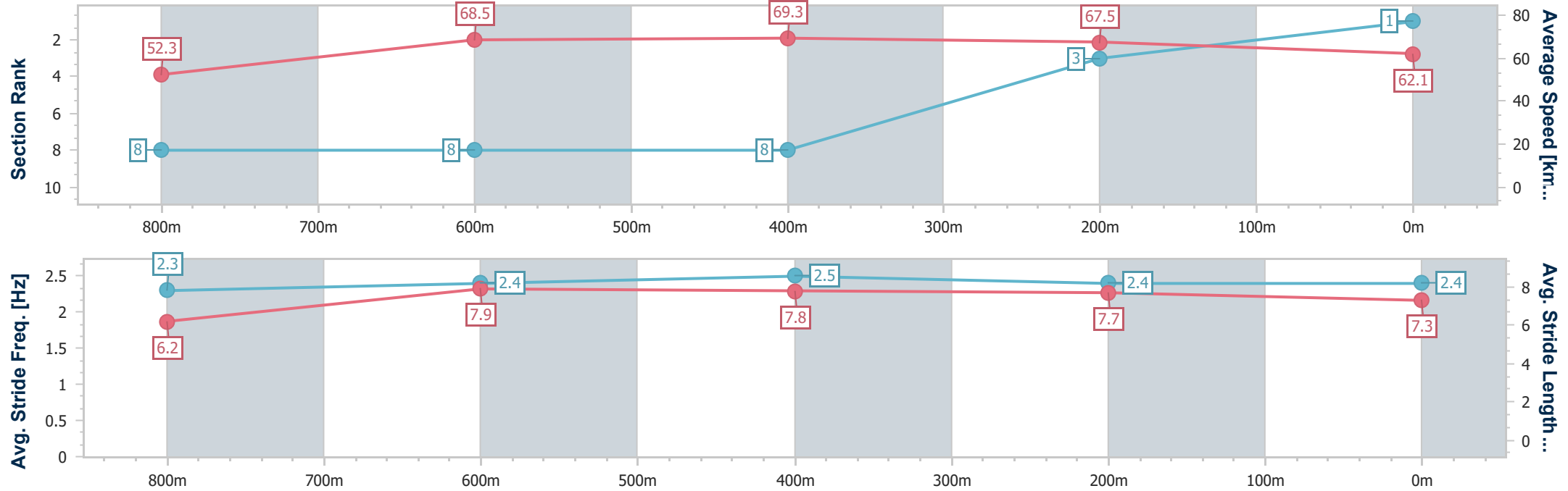
Horse/Jockey Name	Fragile Love
Final Rank	1
Fastest Section Time (Section)	0:10.51 (600m)
Top Speed [km/h] (Section)	69.9 (600m)
Race State	Finished



Eagle FarmProfessional  
Race 7: SKY RACING BENCHMARK 65 Handicap - 1000m  
23 July 2025 - 16:03  
Track Rating: Good 4, Weather: Overcast, Rail Position: +12m  
Entire course



Section	Overall	800m	600m	400m	200m										
Section Times	0:57.39 [1] (0:14.06)	0:43.33 [8] (0:10.59)	0:32.74 [8] (0:10.51)	0:22.23 [8] (0:10.66)	0:11.57 [3] (0:11.57)										
Average Speed [km/h]	52.3	68.5	69.3	67.5	62.1										
Top Speed [km/h]	67.8	69.2	69.9	68.8	65.8										
Avg. Dist. to Rail [m]	8.1	1.6	2.7	5.7	5.6										
Avg. Stride Freq. [Hz]	2.3	2.4	2.5	2.4	2.4										
Avg. Stride Length [m]	6.2	7.9	7.8	7.7	7.3										



- [ ] Ranking at each section and finish
- .-.- No data available at this section
- NA No data available





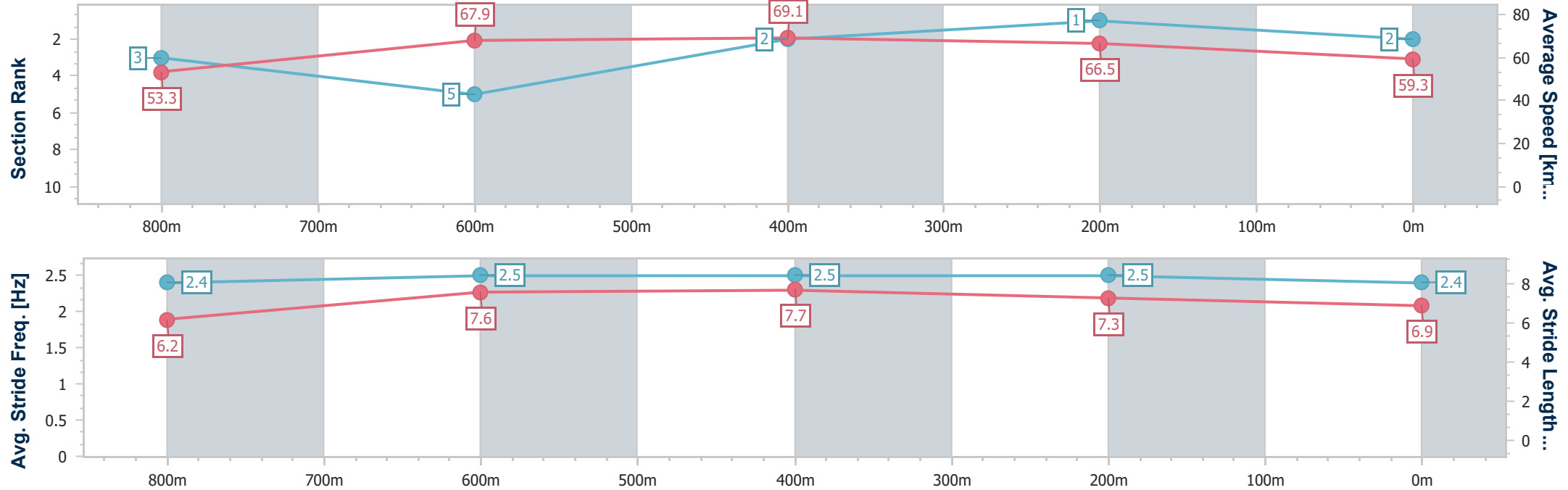
Horse/Jockey Name	Surprise Honey
Final Rank	2
Fastest Section Time (Section)	0:10.54 (600m)
Top Speed [km/h] (Section)	69.4 (600m)
Race State	Finished



Eagle FarmProfessional  
Race 7: SKY RACING BENCHMARK 65 Handicap - 1000m  
23 July 2025 - 16:03  
Track Rating: Good 4, Weather: Overcast, Rail Position: +12m  
Entire course



Section	Overall	800m	600m	400m	200m									
Section Times	0:57.77 [2] (0:13.60)	0:44.17 [3] (0:10.66)	0:33.51 [5] (0:10.54)	0:22.97 [2] (0:10.85)	0:12.12 [1] (0:12.12)									
Average Speed [km/h]	53.3	67.9	69.1	66.5	59.3									
Top Speed [km/h]	67.5	69.0	69.4	67.8	64.0									
Avg. Dist. to Rail [m]	4.8	1.3	2.2	4.9	6.2									
Avg. Stride Freq. [Hz]	2.4	2.5	2.5	2.5	2.4									
Avg. Stride Length [m]	6.2	7.6	7.7	7.3	6.9									





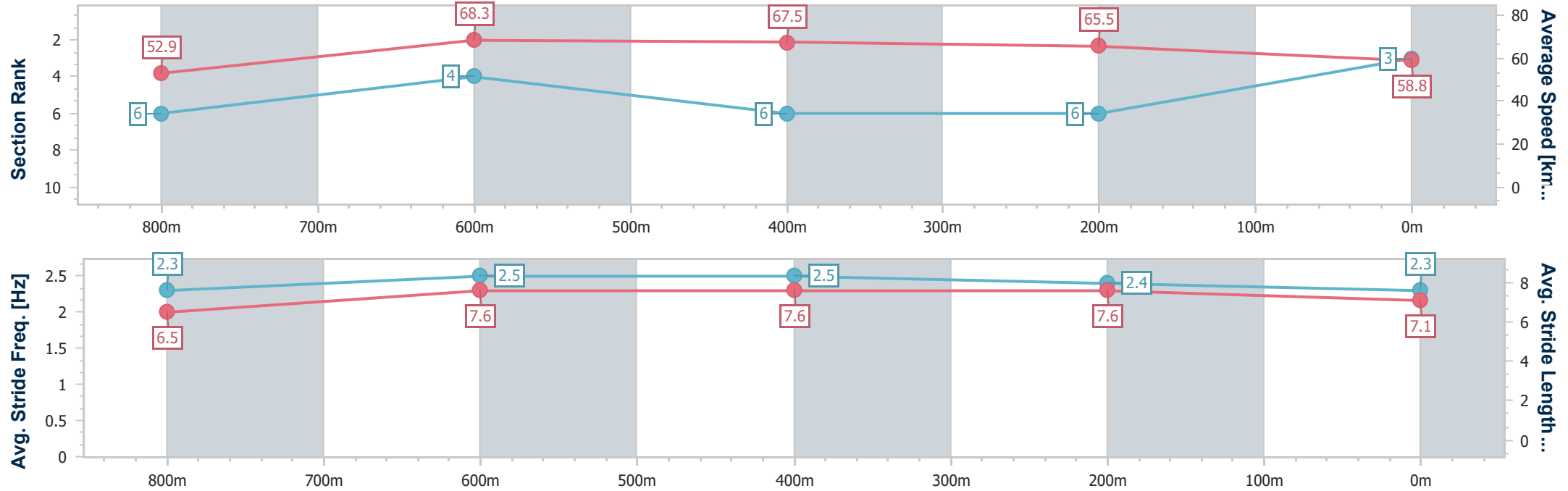
Horse/Jockey Name	Cassiere
Final Rank	3
Fastest Section Time (Section)	0:10.54 (800m)
Top Speed [km/h] (Section)	69.5 (800m)
Race State	Finished



Eagle FarmProfessional  
Race 7: SKY RACING BENCHMARK 65 Handicap - 1000m  
23 July 2025 - 16:03  
Track Rating: Good 4, Weather: Overcast, Rail Position: +12m  
Entire course



Section	Overall	800m	600m	400m	200m										
Section Times	0:58.20 [3] (0:13.70)	0:44.50 [6] (0:10.54)	0:33.96 [4] (0:10.76)	0:23.20 [6] (0:10.94)	0:12.26 [6] (0:12.26)										
Average Speed [km/h]	52.9	68.3	67.5	65.5	58.8										
Top Speed [km/h]	67.1	69.5	68.7	67.7	63.3										
Avg. Dist. to Rail [m]	3.1	0.3	1.5	2.5	3.7										
Avg. Stride Freq. [Hz]	2.3	2.5	2.5	2.4	2.3										
Avg. Stride Length [m]	6.5	7.6	7.6	7.6	7.1										





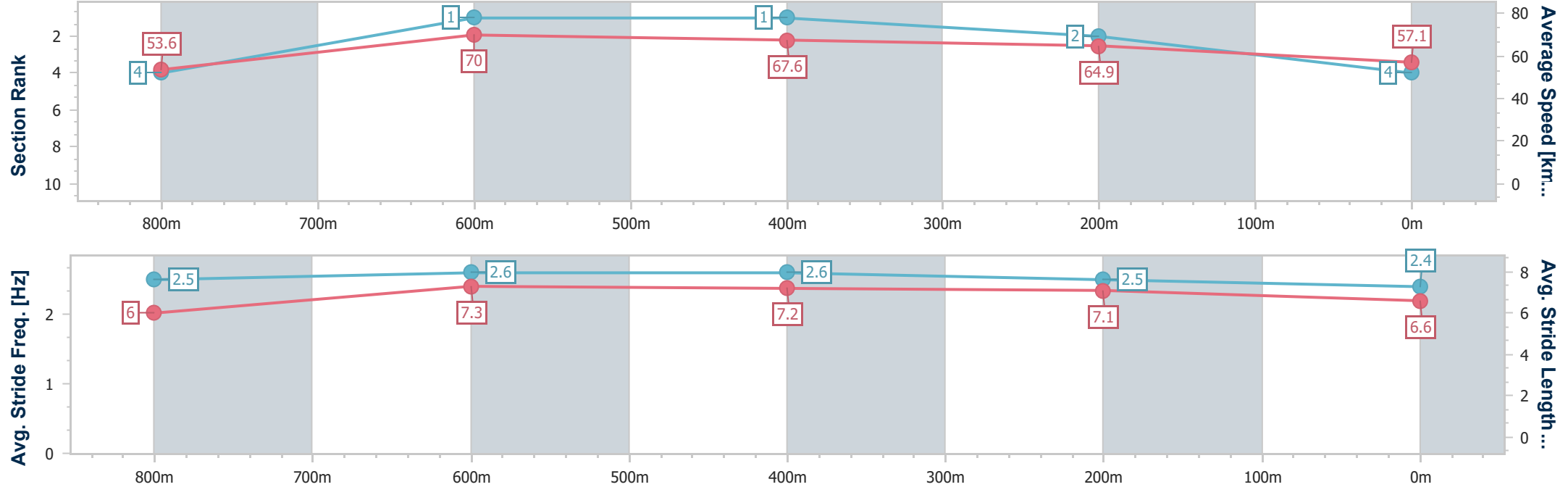
Horse/Jockey Name	Tiger Tie
Final Rank	4
Fastest Section Time (Section)	0:10.40 (800m)
Top Speed [km/h] (Section)	70.8 (800m)
Race State	Finished



Eagle FarmProfessional  
Race 7: SKY RACING BENCHMARK 65 Handicap - 1000m  
23 July 2025 - 16:03  
Track Rating: Good 4, Weather: Overcast, Rail Position: +12m  
Entire course



Section	Overall	800m	600m	400m	200m									
Section Times	0:58.40 [4] (0:13.60)	0:44.80 [4] (0:10.40)	0:34.40 [1] (0:10.70)	0:23.70 [1] (0:11.10)	0:12.60 [2] (0:12.60)									
Average Speed [km/h]	53.6	70.0	67.6	64.9	57.1									
Top Speed [km/h]	70.0	70.8	68.4	66.4	61.5									
Avg. Dist. to Rail [m]	5.9	2.0	1.8	2.4	1.6									
Avg. Stride Freq. [Hz]	2.5	2.6	2.6	2.5	2.4									
Avg. Stride Length [m]	6.0	7.3	7.2	7.1	6.6									





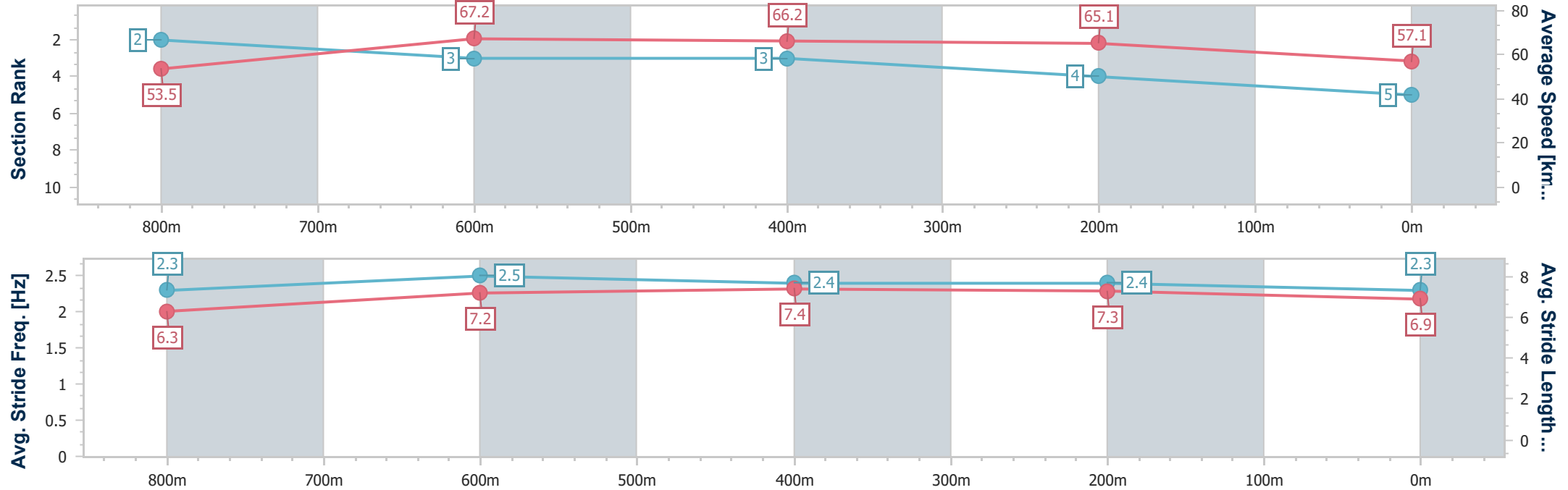
Horse/Jockey Name	Spiritual Song
Final Rank	5
Fastest Section Time (Section)	0:10.65 (600m)
Top Speed [km/h] (Section)	67.5 (400m)
Race State	Finished



Eagle FarmProfessional  
Race 7: SKY RACING BENCHMARK 65 Handicap - 1000m  
23 July 2025 - 16:03  
Track Rating: Good 4, Weather: Overcast, Rail Position: +12m  
Entire course



Section	Overall	800m	600m	400m	200m										
Section Times	0:58.47 [5] (0:13.47)	0:45.00 [2] (0:10.69)	0:34.31 [3] (0:10.65)	0:23.66 [3] (0:11.05)	0:12.61 [4] (0:12.61)										
Average Speed [km/h]	53.5	67.2	66.2	65.1	57.1										
Top Speed [km/h]	65.9	67.3	67.0	67.5	61.7										
Avg. Dist. to Rail [m]	2.0	1.2	4.2	4.8	3.2										
Avg. Stride Freq. [Hz]	2.3	2.5	2.4	2.4	2.3										
Avg. Stride Length [m]	6.3	7.2	7.4	7.3	6.9										





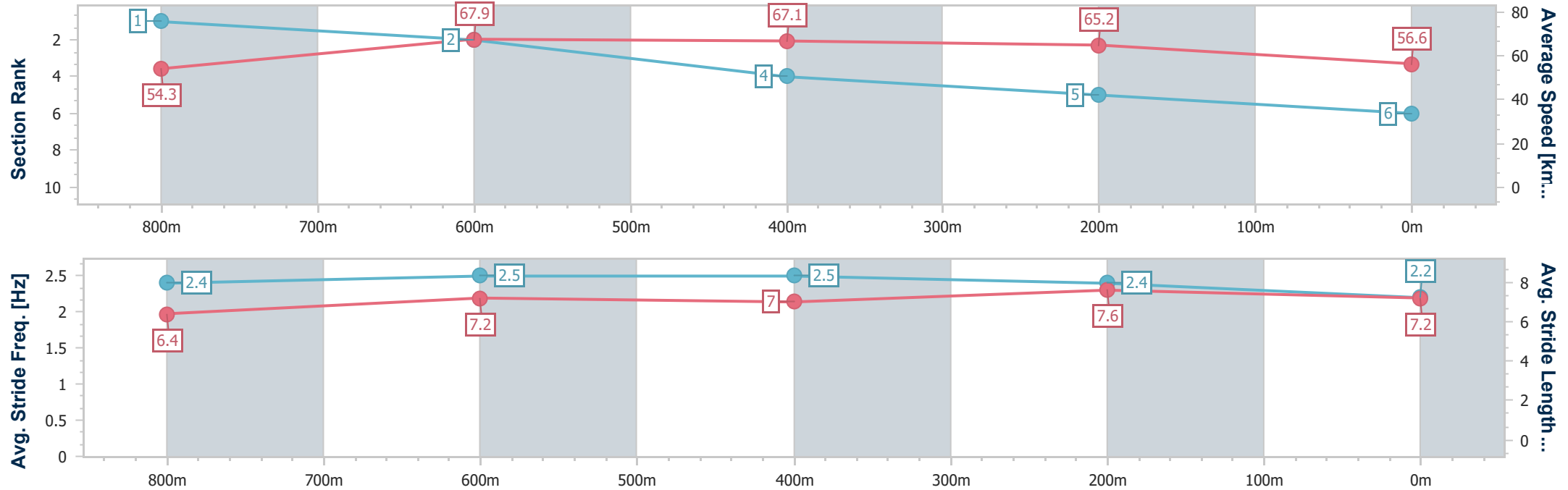
Horse/Jockey Name	Jungle Law
Final Rank	6
Fastest Section Time (Section)	0:10.69 (800m)
Top Speed [km/h] (Section)	68.4 (800m)
Race State	Finished



Eagle FarmProfessional  
Race 7: SKY RACING BENCHMARK 65 Handicap - 1000m  
23 July 2025 - 16:03  
Track Rating: Good 4, Weather: Overcast, Rail Position: +12m  
Entire course



Section	Overall	800m	600m	400m	200m										
Section Times	0:58.59 [6] (0:13.38)	0:45.21 [1] (0:10.69)	0:34.52 [2] (0:10.76)	0:23.76 [4] (0:11.07)	0:12.69 [5] (0:12.69)										
Average Speed [km/h]	54.3	67.9	67.1	65.2	56.6										
Top Speed [km/h]	67.1	68.4	67.4	66.6	62.0										
Avg. Dist. to Rail [m]	3.7	2.1	0.7	0.5	0.4										
Avg. Stride Freq. [Hz]	2.4	2.5	2.5	2.4	2.2										
Avg. Stride Length [m]	6.4	7.2	7.0	7.6	7.2										



[ ] Ranking at each section and finish  
-.-.- No data available at this section  
NA No data available



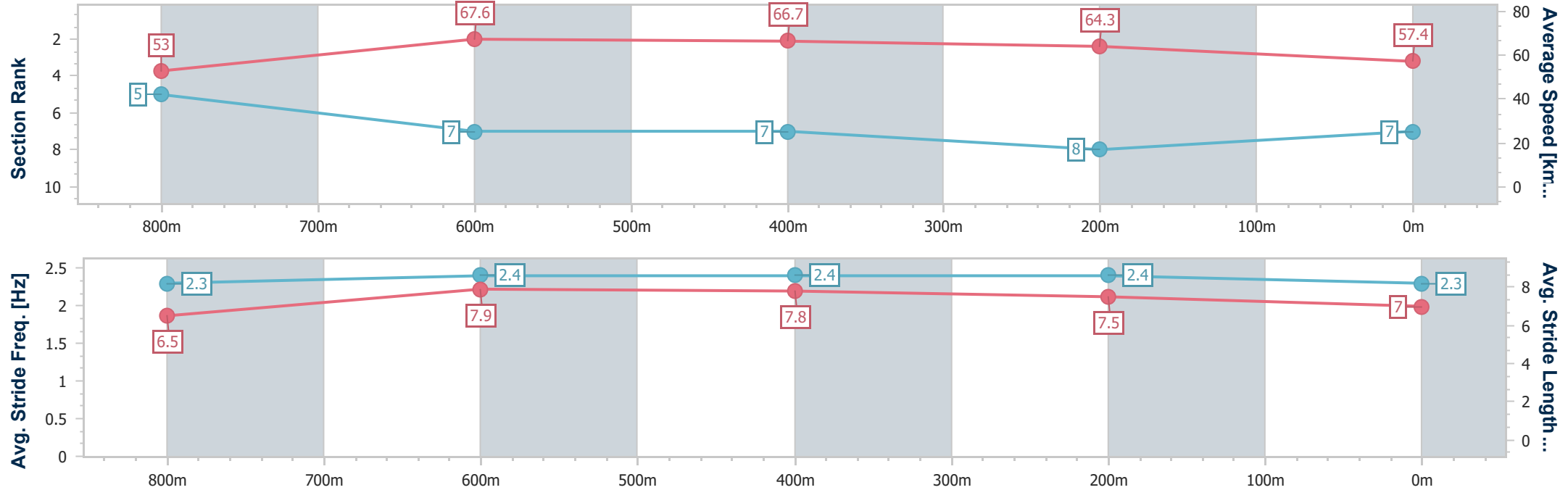
Horse/Jockey Name	Spirit Of Brodie
Final Rank	7
Fastest Section Time (Section)	0:10.68 (800m)
Top Speed [km/h] (Section)	68.6 (800m)
Race State	Finished



Eagle FarmProfessional  
Race 7: SKY RACING BENCHMARK 65 Handicap - 1000m  
23 July 2025 - 16:03  
Track Rating: Good 4, Weather: Overcast, Rail Position: +12m  
Entire course



Section	Overall	800m	600m	400m	200m									
Section Times	0:58.85 [7] (0:13.62)	0:45.23 [5] (0:10.68)	0:34.55 [7] (0:10.80)	0:23.75 [7] (0:11.20)	0:12.55 [8] (0:12.55)									
Average Speed [km/h]	53.0	67.6	66.7	64.3	57.4									
Top Speed [km/h]	67.8	68.6	67.9	67.8	60.9									
Avg. Dist. to Rail [m]	0.3	1.2	0.6	0.4	2.2									
Avg. Stride Freq. [Hz]	2.3	2.4	2.4	2.4	2.3									
Avg. Stride Length [m]	6.5	7.9	7.8	7.5	7.0									





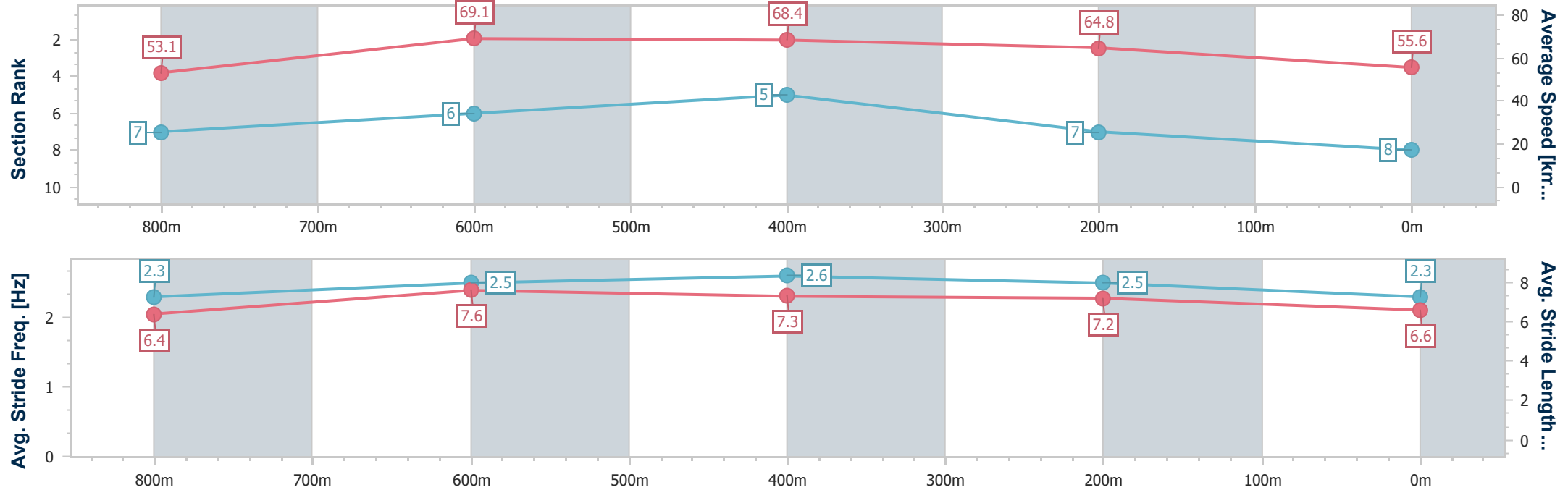
Horse/Jockey Name	Monte Cruise
Final Rank	8
Fastest Section Time (Section)	0:10.50 (800m)
Top Speed [km/h] (Section)	70.0 (800m)
Race State	Finished



Eagle FarmProfessional  
Race 7: SKY RACING BENCHMARK 65 Handicap - 1000m  
23 July 2025 - 16:03  
Track Rating: Good 4, Weather: Overcast, Rail Position: +12m  
Entire course



Section	Overall	800m	600m	400m	200m														
Section Times	0:58.98 [8] (0:13.79)	0:45.19 [7] (0:10.50)	0:34.69 [6] (0:10.60)	0:24.09 [5] (0:11.13)	0:12.96 [7] (0:12.96)														
Average Speed [km/h]	53.1	69.1	68.4	64.8	55.6														
Top Speed [km/h]	67.2	70.0	69.8	67.7	61.2														
Avg. Dist. to Rail [m]	5.6	1.9	1.9	3.2	4.8														
Avg. Stride Freq. [Hz]	2.3	2.5	2.6	2.5	2.3														
Avg. Stride Length [m]	6.4	7.6	7.3	7.2	6.6														





# Eagle Farm Professional

## Race 8: LADBROKES QUICK MULTI Class 3 Handicap - 1800m

23 July 2025 - 16:38



BRISBANE  
RACING CLUB

Track Rating: Good 4, Weather: Overcast, Rail Position: +12m Entire course

Section						Overall	1600m	1400m	1200m	1000m	800m	600m	Last 600m	
Field Times						1:50.10 (0:13.56)	1:36.54 (0:11.25)	1:25.29 (0:11.45)	1:13.84 (0:12.19)	1:01.65 (0:12.94)	0:48.71 (0:12.67)	0:36.04 (0:12.18)	0:36.04	
Rank	TAB	Horse/Jockey	Barrier	Top Speed [km/h]	Fastest Section									Distance Travelled [m]
1	4	VICTORY COMMAND	5	66.2	0:11.15	1:50.10 [1]	1:35.86 [8]	1:24.56 [8]	1:13.09 [8]	1:00.80 [8]	0:47.84 [9]	0:35.27 [10]	0:35.27	
		Luke Dempsey		400m	400m	(0:14.24)	(0:11.30)	(0:11.47)	(0:12.29)	(0:12.96)	(0:12.57)	(0:12.00)		
2	11	PIREONTI	6	65.4	0:11.25	1:50.30 [2]	1:36.74 [1]	1:25.49 [1]	1:13.82 [3]	1:01.57 [3]	0:48.63 [4]	0:35.96 [4]	0:35.96	-3
		Emily Lang		1600m	1600m	(0:13.56)	(0:11.25)	(0:11.67)	(0:12.25)	(0:12.94)	(0:12.67)	(0:12.02)		
3	14	LUPINE	4	66.1	0:11.13	1:50.39 [3]	1:36.56 [3]	1:25.43 [3]	1:14.13 [1]	1:01.94 [1]	0:49.00 [1]	0:36.33 [1]	0:36.33	-3
		Damien Thornton		Overall	1600m	(0:13.83)	(0:11.13)	(0:11.30)	(0:12.19)	(0:12.94)	(0:12.67)	(0:12.18)		
4	6	MISS CHENERY	3	65.4	0:11.22	1:50.66 [4]	1:36.65 [5]	1:25.43 [5]	1:13.99 [4]	1:01.67 [5]	0:48.74 [5]	0:36.16 [6]	0:36.16	-1
		Kyle Wilson-Taylor		1600m	1600m	(0:14.01)	(0:11.22)	(0:11.44)	(0:12.32)	(0:12.93)	(0:12.58)	(0:12.13)		
5	1	CAPTAIN FENKEL	1	65.0	0:11.28	1:50.67 [5]	1:36.84 [3]	1:25.56 [4]	1:13.92 [5]	1:01.67 [6]	0:48.74 [6]	0:36.07 [7]	0:36.07	-5
		Cobi Vitler		1600m	1600m	(0:13.83)	(0:11.28)	(0:11.64)	(0:12.25)	(0:12.93)	(0:12.67)	(0:11.95)		
6	8	KARIACTION	8	65.5	0:11.26	1:50.72 [6]	1:36.63 [7]	1:25.37 [7]	1:13.97 [6]	1:01.85 [4]	0:49.05 [3]	0:36.48 [3]	0:36.48	+7
		Micheal Hellyer		1600m	1600m	(0:14.09)	(0:11.26)	(0:11.40)	(0:12.12)	(0:12.80)	(0:12.57)	(0:12.15)		
7	10	OUR UPTOWN GIRL	10	64.8	0:11.31	1:50.99 [7]	1:36.59 [10]	1:25.28 [10]	1:13.63 [10]	1:01.21 [10]	0:48.64 [10]	0:36.28 [9]	0:36.28	+0
		Angela Jones		1600m	1600m	(0:14.40)	(0:11.31)	(0:11.65)	(0:12.42)	(0:12.57)	(0:12.36)	(0:11.89)		
8	12	DRUNKEN SAILOR	11	64.8	0:11.26	1:51.02 [8]	1:36.63 [9]	1:25.37 [9]	1:13.94 [9]	1:01.63 [9]	0:48.93 [8]	0:36.61 [5]	0:36.61	+7
		Taylor Marshall		Overall	1600m	(0:14.39)	(0:11.26)	(0:11.43)	(0:12.31)	(0:12.70)	(0:12.32)	(0:12.00)		
9	2	MISTRESSOFILLUSION	2	64.7	0:11.25	1:51.10 [9]	1:37.04 [6]	1:25.79 [6]	1:14.23 [7]	1:01.89 [7]	0:49.03 [7]	0:36.43 [8]	0:36.43	-4
		Bailey Wheeler		1600m	1600m	(0:14.06)	(0:11.25)	(0:11.56)	(0:12.34)	(0:12.86)	(0:12.60)	(0:12.11)		
10	16	ROTHSPHENE	7	67.1	0:11.19	1:55.90 [10]	1:42.17 [2]	1:30.98 [2]	1:19.50 [2]	1:07.29 [2]	0:54.31 [2]	0:41.68 [2]	0:41.68	+8
		Georgina Cartwright		1600m	1600m	(0:13.73)	(0:11.19)	(0:11.48)	(0:12.21)	(0:12.98)	(0:12.63)	(0:12.36)		

Scratched: Aristella (#17), Planned Encounter (#18), Larusso (#5), The Irish (#7), You And I (#15), Akkadian Emperor (#3), Our Orator (#13), Sir Goldalot (#9)





## Eagle Farm Professional

### Race 8: LADBROKES QUICK MULTI Class 3 Handicap - 1800m

23 July 2025 - 16:38



BRISBANE  
RACING CLUB

Track Rating: Good 4, Weather: Overcast, Rail Position: +12m Entire course

Section		Field Times		400m		200m		Last 600m			
				0:23.86 (0:11.66)		0:12.20 (0:12.20)		0:36.04			
Rank	TAB	Horse/Jockey	Barrier	Top Speed [km/h]	Fastest Section	Margin		Distance Travelled [m]			
1	4	VICTORY COMMAND	5	66.2	0:11.15	0:23.27 [10]	0:12.12 [2]	1:50.10		0:35.27	
		Luke Dempsey		400m	400m	(0:11.15)	(0:12.12)				
2	11	PIREONTI	6	65.4	0:11.25	0:23.94 [2]	0:12.19 [4]	1.16L		0:35.96	-3
		Emily Lang		1600m	1600m	(0:11.75)	(0:12.19)				
3	14	LUPINE	4	66.1	0:11.13	0:24.15 [1]	0:12.49 [1]	1.67L		0:36.33	-3
		Damien Thornton		Overall	1600m	(0:11.66)	(0:12.49)				
4	6	MISS CHENERY	3	65.4	0:11.22	0:24.03 [8]	0:12.36 [6]	3.28L		0:36.16	-1
		Kyle Wilson-Taylor		1600m	1600m	(0:11.67)	(0:12.36)				
5	1	CAPTAIN FENKEL	1	65.0	0:11.28	0:24.12 [5]	0:12.26 [7]	3.36L		0:36.07	-5
		Cobi Vitler		1600m	1600m	(0:11.86)	(0:12.26)				
6	8	KARIACTION	8	65.5	0:11.26	0:24.33 [3]	0:12.48 [5]	3.66L		0:36.48	+7
		Micheal Hellyer		1600m	1600m	(0:11.85)	(0:12.48)				
7	10	OUR UPTOWN GIRL	10	64.8	0:11.31	0:24.39 [7]	0:12.58 [8]	5.21L		0:36.28	+0
		Angela Jones		1600m	1600m	(0:11.81)	(0:12.58)				
8	12	DRUNKEN SAILOR	11	64.8	0:11.26	0:24.61 [4]	0:12.95 [3]	5.39L		0:36.61	+7
		Taylor Marshall		Overall	1600m	(0:11.66)	(0:12.95)				
9	2	MISTRESSOFILLUSION	2	64.7	0:11.25	0:24.32 [9]	0:12.44 [9]	5.89L		0:36.43	-4
		Bailey Wheeler		1600m	1600m	(0:11.88)	(0:12.44)				
10	16	ROTHSPHENE	7	67.1	0:11.19	0:29.32 [6]	0:16.30 [10]	34.12L		0:41.68	+8
		Georgina Cartwright		1600m	1600m	(0:13.02)	(0:16.30)				

Scratched: Aristella (#17), Planned Encounter (#18), Larusso (#5), The Irish (#7), You And I (#15), Akkadian Emperor (#3), Our Orator (#13), Sir Goldalot (#9)

Report Created: Wed 23 July 2025 17:03 GMT+10 (Note: Timing is based on position data)

Page 2/12

[ ] Ranking at each section and finish  
-:-:- No data available at this section  
NA No data available

SCN Saddle cloth number  
DNF Did not finish  
DNT Did not track

data processed by  TRIPLESDATA



Horse/Jockey Name	Victory Command
Final Rank	1
Fastest Section Time (Section)	0:11.15 (400m)
Top Speed [km/h] (Section)	66.2 (400m)
Race State	Finished

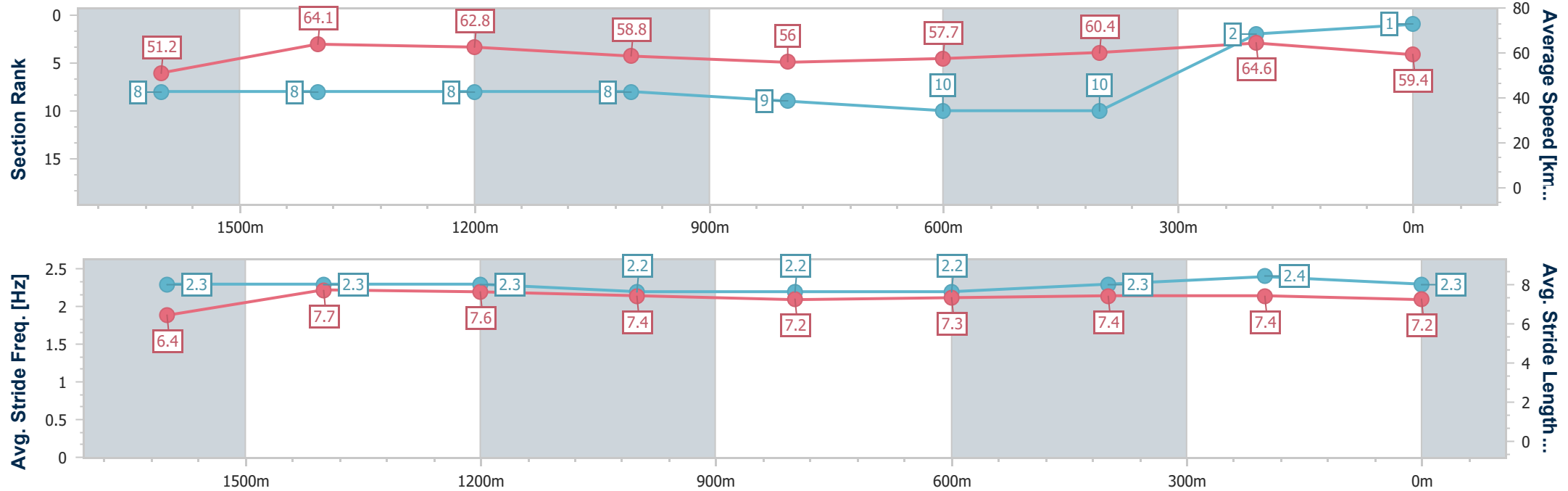


Eagle FarmProfessional  
Race 8: LADBROKES QUICK MULTI Class 3 Handicap - 1800m  
23 July 2025 - 16:38  
Track Rating: Good 4, Weather: Overcast, Rail Position: +12m  
Entire course



BRISBANE  
RACING CLUB

Section	Overall	1600m	1400m	1200m	1000m	800m	600m	400m	200m				
Section Times	1:50.10 [1] (0:14.24)	1:35.86 [8] (0:11.30)	1:24.56 [8] (0:11.47)	1:13.09 [8] (0:12.29)	1:00.80 [8] (0:12.96)	0:47.84 [9] (0:12.57)	0:35.27 [10] (0:12.00)	0:23.27 [10] (0:11.15)	0:12.12 [2] (0:12.12)				
Average Speed [km/h]	51.2	64.1	62.8	58.8	56.0	57.7	60.4	64.6	59.4				
Top Speed [km/h]	65.3	64.8	64.5	61.2	57.2	59.8	64.2	66.2	62.9				
Avg. Dist. to Rail [m]	4.9	2.1	2.5	2.6	1.7	1.3	1.6	3.4	5.1				
Avg. Stride Freq. [Hz]	2.3	2.3	2.3	2.2	2.2	2.2	2.3	2.4	2.3				
Avg. Stride Length [m]	6.4	7.7	7.6	7.4	7.2	7.3	7.4	7.4	7.2				



[ ] Ranking at each section and finish  
-.-.- No data available at this section  
NA No data available



Horse/Jockey Name	Pireonti
Final Rank	2
Fastest Section Time (Section)	0:11.25 (1600m)
Top Speed [km/h] (Section)	65.4 (1600m)
Race State	Finished



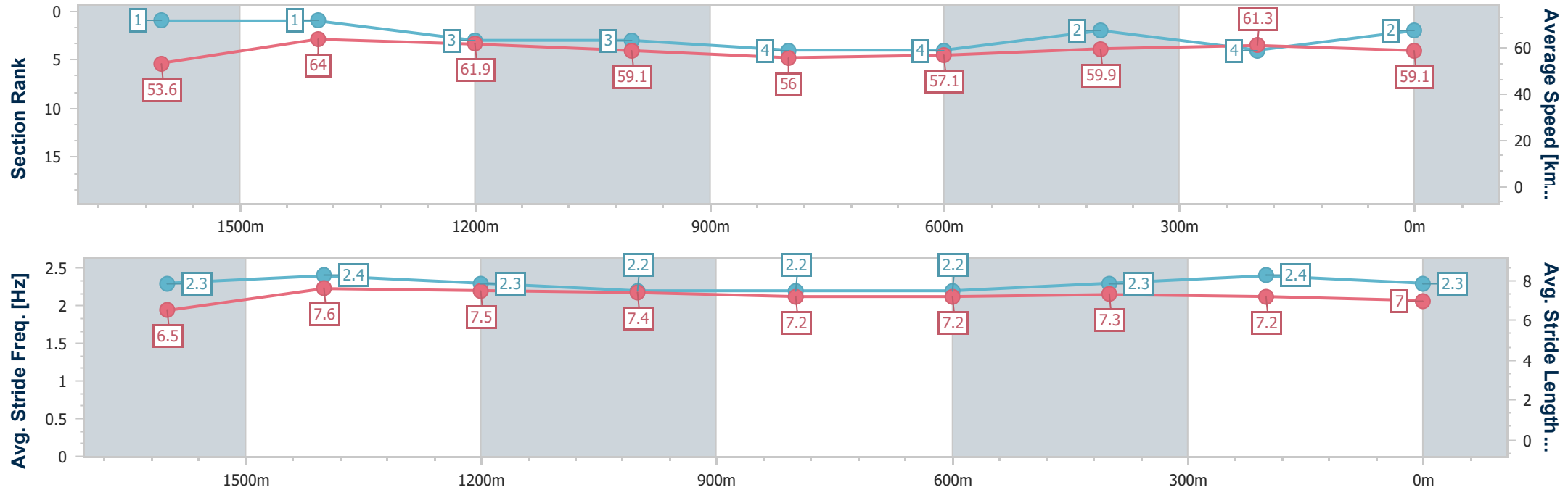
Eagle FarmProfessional  
Race 8: LADBROKES QUICK MULTI Class 3 Handicap - 1800m



23 July 2025 - 16:38  
Track Rating: Good 4, Weather: Overcast, Rail Position: +12m  
Entire course

BRISBANE  
RACING CLUB

Section	Overall	1600m	1400m	1200m	1000m	800m	600m	400m	200m				
Section Times	1:50.30 [2] (0:13.56)	1:36.74 [1] (0:11.25)	1:25.49 [1] (0:11.67)	1:13.82 [3] (0:12.25)	1:01.57 [3] (0:12.94)	0:48.63 [4] (0:12.67)	0:35.96 [4] (0:12.02)	0:23.94 [2] (0:11.75)	0:12.19 [4] (0:12.19)				
Average Speed [km/h]	53.6	64.0	61.9	59.1	56.0	57.1	59.9	61.3	59.1				
Top Speed [km/h]	65.1	65.4	63.6	60.9	57.4	59.0	61.2	62.9	61.0				
Avg. Dist. to Rail [m]	4.5	1.0	2.4	2.3	1.6	0.8	0.2	0.7	0.6				
Avg. Stride Freq. [Hz]	2.3	2.4	2.3	2.2	2.2	2.2	2.3	2.4	2.3				
Avg. Stride Length [m]	6.5	7.6	7.5	7.4	7.2	7.2	7.3	7.2	7.0				





Horse/Jockey Name	Lupine
Final Rank	3
Fastest Section Time (Section)	0:11.13 (1600m)
Top Speed [km/h] (Section)	66.1 (Overall)
Race State	Finished



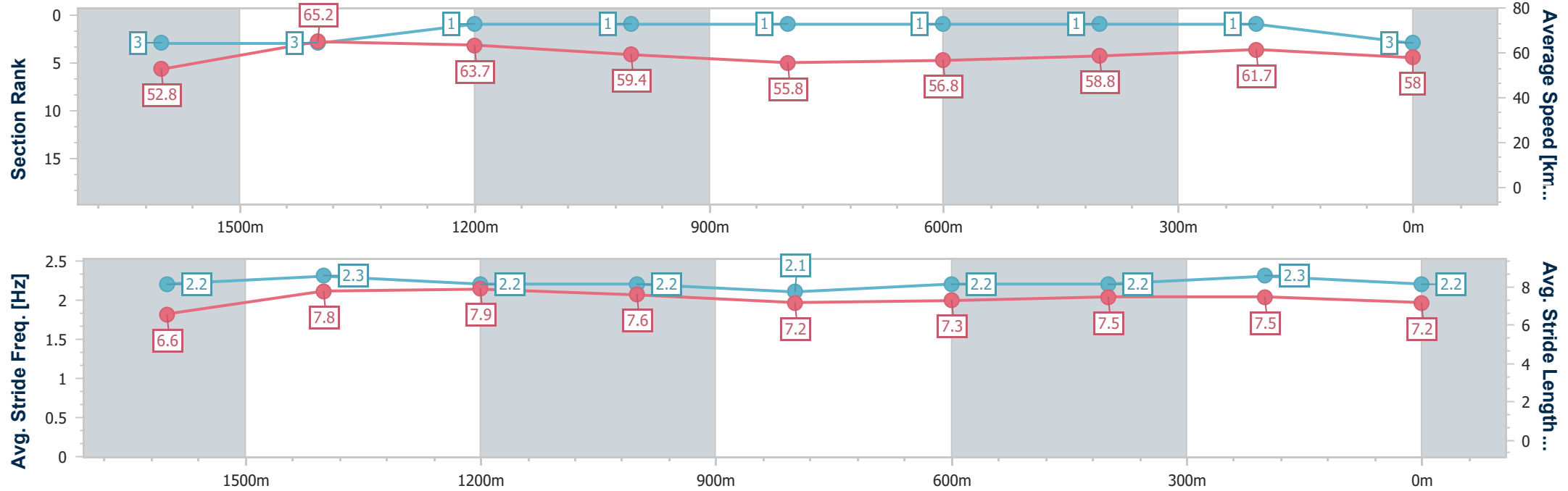
Eagle FarmProfessional  
Race 8: LADBROKES QUICK MULTI Class 3 Handicap - 1800m



23 July 2025 - 16:38  
Track Rating: Good 4, Weather: Overcast, Rail Position: +12m  
Entire course

BRISBANE  
RACING CLUB

Section	Overall	1600m	1400m	1200m	1000m	800m	600m	400m	200m				
Section Times	1:50.39 [3] (0:13.83)	1:36.56 [3] (0:11.13)	1:25.43 [3] (0:11.30)	1:14.13 [1] (0:12.19)	1:01.94 [1] (0:12.94)	0:49.00 [1] (0:12.67)	0:36.33 [1] (0:12.18)	0:24.15 [1] (0:11.66)	0:12.49 [1] (0:12.49)				
Average Speed [km/h]	52.8	65.2	63.7	59.4	55.8	56.8	58.8	61.7	58.0				
Top Speed [km/h]	66.1	66.1	64.6	61.6	57.0	57.2	61.6	63.4	59.7				
Avg. Dist. to Rail [m]	5.1	2.5	2.6	1.7	0.6	0.4	0.9	1.7	2.5				
Avg. Stride Freq. [Hz]	2.2	2.3	2.2	2.2	2.1	2.2	2.2	2.3	2.2				
Avg. Stride Length [m]	6.6	7.8	7.9	7.6	7.2	7.3	7.5	7.5	7.2				





Horse/Jockey Name	Miss Chenery
Final Rank	4
Fastest Section Time (Section)	0:11.22 (1600m)
Top Speed [km/h] (Section)	65.4 (1600m)
Race State	Finished

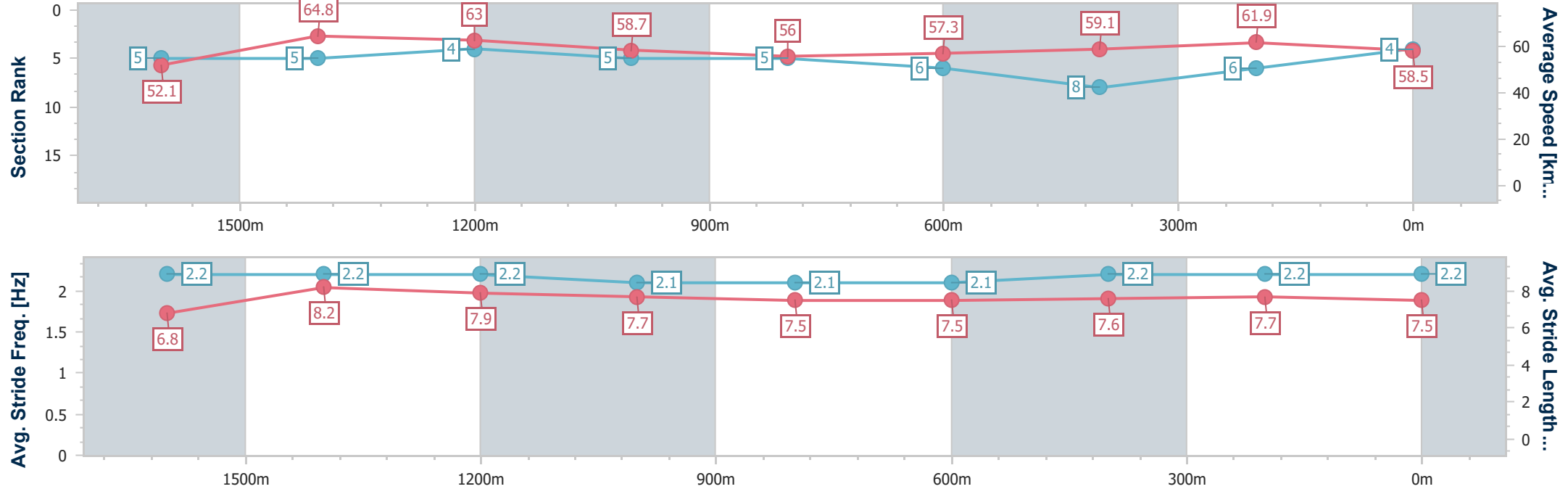


Eagle FarmProfessional  
Race 8: LADBROKES QUICK MULTI Class 3 Handicap - 1800m  
23 July 2025 - 16:38  
Track Rating: Good 4, Weather: Overcast, Rail Position: +12m  
Entire course



BRISBANE  
RACING CLUB

Section	Overall	1600m	1400m	1200m	1000m	800m	600m	400m	200m				
Section Times	1:50.66 [4] (0:14.01)	1:36.65 [5] (0:11.22)	1:25.43 [5] (0:11.44)	1:13.99 [4] (0:12.32)	1:01.67 [5] (0:12.93)	0:48.74 [5] (0:12.58)	0:36.16 [6] (0:12.13)	0:24.03 [8] (0:11.67)	0:12.36 [6] (0:12.36)				
Average Speed [km/h]	52.1	64.8	63.0	58.7	56.0	57.3	59.1	61.9	58.5				
Top Speed [km/h]	64.2	65.4	65.0	61.9	57.7	58.4	61.5	63.8	61.4				
Avg. Dist. to Rail [m]	4.5	3.1	3.4	3.2	1.5	0.6	0.7	3.2	5.5				
Avg. Stride Freq. [Hz]	2.2	2.2	2.2	2.1	2.1	2.1	2.2	2.2	2.2				
Avg. Stride Length [m]	6.8	8.2	7.9	7.7	7.5	7.5	7.6	7.7	7.5				



[ ] Ranking at each section and finish  
-.-.- No data available at this section  
NA No data available



Horse/Jockey Name	Captain Fenkel
Final Rank	5
Fastest Section Time (Section)	0:11.28 (1600m)
Top Speed [km/h] (Section)	65.0 (1600m)
Race State	Finished



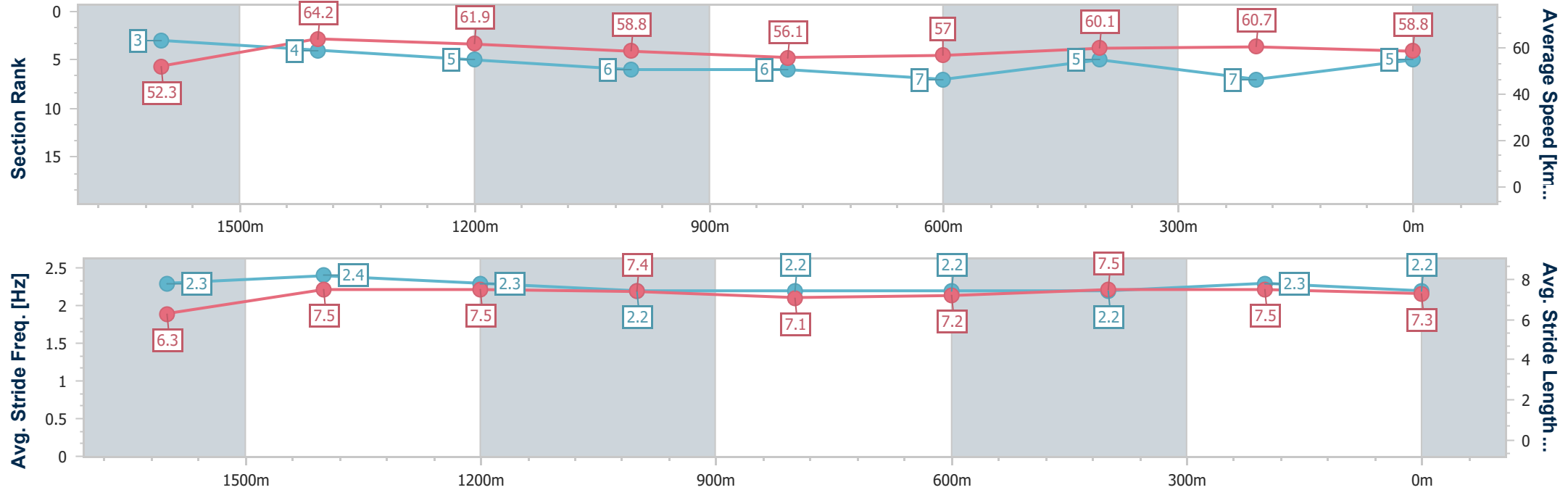
Eagle FarmProfessional  
Race 8: LADBROKES QUICK MULTI Class 3 Handicap - 1800m



23 July 2025 - 16:38  
Track Rating: Good 4, Weather: Overcast, Rail Position: +12m  
Entire course

BRISBANE  
RACING CLUB

Section	Overall	1600m	1400m	1200m	1000m	800m	600m	400m	200m				
Section Times	1:50.67 [5] (0:13.83)	1:36.84 [3] (0:11.28)	1:25.56 [4] (0:11.64)	1:13.92 [5] (0:12.25)	1:01.67 [6] (0:12.93)	0:48.74 [6] (0:12.67)	0:36.07 [7] (0:11.95)	0:24.12 [5] (0:11.86)	0:12.26 [7] (0:12.26)				
Average Speed [km/h]	52.3	64.2	61.9	58.8	56.1	57.0	60.1	60.7	58.8				
Top Speed [km/h]	64.8	65.0	63.7	60.7	57.2	60.1	61.8	61.8	60.4				
Avg. Dist. to Rail [m]	2.2	1.7	1.9	1.8	1.4	0.6	0.2	0.7	0.6				
Avg. Stride Freq. [Hz]	2.3	2.4	2.3	2.2	2.2	2.2	2.2	2.3	2.2				
Avg. Stride Length [m]	6.3	7.5	7.5	7.4	7.1	7.2	7.5	7.5	7.3				





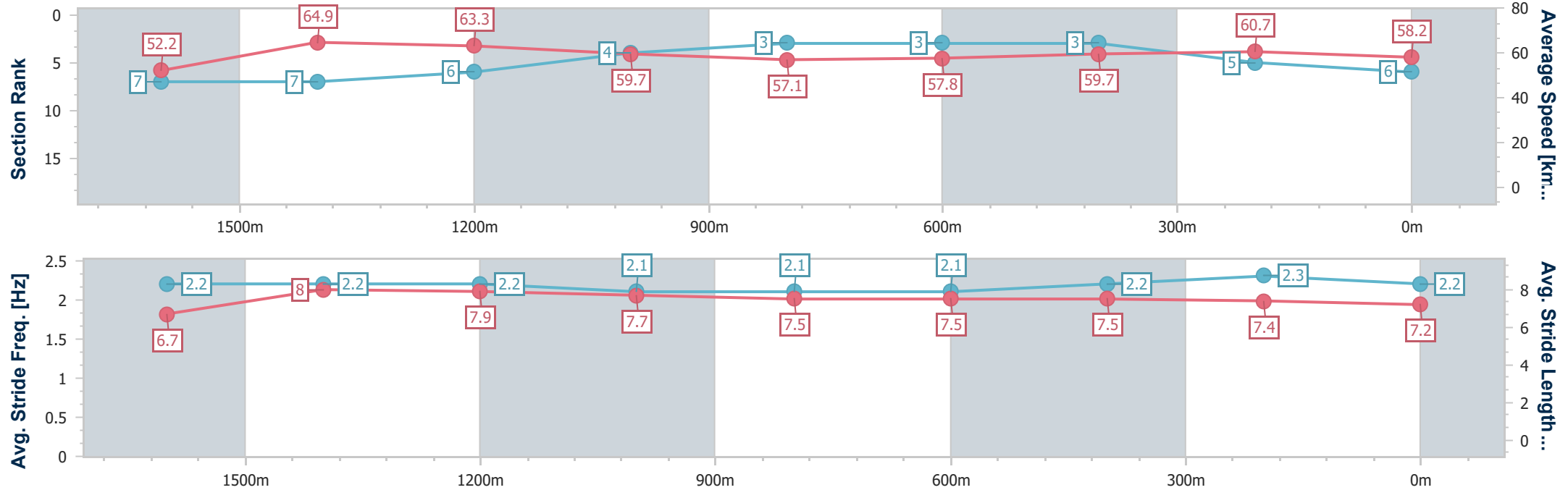
Horse/Jockey Name	Kariaction
Final Rank	6
Fastest Section Time (Section)	0:11.26 (1600m)
Top Speed [km/h] (Section)	65.5 (1600m)
Race State	Finished



Eagle FarmProfessional  
Race 8: LADBROKES QUICK MULTI Class 3 Handicap - 1800m  
23 July 2025 - 16:38  
Track Rating: Good 4, Weather: Overcast, Rail Position: +12m  
Entire course



Section	Overall	1600m	1400m	1200m	1000m	800m	600m	400m	200m				
Section Times	1:50.72 [6] (0:14.09)	1:36.63 [7] (0:11.26)	1:25.37 [7] (0:11.40)	1:13.97 [6] (0:12.12)	1:01.85 [4] (0:12.80)	0:49.05 [3] (0:12.57)	0:36.48 [3] (0:12.15)	0:24.33 [3] (0:11.85)	0:12.48 [5] (0:12.48)				
Average Speed [km/h]	52.2	64.9	63.3	59.7	57.1	57.8	59.7	60.7	58.2				
Top Speed [km/h]	65.5	65.5	65.3	61.2	58.2	58.8	62.1	62.0	60.2				
Avg. Dist. to Rail [m]	7.3	4.4	3.8	4.0	3.4	2.3	1.6	2.2	2.3				
Avg. Stride Freq. [Hz]	2.2	2.2	2.2	2.1	2.1	2.1	2.2	2.3	2.2				
Avg. Stride Length [m]	6.7	8.0	7.9	7.7	7.5	7.5	7.5	7.4	7.2				



[ ] Ranking at each section and finish  
-.-.- No data available at this section  
NA No data available



Horse/Jockey Name	Our Uptown Girl
Final Rank	7
Fastest Section Time (Section)	0:11.31 (1600m)
Top Speed [km/h] (Section)	64.8 (1600m)
Race State	Finished

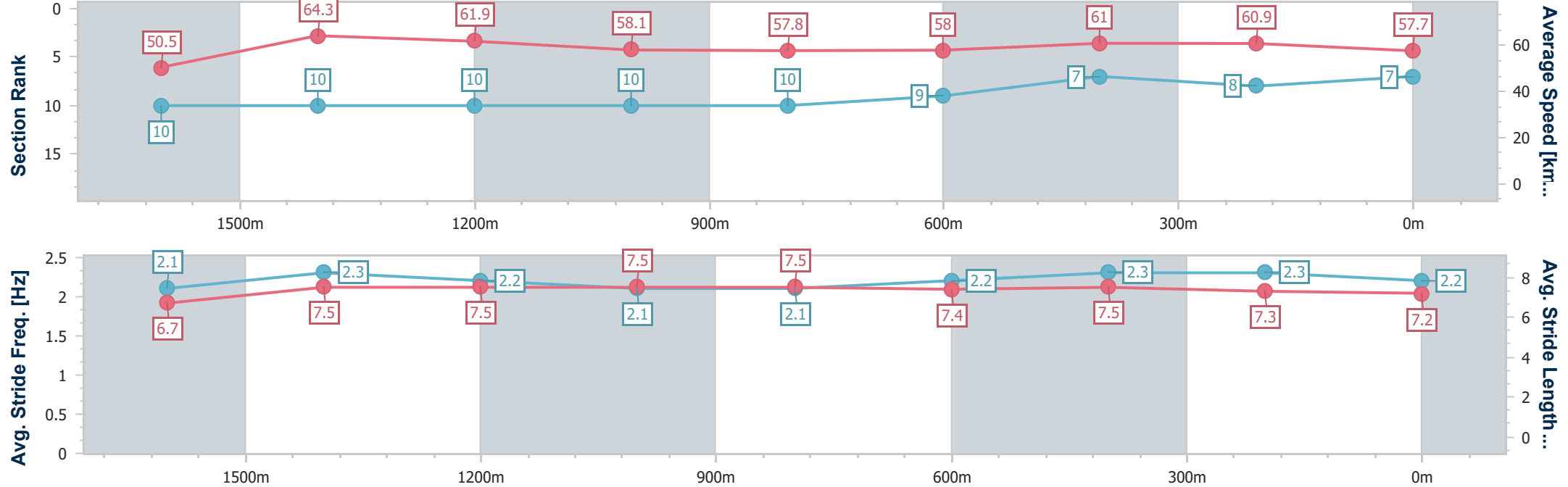


Eagle FarmProfessional  
Race 8: LADBROKES QUICK MULTI Class 3 Handicap - 1800m  
23 July 2025 - 16:38  
Track Rating: Good 4, Weather: Overcast, Rail Position: +12m  
Entire course



BRISBANE  
RACING CLUB

Section	Overall	1600m	1400m	1200m	1000m	800m	600m	400m	200m				
Section Times	1:50.99 [7] (0:14.40)	1:36.59 [10] (0:11.31)	1:25.28 [10] (0:11.65)	1:13.63 [10] (0:12.42)	1:01.21 [10] (0:12.57)	0:48.64 [10] (0:12.36)	0:36.28 [9] (0:11.89)	0:24.39 [7] (0:11.81)	0:12.58 [8] (0:12.58)				
Average Speed [km/h]	50.5	64.3	61.9	58.1	57.8	58.0	61.0	60.9	57.7				
Top Speed [km/h]	64.2	64.8	63.2	59.6	58.9	59.6	63.0	63.0	59.5				
Avg. Dist. to Rail [m]	5.5	3.1	4.2	3.6	1.5	0.7	1.9	7.2	7.7				
Avg. Stride Freq. [Hz]	2.1	2.3	2.2	2.1	2.1	2.2	2.3	2.3	2.2				
Avg. Stride Length [m]	6.7	7.5	7.5	7.5	7.5	7.4	7.5	7.3	7.2				



[ ] Ranking at each section and finish  
-.-.- No data available at this section  
NA No data available





Horse/Jockey Name	Drunken Sailor
Final Rank	8
Fastest Section Time (Section)	0:11.26 (1600m)
Top Speed [km/h] (Section)	64.8 (Overall)
Race State	Finished

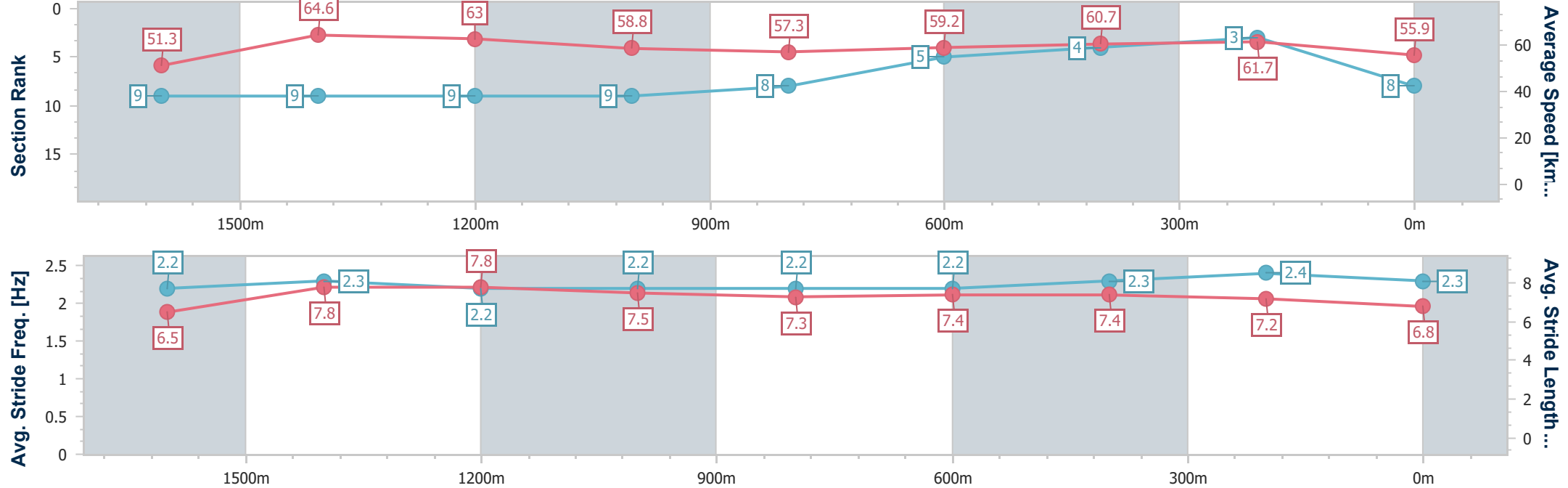


Eagle FarmProfessional  
Race 8: LADBROKES QUICK MULTI Class 3 Handicap - 1800m  
23 July 2025 - 16:38  
Track Rating: Good 4, Weather: Overcast, Rail Position: +12m  
Entire course



BRISBANE  
RACING CLUB

Section	Overall	1600m	1400m	1200m	1000m	800m	600m	400m	200m				
Section Times	1:51.02 [8] (0:14.39)	1:36.63 [9] (0:11.26)	1:25.37 [9] (0:11.43)	1:13.94 [9] (0:12.31)	1:01.63 [9] (0:12.70)	0:48.93 [8] (0:12.32)	0:36.61 [5] (0:12.00)	0:24.61 [4] (0:11.66)	0:12.95 [3] (0:12.95)				
Average Speed [km/h]	51.3	64.6	63.0	58.8	57.3	59.2	60.7	61.7	55.9				
Top Speed [km/h]	64.8	64.8	64.2	61.4	58.5	60.3	62.9	63.5	59.1				
Avg. Dist. to Rail [m]	9.1	2.4	2.7	2.7	2.6	2.6	2.6	4.0	4.3				
Avg. Stride Freq. [Hz]	2.2	2.3	2.2	2.2	2.2	2.2	2.3	2.4	2.3				
Avg. Stride Length [m]	6.5	7.8	7.8	7.5	7.3	7.4	7.4	7.2	6.8				





Horse/Jockey Name	Mistressofillusion
Final Rank	9
Fastest Section Time (Section)	0:11.25 (1600m)
Top Speed [km/h] (Section)	64.7 (1600m)
Race State	Finished

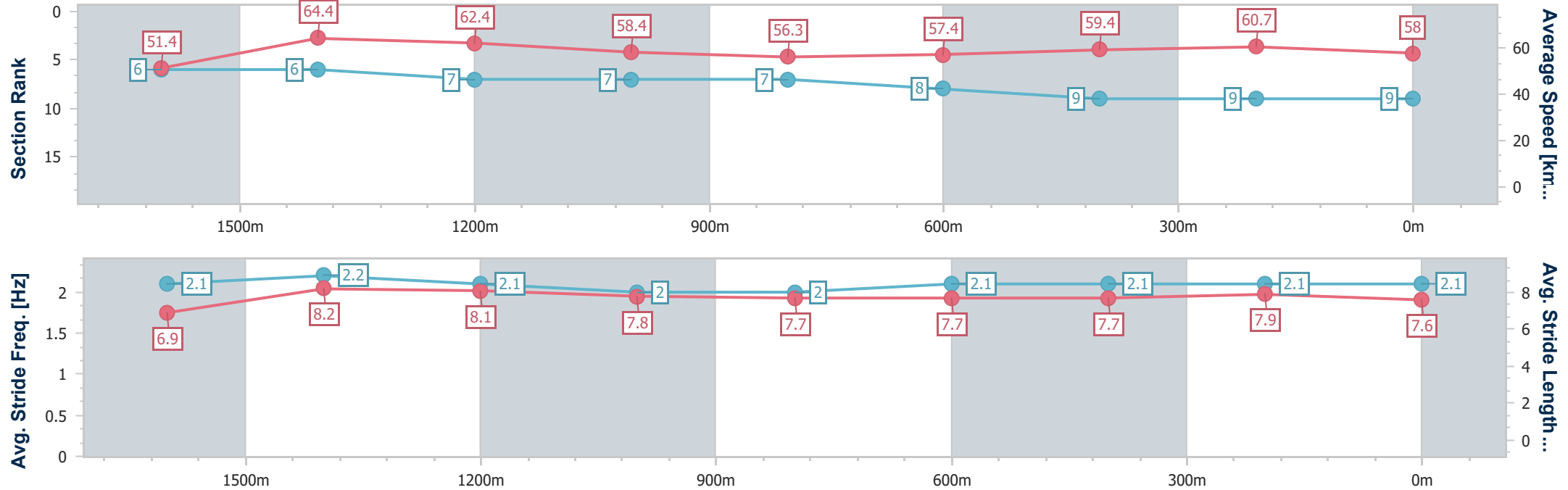


Eagle FarmProfessional  
Race 8: LADBROKES QUICK MULTI Class 3 Handicap - 1800m  
23 July 2025 - 16:38  
Track Rating: Good 4, Weather: Overcast, Rail Position: +12m  
Entire course



BRISBANE  
RACING CLUB

Section	Overall	1600m	1400m	1200m	1000m	800m	600m	400m	200m				
Section Times	1:51.10 [9] (0:14.06)	1:37.04 [6] (0:11.25)	1:25.79 [6] (0:11.56)	1:14.23 [7] (0:12.34)	1:01.89 [7] (0:12.86)	0:49.03 [7] (0:12.60)	0:36.43 [8] (0:12.11)	0:24.32 [9] (0:11.88)	0:12.44 [9] (0:12.44)				
Average Speed [km/h]	51.4	64.4	62.4	58.4	56.3	57.4	59.4	60.7	58.0				
Top Speed [km/h]	64.6	64.7	63.9	61.0	57.5	60.4	61.5	61.9	61.9				
Avg. Dist. to Rail [m]	2.6	1.5	1.7	1.8	1.5	0.6	0.3	0.2	0.8				
Avg. Stride Freq. [Hz]	2.1	2.2	2.1	2.0	2.0	2.1	2.1	2.1	2.1				
Avg. Stride Length [m]	6.9	8.2	8.1	7.8	7.7	7.7	7.7	7.9	7.6				





Horse/Jockey Name	Rothsphene
Final Rank	10
Fastest Section Time (Section)	0:11.19 (1600m)
Top Speed [km/h] (Section)	67.1 (1600m)
Race State	Finished



Eagle FarmProfessional  
Race 8: LADBROKES QUICK MULTI Class 3 Handicap - 1800m  
23 July 2025 - 16:38  
Track Rating: Good 4, Weather: Overcast, Rail Position: +12m  
Entire course



BRISBANE  
RACING CLUB

Section	Overall	1600m	1400m	1200m	1000m	800m	600m	400m	200m				
Section Times	1:55.90 [10] (0:13.73)	1:42.17 [2] (0:11.19)	1:30.98 [2] (0:11.48)	1:19.50 [2] (0:12.21)	1:07.29 [2] (0:12.98)	0:54.31 [2] (0:12.63)	0:41.68 [2] (0:12.36)	0:29.32 [6] (0:13.02)	0:16.30 [10] (0:16.30)				
Average Speed [km/h]	53.8	65.7	62.9	59.0	56.5	57.5	58.3	55.5	44.3				
Top Speed [km/h]	66.1	67.1	64.0	64.0	57.8	58.4	59.3	60.3	48.9				
Avg. Dist. to Rail [m]	8.1	5.7	5.3	4.2	3.0	1.8	0.8	1.0	1.1				
Avg. Stride Freq. [Hz]	2.3	2.4	2.3	2.3	2.2	2.3	2.4	2.3	2.1				
Avg. Stride Length [m]	6.4	7.6	7.5	7.2	7.0	6.9	6.8	6.7	5.9				

