



DoombenProfessional

Race 1: RACECOURSE VILLAGE Maiden Handicap - 1110m

30 July 2025 - 12:00



BRISBANE
RACING CLUB

Track Rating: Soft 5, Weather: Overcast, Rail Position: +10m Entire

Section		Overall				1000m	800m	600m	400m	200m	Last 600m		
Field Times		1:05.07				0:56.43	0:45.61	0:34.63	0:23.28	0:11.85	0:34.63		
		(0:08.64)				(0:10.82)	(0:10.98)	(0:11.35)	(0:11.43)	(0:11.85)			
Rank	TAB Horse/Jockey	Barrier	Top Speed [km/h]	Fastest Section							Margin	Distance Travelled [m]	
1	2 WINCHMAN	1	67.1	0:08.79	1:05.07 [1]	0:56.28 [2]	0:45.41 [3]	0:34.41 [3]	0:22.99 [3]	0:11.71 [4]	1:05.07	0:34.41	
	Cobi Vitler		1000m	Overall	(0:08.79)	(0:10.87)	(0:11.00)	(0:11.42)	(0:11.28)	(0:11.71)			
2	7 SMART SHAZZA	4	67.7	0:09.03	1:05.15 [2]	0:56.12 [6]	0:45.23 [6]	0:34.14 [6]	0:22.77 [7]	0:11.78 [5]	0.48L	0:34.14	+4
	Taylor Marshall		1000m	Overall	(0:09.03)	(0:10.89)	(0:11.09)	(0:11.37)	(0:10.99)	(0:11.78)			
3	9 CLIODHNA MAEVE	7	67.3	0:09.13	1:05.21 [3]	0:56.08 [7]	0:44.92 [8]	0:33.94 [8]	0:22.94 [5]	0:11.98 [2]	0.84L	0:33.94	+6
	Brandon Lerena		800m	Overall	(0:09.13)	(0:11.16)	(0:10.98)	(0:11.00)	(0:10.96)	(0:11.98)			
4	8 WOOTTEN HYDE	8	67.2	0:09.18	1:05.29 [4]	0:56.11 [8]	0:45.03 [7]	0:34.07 [7]	0:22.75 [9]	0:11.63 [8]	1.31L	0:34.07	+0
	Kyle Wilson-Taylor		800m	Overall	(0:09.18)	(0:11.08)	(0:10.96)	(0:11.32)	(0:11.12)	(0:11.63)			
5	6 SHE'S FASHIONABLE	3	67.5	0:08.83	1:05.43 [5]	0:56.60 [3]	0:45.66 [4]	0:34.63 [4]	0:23.26 [4]	0:12.02 [6]	2.16L	0:34.63	+1
	Luke Dempsey		1000m	Overall	(0:08.83)	(0:10.94)	(0:11.03)	(0:11.37)	(0:11.24)	(0:12.02)			
6	1 BRAZEN ACT	5	68.3	0:08.64	1:05.54 [6]	0:56.90 [1]	0:46.08 [1]	0:35.10 [1]	0:23.75 [1]	0:12.32 [1]	2.78L	0:35.10	-6
	Angela Jones		1000m	Overall	(0:08.64)	(0:10.82)	(0:10.98)	(0:11.35)	(0:11.43)	(0:12.32)			
7	10 SOUTHAMPTON FLARE	9	66.9	0:09.39	1:05.61 [7]	0:56.22 [9]	0:45.13 [9]	0:34.19 [9]	0:23.19 [8]	0:12.05 [7]	3.17L	0:34.19	+4
	Damien Thornton		800m	Overall	(0:09.39)	(0:11.09)	(0:10.94)	(0:11.00)	(0:11.14)	(0:12.05)			
8	3 POWER OF SUCCESS	6	69.8	0:08.98	1:05.98 [8]	0:57.00 [5]	0:46.43 [2]	0:35.46 [2]	0:24.14 [2]	0:12.67 [3]	5.36L	0:35.46	+2
	Les Tilley		1000m	Overall	(0:08.98)	(0:10.57)	(0:10.97)	(0:11.32)	(0:11.47)	(0:12.67)			
9	12 SILVER TAP	2	68.0	0:08.97	1:06.03 [9]	0:57.06 [4]	0:46.14 [5]	0:35.09 [5]	0:23.68 [6]	0:12.32 [9]	5.64L	0:35.09	+1
	Chloe Wells		1000m	Overall	(0:08.97)	(0:10.92)	(0:11.05)	(0:11.41)	(0:11.36)	(0:12.32)			

Scratched: Rock On Angel (#5), Queen Arni (#11), Aristocratic Girl (#4)



Horse/Jockey Name	Winchman
Final Rank	1
Fastest Section Time (Section)	0:08.79 (Overall)
Top Speed [km/h] (Section)	67.1 (1000m)
Race State	Finished

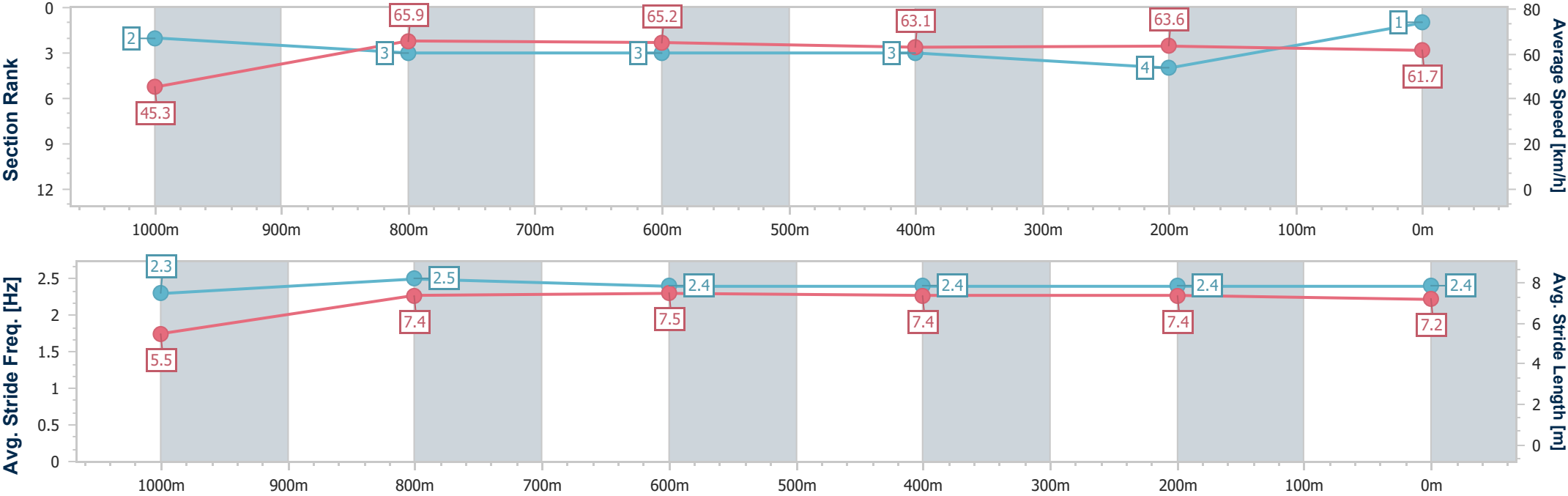


DoombenProfessional
Race 1: RACECOURSE VILLAGE Maiden Handicap - 1110m
30 July 2025 - 12:00
Track Rating: Soft 5, Weather: Overcast, Rail Position: +10m Entire



BRISBANE
RACING CLUB

Section	Overall	1000m	800m	600m	400m	200m							
Section Times	1:05.07 [1] (0:08.79)	0:56.28 [2] (0:10.87)	0:45.41 [3] (0:11.00)	0:34.41 [3] (0:11.42)	0:22.99 [3] (0:11.28)	0:11.71 [4] (0:11.71)							
Average Speed [km/h]	45.3	65.9	65.2	63.1	63.6	61.7							
Top Speed [km/h]	66.6	67.1	66.7	64.0	64.9	63.2							
Avg. Dist. to Rail [m]	1.3	0.6	0.6	0.4	0.9	2.2							
Avg. Stride Freq. [Hz]	2.3	2.5	2.4	2.4	2.4	2.4							
Avg. Stride Length [m]	5.5	7.4	7.5	7.4	7.4	7.2							





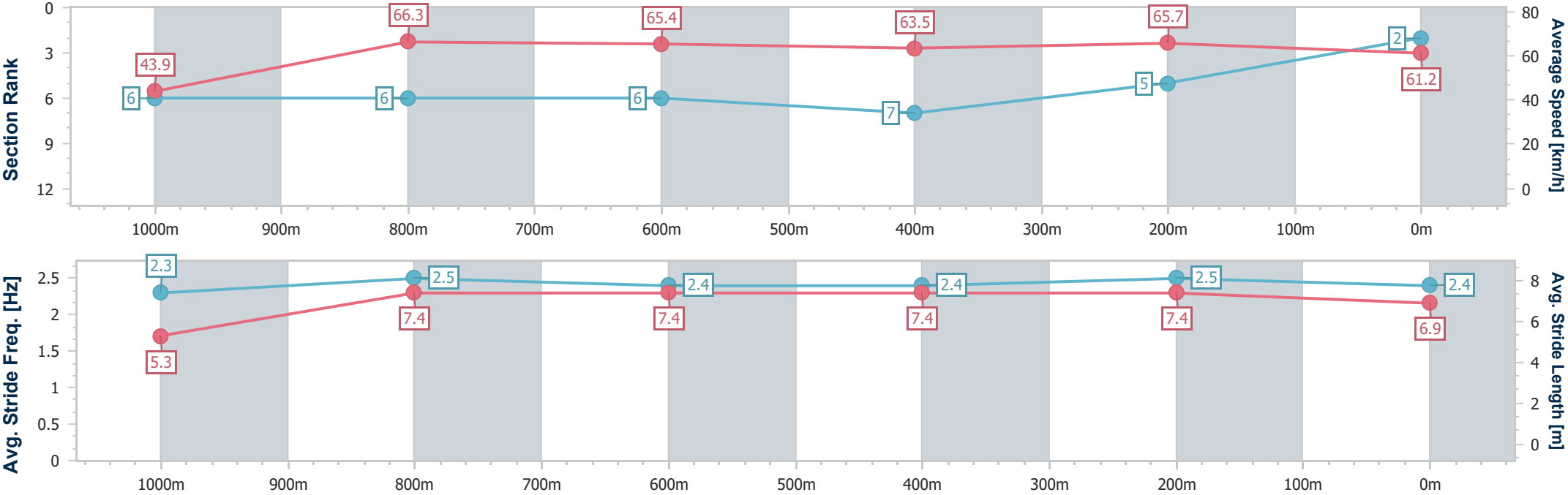
Horse/Jockey Name	Smart Shazza
Final Rank	2
Fastest Section Time (Section)	0:09.03 (Overall)
Top Speed [km/h] (Section)	67.7 (1000m)
Race State	Finished



DoombenProfessional
Race 1: RACECOURSE VILLAGE Maiden Handicap - 1110m
30 July 2025 - 12:00
Track Rating: Soft 5, Weather: Overcast, Rail Position: +10m Entire



Section	Overall	1000m	800m	600m	400m	200m								
Section Times	1:05.15 [2] (0:09.03)	0:56.12 [6] (0:10.89)	0:45.23 [6] (0:11.09)	0:34.14 [6] (0:11.37)	0:22.77 [7] (0:10.99)	0:11.78 [5] (0:11.78)								
Average Speed [km/h]	43.9	66.3	65.4	63.5	65.7	61.2								
Top Speed [km/h]	64.2	67.7	66.7	65.1	67.2	64.9								
Avg. Dist. to Rail [m]	2.1	1.1	1.6	0.8	2.6	4.2								
Avg. Stride Freq. [Hz]	2.3	2.5	2.4	2.4	2.5	2.4								
Avg. Stride Length [m]	5.3	7.4	7.4	7.4	7.4	6.9								





Horse/Jockey Name	Clodhna Maeve
Final Rank	3
Fastest Section Time (Section)	0:09.13 (Overall)
Top Speed [km/h] (Section)	67.3 (800m)
Race State	Finished

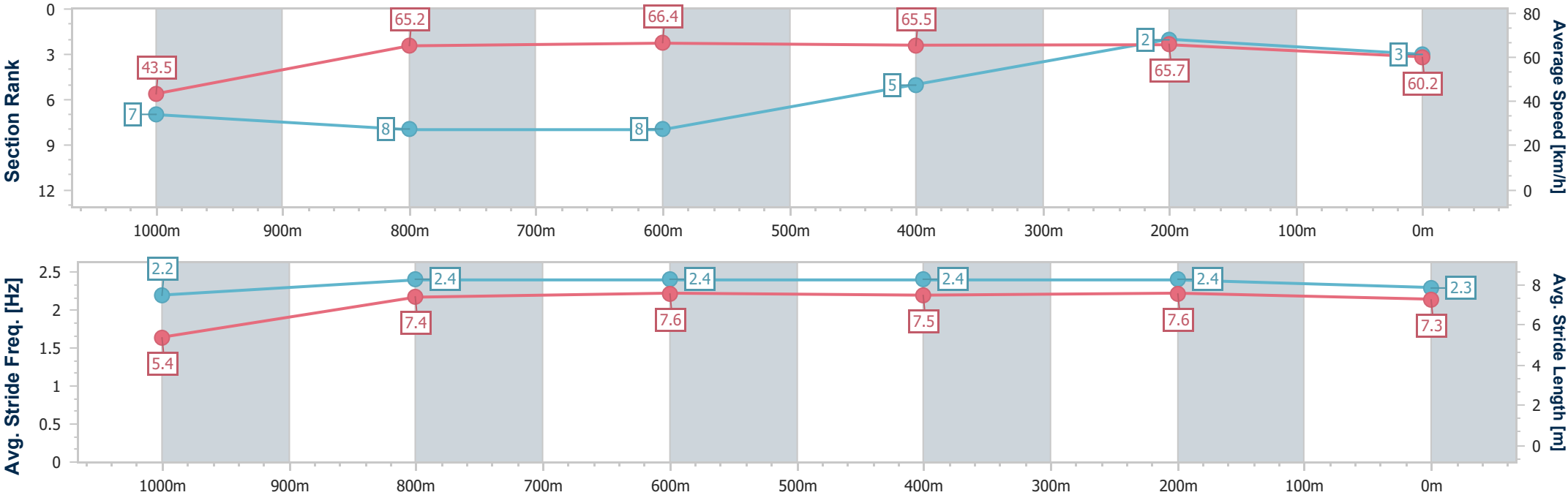


DoombenProfessional
Race 1: RACECOURSE VILLAGE Maiden Handicap - 1110m
30 July 2025 - 12:00
Track Rating: Soft 5, Weather: Overcast, Rail Position: +10m Entire



BRISBANE
RACING CLUB

Section	Overall	1000m	800m	600m	400m	200m								
Section Times	1:05.21 [3] (0:09.13)	0:56.08 [7] (0:11.16)	0:44.92 [8] (0:10.98)	0:33.94 [8] (0:11.00)	0:22.94 [5] (0:10.96)	0:11.98 [2] (0:11.98)								
Average Speed [km/h]	43.5	65.2	66.4	65.5	65.7	60.2								
Top Speed [km/h]	62.8	66.1	67.3	66.4	66.2	63.9								
Avg. Dist. to Rail [m]	6.0	4.1	2.2	0.8	0.8	1.9								
Avg. Stride Freq. [Hz]	2.2	2.4	2.4	2.4	2.4	2.3								
Avg. Stride Length [m]	5.4	7.4	7.6	7.5	7.6	7.3								





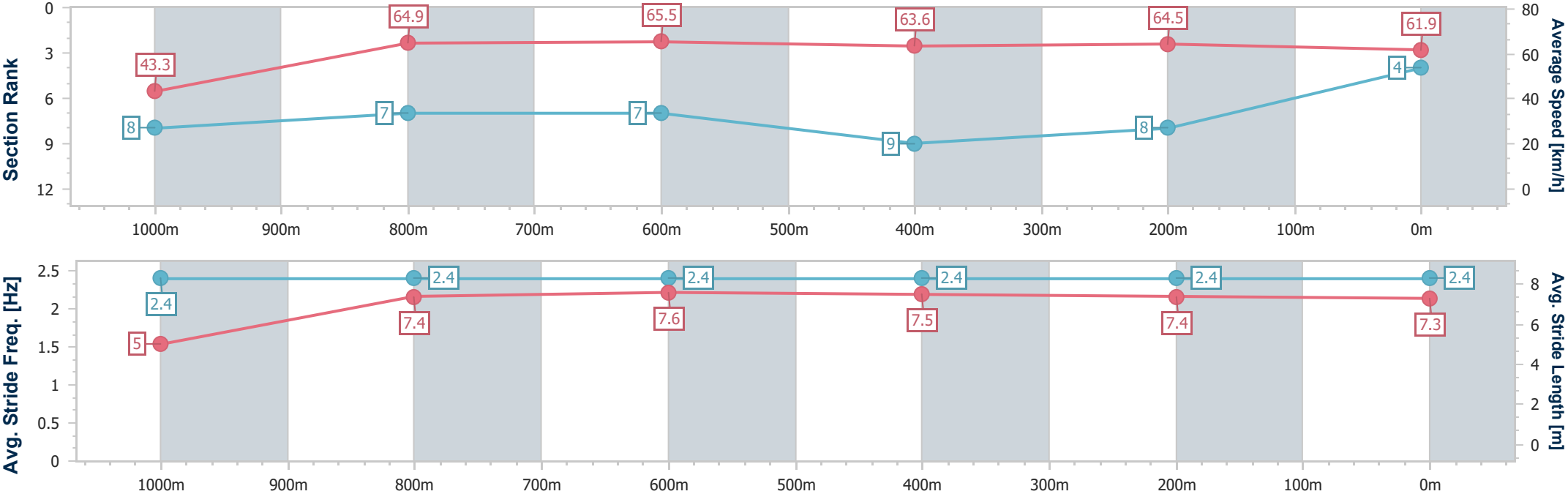
Horse/Jockey Name	Wootten Hyde
Final Rank	4
Fastest Section Time (Section)	0:09.18 (Overall)
Top Speed [km/h] (Section)	67.2 (800m)
Race State	Finished



DoombenProfessional
Race 1: RACECOURSE VILLAGE Maiden Handicap - 1110m
30 July 2025 - 12:00
Track Rating: Soft 5, Weather: Overcast, Rail Position: +10m Entire



Section	Overall	1000m	800m	600m	400m	200m								
Section Times	1:05.29 [4] (0:09.18)	0:56.11 [8] (0:11.08)	0:45.03 [7] (0:10.96)	0:34.07 [7] (0:11.32)	0:22.75 [9] (0:11.12)	0:11.63 [8] (0:11.63)								
Average Speed [km/h]	43.3	64.9	65.5	63.6	64.5	61.9								
Top Speed [km/h]	62.4	66.3	67.2	66.3	66.3	65.8								
Avg. Dist. to Rail [m]	6.0	0.9	0.4	0.5	1.8	0.5								
Avg. Stride Freq. [Hz]	2.4	2.4	2.4	2.4	2.4	2.4								
Avg. Stride Length [m]	5.0	7.4	7.6	7.5	7.4	7.3								





Horse/Jockey Name	She's Fashionable
Final Rank	5
Fastest Section Time (Section)	0:08.83 (Overall)
Top Speed [km/h] (Section)	67.5 (1000m)
Race State	Finished

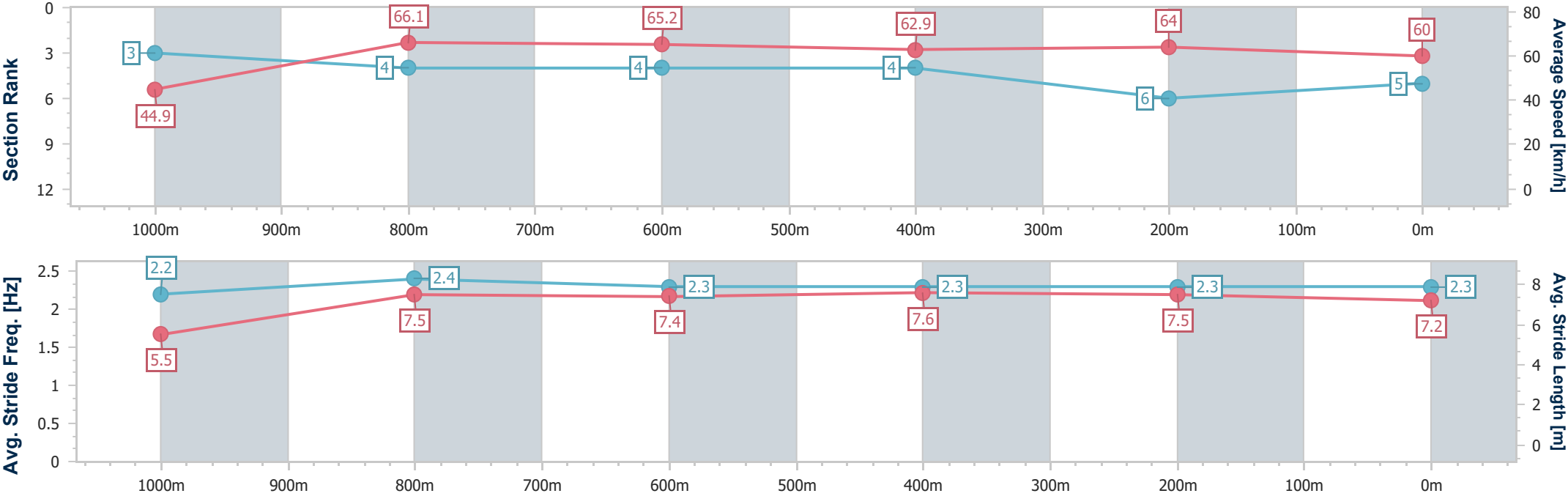


DoombenProfessional
Race 1: RACECOURSE VILLAGE Maiden Handicap - 1110m
30 July 2025 - 12:00
Track Rating: Soft 5, Weather: Overcast, Rail Position: +10m Entire



BRISBANE
RACING CLUB

Section	Overall	1000m	800m	600m	400m	200m							
Section Times	1:05.43 [5] (0:08.83)	0:56.60 [3] (0:10.94)	0:45.66 [4] (0:11.03)	0:34.63 [4] (0:11.37)	0:23.26 [4] (0:11.24)	0:12.02 [6] (0:12.02)							
Average Speed [km/h]	44.9	66.1	65.2	62.9	64.0	60.0							
Top Speed [km/h]	63.8	67.5	66.7	63.3	65.3	62.1							
Avg. Dist. to Rail [m]	1.8	1.1	0.5	0.8	0.6	0.5							
Avg. Stride Freq. [Hz]	2.2	2.4	2.3	2.3	2.3	2.3							
Avg. Stride Length [m]	5.5	7.5	7.4	7.6	7.5	7.2							





Horse/Jockey Name	Brazen Act
Final Rank	6
Fastest Section Time (Section)	0:08.64 (Overall)
Top Speed [km/h] (Section)	68.3 (1000m)
Race State	Finished

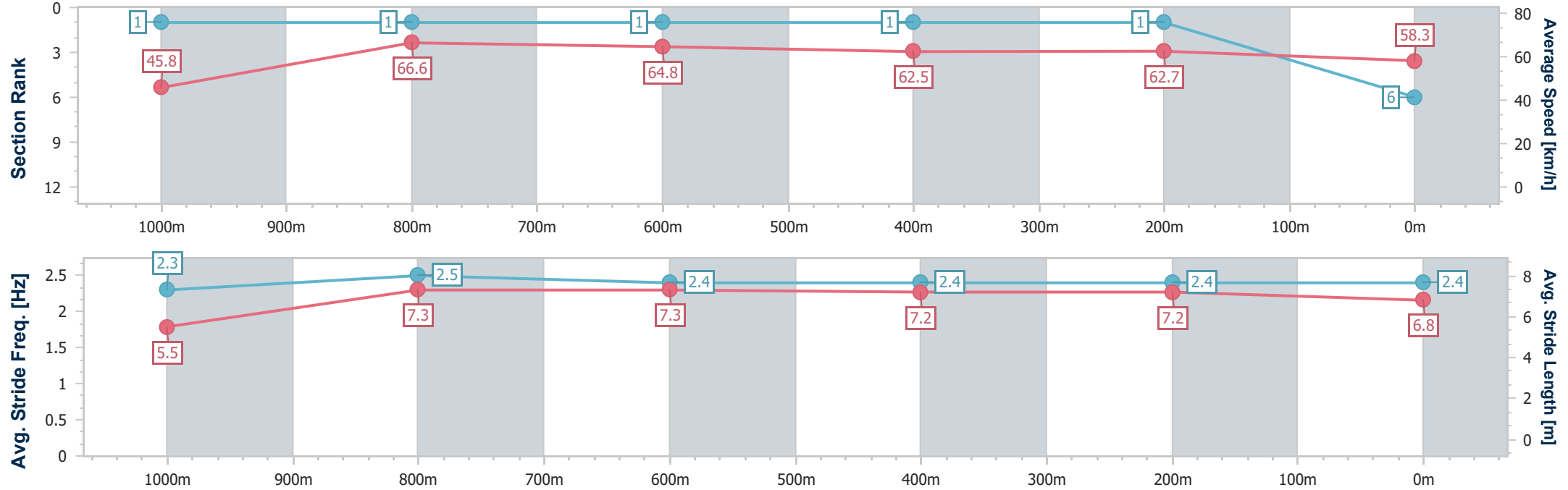


DoombenProfessional
Race 1: RACECOURSE VILLAGE Maiden Handicap - 1110m
30 July 2025 - 12:00
Track Rating: Soft 5, Weather: Overcast, Rail Position: +10m Entire



BRISBANE
RACING CLUB

Section	Overall	1000m	800m	600m	400m	200m								
Section Times	1:05.54 [6] (0:08.64)	0:56.90 [1] (0:10.82)	0:46.08 [1] (0:10.98)	0:35.10 [1] (0:11.35)	0:23.75 [1] (0:11.43)	0:12.32 [1] (0:12.32)								
Average Speed [km/h]	45.8	66.6	64.8	62.5	62.7	58.3								
Top Speed [km/h]	66.5	68.3	67.7	64.3	63.9	60.6								
Avg. Dist. to Rail [m]	3.1	0.7	2.6	2.4	2.7	2.9								
Avg. Stride Freq. [Hz]	2.3	2.5	2.4	2.4	2.4	2.4								
Avg. Stride Length [m]	5.5	7.3	7.3	7.2	7.2	6.8								





Horse/Jockey Name	Southampton Flare
Final Rank	7
Fastest Section Time (Section)	0:09.39 (Overall)
Top Speed [km/h] (Section)	66.9 (800m)
Race State	Finished

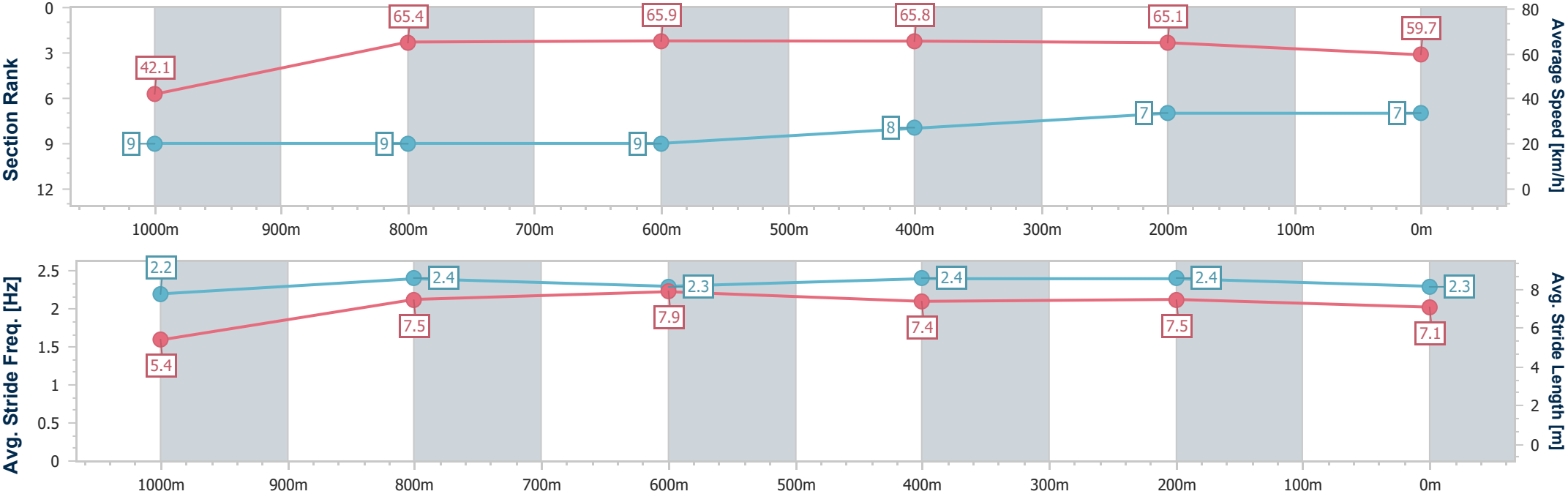


DoombenProfessional
Race 1: RACECOURSE VILLAGE Maiden Handicap - 1110m
30 July 2025 - 12:00
Track Rating: Soft 5, Weather: Overcast, Rail Position: +10m Entire



BRISBANE
RACING CLUB

Section	Overall	1000m	800m	600m	400m	200m							
Section Times	1:05.61 [7] (0:09.39)	0:56.22 [9] (0:11.09)	0:45.13 [9] (0:10.94)	0:34.19 [9] (0:11.00)	0:23.19 [8] (0:11.14)	0:12.05 [7] (0:12.05)							
Average Speed [km/h]	42.1	65.4	65.9	65.8	65.1	59.7							
Top Speed [km/h]	62.1	66.7	66.9	66.5	65.9	63.0							
Avg. Dist. to Rail [m]	8.0	2.4	0.3	0.8	3.9	5.1							
Avg. Stride Freq. [Hz]	2.2	2.4	2.3	2.4	2.4	2.3							
Avg. Stride Length [m]	5.4	7.5	7.9	7.4	7.5	7.1							





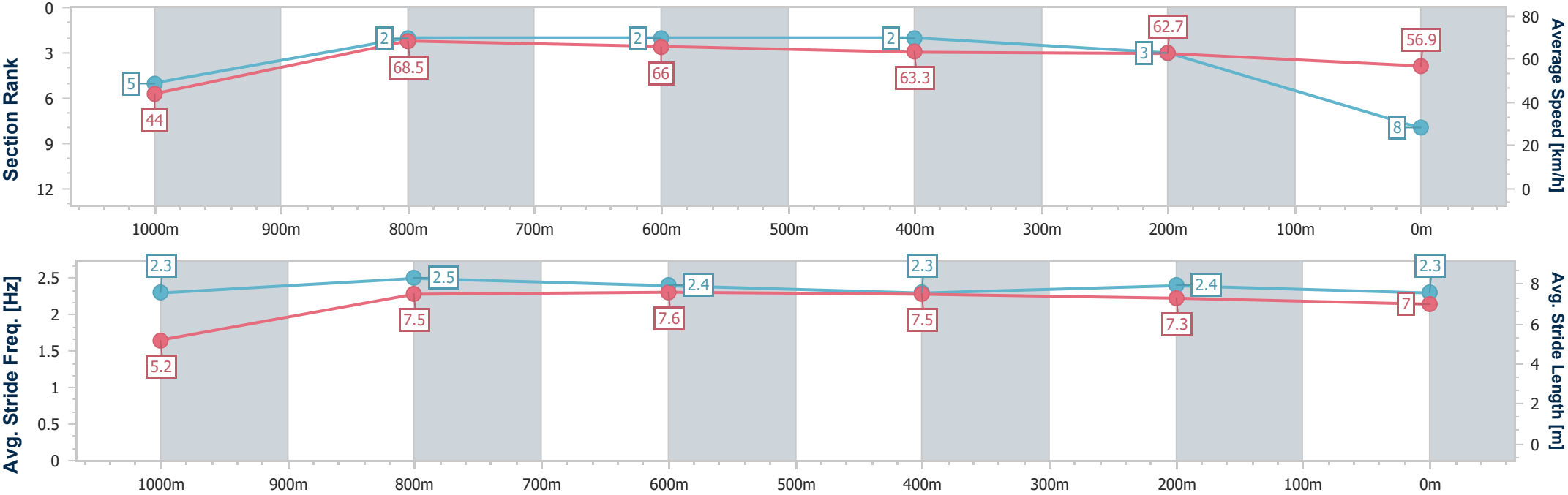
Horse/Jockey Name	Power Of Success
Final Rank	8
Fastest Section Time (Section)	0:08.98 (Overall)
Top Speed [km/h] (Section)	69.8 (1000m)
Race State	Finished



DoombenProfessional
Race 1: RACECOURSE VILLAGE Maiden Handicap - 1110m
30 July 2025 - 12:00
Track Rating: Soft 5, Weather: Overcast, Rail Position: +10m Entire



Section	Overall	1000m	800m	600m	400m	200m							
Section Times	1:05.98 [8] (0:08.98)	0:57.00 [5] (0:10.57)	0:46.43 [2] (0:10.97)	0:35.46 [2] (0:11.32)	0:24.14 [2] (0:11.47)	0:12.67 [3] (0:12.67)							
Average Speed [km/h]	44.0	68.5	66.0	63.3	62.7	56.9							
Top Speed [km/h]	65.7	69.8	69.0	63.7	63.9	61.0							
Avg. Dist. to Rail [m]	4.2	2.2	0.7	0.7	0.6	0.3							
Avg. Stride Freq. [Hz]	2.3	2.5	2.4	2.3	2.4	2.3							
Avg. Stride Length [m]	5.2	7.5	7.6	7.5	7.3	7.0							





Horse/Jockey Name	Silver Tap
Final Rank	9
Fastest Section Time (Section)	0:08.97 (Overall)
Top Speed [km/h] (Section)	68.0 (1000m)
Race State	Finished

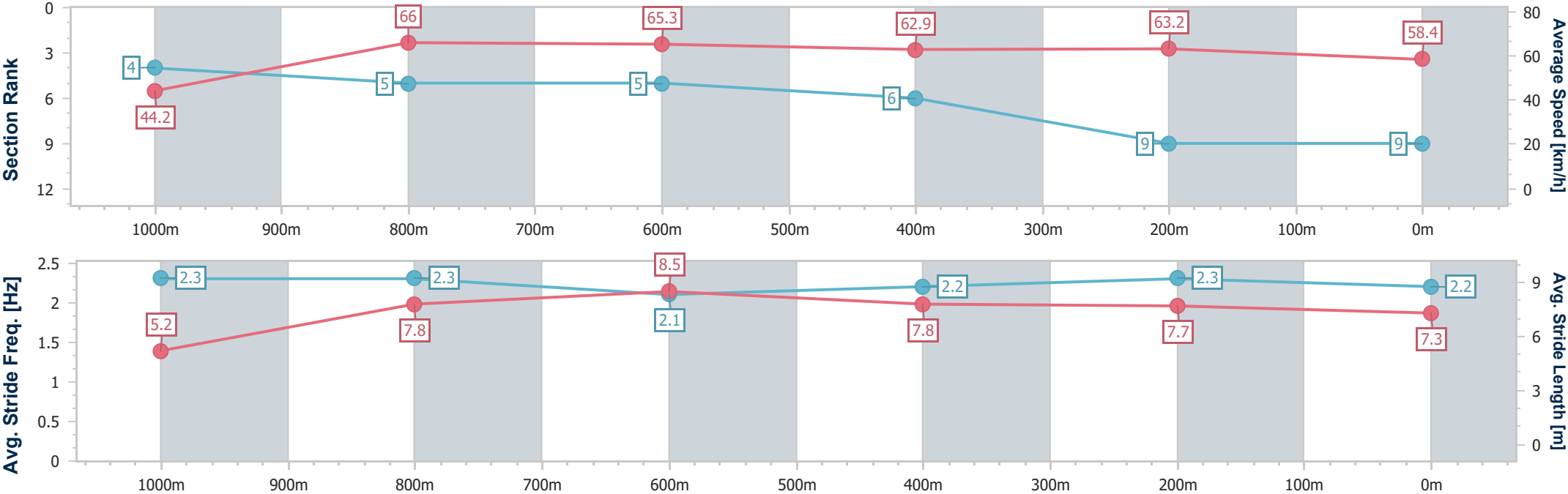


DoombenProfessional
Race 1: RACECOURSE VILLAGE Maiden Handicap - 1110m
30 July 2025 - 12:00
Track Rating: Soft 5, Weather: Overcast, Rail Position: +10m Entire



BRISBANE
RACING CLUB

Section	Overall	1000m	800m	600m	400m	200m							
Section Times	1:06.03 [9] (0:08.97)	0:57.06 [4] (0:10.92)	0:46.14 [5] (0:11.05)	0:35.09 [5] (0:11.41)	0:23.68 [6] (0:11.36)	0:12.32 [9] (0:12.32)							
Average Speed [km/h]	44.2	66.0	65.3	62.9	63.2	58.4							
Top Speed [km/h]	66.0	68.0	65.8	64.4	64.4	61.2							
Avg. Dist. to Rail [m]	1.5	0.6	0.3	0.6	0.8	1.9							
Avg. Stride Freq. [Hz]	2.3	2.3	2.1	2.2	2.3	2.2							
Avg. Stride Length [m]	5.2	7.8	8.5	7.8	7.7	7.3							





DoombenProfessional
Race 2: TEDDY BEARS PICNIC 2 AUGUST QTIS Two-Year-Old Maiden
Plate - 1200m
30 July 2025 - 12:35



Track Rating: Soft 5, Weather: Overcast, Rail Position: +10m Entire

Section						Overall	1000m	800m	600m	400m	200m	Last 600m					
Field Times						1:11.10 (0:13.13)	0:57.97 (0:10.66)	0:47.31 (0:11.60)	0:35.71 (0:11.59)	0:24.12 (0:11.56)	0:12.56 (0:12.56)	0:35.71					
Rank	TAB	Horse/Jockey	Barrier	Top Speed [km/h]	Fastest Section										Margin	Distance Travelled [m]	
1	1	ANDERS' STYLE	1	69.7	0:10.83	1:11.10 [1]	0:57.89 [3]	0:47.06 [2]	0:35.50 [2]	0:23.87 [2]	0:12.50 [2]	1:11.10	0:35.50				
		Jag Guthmann-Chester		1000m	1000m	(0:13.21)	(0:10.83)	(0:11.56)	(0:11.63)	(0:11.37)	(0:12.50)						
2	5	QUICKZOU	11	70.2	0:10.66	1:11.39 [2]	0:58.26 [1]	0:47.60 [1]	0:36.00 [1]	0:24.41 [1]	0:12.85 [1]	1.66L	0:36.00	-1			
		Ryan Maloney		Overall	1000m	(0:13.13)	(0:10.66)	(0:11.60)	(0:11.59)	(0:11.56)	(0:12.85)						
3	11	PEARLS IN JUNE	12	67.0	0:11.09	1:11.76 [3]	0:58.15 [8]	0:47.06 [9]	0:35.22 [10]	0:23.55 [9]	0:12.07 [8]	3.83L	0:35.22	+6			
		Luke Dempsey		1000m	1000m	(0:13.61)	(0:11.09)	(0:11.84)	(0:11.67)	(0:11.48)	(0:12.07)						
4	6	RUSTY TYCOON	3	68.9	0:11.03	1:11.97 [4]	0:58.39 [7]	0:47.36 [8]	0:35.75 [8]	0:24.24 [5]	0:12.52 [5]	5.08L	0:35.75	-3			
		Cejay Graham		Overall	1000m	(0:13.58)	(0:11.03)	(0:11.61)	(0:11.51)	(0:11.72)	(0:12.52)						
5	14	HUNTER'S MATE	8	67.9	0:11.05	1:11.98 [5]	0:58.01 [12]	0:46.96 [12]	0:35.31 [11]	0:23.64 [11]	0:12.08 [10]	5.18L	0:35.31	+0			
		Damien Thornton		Overall	1000m	(0:13.97)	(0:11.05)	(0:11.65)	(0:11.67)	(0:11.56)	(0:12.08)						
6	18	CERETTI	4	68.8	0:10.81	1:12.03 [6]	0:58.72 [4]	0:47.91 [3]	0:36.26 [4]	0:24.70 [3]	0:12.85 [3]	5.42L	0:36.26	+2			
		Andrew Mallyon		Overall	1000m	(0:13.31)	(0:10.81)	(0:11.65)	(0:11.56)	(0:11.85)	(0:12.85)						
6	17	ZARLA	2	69.2	0:10.93	1:12.03 [6]	0:58.84 [2]	0:47.91 [4]	0:36.34 [3]	0:24.62 [4]	0:12.63 [4]	5.42L	0:36.34	+3			
		Chloe Wells		Overall	1000m	(0:13.19)	(0:10.93)	(0:11.57)	(0:11.72)	(0:11.99)	(0:12.63)						
8	8	LADY TANGALOOMA	6	69.8	0:10.92	1:12.06 [8]	0:58.71 [5]	0:47.79 [5]	0:36.01 [5]	0:24.21 [6]	0:12.46 [6]	5.63L	0:36.01	+4			
		Angela Jones		1000m	1000m	(0:13.35)	(0:10.92)	(0:11.78)	(0:11.80)	(0:11.75)	(0:12.46)						
9	4	MELATEN	5	70.4	0:10.82	1:12.52 [9]	0:58.88 [9]	0:48.06 [7]	0:36.36 [7]	0:24.45 [7]	0:12.91 [7]	8.3L	0:36.36	+4			
		Kyle Wilson-Taylor		1000m	1000m	(0:13.64)	(0:10.82)	(0:11.70)	(0:11.91)	(0:11.54)	(0:12.91)						
10	2	EXODAS	9	69.0	0:11.01	1:12.56 [10]	0:59.18 [6]	0:48.17 [6]	0:36.42 [6]	0:24.25 [10]	0:12.52 [11]	8.53L	0:36.42	+8			
		Tiffani Brooker		Overall	1000m	(0:13.38)	(0:11.01)	(0:11.75)	(0:12.17)	(0:11.73)	(0:12.52)						

Scratched: Emphatique (#7), Norty Forty (#10), Los Alamitos (#3), Save The Roses (#13), Whispering Rogue (#15), Voodoo Lass (#16), Ready For Zion (#19), Saxobushi (#20)

Report Created: Wed 30 July 2025 13:15 GMT+10 (Note: Timing is based on position data)

Page 1/14

[] Ranking at each section and finish
-:-:- No data available at this section
NA No data available

SCN Saddle cloth number
DNF Did not finish
DNT Did not track

data processed by  TRIPLESDATA



DoombenProfessional
Race 2: TEDDY BEARS PICNIC 2 AUGUST QTIS Two-Year-Old Maiden
Plate - 1200m
30 July 2025 - 12:35



Track Rating: Soft 5, Weather: Overcast, Rail Position: +10m Entire

Section					Overall	1000m	800m	600m	400m	200m	Last 600m			
Field Times					1:11.10 (0:13.13)	0:57.97 (0:10.66)	0:47.31 (0:11.60)	0:35.71 (0:11.59)	0:24.12 (0:11.56)	0:12.56 (0:12.56)	0:35.71			
Rank	TAB	Horse/Jockey	Barrier	Top Speed [km/h]	Fastest Section							Margin	Distance Travelled [m]	
11	12	RECONCILIATE	7	69.1	0:10.94	1:12.61 [11]	0:58.80 [10]	0:47.86 [10]	0:36.13 [9]	0:24.40 [8]	0:12.79 [9]	8.87L	0:36.13	+3
		Emily Lang		1000m	1000m	(0:13.81)	(0:10.94)	(0:11.73)	(0:11.73)	(0:11.61)	(0:12.79)			
12	9	LITTLE MISS BOOM	10	67.8	0:11.08	1:12.94 [12]	0:59.12 [11]	0:48.04 [11]	0:36.26 [12]	0:24.40 [12]	0:12.84 [12]	10.79L	0:36.26	+1
		Bailey Wheeler		Overall	1000m	(0:13.82)	(0:11.08)	(0:11.78)	(0:11.86)	(0:11.56)	(0:12.84)			

Scratched: Emphatique (#7), Norty Forty (#10), Los Alamos (#3), Save The Roses (#13), Whispering Rogue (#15), Voodoo Lass (#16), Ready For Zion (#19), Saxobushi (#20)



Horse/Jockey Name	Anders' Style
Final Rank	1
Fastest Section Time (Section)	0:10.83 (1000m)
Top Speed [km/h] (Section)	69.7 (1000m)
Race State	Finished

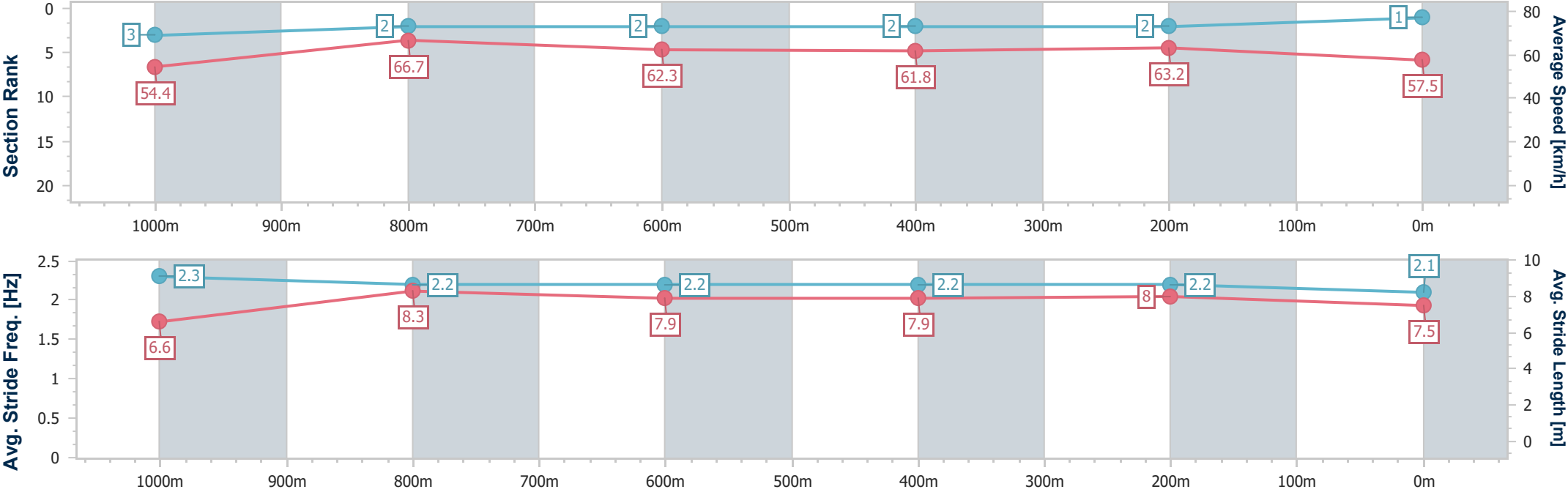


DoombenProfessional
Race 2: TEDDY BEARS PICNIC 2 AUGUST QTIS Two-Year-Old
Maiden Plate - 1200m
30 July 2025 - 12:35
Track Rating: Soft 5, Weather: Overcast, Rail Position: +10m Entire



BRISBANE
RACING CLUB

Section	Overall	1000m	800m	600m	400m	200m								
Section Times	1:11.10 [1] (0:13.21)	0:57.89 [3] (0:10.83)	0:47.06 [2] (0:11.56)	0:35.50 [2] (0:11.63)	0:23.87 [2] (0:11.37)	0:12.50 [2] (0:12.50)								
Average Speed [km/h]	54.4	66.7	62.3	61.8	63.2	57.5								
Top Speed [km/h]	69.2	69.7	63.2	63.2	64.3	61.6								
Avg. Dist. to Rail [m]	0.7	0.6	0.3	0.4	0.7	0.2								
Avg. Stride Freq. [Hz]	2.3	2.2	2.2	2.2	2.2	2.1								
Avg. Stride Length [m]	6.6	8.3	7.9	7.9	8.0	7.5								





Horse/Jockey Name	Quickzou
Final Rank	2
Fastest Section Time (Section)	0:10.66 (1000m)
Top Speed [km/h] (Section)	70.2 (Overall)
Race State	Finished

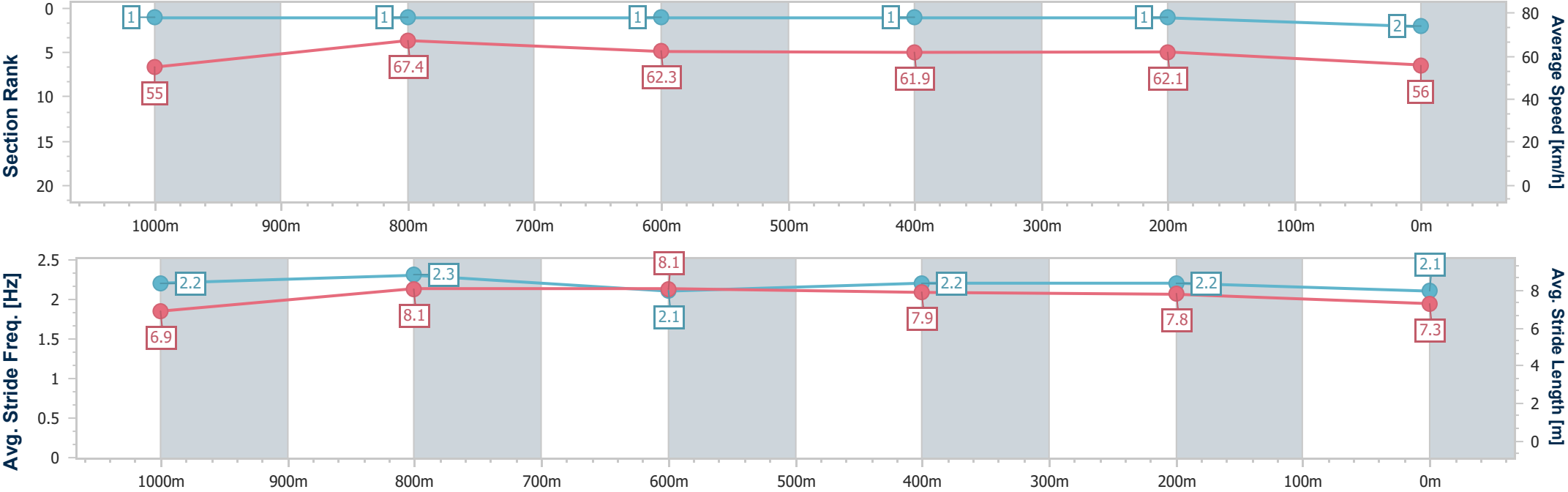


DoombenProfessional
Race 2: TEDDY BEARS PICNIC 2 AUGUST QTIS Two-Year-Old
Maiden Plate - 1200m
30 July 2025 - 12:35
Track Rating: Soft 5, Weather: Overcast, Rail Position: +10m Entire



BRISBANE
RACING CLUB

Section	Overall	1000m	800m	600m	400m	200m							
Section Times	1:11.39 [2] (0:13.13)	0:58.26 [1] (0:10.66)	0:47.60 [1] (0:11.60)	0:36.00 [1] (0:11.59)	0:24.41 [1] (0:11.56)	0:12.85 [1] (0:12.85)							
Average Speed [km/h]	55.0	67.4	62.3	61.9	62.1	56.0							
Top Speed [km/h]	70.2	70.2	63.9	62.7	62.9	60.1							
Avg. Dist. to Rail [m]	6.9	0.9	0.1	0.7	0.9	1.3							
Avg. Stride Freq. [Hz]	2.2	2.3	2.1	2.2	2.2	2.1							
Avg. Stride Length [m]	6.9	8.1	8.1	7.9	7.8	7.3							





Horse/Jockey Name	Pearls In June
Final Rank	3
Fastest Section Time (Section)	0:11.09 (1000m)
Top Speed [km/h] (Section)	67.0 (1000m)
Race State	Finished

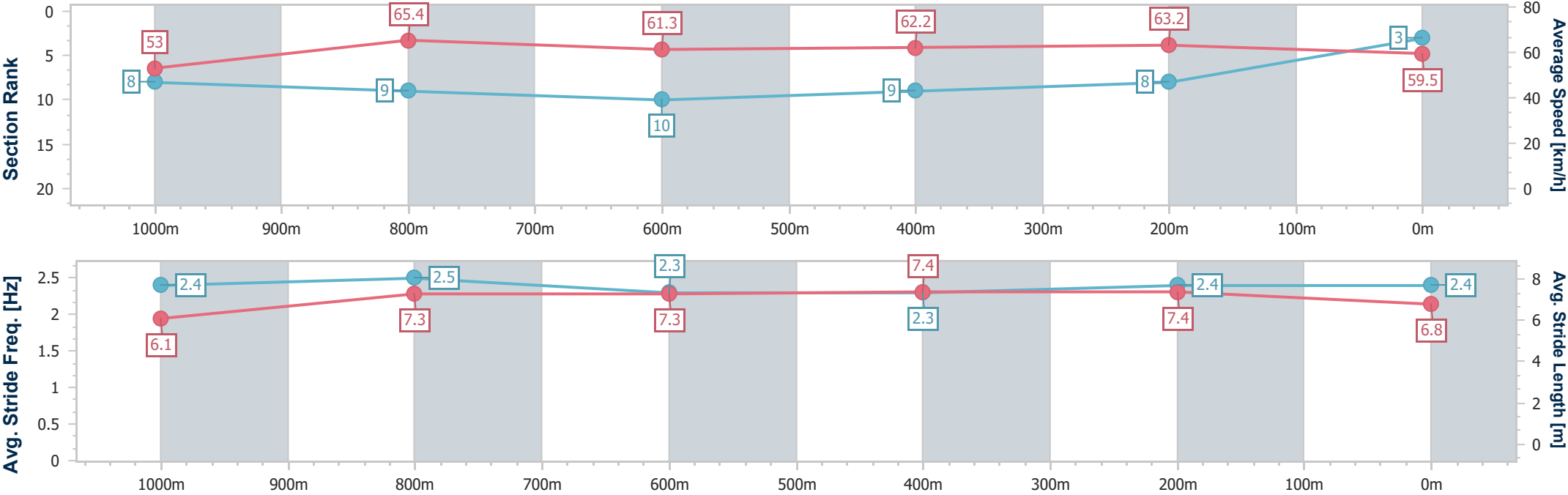


DoombenProfessional
Race 2: TEDDY BEARS PICNIC 2 AUGUST QTIS Two-Year-Old
Maiden Plate - 1200m
30 July 2025 - 12:35
Track Rating: Soft 5, Weather: Overcast, Rail Position: +10m Entire



BRISBANE
RACING CLUB

Section	Overall	1000m	800m	600m	400m	200m								
Section Times	1:11.76 [3] (0:13.61)	0:58.15 [8] (0:11.09)	0:47.06 [9] (0:11.84)	0:35.22 [10] (0:11.67)	0:23.55 [9] (0:11.48)	0:12.07 [8] (0:12.07)								
Average Speed [km/h]	53.0	65.4	61.3	62.2	63.2	59.5								
Top Speed [km/h]	66.6	67.0	62.5	64.7	64.2	62.4								
Avg. Dist. to Rail [m]	8.6	3.0	1.6	1.2	3.6	5.8								
Avg. Stride Freq. [Hz]	2.4	2.5	2.3	2.3	2.4	2.4								
Avg. Stride Length [m]	6.1	7.3	7.3	7.4	7.4	6.8								





Horse/Jockey Name	Rusty Tycoon
Final Rank	4
Fastest Section Time (Section)	0:11.03 (1000m)
Top Speed [km/h] (Section)	68.9 (Overall)
Race State	Finished

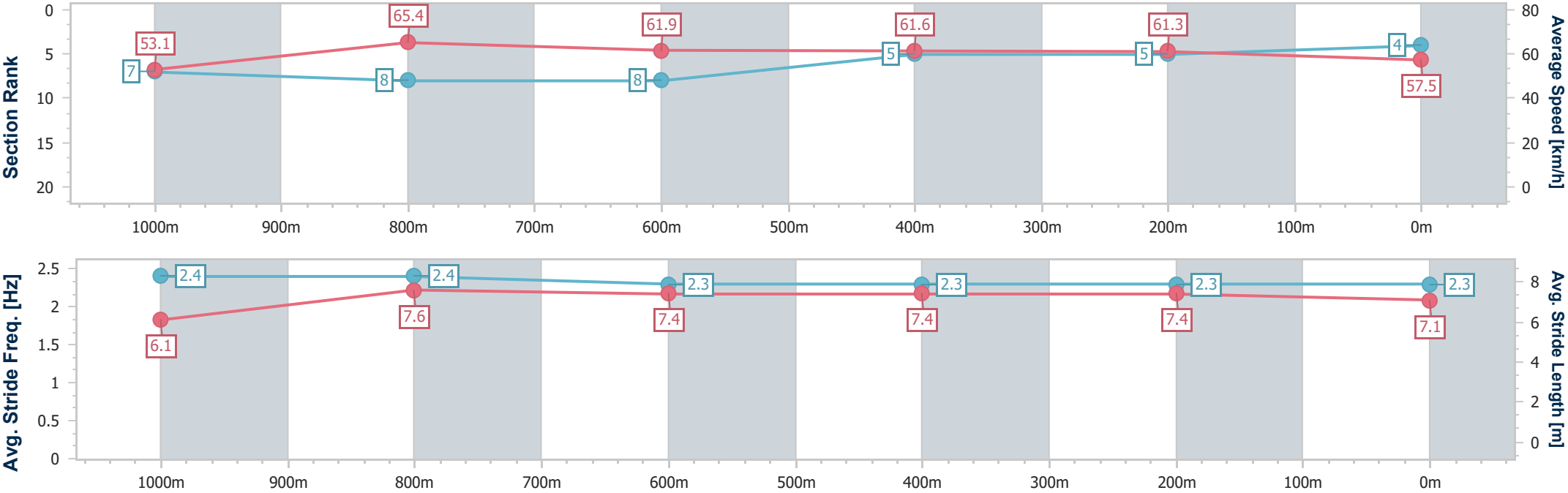


DoombenProfessional
Race 2: TEDDY BEARS PICNIC 2 AUGUST QTIS Two-Year-Old
Maiden Plate - 1200m
30 July 2025 - 12:35
Track Rating: Soft 5, Weather: Overcast, Rail Position: +10m Entire



BRISBANE
RACING CLUB

Section	Overall	1000m	800m	600m	400m	200m							
Section Times	1:11.97 [4] (0:13.58)	0:58.39 [7] (0:11.03)	0:47.36 [8] (0:11.61)	0:35.75 [8] (0:11.51)	0:24.24 [5] (0:11.72)	0:12.52 [5] (0:12.52)							
Average Speed [km/h]	53.1	65.4	61.9	61.6	61.3	57.5							
Top Speed [km/h]	68.9	68.8	63.8	62.7	62.4	59.0							
Avg. Dist. to Rail [m]	2.0	0.6	0.5	2.0	2.6	3.3							
Avg. Stride Freq. [Hz]	2.4	2.4	2.3	2.3	2.3	2.3							
Avg. Stride Length [m]	6.1	7.6	7.4	7.4	7.4	7.1							





Horse/Jockey Name	Hunter's Mate
Final Rank	5
Fastest Section Time (Section)	0:11.05 (1000m)
Top Speed [km/h] (Section)	67.9 (Overall)
Race State	Finished

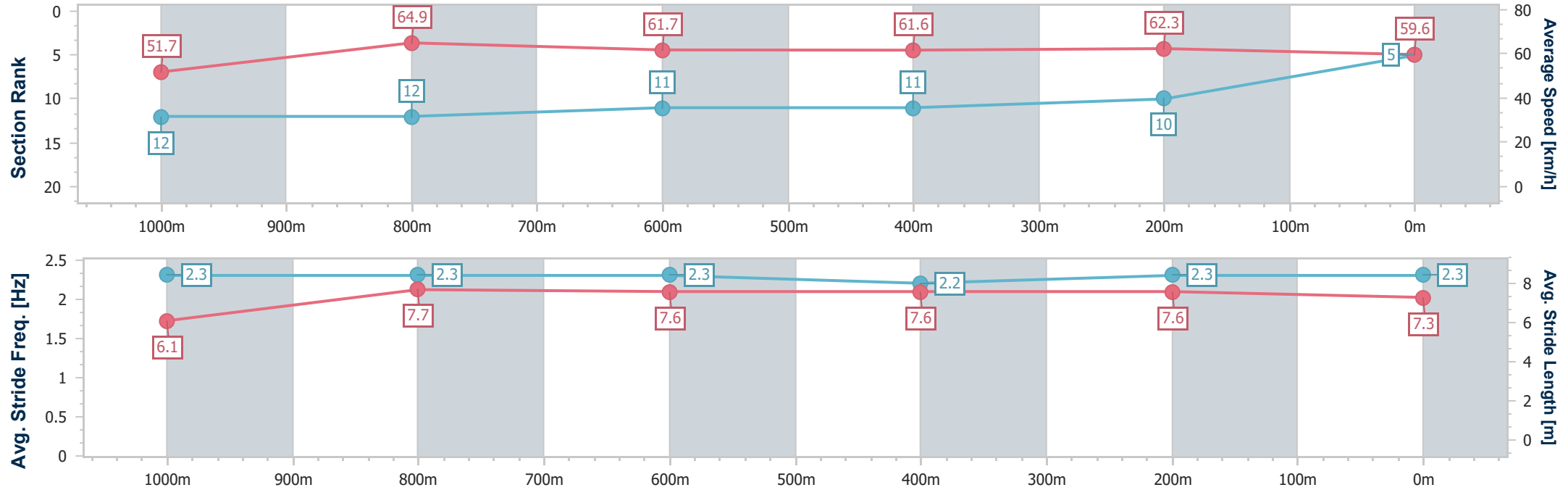


DoombenProfessional
Race 2: TEDDY BEARS PICNIC 2 AUGUST QTIS Two-Year-Old
Maiden Plate - 1200m
30 July 2025 - 12:35
Track Rating: Soft 5, Weather: Overcast, Rail Position: +10m Entire



BRISBANE
RACING CLUB

Section	Overall	1000m	800m	600m	400m	200m								
Section Times	1:11.98 [5] (0:13.97)	0:58.01 [12] (0:11.05)	0:46.96 [12] (0:11.65)	0:35.31 [11] (0:11.67)	0:23.64 [11] (0:11.56)	0:12.08 [10]								
Average Speed [km/h]	51.7	64.9	61.7	61.6	62.3	59.6								
Top Speed [km/h]	67.9	67.9	63.1	62.4	63.4	62.7								
Avg. Dist. to Rail [m]	4.9	0.8	0.3	0.3	0.7	0.7								
Avg. Stride Freq. [Hz]	2.3	2.3	2.3	2.2	2.3	2.3								
Avg. Stride Length [m]	6.1	7.7	7.6	7.6	7.6	7.3								





Horse/Jockey Name	Zarla
Final Rank	6
Fastest Section Time (Section)	0:10.93 (1000m)
Top Speed [km/h] (Section)	69.2 (Overall)
Race State	Finished

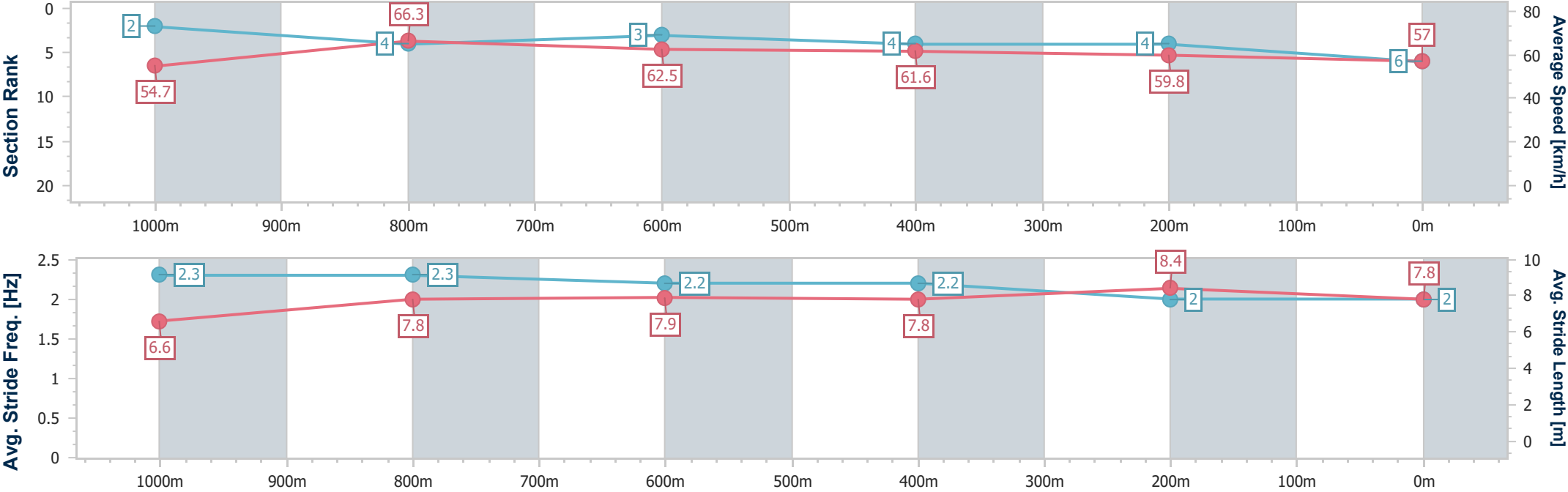


DoombenProfessional
Race 2: TEDDY BEARS PICNIC 2 AUGUST QTIS Two-Year-Old
Maiden Plate - 1200m
30 July 2025 - 12:35
Track Rating: Soft 5, Weather: Overcast, Rail Position: +10m Entire



BRISBANE
RACING CLUB

Section	Overall	1000m	800m	600m	400m	200m							
Section Times	1:12.03 [6] (0:13.19)	0:58.84 [2] (0:10.93)	0:47.91 [4] (0:11.57)	0:36.34 [3] (0:11.72)	0:24.62 [4] (0:11.99)	0:12.63 [4] (0:12.63)							
Average Speed [km/h]	54.7	66.3	62.5	61.6	59.8	57.0							
Top Speed [km/h]	69.2	68.3	64.5	62.0	60.7	59.1							
Avg. Dist. to Rail [m]	1.9	2.8	1.4	0.6	1.7	2.2							
Avg. Stride Freq. [Hz]	2.3	2.3	2.2	2.2	2.0	2.0							
Avg. Stride Length [m]	6.6	7.8	7.9	7.8	8.4	7.8							





Horse/Jockey Name	Ceretti
Final Rank	6
Fastest Section Time (Section)	0:10.81 (1000m)
Top Speed [km/h] (Section)	68.8 (Overall)
Race State	Finished

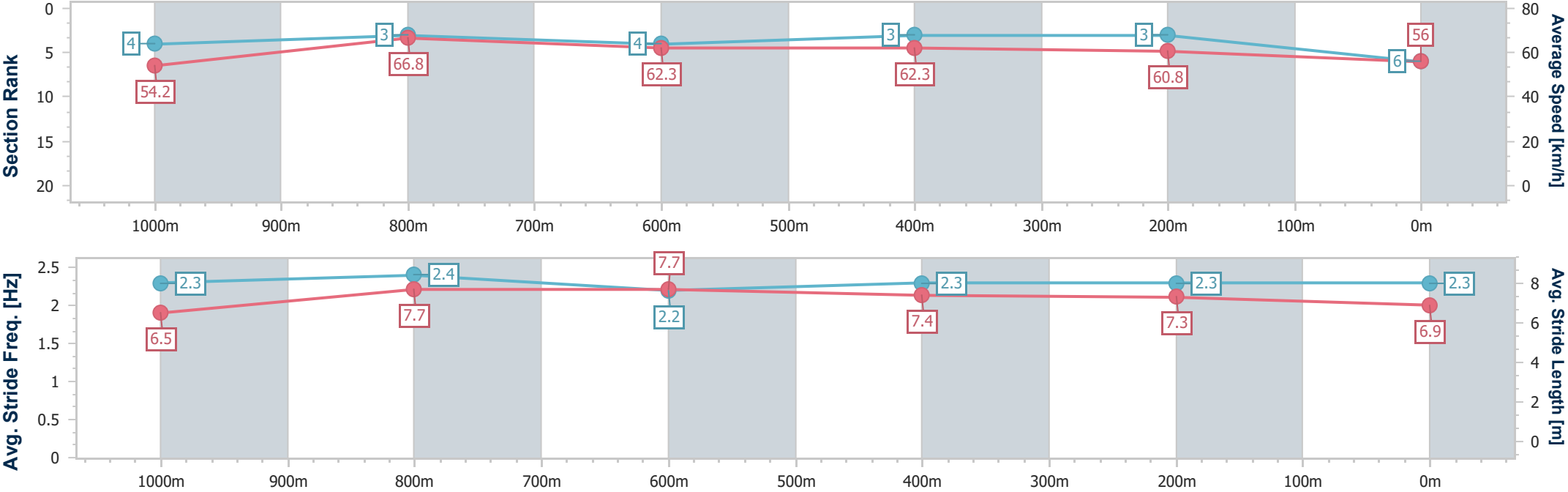


DoombenProfessional
Race 2: TEDDY BEARS PICNIC 2 AUGUST QTIS Two-Year-Old
Maiden Plate - 1200m
30 July 2025 - 12:35
Track Rating: Soft 5, Weather: Overcast, Rail Position: +10m Entire



BRISBANE
RACING CLUB

Section	Overall	1000m	800m	600m	400m	200m							
Section Times	1:12.03 [6] (0:13.31)	0:58.72 [4] (0:10.81)	0:47.91 [3] (0:11.65)	0:36.26 [4] (0:11.56)	0:24.70 [3] (0:11.85)	0:12.85 [3] (0:12.85)							
Average Speed [km/h]	54.2	66.8	62.3	62.3	60.8	56.0							
Top Speed [km/h]	68.8	68.6	65.0	62.7	62.9	58.5							
Avg. Dist. to Rail [m]	3.4	1.1	1.8	0.4	0.3	0.3							
Avg. Stride Freq. [Hz]	2.3	2.4	2.2	2.3	2.3	2.3							
Avg. Stride Length [m]	6.5	7.7	7.7	7.4	7.3	6.9							





Horse/Jockey Name	Lady Tangalooma
Final Rank	8
Fastest Section Time (Section)	0:10.92 (1000m)
Top Speed [km/h] (Section)	69.8 (1000m)
Race State	Finished

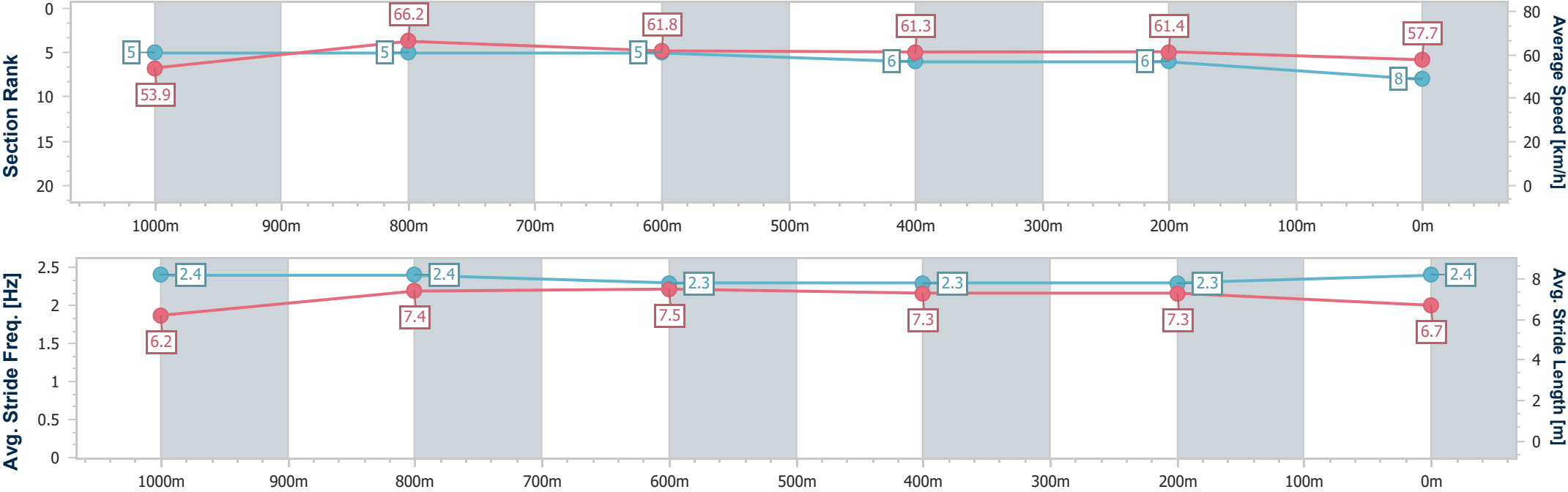


DoombenProfessional
Race 2: TEDDY BEARS PICNIC 2 AUGUST QTIS Two-Year-Old
Maiden Plate - 1200m
30 July 2025 - 12:35
Track Rating: Soft 5, Weather: Overcast, Rail Position: +10m Entire



BRISBANE
RACING CLUB

Section	Overall	1000m	800m	600m	400m	200m							
Section Times	1:12.06 [8] (0:13.35)	0:58.71 [5] (0:10.92)	0:47.79 [5] (0:11.78)	0:36.01 [5] (0:11.80)	0:24.21 [6] (0:11.75)	0:12.46 [6] (0:12.46)							
Average Speed [km/h]	53.9	66.2	61.8	61.3	61.4	57.7							
Top Speed [km/h]	68.0	69.8	63.5	62.3	63.6	61.2							
Avg. Dist. to Rail [m]	5.0	2.3	2.1	1.0	3.0	5.5							
Avg. Stride Freq. [Hz]	2.4	2.4	2.3	2.3	2.3	2.4							
Avg. Stride Length [m]	6.2	7.4	7.5	7.3	7.3	6.7							





Horse/Jockey Name	Melaten
Final Rank	9
Fastest Section Time (Section)	0:10.82 (1000m)
Top Speed [km/h] (Section)	70.4 (1000m)
Race State	Finished

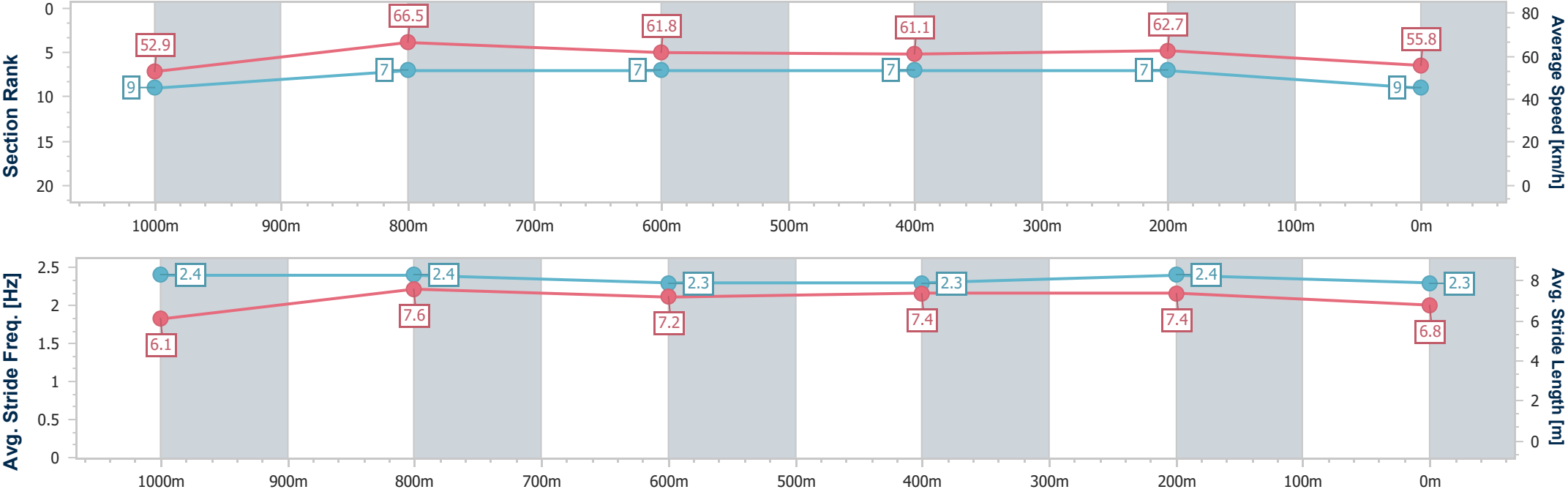


DoombenProfessional
Race 2: TEDDY BEARS PICNIC 2 AUGUST QTIS Two-Year-Old
Maiden Plate - 1200m
30 July 2025 - 12:35
Track Rating: Soft 5, Weather: Overcast, Rail Position: +10m Entire



BRISBANE
RACING CLUB

Section	Overall	1000m	800m	600m	400m	200m							
Section Times	1:12.52 [9] (0:13.64)	0:58.88 [9] (0:10.82)	0:48.06 [7] (0:11.70)	0:36.36 [7] (0:11.91)	0:24.45 [7] (0:11.54)	0:12.91 [7] (0:12.91)							
Average Speed [km/h]	52.9	66.5	61.8	61.1	62.7	55.8							
Top Speed [km/h]	69.2	70.4	63.3	62.3	65.1	61.6							
Avg. Dist. to Rail [m]	3.4	0.3	0.8	2.3	1.5	0.3							
Avg. Stride Freq. [Hz]	2.4	2.4	2.3	2.3	2.4	2.3							
Avg. Stride Length [m]	6.1	7.6	7.2	7.4	7.4	6.8							





Horse/Jockey Name	Exodas
Final Rank	10
Fastest Section Time (Section)	0:11.01 (1000m)
Top Speed [km/h] (Section)	69.0 (Overall)
Race State	Finished

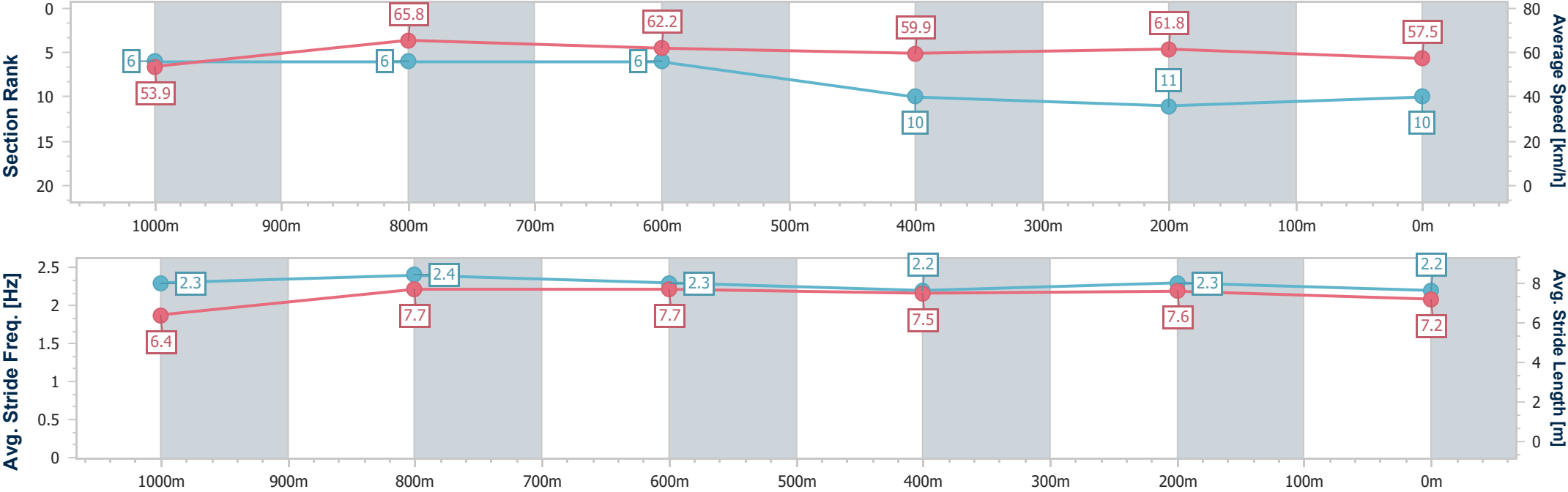


DoombenProfessional
Race 2: TEDDY BEARS PICNIC 2 AUGUST QTIS Two-Year-Old
Maiden Plate - 1200m
30 July 2025 - 12:35
Track Rating: Soft 5, Weather: Overcast, Rail Position: +10m Entire



BRISBANE
RACING CLUB

Section	Overall	1000m	800m	600m	400m	200m							
Section Times	1:12.56 [10] (0:13.38)	0:59.18 [6] (0:11.01)	0:48.17 [6] (0:11.75)	0:36.42 [6] (0:12.17)	0:24.25 [10] (0:11.73)	0:12.52 [11] (0:12.52)							
Average Speed [km/h]	53.9	65.8	62.2	59.9	61.8	57.5							
Top Speed [km/h]	69.0	68.9	65.0	61.6	62.8	59.9							
Avg. Dist. to Rail [m]	6.6	2.7	2.7	2.6	3.9	4.6							
Avg. Stride Freq. [Hz]	2.3	2.4	2.3	2.2	2.3	2.2							
Avg. Stride Length [m]	6.4	7.7	7.7	7.5	7.6	7.2							





Horse/Jockey Name	Reconciliate
Final Rank	11
Fastest Section Time (Section)	0:10.94 (1000m)
Top Speed [km/h] (Section)	69.1 (1000m)
Race State	Finished

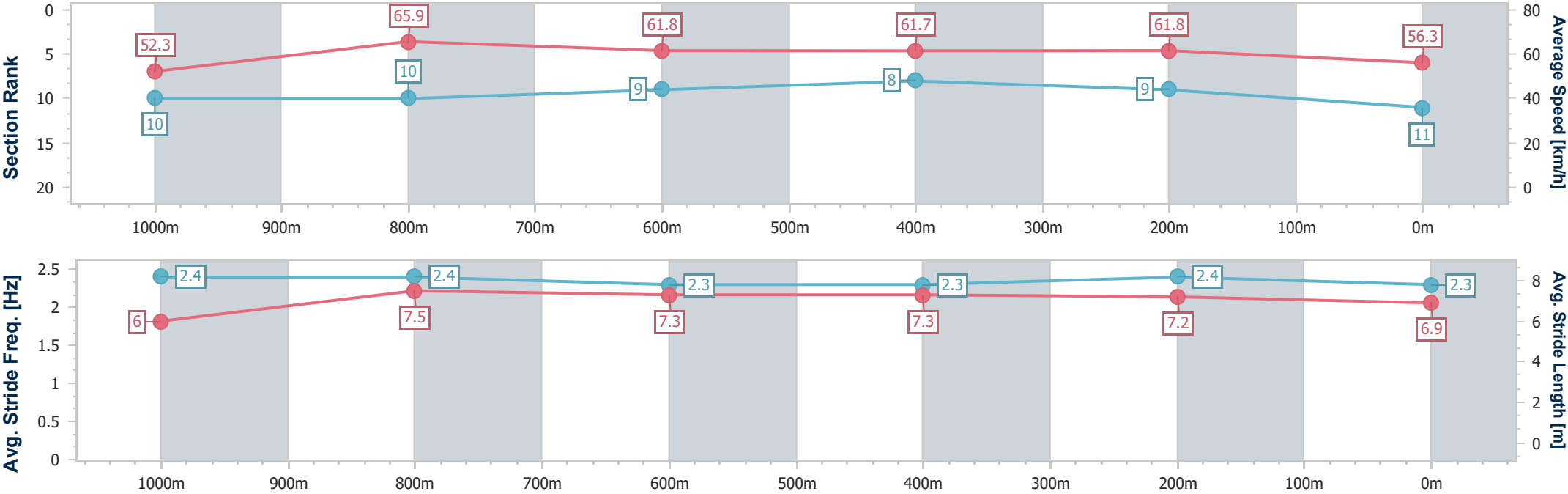


DoombenProfessional
Race 2: TEDDY BEARS PICNIC 2 AUGUST QTIS Two-Year-Old
Maiden Plate - 1200m
30 July 2025 - 12:35
Track Rating: Soft 5, Weather: Overcast, Rail Position: +10m Entire



BRISBANE
RACING CLUB

Section	Overall	1000m	800m	600m	400m	200m							
Section Times	1:12.61 [11] (0:13.81)	0:58.80 [10] (0:10.94)	0:47.86 [10] (0:11.73)	0:36.13 [9] (0:11.73)	0:24.40 [8] (0:11.61)	0:12.79 [9] (0:12.79)							
Average Speed [km/h]	52.3	65.9	61.8	61.7	61.8	56.3							
Top Speed [km/h]	68.4	69.1	64.4	61.8	63.6	59.8							
Avg. Dist. to Rail [m]	3.2	1.4	1.7	0.8	0.9	0.7							
Avg. Stride Freq. [Hz]	2.4	2.4	2.3	2.3	2.4	2.3							
Avg. Stride Length [m]	6.0	7.5	7.3	7.3	7.2	6.9							





Horse/Jockey Name	Little Miss Boom
Final Rank	12
Fastest Section Time (Section)	0:11.08 (1000m)
Top Speed [km/h] (Section)	67.8 (Overall)
Race State	Finished

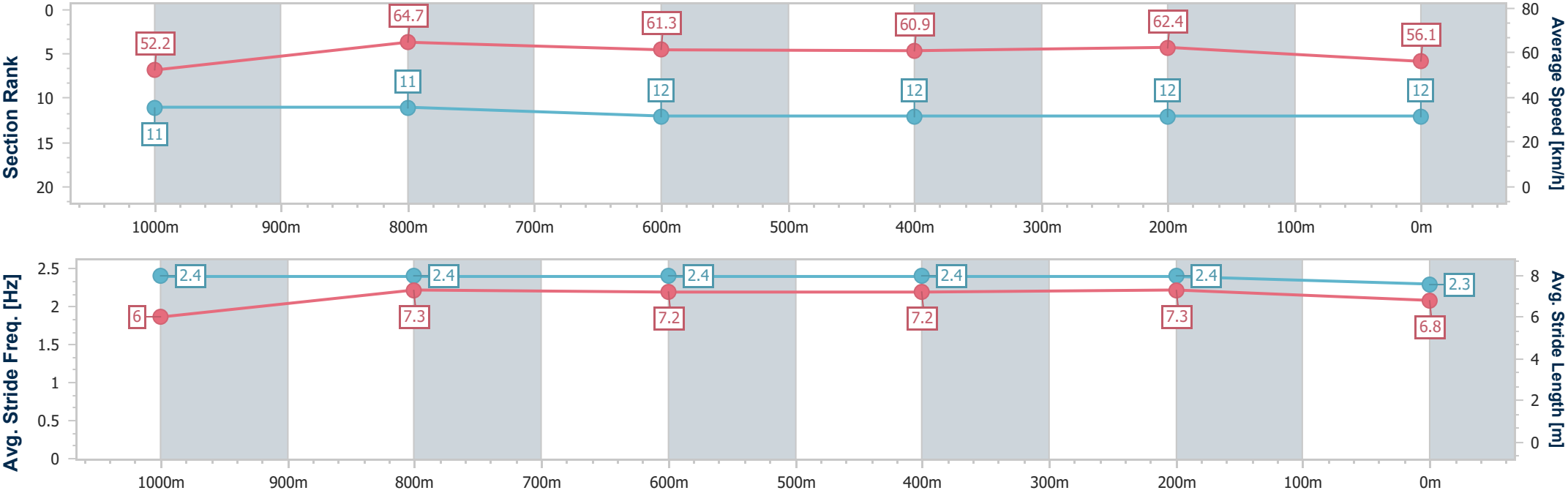


DoombenProfessional
Race 2: TEDDY BEARS PICNIC 2 AUGUST QTIS Two-Year-Old
Maiden Plate - 1200m
30 July 2025 - 12:35
Track Rating: Soft 5, Weather: Overcast, Rail Position: +10m Entire



BRISBANE
RACING CLUB

Section	Overall	1000m	800m	600m	400m	200m							
Section Times	1:12.94 [12] (0:13.82)	0:59.12 [11] (0:11.08)	0:48.04 [11] (0:11.78)	0:36.26 [12] (0:11.86)	0:24.40 [12] (0:11.56)	0:12.84 [12] (0:12.84)							
Average Speed [km/h]	52.2	64.7	61.3	60.9	62.4	56.1							
Top Speed [km/h]	67.8	67.5	63.9	63.5	63.8	62.4							
Avg. Dist. to Rail [m]	5.8	0.4	0.6	0.3	2.6	1.7							
Avg. Stride Freq. [Hz]	2.4	2.4	2.4	2.4	2.4	2.3							
Avg. Stride Length [m]	6.0	7.3	7.2	7.2	7.3	6.8							





DoombenProfessional
Race 3: SOUTHS SPORTS CLUB QTIS Three-Year-Old Maiden Plate - 1350m
30 July 2025 - 13:09



Track Rating: Soft 5, Weather: Overcast, Rail Position: +10m Entire

Section						Overall	1200m	1000m	800m	600m	400m	Last 600m	
Field Times						1:21.04 (0:11.09)	1:09.95 (0:10.90)	0:59.05 (0:11.52)	0:47.53 (0:11.94)	0:35.59 (0:11.73)	0:23.86 (0:11.71)	0:35.59	
Rank	TAB	Horse/Jockey	Barrier	Top Speed [km/h]	Fastest Section								Distance Travelled [m]
1	3	NOIRE EMPEROR	5	67.0	0:10.92	1:21.04 [1]	1:09.48 [7]	0:58.56 [7]	0:47.02 [6]	0:35.07 [6]	0:23.44 [6]	0:35.07	
		Luke Dempsey		1200m	1200m	(0:11.56)	(0:10.92)	(0:11.54)	(0:11.95)	(0:11.63)	(0:11.36)		
2	6	SLIPSAIN	7	67.2	0:10.90	1:21.43 [2]	1:09.58 [9]	0:58.68 [8]	0:47.19 [8]	0:35.20 [8]	0:23.53 [8]	0:35.20	-2
		Adin Thompson		1200m	1200m	(0:11.85)	(0:10.90)	(0:11.49)	(0:11.99)	(0:11.67)	(0:11.44)		
3	4	PRAISE YOU	2	66.8	0:10.95	1:21.71 [3]	1:10.48 [3]	0:59.53 [3]	0:47.98 [4]	0:36.01 [4]	0:24.32 [2]	0:36.01	+2
		Ryan Maloney		1200m	1200m	(0:11.23)	(0:10.95)	(0:11.55)	(0:11.97)	(0:11.69)	(0:11.60)		
4	11	SHANIDAR	10	66.8	0:11.04	1:21.78 [4]	1:09.78 [11]	0:58.74 [10]	0:47.38 [10]	0:35.41 [10]	0:23.61 [9]	0:35.41	-2
		Cejay Graham		1200m	1200m	(0:12.00)	(0:11.04)	(0:11.36)	(0:11.97)	(0:11.80)	(0:11.46)		
5	1	IMMINENT BOOM	1	67.4	0:10.89	1:21.80 [5]	1:10.68 [2]	0:59.79 [2]	0:48.29 [1]	0:36.35 [1]	0:24.62 [1]	0:36.35	-1
		Emily Lang		1200m	1200m	(0:11.12)	(0:10.89)	(0:11.50)	(0:11.94)	(0:11.73)	(0:11.71)		
6	13	TSZYUYA	11	66.8	0:10.90	1:21.83 [6]	1:10.74 [1]	0:59.84 [1]	0:48.31 [2]	0:36.28 [2]	0:24.35 [4]	0:36.28	+5
		Angela Jones		1200m	1200m	(0:11.09)	(0:10.90)	(0:11.53)	(0:12.03)	(0:11.93)	(0:11.73)		
7	5	RALOS STAR	3	67.5	0:10.96	1:22.03 [7]	1:10.58 [6]	0:59.62 [6]	0:47.99 [7]	0:35.92 [7]	0:24.15 [7]	0:35.92	+1
		Paul Hamblin		1200m	1200m	(0:11.45)	(0:10.96)	(0:11.63)	(0:12.07)	(0:11.77)	(0:11.47)		
8	12	SHEDRIVESABENTLEY	9	67.1	0:11.19	1:22.25 [8]	1:10.38 [10]	0:59.19 [11]	0:47.65 [11]	0:35.67 [11]	0:23.88 [11]	0:35.67	+3
		Georgina Cartwright		1200m	1200m	(0:11.87)	(0:11.19)	(0:11.54)	(0:11.98)	(0:11.79)	(0:11.46)		
9	2	IMPERIAL RED	4	67.0	0:10.92	1:22.50 [9]	1:11.20 [4]	1:00.28 [4]	0:48.74 [5]	0:36.79 [5]	0:24.93 [5]	0:36.79	+4
		Damien Thornton		1200m	1200m	(0:11.30)	(0:10.92)	(0:11.54)	(0:11.95)	(0:11.86)	(0:11.83)		
10	7	THE ADJUSTA	6	67.4	0:10.98	1:22.63 [10]	1:11.31 [5]	1:00.33 [5]	0:48.94 [3]	0:37.00 [3]	0:25.20 [3]	0:37.00	+5
		Tahlia Fenlon		1200m	1200m	(0:11.32)	(0:10.98)	(0:11.39)	(0:11.94)	(0:11.80)	(0:11.93)		

Scratched: Sans Egal (#10), Castelvetrano (#8), Parisienne Piper (#9)



DoombenProfessional
Race 3: SOUTHS SPORTS CLUB QTIS Three-Year-Old Maiden Plate - 1350m
30 July 2025 - 13:09



Track Rating: Soft 5, Weather: Overcast, Rail Position: +10m Entire

Section					Overall	1200m	1000m	800m	600m	400m	Last 600m		
Field Times					1:21.04 (0:11.09)	1:09.95 (0:10.90)	0:59.05 (0:11.52)	0:47.53 (0:11.94)	0:35.59 (0:11.73)	0:23.86 (0:11.71)	0:35.59		
Rank	TAB	Horse/Jockey	Barrier	Top Speed [km/h]	Fastest Section						Distance Travelled [m]		
11	14	HEROIC REBEL	8	66.8	0:10.96	1:22.81 [11]	1:10.98 [8]	1:00.02 [9]	0:48.51 [9]	0:36.47 [9]	0:24.61 [10]	0:36.47	+1
		Andrew Mallyon		1200m	1200m	(0:11.83)	(0:10.96)	(0:11.51)	(0:12.04)	(0:11.86)	(0:11.44)		
12	15	KISS THE COSMOS	12	66.6	0:11.21	1:23.62 [12]	1:11.48 [12]	1:00.27 [12]	0:48.84 [12]	0:36.82 [12]	0:25.24 [12]	0:36.82	+4
		Kyle Wilson-Taylor		1200m	1200m	(0:12.14)	(0:11.21)	(0:11.43)	(0:12.02)	(0:11.58)	(0:11.77)		

Scratched: Sans Egal (#10), Castelvetrano (#8), Parisienne Piper (#9)



DoombenProfessional
Race 3: SOUTHS SPORTS CLUB QTIS Three-Year-Old Maiden Plate - 1350m
30 July 2025 - 13:09



Track Rating: Soft 5, Weather: Overcast, Rail Position: +10m Entire

Section		200m					Last 600m		
Field Times		0:12.15 (0:12.15)					0:35.59		
Rank	TAB	Horse/Jockey	Barrier	Top Speed [km/h]	Fastest Section	Margin		Distance Travelled [m]	
1	3	NOIRE EMPEROR	5	67.0	0:10.92	0:12.08 [2]	1:21.04	0:35.07	
		Luke Dempsey		1200m	1200m	(0:12.08)			
2	6	SLIPSAIN	7	67.2	0:10.90	0:12.09 [5]	2.32L	0:35.20 -2	
		Adin Thompson		1200m	1200m	(0:12.09)			
3	4	PRAISE YOU	2	66.8	0:10.95	0:12.72 [3]	3.95L	0:36.01 +2	
		Ryan Maloney		1200m	1200m	(0:12.72)			
4	11	SHANIDAR	10	66.8	0:11.04	0:12.15 [9]	4.36L	0:35.41 -2	
		Cejay Graham		1200m	1200m	(0:12.15)			
5	1	IMMINENT BOOM	1	67.4	0:10.89	0:12.91 [1]	4.5L	0:36.35 -1	
		Emily Lang		1200m	1200m	(0:12.91)			
6	13	TSZYUYA	11	66.8	0:10.90	0:12.62 [4]	4.67L	0:36.28 +5	
		Angela Jones		1200m	1200m	(0:12.62)			
7	5	RALOS STAR	3	67.5	0:10.96	0:12.68 [6]	5.84L	0:35.92 +1	
		Paul Hamblin		1200m	1200m	(0:12.68)			
8	12	SHEDRIVESABENTLEY	9	67.1	0:11.19	0:12.42 [11]	7.16L	0:35.67 +3	
		Georgina Cartwright		1200m	1200m	(0:12.42)			
9	2	IMPERIAL RED	4	67.0	0:10.92	0:13.10 [8]	8.63L	0:36.79 +4	
		Damien Thornton		1200m	1200m	(0:13.10)			
10	7	THE ADJUSTA	6	67.4	0:10.98	0:13.27 [7]	9.38L	0:37.00 +5	
		Tahlia Fenlon		1200m	1200m	(0:13.27)			

Scratched: Sans Egal (#10), Castelvetrano (#8), Parisienne Piper (#9)



DoombenProfessional
Race 3: SOUTHS SPORTS CLUB QTIS Three-Year-Old Maiden Plate -
1350m
30 July 2025 - 13:09



Track Rating: Soft 5, Weather: Overcast, Rail Position: +10m Entire

Section						200m		Last 600m	
Field Times						0:12.15 (0:12.15)		0:35.59	
Rank	TAB	Horse/Jockey	Barrier	Top Speed [km/h]	Fastest Section	Margin		Distance Travelled [m]	
11	14	HEROIC REBEL	8	66.8	0:10.96	0:13.17 [10]	10.44L	0:36.47	+1
		Andrew Mallyon		1200m	1200m	(0:13.17)			
12	15	KISS THE COSMOS	12	66.6	0:11.21	0:13.47 [12]	15.18L	0:36.82	+4
		Kyle Wilson-Taylor		1200m	1200m	(0:13.47)			

Scratched: Sans Egal (#10), Castelvetrano (#8), Parisienne Piper (#9)



Horse/Jockey Name	Noire Emperor
Final Rank	1
Fastest Section Time (Section)	0:10.92 (1200m)
Top Speed [km/h] (Section)	67.0 (1200m)
Race State	Finished

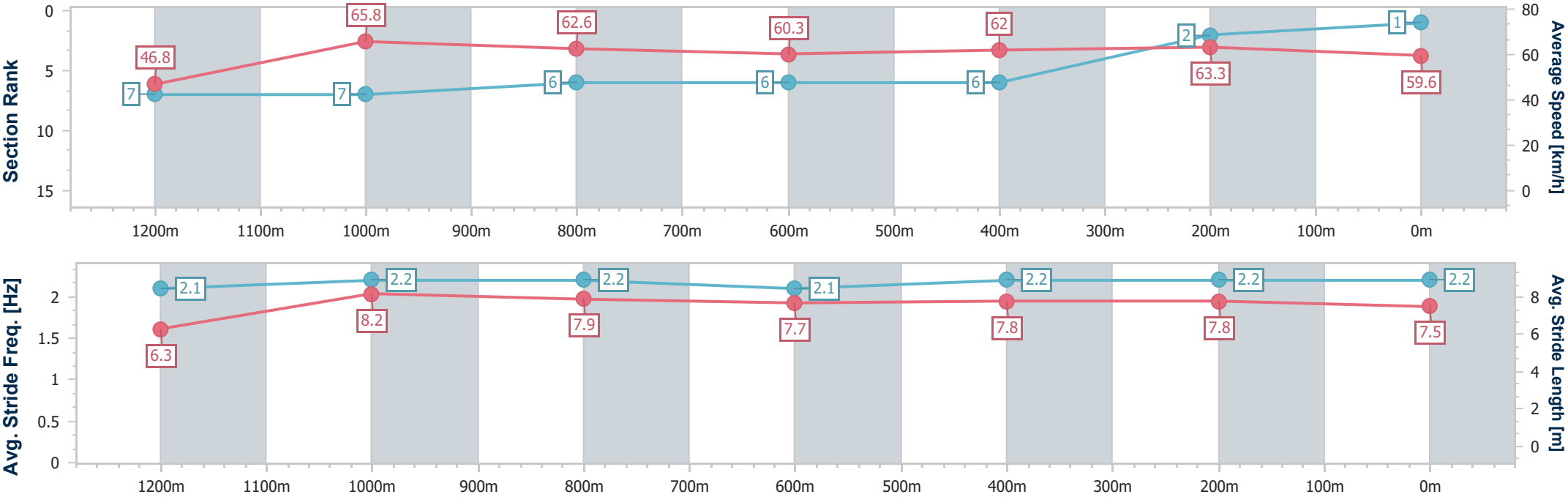


DoombenProfessional
Race 3: SOUTHS SPORTS CLUB QTIS Three-Year-Old Maiden
Plate - 1350m
30 July 2025 - 13:09
Track Rating: Soft 5, Weather: Overcast, Rail Position: +10m Entire



BRISBANE
RACING CLUB

Section	Overall	1200m	1000m	800m	600m	400m	200m						
Section Times	1:21.04 [1] (0:11.56)	1:09.48 [7] (0:10.92)	0:58.56 [7] (0:11.54)	0:47.02 [6] (0:11.95)	0:35.07 [6] (0:11.63)	0:23.44 [6] (0:11.36)	0:12.08 [2] (0:12.08)						
Average Speed [km/h]	46.8	65.8	62.6	60.3	62.0	63.3	59.6						
Top Speed [km/h]	64.7	67.0	64.1	61.2	63.5	64.2	62.8						
Avg. Dist. to Rail [m]	5.5	0.7	0.8	0.4	0.3	0.9	2.0						
Avg. Stride Freq. [Hz]	2.1	2.2	2.2	2.1	2.2	2.2	2.2						
Avg. Stride Length [m]	6.3	8.2	7.9	7.7	7.8	7.8	7.5						





Horse/Jockey Name	Slipsain
Final Rank	2
Fastest Section Time (Section)	0:10.90 (1200m)
Top Speed [km/h] (Section)	67.2 (1200m)
Race State	Finished

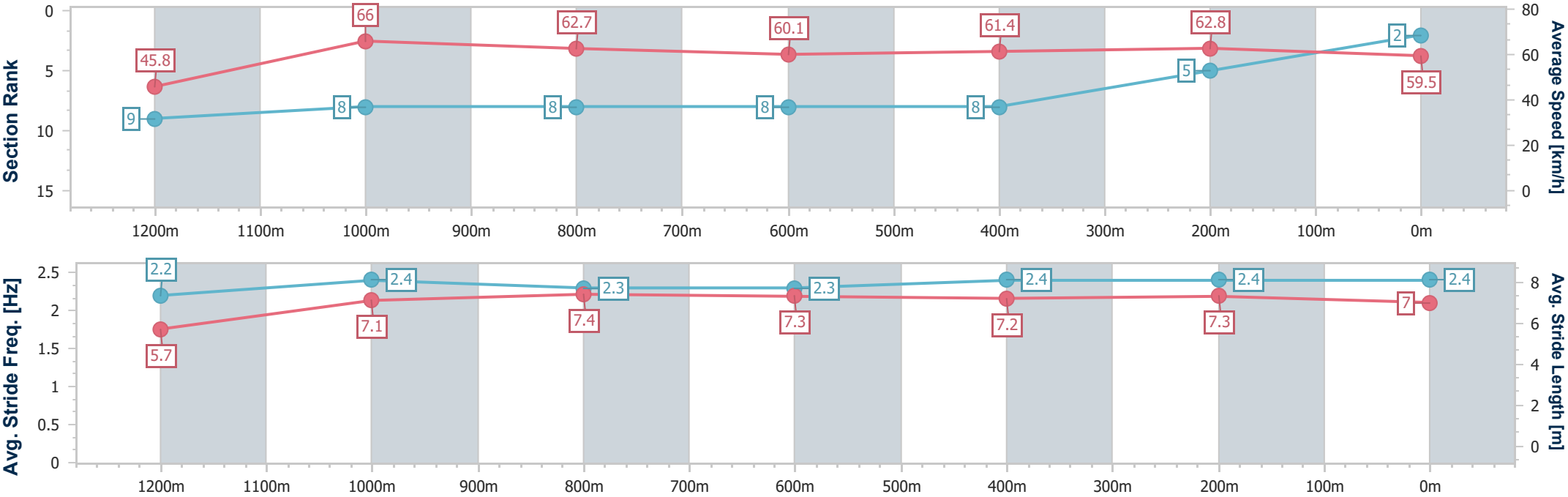


DoombenProfessional
Race 3: SOUTHS SPORTS CLUB QTIS Three-Year-Old Maiden
Plate - 1350m
30 July 2025 - 13:09
Track Rating: Soft 5, Weather: Overcast, Rail Position: +10m Entire



BRISBANE
RACING CLUB

Section	Overall	1200m	1000m	800m	600m	400m	200m						
Section Times	1:21.43 [2] (0:11.85)	1:09.58 [9] (0:10.90)	0:58.68 [8] (0:11.49)	0:47.19 [8] (0:11.99)	0:35.20 [8] (0:11.67)	0:23.53 [8] (0:11.44)	0:12.09 [5] (0:12.09)						
Average Speed [km/h]	45.8	66.0	62.7	60.1	61.4	62.8	59.5						
Top Speed [km/h]	64.5	67.2	65.2	62.0	63.2	64.3	62.0						
Avg. Dist. to Rail [m]	6.0	0.2	0.5	0.2	0.7	1.0	1.1						
Avg. Stride Freq. [Hz]	2.2	2.4	2.3	2.3	2.4	2.4	2.4						
Avg. Stride Length [m]	5.7	7.1	7.4	7.3	7.2	7.3	7.0						





Horse/Jockey Name	Praise You
Final Rank	3
Fastest Section Time (Section)	0:10.95 (1200m)
Top Speed [km/h] (Section)	66.8 (1200m)
Race State	Finished

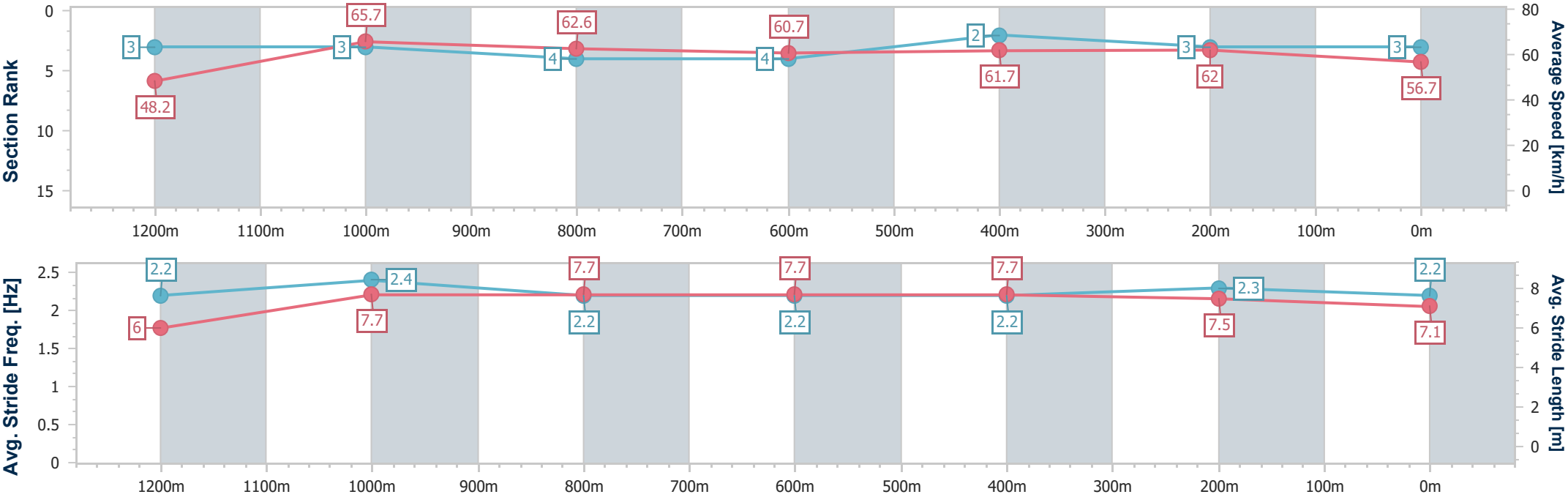


DoombenProfessional
Race 3: SOUTHS SPORTS CLUB QTIS Three-Year-Old Maiden
Plate - 1350m
30 July 2025 - 13:09
Track Rating: Soft 5, Weather: Overcast, Rail Position: +10m Entire



BRISBANE
RACING CLUB

Section	Overall	1200m	1000m	800m	600m	400m	200m						
Section Times	1:21.71 [3] (0:11.23)	1:10.48 [3] (0:10.95)	0:59.53 [3] (0:11.55)	0:47.98 [4] (0:11.97)	0:36.01 [4] (0:11.69)	0:24.32 [2] (0:11.60)	0:12.72 [3] (0:12.72)						
Average Speed [km/h]	48.2	65.7	62.6	60.7	61.7	62.0	56.7						
Top Speed [km/h]	64.7	66.8	65.2	61.3	62.7	63.0	60.0						
Avg. Dist. to Rail [m]	3.6	0.9	1.2	1.6	0.4	0.5	0.5						
Avg. Stride Freq. [Hz]	2.2	2.4	2.2	2.2	2.2	2.3	2.2						
Avg. Stride Length [m]	6.0	7.7	7.7	7.7	7.7	7.5	7.1						





Horse/Jockey Name	Shanidar
Final Rank	4
Fastest Section Time (Section)	0:11.04 (1200m)
Top Speed [km/h] (Section)	66.8 (1200m)
Race State	Finished

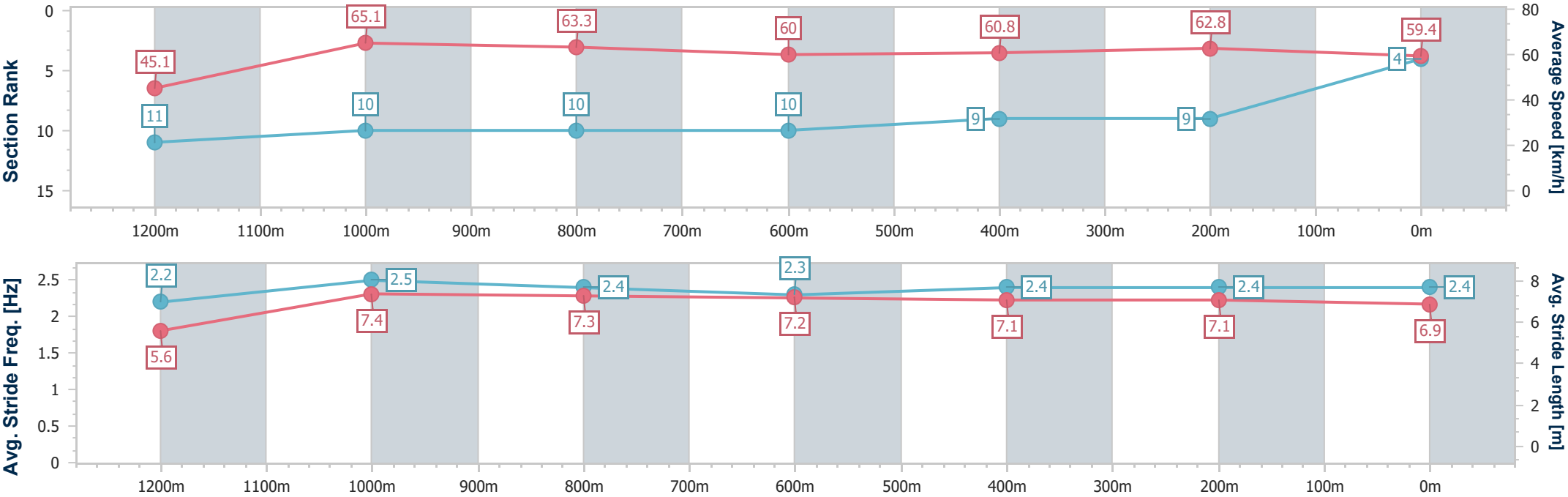


DoombenProfessional
Race 3: SOUTHS SPORTS CLUB QTIS Three-Year-Old Maiden
Plate - 1350m
30 July 2025 - 13:09
Track Rating: Soft 5, Weather: Overcast, Rail Position: +10m Entire



BRISBANE
RACING CLUB

Section	Overall	1200m	1000m	800m	600m	400m	200m						
Section Times	1:21.78 [4] (0:12.00)	1:09.78 [11] (0:11.04)	0:58.74 [10] (0:11.36)	0:47.38 [10] (0:11.97)	0:35.41 [10] (0:11.80)	0:23.61 [9] (0:11.46)	0:12.15 [9] (0:12.15)						
Average Speed [km/h]	45.1	65.1	63.3	60.0	60.8	62.8	59.4						
Top Speed [km/h]	62.2	66.8	65.6	61.6	61.5	63.7	62.7						
Avg. Dist. to Rail [m]	8.9	1.1	1.4	0.4	0.4	1.0	3.4						
Avg. Stride Freq. [Hz]	2.2	2.5	2.4	2.3	2.4	2.4	2.4						
Avg. Stride Length [m]	5.6	7.4	7.3	7.2	7.1	7.1	6.9						





Horse/Jockey Name	Imminent Boom
Final Rank	5
Fastest Section Time (Section)	0:10.89 (1200m)
Top Speed [km/h] (Section)	67.4 (1200m)
Race State	Finished

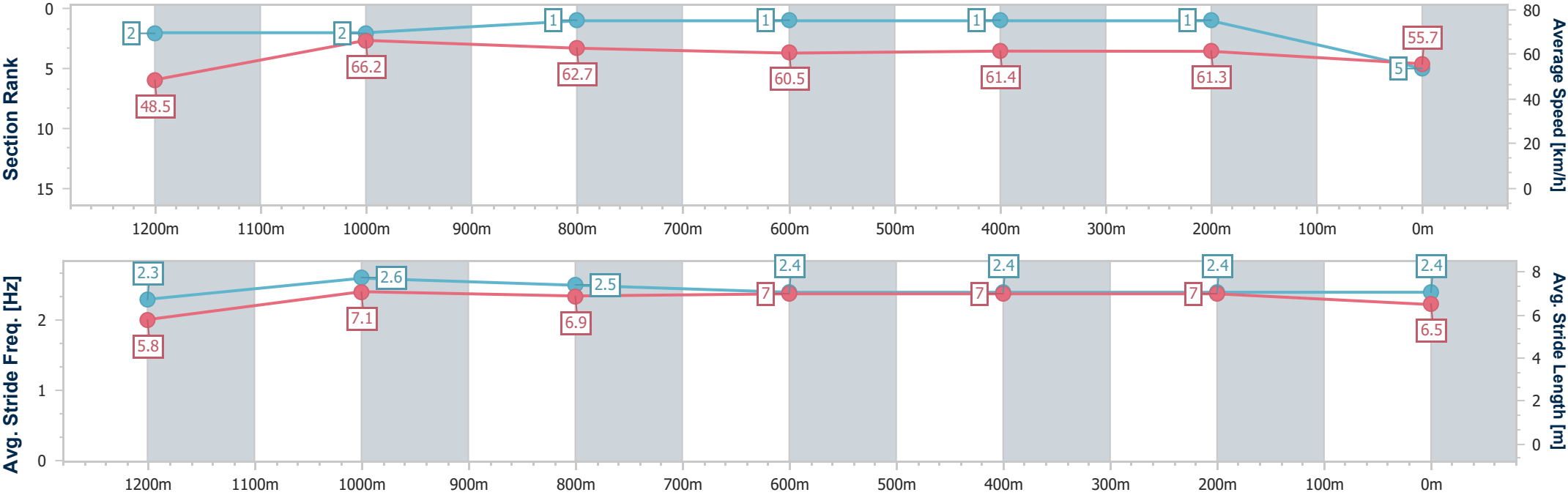


DoombenProfessional
Race 3: SOUTHS SPORTS CLUB QTIS Three-Year-Old Maiden
Plate - 1350m
30 July 2025 - 13:09
Track Rating: Soft 5, Weather: Overcast, Rail Position: +10m Entire



BRISBANE
RACING CLUB

Section	Overall	1200m	1000m	800m	600m	400m	200m						
Section Times	1:21.80 [5] (0:11.12)	1:10.68 [2] (0:10.89)	0:59.79 [2] (0:11.50)	0:48.29 [1] (0:11.94)	0:36.35 [1] (0:11.73)	0:24.62 [1] (0:11.71)	0:12.91 [1] (0:12.91)						
Average Speed [km/h]	48.5	66.2	62.7	60.5	61.4	61.3	55.7						
Top Speed [km/h]	65.6	67.4	66.2	61.7	62.4	62.3	59.7						
Avg. Dist. to Rail [m]	2.4	1.1	0.5	0.7	0.7	1.0	0.4						
Avg. Stride Freq. [Hz]	2.3	2.6	2.5	2.4	2.4	2.4	2.4						
Avg. Stride Length [m]	5.8	7.1	6.9	7.0	7.0	7.0	6.5						





Horse/Jockey Name	Tszyuya
Final Rank	6
Fastest Section Time (Section)	0:10.90 (1200m)
Top Speed [km/h] (Section)	66.8 (1200m)
Race State	Finished

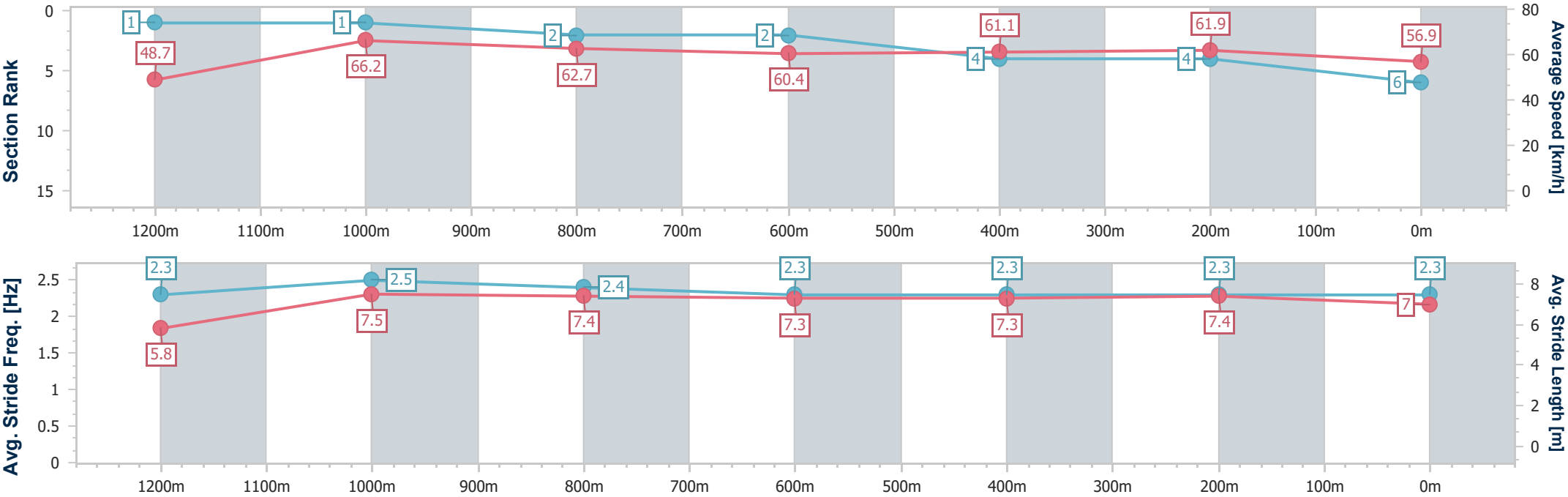


DoombenProfessional
Race 3: SOUTHS SPORTS CLUB QTIS Three-Year-Old Maiden
Plate - 1350m
30 July 2025 - 13:09
Track Rating: Soft 5, Weather: Overcast, Rail Position: +10m Entire



BRISBANE
RACING CLUB

Section	Overall	1200m	1000m	800m	600m	400m	200m						
Section Times	1:21.83 [6] (0:11.09)	1:10.74 [1] (0:10.90)	0:59.84 [1] (0:11.53)	0:48.31 [2] (0:12.03)	0:36.28 [2] (0:11.93)	0:24.35 [4] (0:11.73)	0:12.62 [4] (0:12.62)						
Average Speed [km/h]	48.7	66.2	62.7	60.4	61.1	61.9	56.9						
Top Speed [km/h]	64.8	66.8	66.7	61.3	62.1	62.7	59.4						
Avg. Dist. to Rail [m]	10.4	2.8	1.0	2.0	2.1	3.0	4.1						
Avg. Stride Freq. [Hz]	2.3	2.5	2.4	2.3	2.3	2.3	2.3						
Avg. Stride Length [m]	5.8	7.5	7.4	7.3	7.3	7.4	7.0						





Horse/Jockey Name	Ralos Star
Final Rank	7
Fastest Section Time (Section)	0:10.96 (1200m)
Top Speed [km/h] (Section)	67.5 (1200m)
Race State	Finished

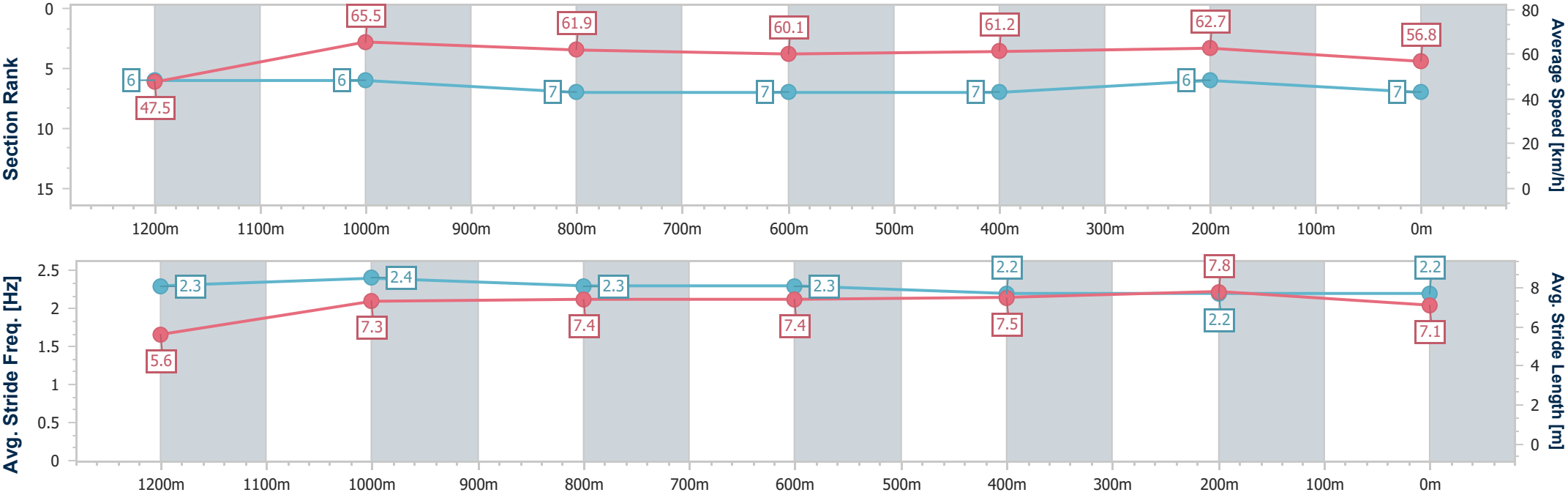


DoombenProfessional
Race 3: SOUTHS SPORTS CLUB QTIS Three-Year-Old Maiden
Plate - 1350m
30 July 2025 - 13:09
Track Rating: Soft 5, Weather: Overcast, Rail Position: +10m Entire



BRISBANE
RACING CLUB

Section	Overall	1200m	1000m	800m	600m	400m	200m						
Section Times	1:22.03 [7] (0:11.45)	1:10.58 [6] (0:10.96)	0:59.62 [6] (0:11.63)	0:47.99 [7] (0:12.07)	0:35.92 [7] (0:11.77)	0:24.15 [7] (0:11.47)	0:12.68 [6] (0:12.68)						
Average Speed [km/h]	47.5	65.5	61.9	60.1	61.2	62.7	56.8						
Top Speed [km/h]	64.9	67.5	64.3	60.8	64.9	64.1	60.7						
Avg. Dist. to Rail [m]	4.4	1.6	1.3	0.9	0.5	1.6	4.7						
Avg. Stride Freq. [Hz]	2.3	2.4	2.3	2.3	2.2	2.2	2.2						
Avg. Stride Length [m]	5.6	7.3	7.4	7.4	7.5	7.8	7.1						





Horse/Jockey Name	Shedrivesabentley
Final Rank	8
Fastest Section Time (Section)	0:11.19 (1200m)
Top Speed [km/h] (Section)	67.1 (1200m)
Race State	Finished

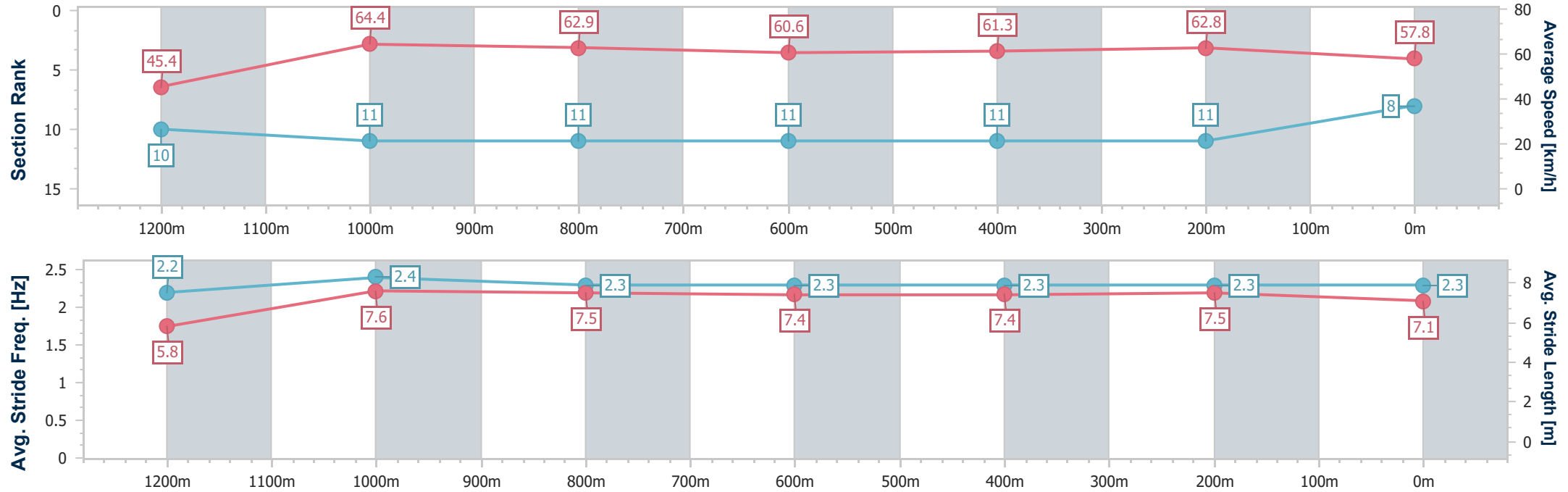


DoombenProfessional
Race 3: SOUTHS SPORTS CLUB QTIS Three-Year-Old Maiden
Plate - 1350m
30 July 2025 - 13:09
Track Rating: Soft 5, Weather: Overcast, Rail Position: +10m Entire



BRISBANE
RACING CLUB

Section	Overall	1200m	1000m	800m	600m	400m	200m						
Section Times	1:22.25 [8] (0:11.87)	1:10.38 [10] (0:11.19)	0:59.19 [11] (0:11.54)	0:47.65 [11] (0:11.98)	0:35.67 [11] (0:11.79)	0:23.88 [11] (0:11.46)	0:12.42 [11] (0:12.42)						
Average Speed [km/h]	45.4	64.4	62.9	60.6	61.3	62.8	57.8						
Top Speed [km/h]	60.0	67.1	66.9	62.3	64.0	64.2	60.1						
Avg. Dist. to Rail [m]	8.5	1.9	2.1	1.6	0.9	2.0	2.9						
Avg. Stride Freq. [Hz]	2.2	2.4	2.3	2.3	2.3	2.3	2.3						
Avg. Stride Length [m]	5.8	7.6	7.5	7.4	7.4	7.5	7.1						





Horse/Jockey Name	Imperial Red
Final Rank	9
Fastest Section Time (Section)	0:10.92 (1200m)
Top Speed [km/h] (Section)	67.0 (1200m)
Race State	Finished

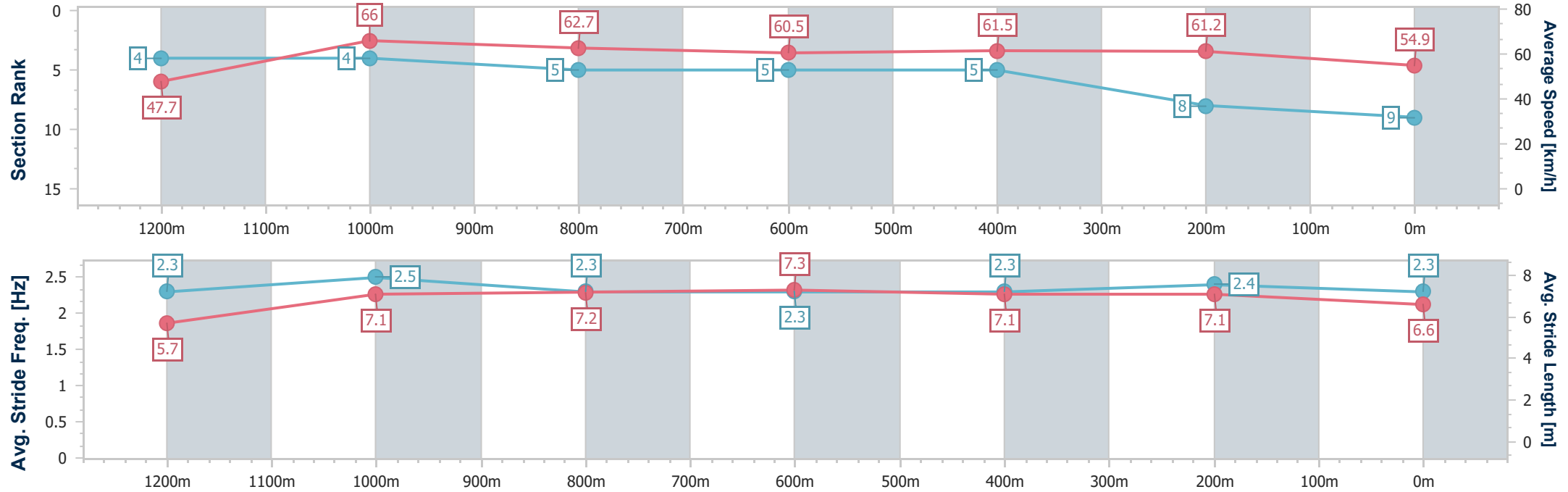


DoombenProfessional
Race 3: SOUTHS SPORTS CLUB QTIS Three-Year-Old Maiden
Plate - 1350m
30 July 2025 - 13:09
Track Rating: Soft 5, Weather: Overcast, Rail Position: +10m Entire



BRISBANE
RACING CLUB

Section	Overall	1200m	1000m	800m	600m	400m	200m						
Section Times	1:22.50 [9] (0:11.30)	1:11.20 [4] (0:10.92)	1:00.28 [4] (0:11.54)	0:48.74 [5] (0:11.95)	0:36.79 [5] (0:11.86)	0:24.93 [5] (0:11.83)	0:13.10 [8] (0:13.10)						
Average Speed [km/h]	47.7	66.0	62.7	60.5	61.5	61.2	54.9						
Top Speed [km/h]	65.7	67.0	64.8	61.0	62.4	62.9	58.1						
Avg. Dist. to Rail [m]	5.5	2.1	1.3	1.2	1.7	5.8	7.2						
Avg. Stride Freq. [Hz]	2.3	2.5	2.3	2.3	2.3	2.4	2.3						
Avg. Stride Length [m]	5.7	7.1	7.2	7.3	7.1	7.1	6.6						





Horse/Jockey Name	The Adjusta
Final Rank	10
Fastest Section Time (Section)	0:10.98 (1200m)
Top Speed [km/h] (Section)	67.4 (1200m)
Race State	Finished

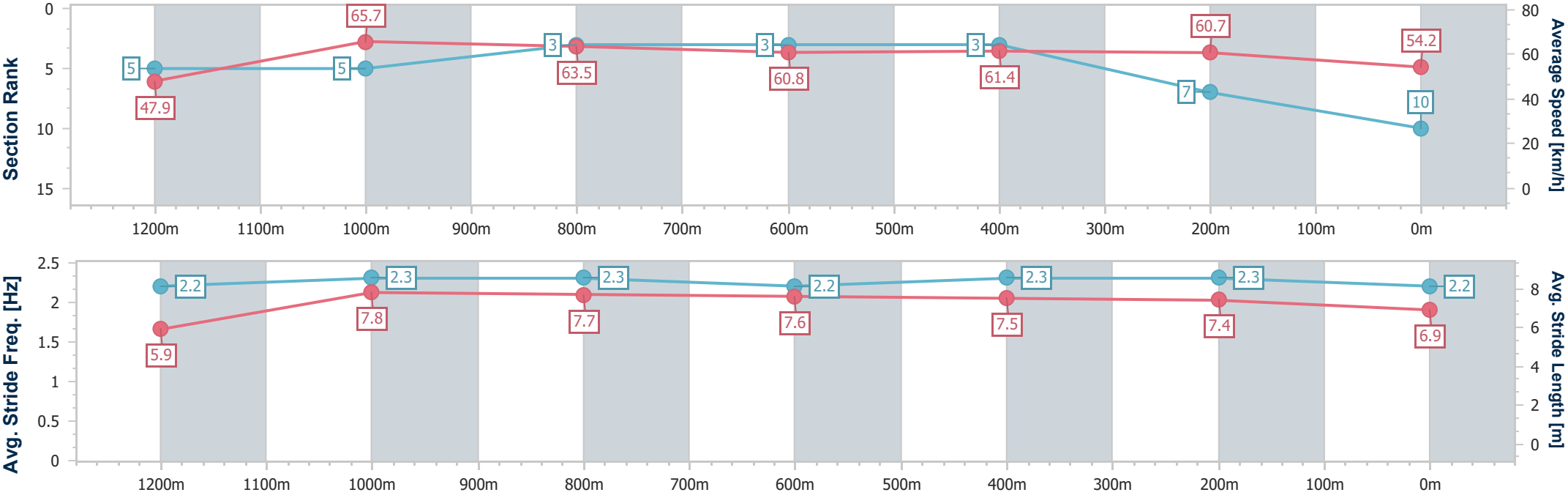


DoombenProfessional
Race 3: SOUTHS SPORTS CLUB QTIS Three-Year-Old Maiden
Plate - 1350m
30 July 2025 - 13:09
Track Rating: Soft 5, Weather: Overcast, Rail Position: +10m Entire



BRISBANE
RACING CLUB

Section	Overall	1200m	1000m	800m	600m	400m	200m						
Section Times	1:22.63 [10] (0:11.32)	1:11.31 [5] (0:10.98)	1:00.33 [5] (0:11.39)	0:48.94 [3] (0:11.94)	0:37.00 [3] (0:11.80)	0:25.20 [3] (0:11.93)	0:13.27 [7] (0:13.27)						
Average Speed [km/h]	47.9	65.7	63.5	60.8	61.4	60.7	54.2						
Top Speed [km/h]	62.4	67.4	65.9	61.2	62.4	61.8	57.7						
Avg. Dist. to Rail [m]	7.4	3.6	2.7	1.5	1.2	2.9	5.4						
Avg. Stride Freq. [Hz]	2.2	2.3	2.3	2.2	2.3	2.3	2.2						
Avg. Stride Length [m]	5.9	7.8	7.7	7.6	7.5	7.4	6.9						





Horse/Jockey Name	Heroic Rebel
Final Rank	11
Fastest Section Time (Section)	0:10.96 (1200m)
Top Speed [km/h] (Section)	66.8 (1200m)
Race State	Finished

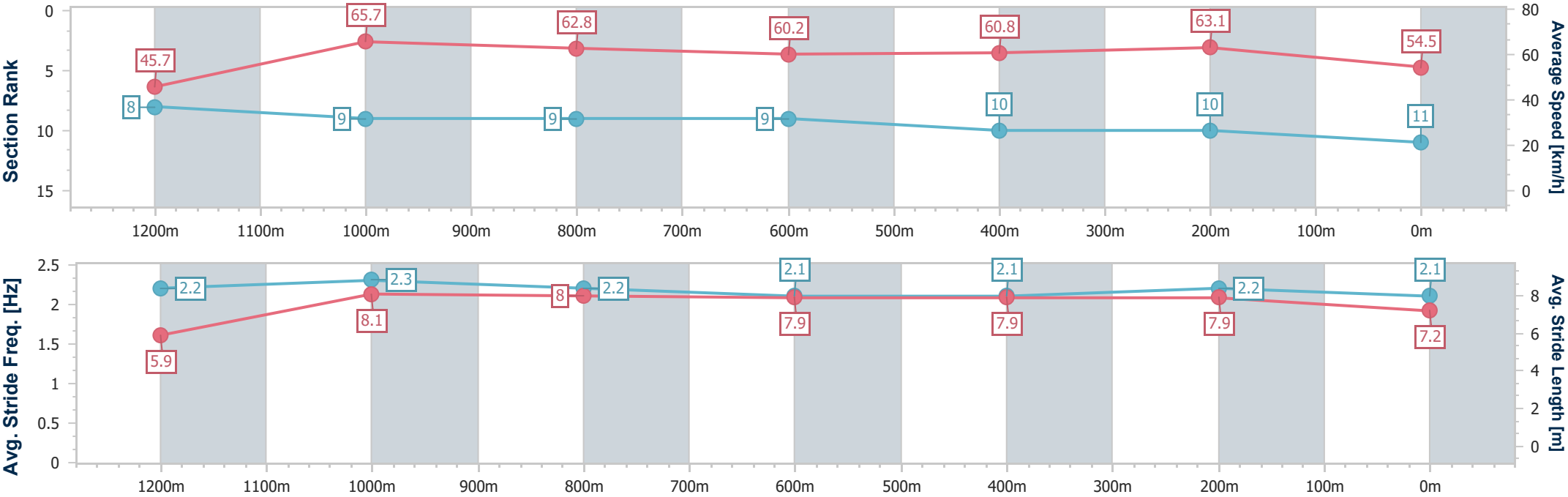


DoombenProfessional
Race 3: SOUTHS SPORTS CLUB QTIS Three-Year-Old Maiden
Plate - 1350m
30 July 2025 - 13:09
Track Rating: Soft 5, Weather: Overcast, Rail Position: +10m Entire



BRISBANE
RACING CLUB

Section	Overall	1200m	1000m	800m	600m	400m	200m						
Section Times	1:22.81 [11] (0:11.83)	1:10.98 [8] (0:10.96)	1:00.02 [9] (0:11.51)	0:48.51 [9] (0:12.04)	0:36.47 [9] (0:11.86)	0:24.61 [10] (0:11.44)	0:13.17 [10] (0:13.17)						
Average Speed [km/h]	45.7	65.7	62.8	60.2	60.8	63.1	54.5						
Top Speed [km/h]	63.3	66.8	65.4	61.5	62.6	64.5	60.4						
Avg. Dist. to Rail [m]	7.5	1.7	1.7	0.8	0.3	2.5	6.8						
Avg. Stride Freq. [Hz]	2.2	2.3	2.2	2.1	2.1	2.2	2.1						
Avg. Stride Length [m]	5.9	8.1	8.0	7.9	7.9	7.9	7.2						





Horse/Jockey Name	Kiss The Cosmos
Final Rank	12
Fastest Section Time (Section)	0:11.21 (1200m)
Top Speed [km/h] (Section)	66.6 (1200m)
Race State	Finished

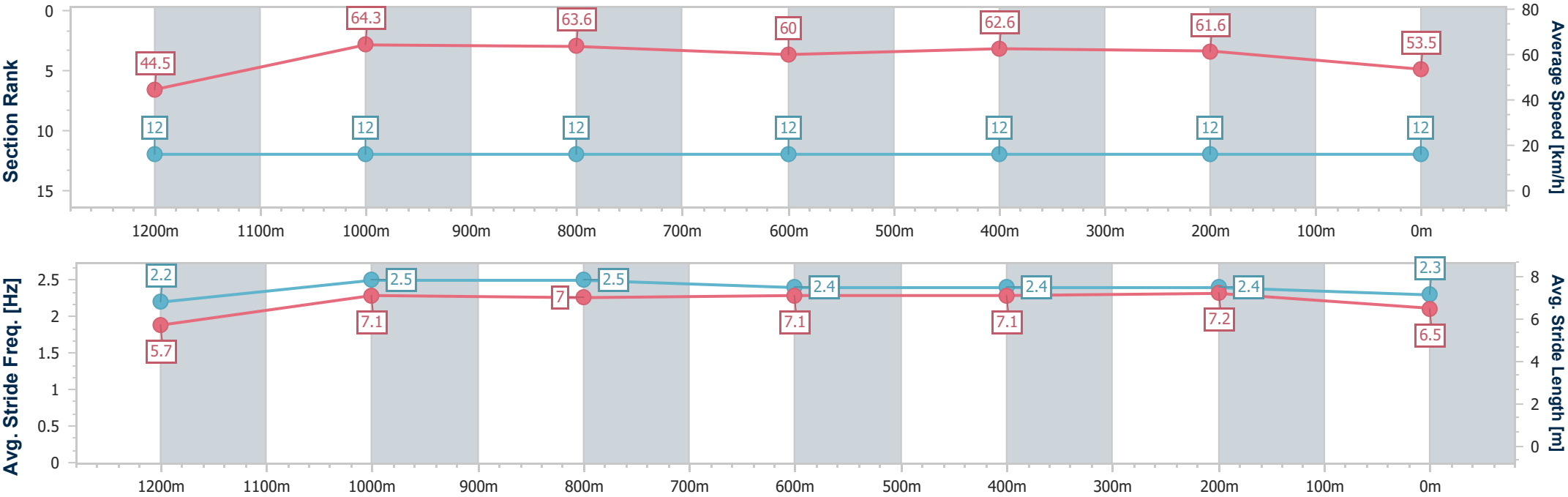


DoombenProfessional
Race 3: SOUTHS SPORTS CLUB QTIS Three-Year-Old Maiden
Plate - 1350m
30 July 2025 - 13:09
Track Rating: Soft 5, Weather: Overcast, Rail Position: +10m Entire



BRISBANE
RACING CLUB

Section	Overall	1200m	1000m	800m	600m	400m	200m						
Section Times	1:23.62 [12] (0:12.14)	1:11.48 [12] (0:11.21)	1:00.27 [12] (0:11.43)	0:48.84 [12] (0:12.02)	0:36.82 [12] (0:11.58)	0:25.24 [12] (0:11.77)	0:13.47 [12] (0:13.47)						
Average Speed [km/h]	44.5	64.3	63.6	60.0	62.6	61.6	53.5						
Top Speed [km/h]	61.4	66.6	66.6	62.3	63.5	63.3	58.7						
Avg. Dist. to Rail [m]	10.8	2.8	2.2	0.9	1.2	4.3	5.9						
Avg. Stride Freq. [Hz]	2.2	2.5	2.5	2.4	2.4	2.4	2.3						
Avg. Stride Length [m]	5.7	7.1	7.0	7.1	7.1	7.2	6.5						





DoombenProfessional
Race 4: MEKKA RACEDAY 16 AUGUST Colts, Geldings and Entires
Class 3 Handicap - 1350m
30 July 2025 - 13:43



Track Rating: Soft 5, Weather: Overcast, Rail Position: +10m Entire

Section						Overall	1200m	1000m	800m	600m	400m	Last 600m	
Field Times						1:21.17 (0:11.06)	1:10.11 (0:11.46)	0:58.65 (0:11.72)	0:46.93 (0:11.94)	0:34.99 (0:11.67)	0:23.32 (0:11.31)	0:34.99	
Rank	TAB	Horse/Jockey	Barrier	Top Speed [km/h]	Fastest Section								Distance Travelled [m]
1	1	RUSSIAN SUB	3	65.0	0:11.06	1:21.17 [1]	1:10.11 [1]	0:58.65 [1]	0:46.93 [1]	0:34.99 [1]	0:23.32 [1]	0:34.99	
		Jake Bayliss		400m	Overall	(0:11.06)	(0:11.46)	(0:11.72)	(0:11.94)	(0:11.67)	(0:11.31)		
2	3	EXCEED SPEED	5	66.1	0:11.06	1:21.35 [2]	1:09.80 [7]	0:58.30 [7]	0:46.32 [7]	0:34.46 [8]	0:23.14 [6]	0:34.46	+6
		Ryan Maloney		400m	400m	(0:11.55)	(0:11.50)	(0:11.98)	(0:11.86)	(0:11.32)	(0:11.06)		
3	2	FACUNDO	2	65.8	0:11.21	1:21.36 [3]	1:09.99 [4]	0:58.61 [3]	0:46.76 [2]	0:34.86 [2]	0:23.33 [3]	0:34.86	+7
		Cejay Graham		400m	400m	(0:11.37)	(0:11.38)	(0:11.85)	(0:11.90)	(0:11.53)	(0:11.21)		
4	4	FLYWHEEL	9	65.6	0:11.27	1:21.39 [4]	1:09.96 [6]	0:58.59 [4]	0:46.74 [4]	0:34.73 [4]	0:23.33 [4]	0:34.73	+9
		Angela Jones		400m	400m	(0:11.43)	(0:11.37)	(0:11.85)	(0:12.01)	(0:11.40)	(0:11.27)		
5	9	LOCH AWE	8	66.9	0:11.14	1:21.62 [5]	1:10.20 [5]	0:58.62 [6]	0:46.70 [6]	0:34.82 [6]	0:23.20 [8]	0:34.82	+10
		Siobhan Rutledge		400m	400m	(0:11.42)	(0:11.58)	(0:11.92)	(0:11.88)	(0:11.62)	(0:11.14)		
6	10	KOZANI	4	64.9	0:11.32	1:21.82 [6]	1:10.47 [3]	0:59.12 [2]	0:47.19 [3]	0:35.20 [3]	0:23.88 [2]	0:35.20	+7
		Bailey Wheeler		1200m	600m	(0:11.35)	(0:11.35)	(0:11.93)	(0:11.99)	(0:11.32)	(0:11.35)		
7	6	BARELLO	1	64.3	0:11.17	1:21.98 [7]	1:10.81 [2]	0:59.08 [5]	0:47.18 [5]	0:35.25 [5]	0:23.83 [5]	0:35.25	+4
		Emily Lang		400m	Overall	(0:11.17)	(0:11.73)	(0:11.90)	(0:11.93)	(0:11.42)	(0:11.32)		
8	8	TURBULENT	6	65.0	0:11.31	1:22.35 [8]	1:10.54 [9]	0:59.13 [9]	0:47.27 [8]	0:35.54 [7]	0:24.10 [7]	0:35.54	+4
		Dale Smith		1200m	400m	(0:11.81)	(0:11.41)	(0:11.86)	(0:11.73)	(0:11.44)	(0:11.31)		
9	7	NORTH CHANNEL	7	64.3	0:11.39	1:22.43 [9]	1:10.72 [8]	0:59.33 [8]	0:47.23 [9]	0:35.40 [9]	0:23.82 [9]	0:35.40	+7
		Karl Zechner		1200m	1200m	(0:11.71)	(0:11.39)	(0:12.10)	(0:11.83)	(0:11.58)	(0:11.43)		

Scratched: Disselation (#5), Proponent (#11)



DoombenProfessional
Race 4: MEKKA RACEDAY 16 AUGUST Colts, Geldings and Entires
Class 3 Handicap - 1350m
30 July 2025 - 13:43



Track Rating: Soft 5, Weather: Overcast, Rail Position: +10m Entire

Section		Field Times		200m		Last 600m			
				0:12.01 (0:12.01)		0:34.99			
Rank	TAB	Horse/Jockey	Barrier	Top Speed [km/h]	Fastest Section	Margin			Distance Travelled [m]
1	1	RUSSIAN SUB	3	65.0	0:11.06	0:12.01 [1]	1:21.17	0:34.99	
		Jake Bayliss		400m	Overall	(0:12.01)			
2	3	EXCEED SPEED	5	66.1	0:11.06	0:12.08 [3]	1.11L	0:34.46	+6
		Ryan Maloney		400m	400m	(0:12.08)			
3	2	FACUNDO	2	65.8	0:11.21	0:12.12 [2]	1.16L	0:34.86	+7
		Cejay Graham		400m	400m	(0:12.12)			
4	4	FLYWHEEL	9	65.6	0:11.27	0:12.06 [5]	1.34L	0:34.73	+9
		Angela Jones		400m	400m	(0:12.06)			
5	9	LOCH AWE	8	66.9	0:11.14	0:12.06 [7]	2.66L	0:34.82	+10
		Siobhan Rutledge		400m	400m	(0:12.06)			
6	10	KOZANI	4	64.9	0:11.32	0:12.53 [4]	3.84L	0:35.20	+7
		Bailey Wheeler		1200m	600m	(0:12.53)			
7	6	BARELLO	1	64.3	0:11.17	0:12.51 [6]	4.77L	0:35.25	+4
		Emily Lang		400m	Overall	(0:12.51)			
8	8	TURBULENT	6	65.0	0:11.31	0:12.79 [8]	6.99L	0:35.54	+4
		Dale Smith		1200m	400m	(0:12.79)			
9	7	NORTH CHANNEL	7	64.3	0:11.39	0:12.39 [9]	7.41L	0:35.40	+7
		Karl Zechner		1200m	1200m	(0:12.39)			

Scratched: Disselation (#5), Proponent (#11)



Horse/Jockey Name	Russian Sub
Final Rank	1
Fastest Section Time (Section)	0:11.06 (Overall)
Top Speed [km/h] (Section)	65.0 (400m)
Race State	Finished



DoombenProfessional
Race 4: MEKKA RACEDAY 16 AUGUST Colts, Geldings and
Entires Class 3 Handicap - 1350m

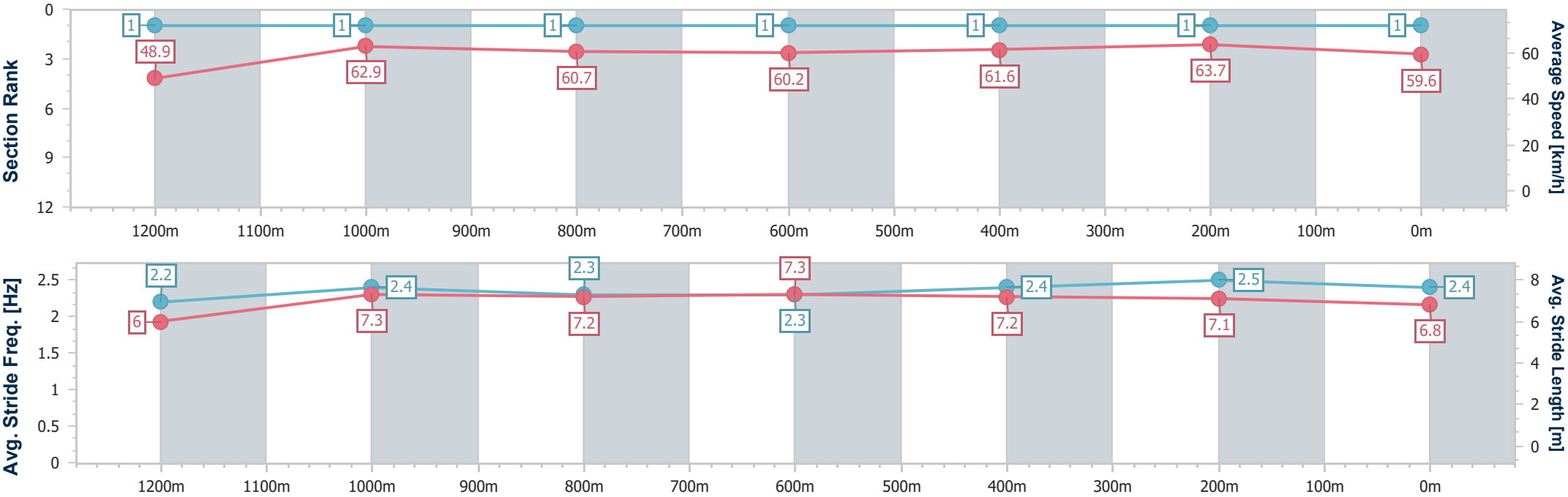
30 July 2025 - 13:43

Track Rating: Soft 5, Weather: Overcast, Rail Position: +10m Entire



BRISBANE
RACING CLUB

Section	Overall	1200m	1000m	800m	600m	400m	200m						
Section Times	1:21.17 [1] (0:11.06)	1:10.11 [1] (0:11.46)	0:58.65 [1] (0:11.72)	0:46.93 [1] (0:11.94)	0:34.99 [1] (0:11.67)	0:23.32 [1] (0:11.31)	0:12.01 [1] (0:12.01)						
Average Speed [km/h]	48.9	62.9	60.7	60.2	61.6	63.7	59.6						
Top Speed [km/h]	61.8	63.7	62.8	61.8	62.6	65.0	62.9						
Avg. Dist. to Rail [m]	3.2	0.6	2.6	0.8	0.5	0.7	1.6						
Avg. Stride Freq. [Hz]	2.2	2.4	2.3	2.3	2.4	2.5	2.4						
Avg. Stride Length [m]	6.0	7.3	7.2	7.3	7.2	7.1	6.8						





Horse/Jockey Name	Exceed Speed
Final Rank	2
Fastest Section Time (Section)	0:11.06 (400m)
Top Speed [km/h] (Section)	66.1 (400m)
Race State	Finished



DoombenProfessional
Race 4: MEKKA RACEDAY 16 AUGUST Colts, Geldings and
Entires Class 3 Handicap - 1350m

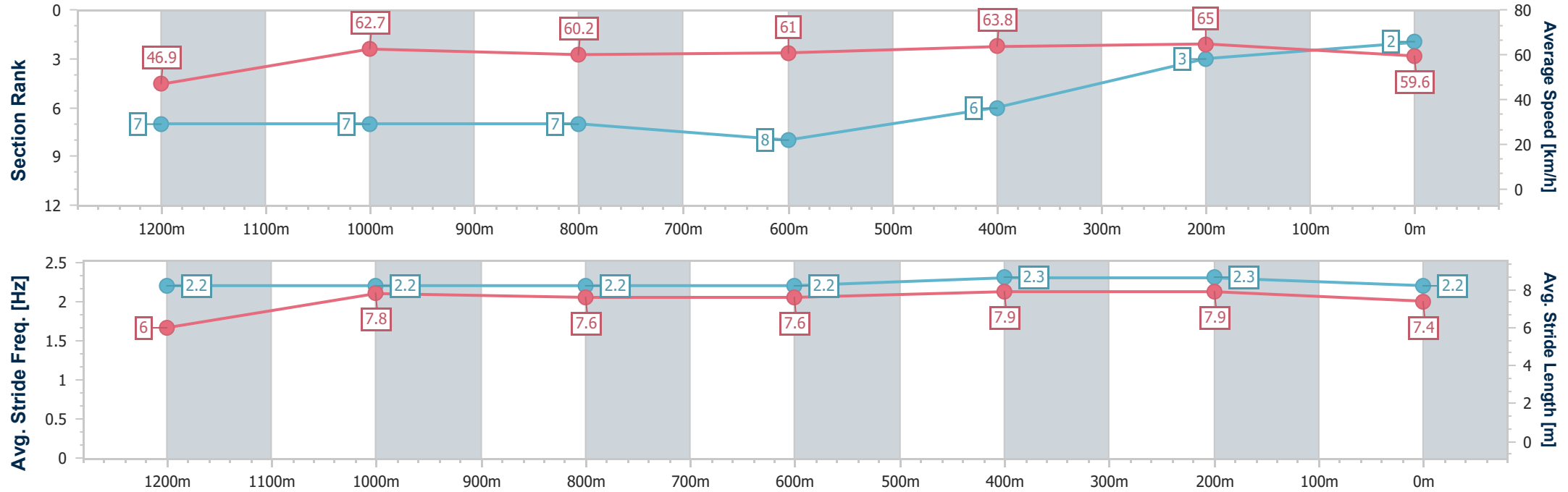
30 July 2025 - 13:43

Track Rating: Soft 5, Weather: Overcast, Rail Position: +10m Entire



BRISBANE
RACING CLUB

Section	Overall	1200m	1000m	800m	600m	400m	200m						
Section Times	1:21.35 [2] (0:11.55)	1:09.80 [7] (0:11.50)	0:58.30 [7] (0:11.98)	0:46.32 [7] (0:11.86)	0:34.46 [8] (0:11.32)	0:23.14 [6] (0:11.06)	0:12.08 [3] (0:12.08)						
Average Speed [km/h]	46.9	62.7	60.2	61.0	63.8	65.0	59.6						
Top Speed [km/h]	63.6	64.3	61.9	62.2	65.3	66.1	64.7						
Avg. Dist. to Rail [m]	4.2	0.6	0.5	1.2	0.8	2.0	3.2						
Avg. Stride Freq. [Hz]	2.2	2.2	2.2	2.2	2.3	2.3	2.2						
Avg. Stride Length [m]	6.0	7.8	7.6	7.6	7.9	7.9	7.4						



- [] Ranking at each section and finish
- .-.- No data available at this section
- NA No data available



Horse/Jockey Name	Facundo
Final Rank	3
Fastest Section Time (Section)	0:11.21 (400m)
Top Speed [km/h] (Section)	65.8 (400m)
Race State	Finished

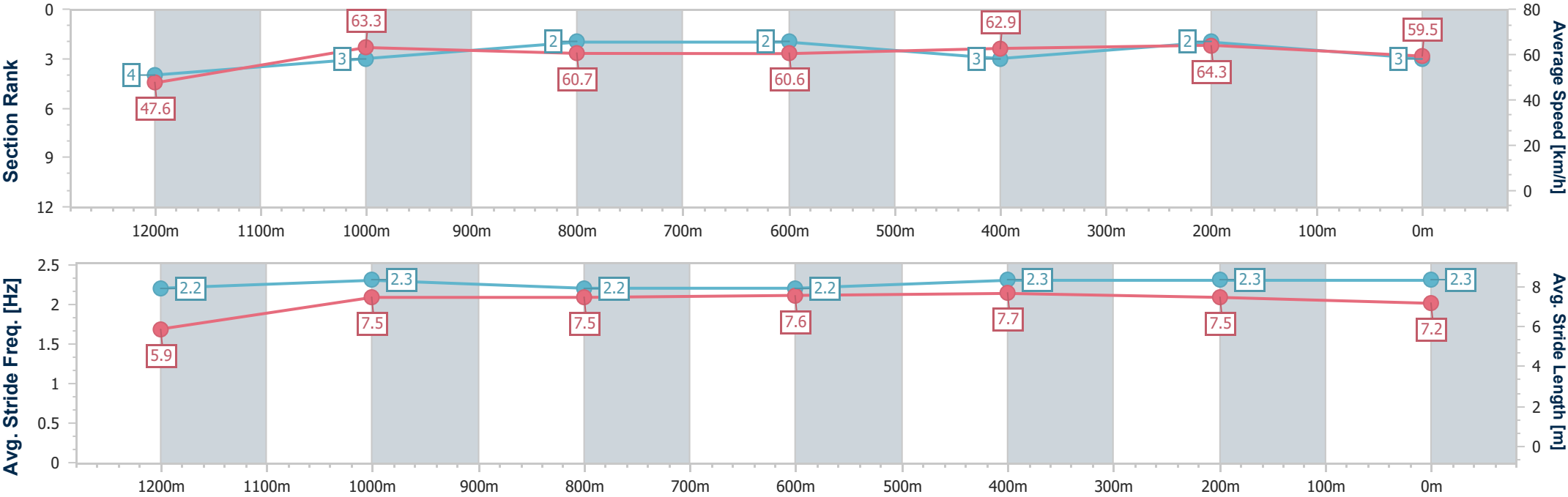


DooibenProfessional
Race 4: MEKKA RACEDAY 16 AUGUST Colts, Geldings and
Entires Class 3 Handicap - 1350m
30 July 2025 - 13:43
Track Rating: Soft 5, Weather: Overcast, Rail Position: +10m Entire



BRISBANE
RACING CLUB

Section	Overall	1200m	1000m	800m	600m	400m	200m						
Section Times	1:21.36 [3] (0:11.37)	1:09.99 [4] (0:11.38)	0:58.61 [3] (0:11.85)	0:46.76 [2] (0:11.90)	0:34.86 [2] (0:11.53)	0:23.33 [3] (0:11.21)	0:12.12 [2] (0:12.12)						
Average Speed [km/h]	47.6	63.3	60.7	60.6	62.9	64.3	59.5						
Top Speed [km/h]	62.6	64.2	62.1	61.6	63.5	65.8	62.8						
Avg. Dist. to Rail [m]	2.4	0.4	0.2	0.4	1.2	1.2	0.7						
Avg. Stride Freq. [Hz]	2.2	2.3	2.2	2.2	2.3	2.3	2.3						
Avg. Stride Length [m]	5.9	7.5	7.5	7.6	7.7	7.5	7.2						





Horse/Jockey Name	Flywheel
Final Rank	4
Fastest Section Time (Section)	0:11.27 (400m)
Top Speed [km/h] (Section)	65.6 (400m)
Race State	Finished



DoombenProfessional
Race 4: MEKKA RACEDAY 16 AUGUST Colts, Geldings and
Entires Class 3 Handicap - 1350m

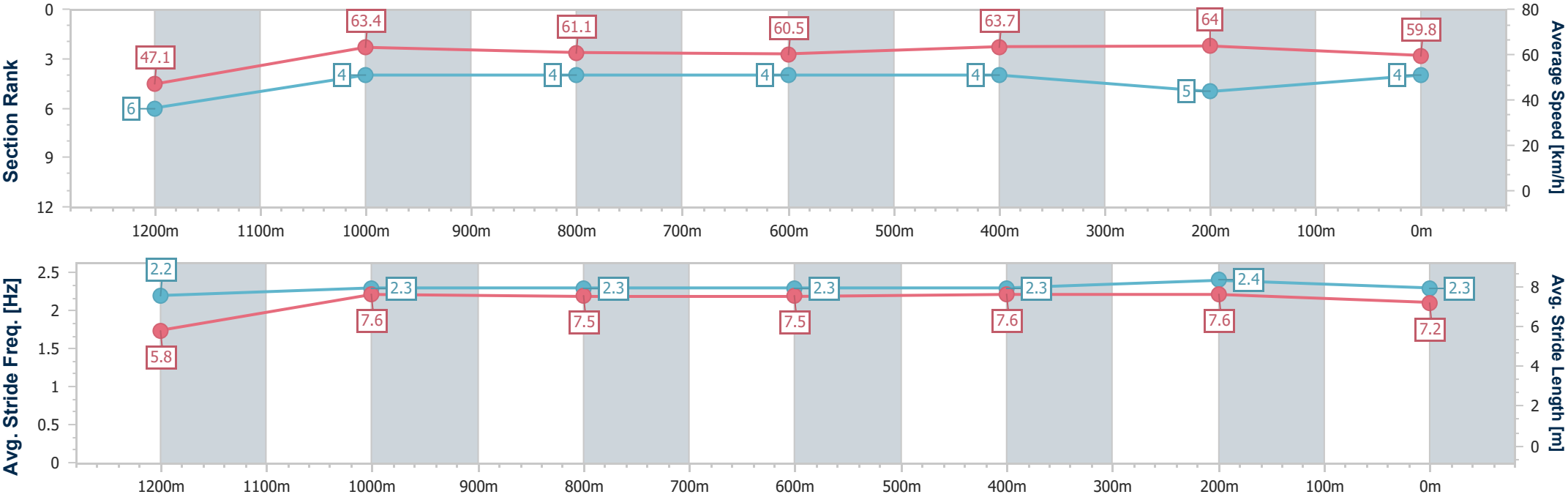
30 July 2025 - 13:43

Track Rating: Soft 5, Weather: Overcast, Rail Position: +10m Entire



BRISBANE
RACING CLUB

Section	Overall	1200m	1000m	800m	600m	400m	200m						
Section Times	1:21.39 [4] (0:11.43)	1:09.96 [6] (0:11.37)	0:58.59 [4] (0:11.85)	0:46.74 [4] (0:12.01)	0:34.73 [4] (0:11.40)	0:23.33 [4] (0:11.27)	0:12.06 [5] (0:12.06)						
Average Speed [km/h]	47.1	63.4	61.1	60.5	63.7	64.0	59.8						
Top Speed [km/h]	62.5	64.6	62.7	62.3	65.5	65.6	63.9						
Avg. Dist. to Rail [m]	7.4	2.4	1.0	2.8	1.3	3.8	5.2						
Avg. Stride Freq. [Hz]	2.2	2.3	2.3	2.3	2.3	2.4	2.3						
Avg. Stride Length [m]	5.8	7.6	7.5	7.5	7.6	7.6	7.2						



- [] Ranking at each section and finish
- .-.- No data available at this section
- NA No data available



Horse/Jockey Name	Loch Awe
Final Rank	5
Fastest Section Time (Section)	0:11.14 (400m)
Top Speed [km/h] (Section)	66.9 (400m)
Race State	Finished



DooibenProfessional
Race 4: MEKKA RACEDAY 16 AUGUST Colts, Geldings and
Entires Class 3 Handicap - 1350m

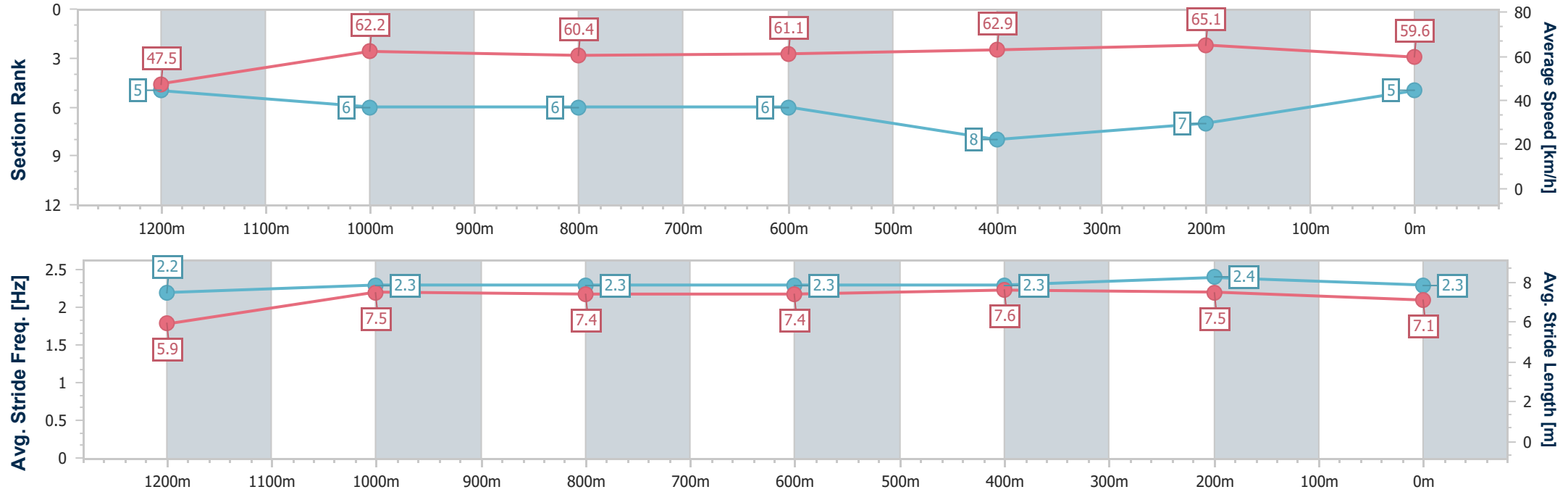
30 July 2025 - 13:43

Track Rating: Soft 5, Weather: Overcast, Rail Position: +10m Entire



BRISBANE
RACING CLUB

Section	Overall	1200m	1000m	800m	600m	400m	200m						
Section Times	1:21.62 [5] (0:11.42)	1:10.20 [5] (0:11.58)	0:58.62 [6] (0:11.92)	0:46.70 [6] (0:11.88)	0:34.82 [6] (0:11.62)	0:23.20 [8] (0:11.14)	0:12.06 [7] (0:12.06)						
Average Speed [km/h]	47.5	62.2	60.4	61.1	62.9	65.1	59.6						
Top Speed [km/h]	60.3	63.6	61.9	62.6	64.3	66.9	63.3						
Avg. Dist. to Rail [m]	6.5	0.9	0.2	2.0	2.8	5.6	6.9						
Avg. Stride Freq. [Hz]	2.2	2.3	2.3	2.3	2.3	2.4	2.3						
Avg. Stride Length [m]	5.9	7.5	7.4	7.4	7.6	7.5	7.1						





Horse/Jockey Name	Kozani
Final Rank	6
Fastest Section Time (Section)	0:11.32 (600m)
Top Speed [km/h] (Section)	64.9 (1200m)
Race State	Finished



DoombenProfessional
Race 4: MEKKA RACEDAY 16 AUGUST Colts, Geldings and
Entires Class 3 Handicap - 1350m

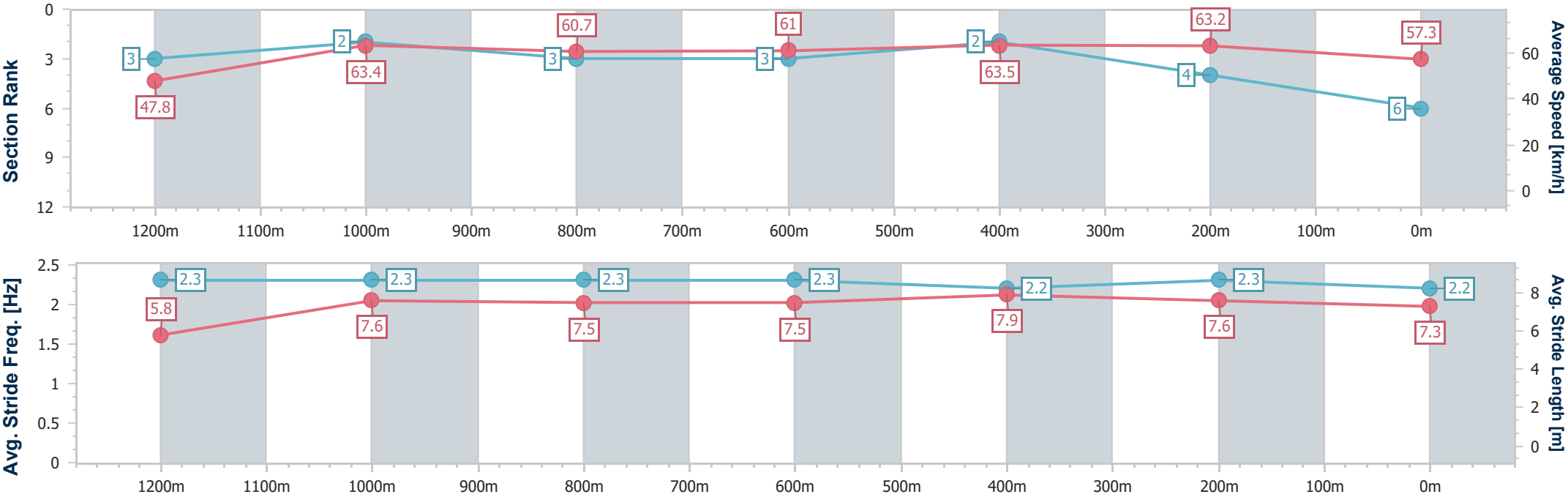
30 July 2025 - 13:43

Track Rating: Soft 5, Weather: Overcast, Rail Position: +10m Entire



BRISBANE
RACING CLUB

Section	Overall	1200m	1000m	800m	600m	400m	200m						
Section Times	1:21.82 [6] (0:11.35)	1:10.47 [3] (0:11.35)	0:59.12 [2] (0:11.93)	0:47.19 [3] (0:11.99)	0:35.20 [3] (0:11.32)	0:23.88 [2] (0:11.35)	0:12.53 [4] (0:12.53)						
Average Speed [km/h]	47.8	63.4	60.7	61.0	63.5	63.2	57.3						
Top Speed [km/h]	61.0	64.9	62.9	62.5	64.7	64.1	62.3						
Avg. Dist. to Rail [m]	4.2	2.8	2.8	2.9	1.3	1.2	2.0						
Avg. Stride Freq. [Hz]	2.3	2.3	2.3	2.3	2.2	2.3	2.2						
Avg. Stride Length [m]	5.8	7.6	7.5	7.5	7.9	7.6	7.3						





Horse/Jockey Name	Barello
Final Rank	7
Fastest Section Time (Section)	0:11.17 (Overall)
Top Speed [km/h] (Section)	64.3 (400m)
Race State	Finished

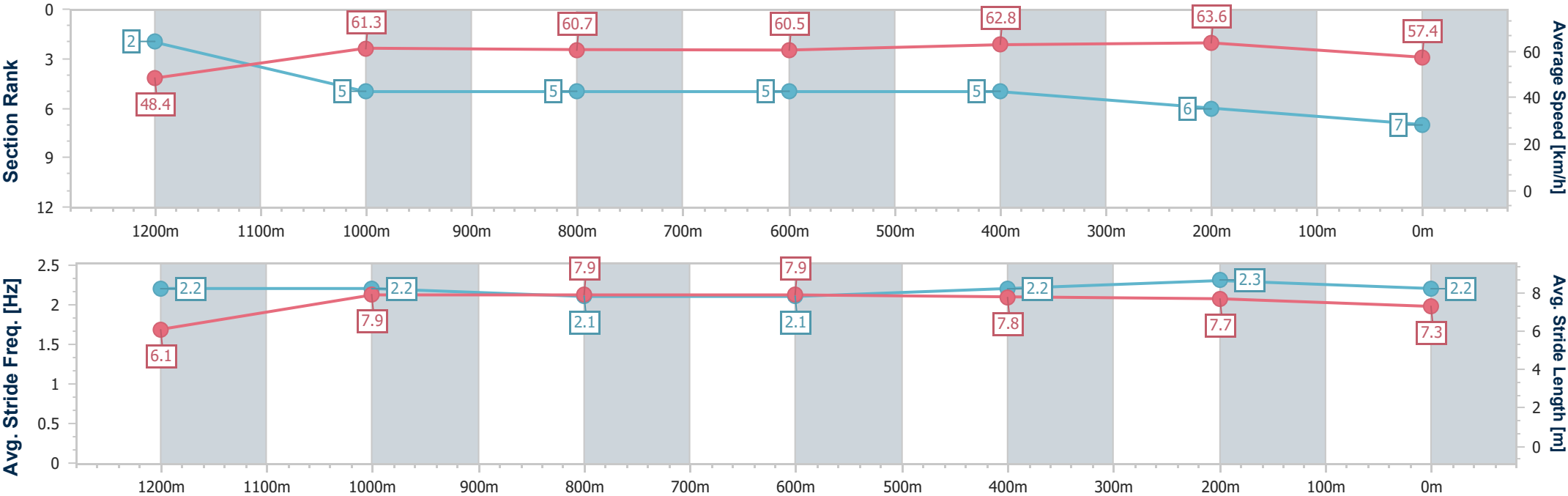


DoombenProfessional
Race 4: MEKKA RACEDAY 16 AUGUST Colts, Geldings and
Entires Class 3 Handicap - 1350m
30 July 2025 - 13:43
Track Rating: Soft 5, Weather: Overcast, Rail Position: +10m Entire



BRISBANE
RACING CLUB

Section	Overall	1200m	1000m	800m	600m	400m	200m						
Section Times	1:21.98 [7] (0:11.17)	1:10.81 [2] (0:11.73)	0:59.08 [5] (0:11.90)	0:47.18 [5] (0:11.93)	0:35.25 [5] (0:11.42)	0:23.83 [5] (0:11.32)	0:12.51 [6] (0:12.51)						
Average Speed [km/h]	48.4	61.3	60.7	60.5	62.8	63.6	57.4						
Top Speed [km/h]	62.6	62.6	62.1	62.1	63.7	64.3	61.5						
Avg. Dist. to Rail [m]	1.3	0.3	0.6	0.4	0.5	1.0	1.4						
Avg. Stride Freq. [Hz]	2.2	2.2	2.1	2.1	2.2	2.3	2.2						
Avg. Stride Length [m]	6.1	7.9	7.9	7.9	7.8	7.7	7.3						





Horse/Jockey Name	Turbulent
Final Rank	8
Fastest Section Time (Section)	0:11.31 (400m)
Top Speed [km/h] (Section)	65.0 (1200m)
Race State	Finished



DoombenProfessional
Race 4: MEKKA RACEDAY 16 AUGUST Colts, Geldings and
Entires Class 3 Handicap - 1350m

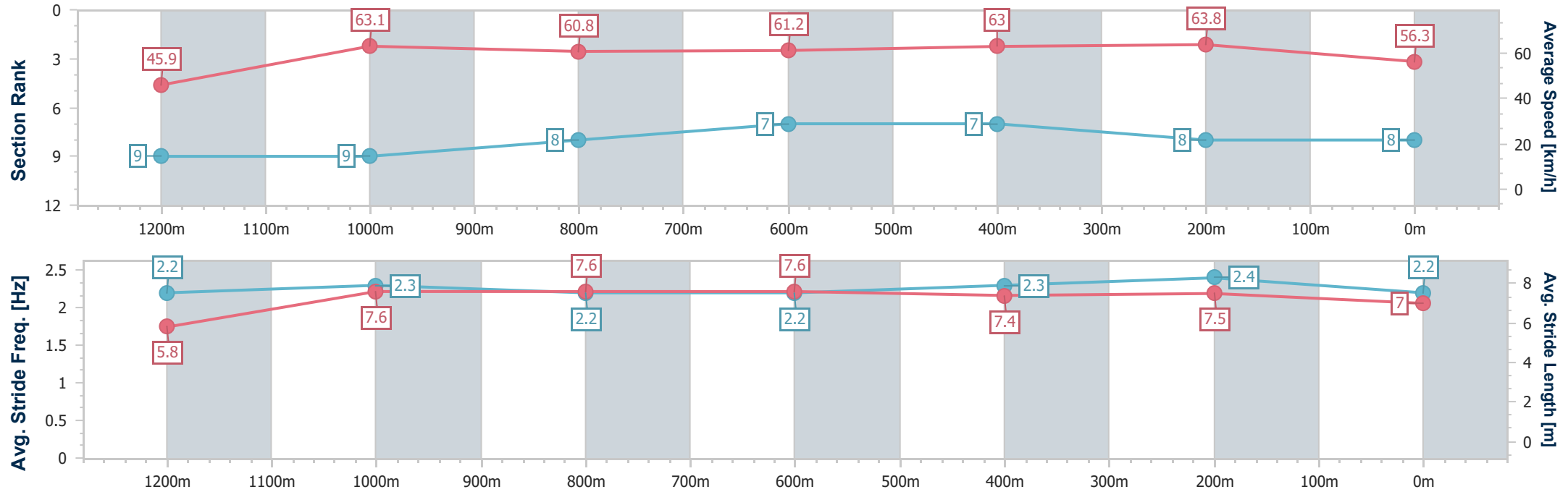
30 July 2025 - 13:43

Track Rating: Soft 5, Weather: Overcast, Rail Position: +10m Entire



BRISBANE
RACING CLUB

Section	Overall	1200m	1000m	800m	600m	400m	200m						
Section Times	1:22.35 [8] (0:11.81)	1:10.54 [9] (0:11.41)	0:59.13 [9] (0:11.86)	0:47.27 [8] (0:11.73)	0:35.54 [7] (0:11.44)	0:24.10 [7] (0:11.31)	0:12.79 [8] (0:12.79)						
Average Speed [km/h]	45.9	63.1	60.8	61.2	63.0	63.8	56.3						
Top Speed [km/h]	61.4	65.0	62.0	62.7	63.9	64.8	62.5						
Avg. Dist. to Rail [m]	4.2	0.2	0.2	0.4	0.3	1.2	0.9						
Avg. Stride Freq. [Hz]	2.2	2.3	2.2	2.2	2.3	2.4	2.2						
Avg. Stride Length [m]	5.8	7.6	7.6	7.6	7.4	7.5	7.0						





Horse/Jockey Name	North Channel
Final Rank	9
Fastest Section Time (Section)	0:11.39 (1200m)
Top Speed [km/h] (Section)	64.3 (1200m)
Race State	Finished

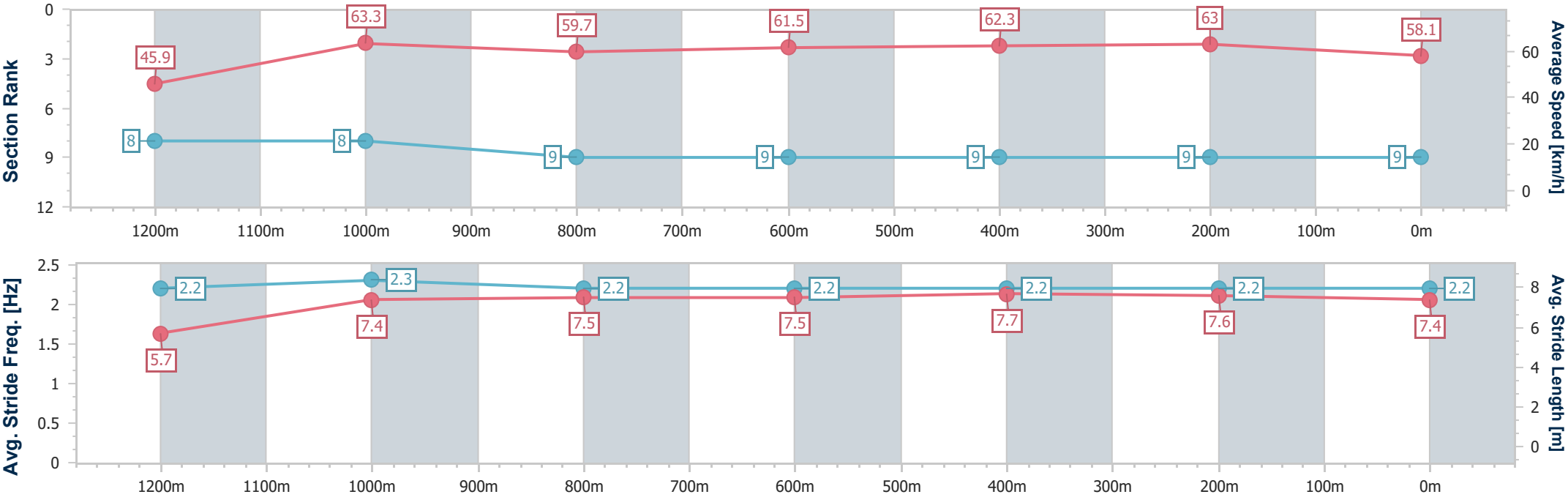


DoombenProfessional
Race 4: MEKKA RACEDAY 16 AUGUST Colts, Geldings and
Entires Class 3 Handicap - 1350m
30 July 2025 - 13:43
Track Rating: Soft 5, Weather: Overcast, Rail Position: +10m Entire



BRISBANE
RACING CLUB

Section	Overall	1200m	1000m	800m	600m	400m	200m						
Section Times	1:22.43 [9] (0:11.71)	1:10.72 [8] (0:11.39)	0:59.33 [8] (0:12.10)	0:47.23 [9] (0:11.83)	0:35.40 [9] (0:11.58)	0:23.82 [9] (0:11.43)	0:12.39 [9] (0:12.39)						
Average Speed [km/h]	45.9	63.3	59.7	61.5	62.3	63.0	58.1						
Top Speed [km/h]	63.2	64.3	61.1	62.9	62.9	63.8	61.9						
Avg. Dist. to Rail [m]	5.8	1.5	1.8	1.6	0.6	1.2	3.0						
Avg. Stride Freq. [Hz]	2.2	2.3	2.2	2.2	2.2	2.2	2.2						
Avg. Stride Length [m]	5.7	7.4	7.5	7.5	7.7	7.6	7.4						





DoombenProfessional
Race 5: COUNTRY MUSIC RACEDAY ON SALE NOW Class 1 Plate - 2060m

30 July 2025 - 14:22



BRISBANE
RACING CLUB

Track Rating: Soft 5, Weather: Overcast, Rail Position: +10m Entire

Section						Overall	1800m	1600m	1400m	1200m	1000m	800m	Last 600m	
Field Times						2:11.52 (0:17.94)	1:53.58 (0:11.90)	1:41.68 (0:12.71)	1:28.97 (0:13.31)	1:15.66 (0:12.82)	1:02.84 (0:13.09)	0:49.75 (0:12.58)	0:37.17	
Rank	TAB	Horse/Jockey	Barrier	Top Speed [km/h]	Fastest Section									Distance Travelled [m]
1	10	WEONA REDWOOD	3	61.7	0:11.99	2:11.52 [1]	1:53.02 [3]	1:40.63 [4]	1:28.14 [4]	1:15.15 [4]	1:02.39 [4]	0:49.32 [4]	0:36.76	
		Ryan Maloney		400m	400m	(0:18.50)	(0:12.39)	(0:12.49)	(0:12.99)	(0:12.76)	(0:13.07)	(0:12.56)		
2	3	LINAS REEL	12	62.1	0:12.09	2:11.63 [2]	1:53.37 [2]	1:40.99 [2]	1:28.59 [3]	1:15.53 [3]	1:02.75 [3]	0:49.64 [3]	0:37.06	
		Georgina Cartwright		Overall	400m	(0:18.26)	(0:12.38)	(0:12.40)	(0:13.06)	(0:12.78)	(0:13.11)	(0:12.58)		
3	5	TRUMP CARD	10	62.3	0:12.06	2:11.67 [3]	1:52.89 [5]	1:40.62 [5]	1:28.06 [5]	1:15.02 [5]	1:02.26 [6]	0:49.33 [5]	0:36.81	
		Jag Guthmann-Chester		600m	600m	(0:18.78)	(0:12.27)	(0:12.56)	(0:13.04)	(0:12.76)	(0:12.93)	(0:12.52)		
4	6	BOLD BLAZE	8	62.6	0:11.93	2:11.76 [4]	1:52.31 [11]	1:39.96 [10]	1:27.37 [10]	1:14.36 [10]	1:01.75 [9]	0:48.82 [9]	0:36.63	
		Corey Sutherland		400m	400m	(0:19.45)	(0:12.35)	(0:12.59)	(0:13.01)	(0:12.61)	(0:12.93)	(0:12.19)		
5	8	MINGARDOS	2	61.3	0:12.04	2:11.80 [5]	1:52.95 [6]	1:40.69 [6]	1:28.16 [6]	1:15.11 [6]	1:02.53 [5]	0:49.39 [6]	0:36.74	
		Tiffani Brooker		600m	400m	(0:18.85)	(0:12.26)	(0:12.53)	(0:13.05)	(0:12.58)	(0:13.14)	(0:12.65)		
6	12	ROAD TO PARADISE	11	62.0	0:12.05	2:11.89 [6]	1:52.51 [9]	1:40.20 [9]	1:28.09 [7]	1:15.06 [7]	1:02.34 [7]	0:49.31 [7]	0:36.92	
		Luke Dempsey		200m	600m	(0:19.38)	(0:12.31)	(0:12.11)	(0:13.03)	(0:12.72)	(0:13.03)	(0:12.39)		
7	4	SMELTER	7	62.4	0:11.95	2:12.25 [7]	1:53.52 [4]	1:41.57 [3]	1:29.26 [2]	1:16.26 [2]	1:03.49 [2]	0:50.40 [2]	0:37.75	
		Rob Thorburn		Overall	1800m	(0:18.73)	(0:11.95)	(0:12.31)	(0:13.00)	(0:12.77)	(0:13.09)	(0:12.65)		
8	9	PRIDE OF SAVABELLA	9	62.5	0:11.93	2:12.43 [8]	1:52.81 [12]	1:40.30 [12]	1:27.76 [12]	1:14.80 [12]	1:02.16 [11]	0:49.04 [12]	0:36.95	
		Ryan Wiggins		400m	400m	(0:19.62)	(0:12.51)	(0:12.54)	(0:12.96)	(0:12.64)	(0:13.12)	(0:12.09)		
9	1	KHANT QUIT	1	62.4	0:11.90	2:13.17 [9]	1:55.23 [1]	1:43.33 [1]	1:30.62 [1]	1:17.31 [1]	1:04.49 [1]	0:51.40 [1]	0:38.82	
		Chloe Wells		Overall	1800m	(0:17.94)	(0:11.90)	(0:12.71)	(0:13.31)	(0:12.82)	(0:13.09)	(0:12.58)		
10	13	STATE A FACT	4	61.5	0:12.11	2:13.38 [10]	1:54.27 [8]	1:41.84 [7]	1:29.19 [9]	1:16.27 [8]	1:03.68 [8]	0:50.68 [8]	0:38.21	
		Bailey Wheeler		Overall	600m	(0:19.11)	(0:12.43)	(0:12.65)	(0:12.92)	(0:12.59)	(0:13.00)	(0:12.47)		

Scratched: Leaders Listen (#2), Glenray's Mate (#14), Lilica Ebet (#15)

Report Created: Wed 30 July 2025 14:56 GMT+10 (Note: Timing is based on position data)

Page 1/16

[] Ranking at each section and finish
-:-:- No data available at this section
NA No data available

SCN Saddle cloth number
DNF Did not finish
DNT Did not track

data processed by  **TRIPLESDATA**



DoombenProfessional
Race 5: COUNTRY MUSIC RACEDAY ON SALE NOW Class 1 Plate -
2060m
30 July 2025 - 14:22



Track Rating: Soft 5, Weather: Overcast, Rail Position: +10m Entire

Section					Overall	1800m	1600m	1400m	1200m	1000m	800m	Last 600m		
Field Times					2:11.52 (0:17.94)	1:53.58 (0:11.90)	1:41.68 (0:12.71)	1:28.97 (0:13.31)	1:15.66 (0:12.82)	1:02.84 (0:13.09)	0:49.75 (0:12.58)	0:37.17		
Rank	TAB	Horse/Jockey	Barrier	Top Speed [km/h]	Fastest Section								Distance Travelled [m]	
11	11	BONFIDELITY	6	60.7	0:12.54	2:14.04 [11]	1:55.06 [7]	1:42.49 [8]	1:29.89 [8]	1:16.72 [9]	1:04.00 [10]	0:50.87 [10]	0:38.25	+6
		Cobi Vitler		Overall	400m	(0:18.98)	(0:12.57)	(0:12.60)	(0:13.17)	(0:12.72)	(0:13.13)	(0:12.62)		
12	7	CAPTAIN GOOD VIBES	5	60.9	0:12.44	2:14.10 [12]	1:54.66 [10]	1:42.18 [11]	1:29.65 [11]	1:16.62 [11]	1:03.79 [12]	0:50.75 [11]	0:38.25	+10
		Danny Peisley		Overall	400m	(0:19.44)	(0:12.48)	(0:12.53)	(0:13.03)	(0:12.83)	(0:13.04)	(0:12.50)		

Scratched: Leaders Listen (#2), Glenray's Mate (#14), Lilica Ebet (#15)



DoombenProfessional
Race 5: COUNTRY MUSIC RACEDAY ON SALE NOW Class 1 Plate - 2060m

30 July 2025 - 14:22



Track Rating: Soft 5, Weather: Overcast, Rail Position: +10m Entire

Section						600m	400m	200m			Last 600m
Field Times						0:37.17 (0:12.25)	0:24.92 (0:12.20)	0:12.72 (0:12.72)			0:37.17
Rank	TAB	Horse/Jockey	Barrier	Top Speed [km/h]	Fastest Section				Margin		
1	10	WEONA REDWOOD	3	61.7	0:11.99	0:36.76 [4]	0:24.71 [4]	0:12.72 [1]	2:11.52	0:36.76	
		Ryan Maloney		400m	400m	(0:12.05)	(0:11.99)	(0:12.72)			
2	3	LINAS REEL	12	62.1	0:12.09	0:37.06 [3]	0:24.84 [3]	0:12.75 [2]	0.67L	0:37.06 +0	
		Georgina Cartwright		Overall	400m	(0:12.22)	(0:12.09)	(0:12.75)			
3	5	TRUMP CARD	10	62.3	0:12.06	0:36.81 [5]	0:24.75 [5]	0:12.62 [5]	0.9L	0:36.81 +7	
		Jag Guthmann-Chester		600m	600m	(0:12.06)	(0:12.13)	(0:12.62)			
4	6	BOLD BLAZE	8	62.6	0:11.93	0:36.63 [8]	0:24.66 [7]	0:12.73 [4]	1.44L	0:36.63 +4	
		Corey Sutherland		400m	400m	(0:11.97)	(0:11.93)	(0:12.73)			
5	8	MINGARDOS	2	61.3	0:12.04	0:36.74 [7]	0:24.68 [8]	0:12.64 [6]	1.64L	0:36.74 -2	
		Tiffani Brooker		600m	400m	(0:12.06)	(0:12.04)	(0:12.64)			
6	12	ROAD TO PARADISE	11	62.0	0:12.05	0:36.92 [6]	0:24.87 [6]	0:12.39 [9]	2.19L	0:36.92 +5	
		Luke Dempsey		200m	600m	(0:12.05)	(0:12.48)	(0:12.39)			
7	4	SMELTER	7	62.4	0:11.95	0:37.75 [2]	0:25.54 [2]	0:13.09 [7]	4.29L	0:37.75 +5	
		Rob Thorburn		Overall	1800m	(0:12.21)	(0:12.45)	(0:13.09)			
8	9	PRIDE OF SAVABELLA	9	62.5	0:11.93	0:36.95 [10]	0:24.91 [10]	0:12.98 [8]	5.36L	0:36.95 +3	
		Ryan Wiggins		400m	400m	(0:12.04)	(0:11.93)	(0:12.98)			
9	1	KHANT QUIT	1	62.4	0:11.90	0:38.82 [1]	0:26.57 [1]	0:14.17 [3]	9.69L	0:38.82 +0	
		Chloe Wells		Overall	1800m	(0:12.25)	(0:12.40)	(0:14.17)			
10	13	STATE A FACT	4	61.5	0:12.11	0:38.21 [9]	0:26.10 [9]	0:13.75 [10]	10.94L	0:38.21 -1	
		Bailey Wheeler		Overall	600m	(0:12.11)	(0:12.35)	(0:13.75)			

Scratched: Leaders Listen (#2), Glenray's Mate (#14), Lilica Ebet (#15)

Report Created: Wed 30 July 2025 14:56 GMT+10 (Note: Timing is based on position data)

Page 3/16

[] Ranking at each section and finish
-:-:- No data available at this section
NA No data available

SCN Saddle cloth number
DNF Did not finish
DNT Did not track

data processed by  **TRIPLESDATA**



DoombenProfessional
Race 5: COUNTRY MUSIC RACEDAY ON SALE NOW Class 1 Plate -
2060m
30 July 2025 - 14:22



Track Rating: Soft 5, Weather: Overcast, Rail Position: +10m Entire

Section					600m	400m	200m	Last 600m			
Field Times					0:37.17 (0:12.25)	0:24.92 (0:12.20)	0:12.72 (0:12.72)	0:37.17			
Rank	TAB	Horse/Jockey	Barrier	Top Speed [km/h]	Fastest Section	Margin			Distance Travelled [m]		
11	11	BONFIDELITY	6	60.7	0:12.54	0:38.25 [11]	0:25.68 [11]	0:13.14 [11]	14.84L	0:38.25	+6
		Cobi Vitler		Overall	400m	(0:12.57)	(0:12.54)	(0:13.14)			
12	7	CAPTAIN GOOD VIBES	5	60.9	0:12.44	0:38.25 [12]	0:25.49 [12]	0:13.05 [12]	15.19L	0:38.25	+10
		Danny Peisley		Overall	400m	(0:12.76)	(0:12.44)	(0:13.05)			

Scratched: Leaders Listen (#2), Glenray's Mate (#14), Lilica Ebet (#15)



Horse/Jockey Name	Weona Redwood
Final Rank	1
Fastest Section Time (Section)	0:11.99 (400m)
Top Speed [km/h] (Section)	61.7 (400m)
Race State	Finished

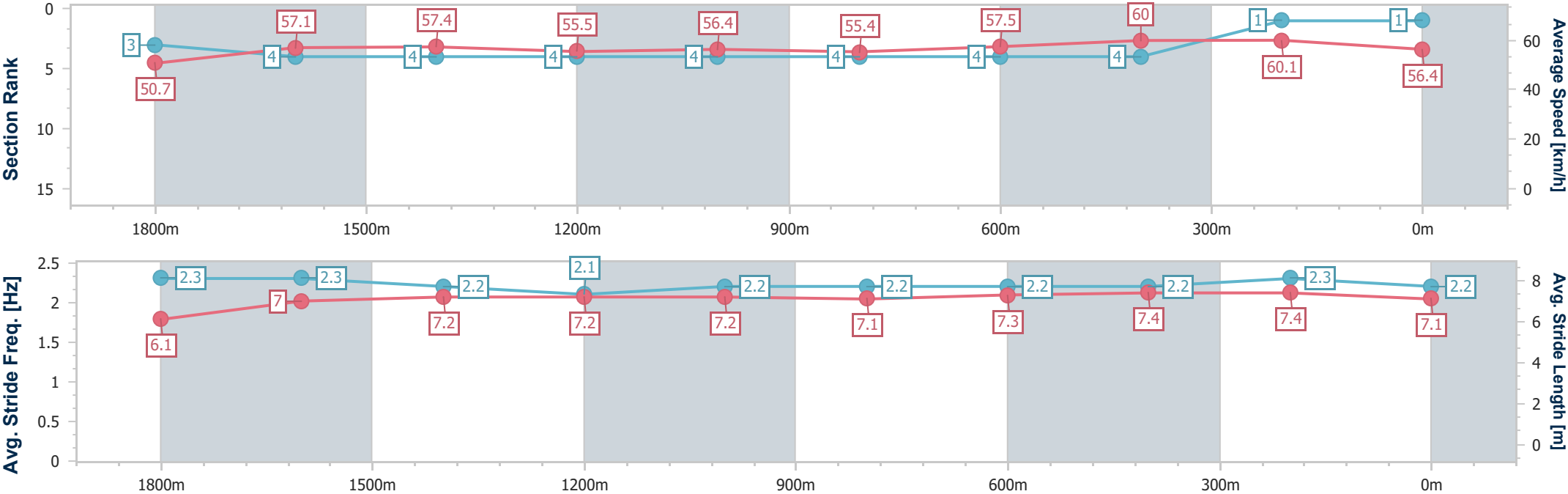


DoombenProfessional
Race 5: COUNTRY MUSIC RACEDAY ON SALE NOW Class 1
Plate - 2060m
30 July 2025 - 14:22
Track Rating: Soft 5, Weather: Overcast, Rail Position: +10m Entire



BRISBANE
RACING CLUB

Section	Overall	1800m	1600m	1400m	1200m	1000m	800m	600m	400m	200m			
Section Times	2:11.52 [1] (0:18.50)	1:53.02 [3] (0:12.39)	1:40.63 [4] (0:12.49)	1:28.14 [4] (0:12.99)	1:15.15 [4] (0:12.76)	1:02.39 [4] (0:13.07)	0:49.32 [4] (0:12.56)	0:36.76 [4] (0:12.05)	0:24.71 [4] (0:11.99)	0:12.72 [1] (0:12.72)			
Average Speed [km/h]	50.7	57.1	57.4	55.5	56.4	55.4	57.5	60.0	60.1	56.4			
Top Speed [km/h]	61.2	59.5	57.7	56.4	57.3	57.0	59.0	61.1	61.7	59.0			
Avg. Dist. to Rail [m]	1.7	2.0	1.3	0.6	1.0	1.0	0.9	0.6	0.9	0.7			
Avg. Stride Freq. [Hz]	2.3	2.3	2.2	2.1	2.2	2.2	2.2	2.2	2.3	2.2			
Avg. Stride Length [m]	6.1	7.0	7.2	7.2	7.2	7.1	7.3	7.4	7.4	7.1			





Horse/Jockey Name	Linas Reel
Final Rank	2
Fastest Section Time (Section)	0:12.09 (400m)
Top Speed [km/h] (Section)	62.1 (Overall)
Race State	Finished

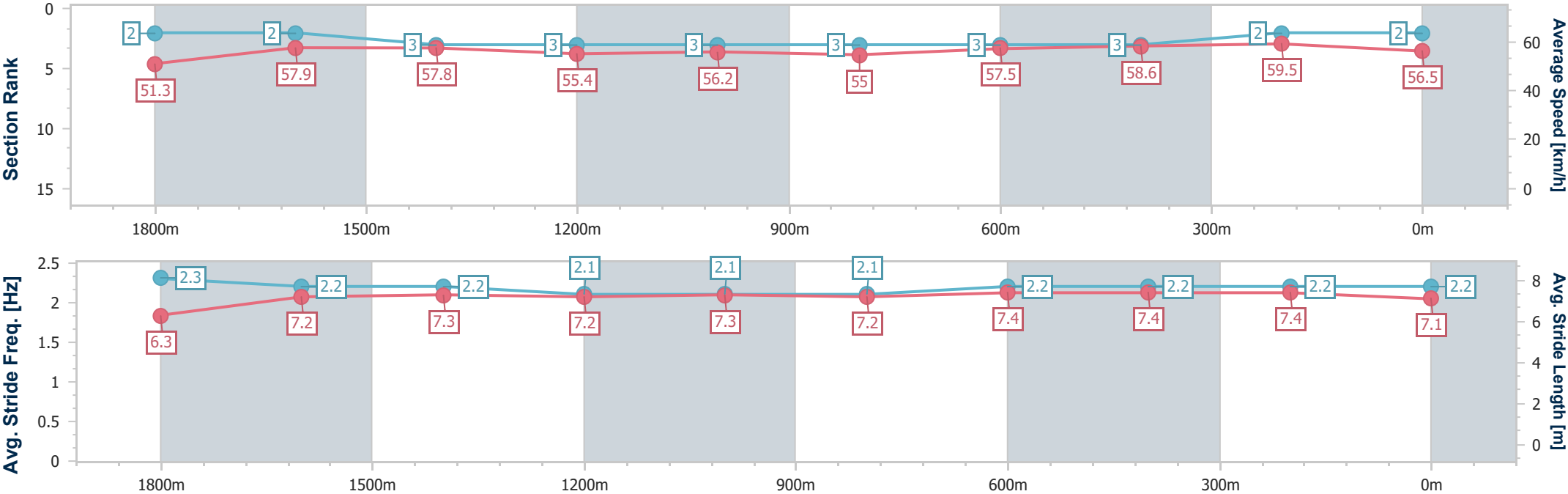


DoombenProfessional
Race 5: COUNTRY MUSIC RACEDAY ON SALE NOW Class 1
Plate - 2060m
30 July 2025 - 14:22
Track Rating: Soft 5, Weather: Overcast, Rail Position: +10m Entire



BRISBANE
RACING CLUB

Section	Overall	1800m	1600m	1400m	1200m	1000m	800m	600m	400m	200m			
Section Times	2:11.63 [2] (0:18.26)	1:53.37 [2] (0:12.38)	1:40.99 [2] (0:12.40)	1:28.59 [3] (0:13.06)	1:15.53 [3] (0:12.78)	1:02.75 [3] (0:13.11)	0:49.64 [3] (0:12.58)	0:37.06 [3] (0:12.22)	0:24.84 [3] (0:12.09)	0:12.75 [2] (0:12.75)			
Average Speed [km/h]	51.3	57.9	57.8	55.4	56.2	55.0	57.5	58.6	59.5	56.5			
Top Speed [km/h]	62.1	59.3	58.8	56.1	57.0	55.9	59.6	59.7	60.5	59.1			
Avg. Dist. to Rail [m]	7.1	0.5	0.7	0.3	0.5	0.8	0.5	0.4	0.5	0.4			
Avg. Stride Freq. [Hz]	2.3	2.2	2.2	2.1	2.1	2.1	2.2	2.2	2.2	2.2			
Avg. Stride Length [m]	6.3	7.2	7.3	7.2	7.3	7.2	7.4	7.4	7.4	7.1			





Horse/Jockey Name	Trump Card
Final Rank	3
Fastest Section Time (Section)	0:12.06 (600m)
Top Speed [km/h] (Section)	62.3 (600m)
Race State	Finished



DoombenProfessional
Race 5: COUNTRY MUSIC RACEDAY ON SALE NOW Class 1
Plate - 2060m

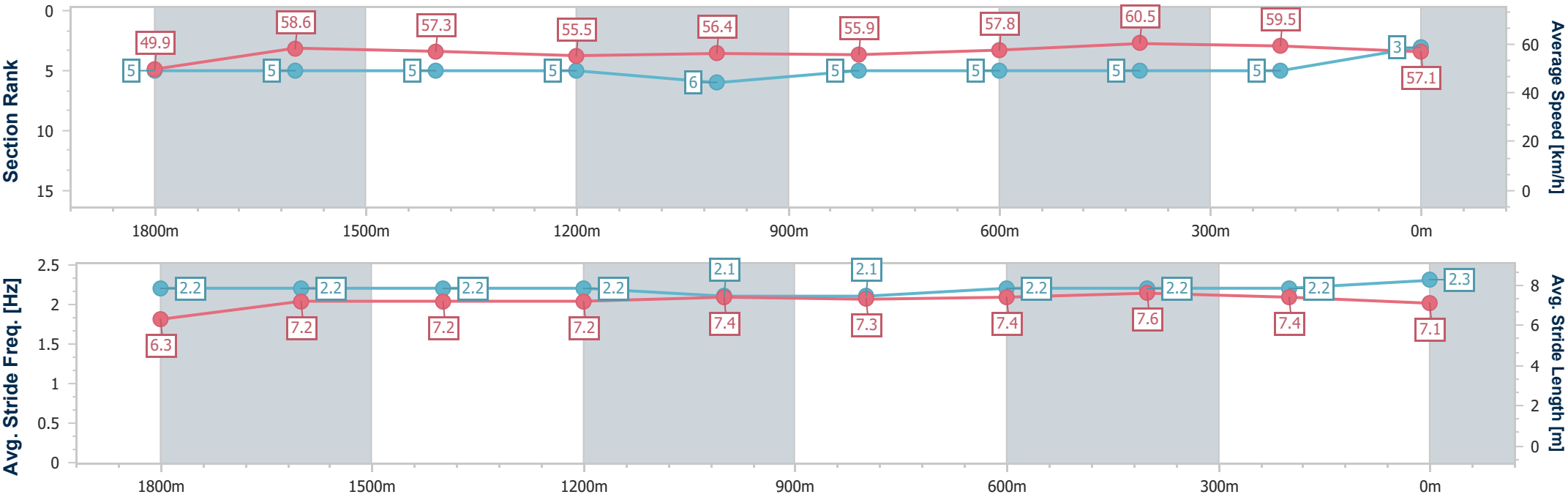
30 July 2025 - 14:22

Track Rating: Soft 5, Weather: Overcast, Rail Position: +10m Entire



BRISBANE
RACING CLUB

Section	Overall	1800m	1600m	1400m	1200m	1000m	800m	600m	400m	200m			
Section Times	2:11.67 [3] (0:18.78)	1:52.89 [5] (0:12.27)	1:40.62 [5] (0:12.56)	1:28.06 [5] (0:13.04)	1:15.02 [5] (0:12.76)	1:02.26 [6] (0:12.93)	0:49.33 [5] (0:12.52)	0:36.81 [5] (0:12.06)	0:24.75 [5] (0:12.13)	0:12.62 [5] (0:12.62)			
Average Speed [km/h]	49.9	58.6	57.3	55.5	56.4	55.9	57.8	60.5	59.5	57.1			
Top Speed [km/h]	61.0	59.6	58.1	57.8	57.0	57.3	59.7	62.3	60.9	59.2			
Avg. Dist. to Rail [m]	5.0	0.5	0.3	0.8	0.9	1.0	1.5	1.9	2.8	3.6			
Avg. Stride Freq. [Hz]	2.2	2.2	2.2	2.2	2.1	2.1	2.2	2.2	2.2	2.3			
Avg. Stride Length [m]	6.3	7.2	7.2	7.2	7.4	7.3	7.4	7.6	7.4	7.1			





Horse/Jockey Name	Bold Blaze
Final Rank	4
Fastest Section Time (Section)	0:11.93 (400m)
Top Speed [km/h] (Section)	62.6 (400m)
Race State	Finished

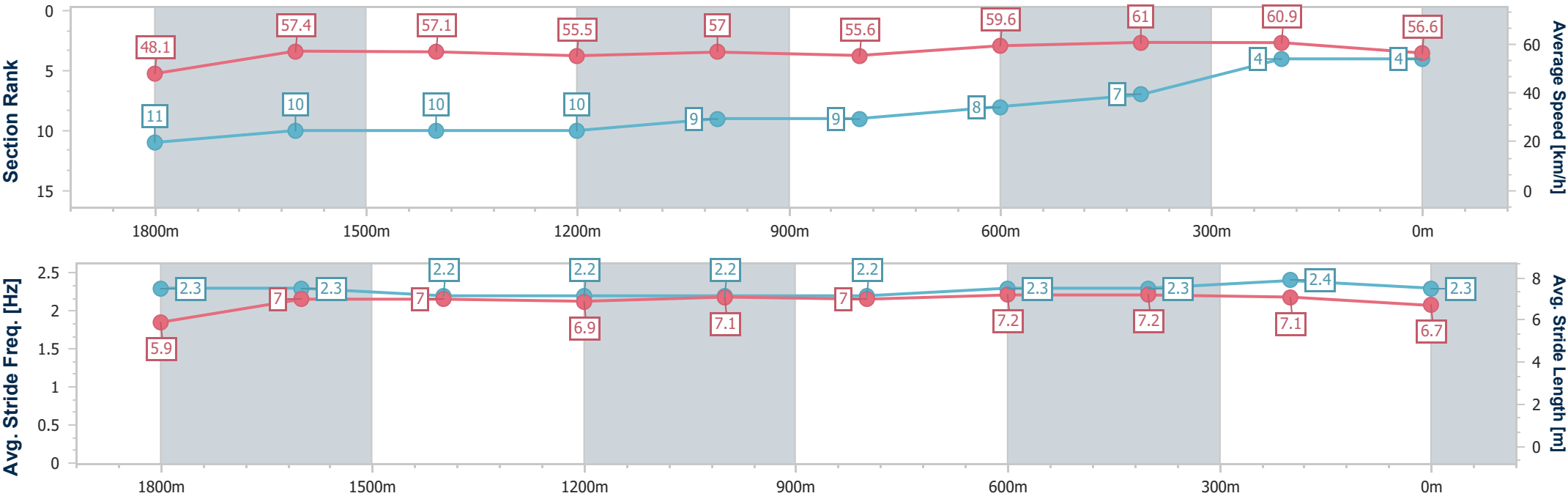


DoombenProfessional
Race 5: COUNTRY MUSIC RACEDAY ON SALE NOW Class 1
Plate - 2060m
30 July 2025 - 14:22
Track Rating: Soft 5, Weather: Overcast, Rail Position: +10m Entire



BRISBANE
RACING CLUB

Section	Overall	1800m	1600m	1400m	1200m	1000m	800m	600m	400m	200m		
Section Times	2:11.76 [4] (0:19.45)	1:52.31 [11] (0:12.35)	1:39.96 [10] (0:12.59)	1:27.37 [10] (0:13.01)	1:14.36 [10] (0:12.61)	1:01.75 [9] (0:12.93)	0:48.82 [9] (0:12.19)	0:36.63 [8] (0:11.97)	0:24.66 [7] (0:11.93)	0:12.73 [4] (0:12.73)		
Average Speed [km/h]	48.1	57.4	57.1	55.5	57.0	55.6	59.6	61.0	60.9	56.6		
Top Speed [km/h]	59.7	59.2	58.2	58.1	58.7	58.0	61.5	61.8	62.6	59.2		
Avg. Dist. to Rail [m]	3.6	2.2	0.8	0.2	0.1	0.3	1.8	2.5	5.3	4.6		
Avg. Stride Freq. [Hz]	2.3	2.3	2.2	2.2	2.2	2.2	2.3	2.3	2.4	2.3		
Avg. Stride Length [m]	5.9	7.0	7.0	6.9	7.1	7.0	7.2	7.2	7.1	6.7		





Horse/Jockey Name	Mingardos
Final Rank	5
Fastest Section Time (Section)	0:12.04 (400m)
Top Speed [km/h] (Section)	61.3 (600m)
Race State	Finished



DoombenProfessional
Race 5: COUNTRY MUSIC RACEDAY ON SALE NOW Class 1
Plate - 2060m

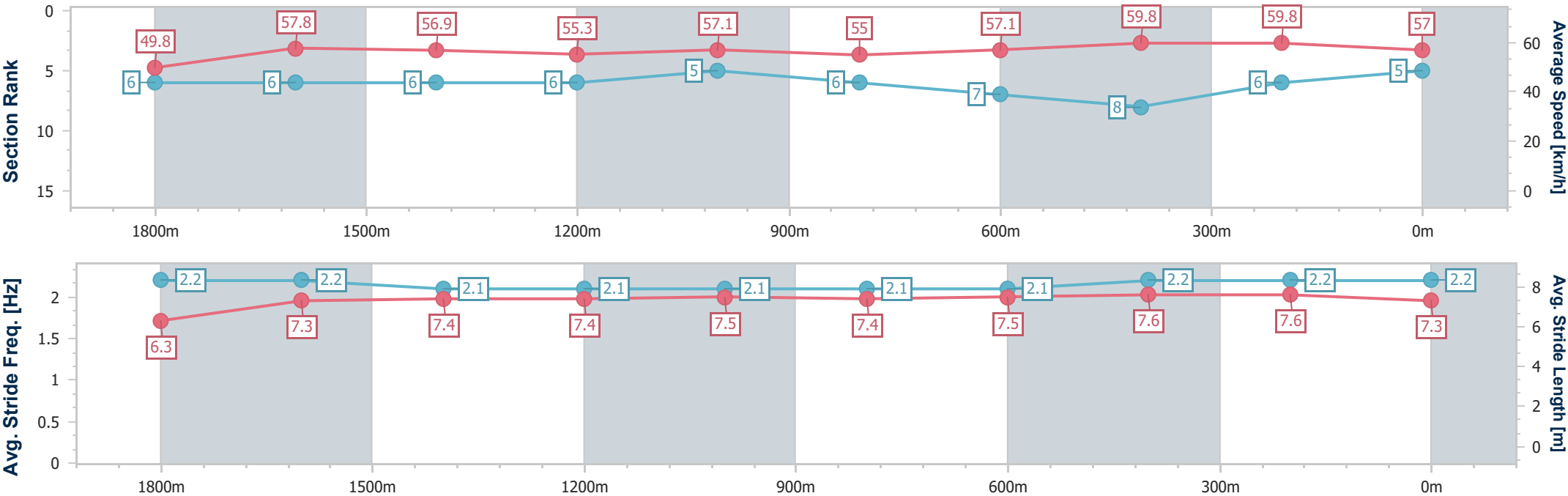
30 July 2025 - 14:22

Track Rating: Soft 5, Weather: Overcast, Rail Position: +10m Entire



BRISBANE
RACING CLUB

Section	Overall	1800m	1600m	1400m	1200m	1000m	800m	600m	400m	200m			
Section Times	2:11.80 [5] (0:18.85)	1:52.95 [6] (0:12.26)	1:40.69 [6] (0:12.53)	1:28.16 [6] (0:13.05)	1:15.11 [6] (0:12.58)	1:02.53 [5] (0:13.14)	0:49.39 [6] (0:12.65)	0:36.74 [7] (0:12.06)	0:24.68 [8] (0:12.04)	0:12.64 [6] (0:12.64)			
Average Speed [km/h]	49.8	57.8	56.9	55.3	57.1	55.0	57.1	59.8	59.8	57.0			
Top Speed [km/h]	60.7	59.5	58.2	57.2	58.0	57.2	59.3	61.3	60.7	59.6			
Avg. Dist. to Rail [m]	1.6	2.3	1.6	0.3	0.1	0.6	0.8	0.3	1.4	1.9			
Avg. Stride Freq. [Hz]	2.2	2.2	2.1	2.1	2.1	2.1	2.1	2.2	2.2	2.2			
Avg. Stride Length [m]	6.3	7.3	7.4	7.4	7.5	7.4	7.5	7.6	7.6	7.3			





Horse/Jockey Name	Road To Paradise
Final Rank	6
Fastest Section Time (Section)	0:12.05 (600m)
Top Speed [km/h] (Section)	62.0 (200m)
Race State	Finished

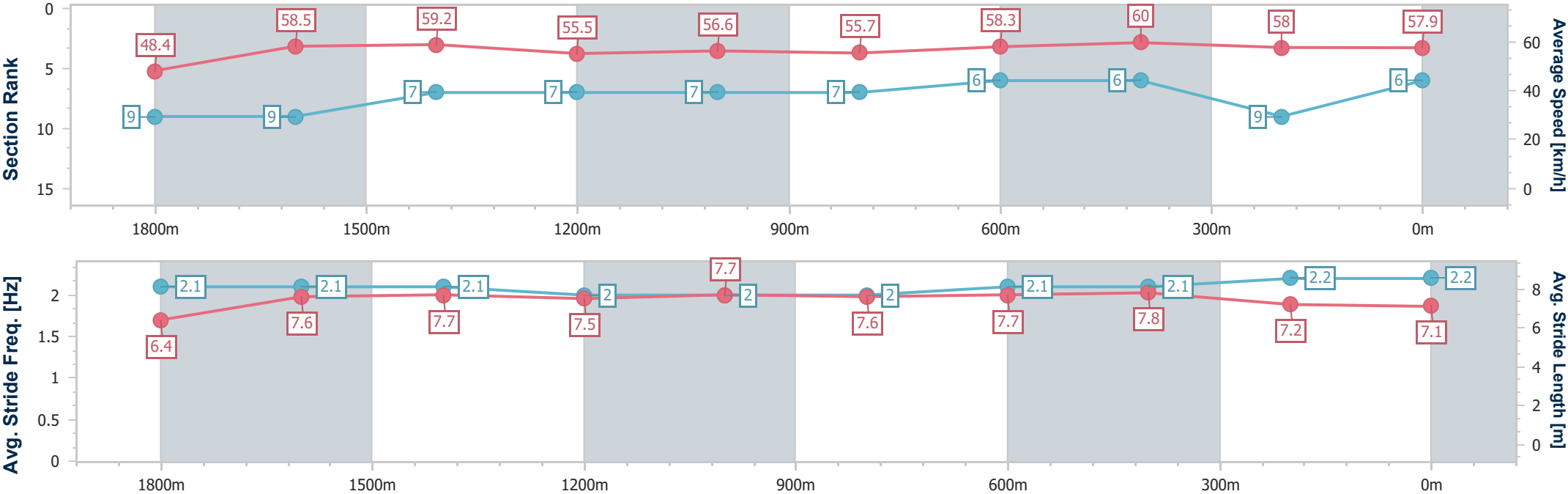


DoombenProfessional
Race 5: COUNTRY MUSIC RACEDAY ON SALE NOW Class 1
Plate - 2060m
30 July 2025 - 14:22
Track Rating: Soft 5, Weather: Overcast, Rail Position: +10m Entire



BRISBANE
RACING CLUB

Section	Overall	1800m	1600m	1400m	1200m	1000m	800m	600m	400m	200m			
Section Times	2:11.89 [6] (0:19.38)	1:52.51 [9] (0:12.31)	1:40.20 [9] (0:12.11)	1:28.09 [7] (0:13.03)	1:15.06 [7] (0:12.72)	1:02.34 [7] (0:13.03)	0:49.31 [7] (0:12.39)	0:36.92 [6] (0:12.05)	0:24.87 [6] (0:12.48)	0:12.39 [9] (0:12.39)			
Average Speed [km/h]	48.4	58.5	59.2	55.5	56.6	55.7	58.3	60.0	58.0	57.9			
Top Speed [km/h]	59.9	60.2	60.8	58.4	57.8	57.4	60.4	60.9	60.6	62.0			
Avg. Dist. to Rail [m]	5.0	0.7	0.4	1.0	1.6	1.6	0.9	1.3	3.6	8.0			
Avg. Stride Freq. [Hz]	2.1	2.1	2.1	2.0	2.0	2.0	2.1	2.1	2.2	2.2			
Avg. Stride Length [m]	6.4	7.6	7.7	7.5	7.7	7.6	7.7	7.8	7.2	7.1			





Horse/Jockey Name	Smelter
Final Rank	7
Fastest Section Time (Section)	0:11.95 (1800m)
Top Speed [km/h] (Section)	62.4 (Overall)
Race State	Finished



DoombenProfessional
Race 5: COUNTRY MUSIC RACEDAY ON SALE NOW Class 1
Plate - 2060m

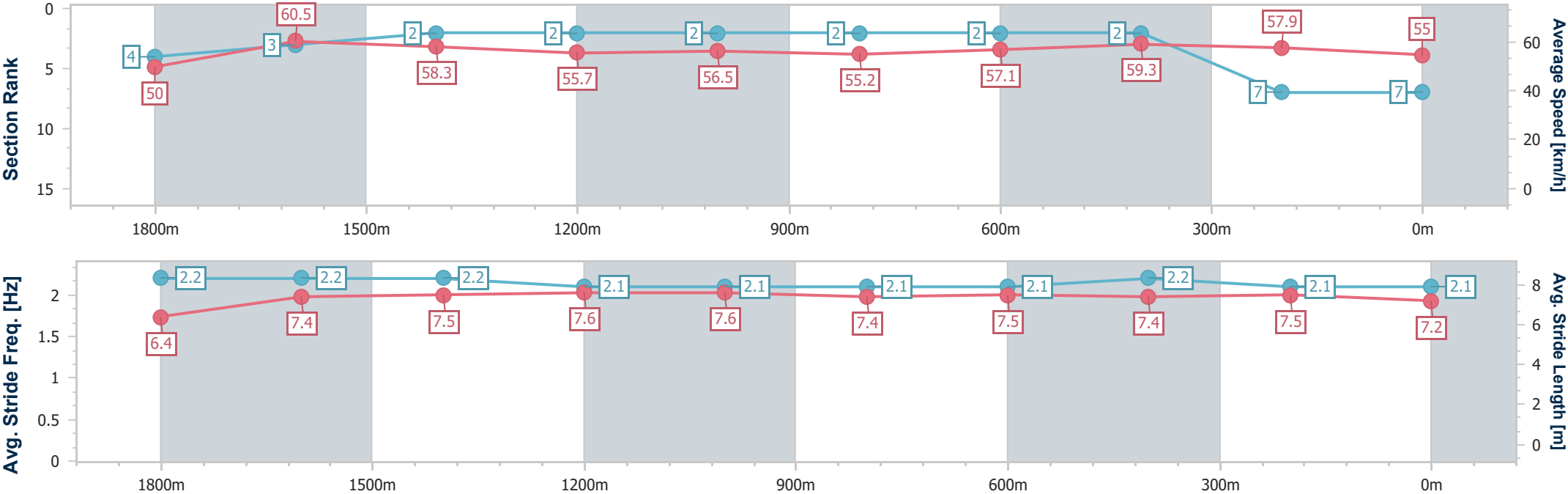
30 July 2025 - 14:22

Track Rating: Soft 5, Weather: Overcast, Rail Position: +10m Entire



BRISBANE
RACING CLUB

Section	Overall	1800m	1600m	1400m	1200m	1000m	800m	600m	400m	200m			
Section Times	2:12.25 [7] (0:18.73)	1:53.52 [4] (0:11.95)	1:41.57 [3] (0:12.31)	1:29.26 [2] (0:13.00)	1:16.26 [2] (0:12.77)	1:03.49 [2] (0:13.09)	0:50.40 [2] (0:12.65)	0:37.75 [2] (0:12.21)	0:25.54 [2] (0:12.45)	0:13.09 [7] (0:13.09)			
Average Speed [km/h]	50.0	60.5	58.3	55.7	56.5	55.2	57.1	59.3	57.9	55.0			
Top Speed [km/h]	62.4	62.3	60.0	57.3	57.3	55.9	58.9	59.7	58.8	57.3			
Avg. Dist. to Rail [m]	4.1	0.5	0.1	0.8	1.4	1.6	1.2	0.5	1.3	1.6			
Avg. Stride Freq. [Hz]	2.2	2.2	2.2	2.1	2.1	2.1	2.1	2.2	2.1	2.1			
Avg. Stride Length [m]	6.4	7.4	7.5	7.6	7.6	7.4	7.5	7.4	7.5	7.2			





Horse/Jockey Name	Pride Of Savabella
Final Rank	8
Fastest Section Time (Section)	0:11.93 (400m)
Top Speed [km/h] (Section)	62.5 (400m)
Race State	Finished

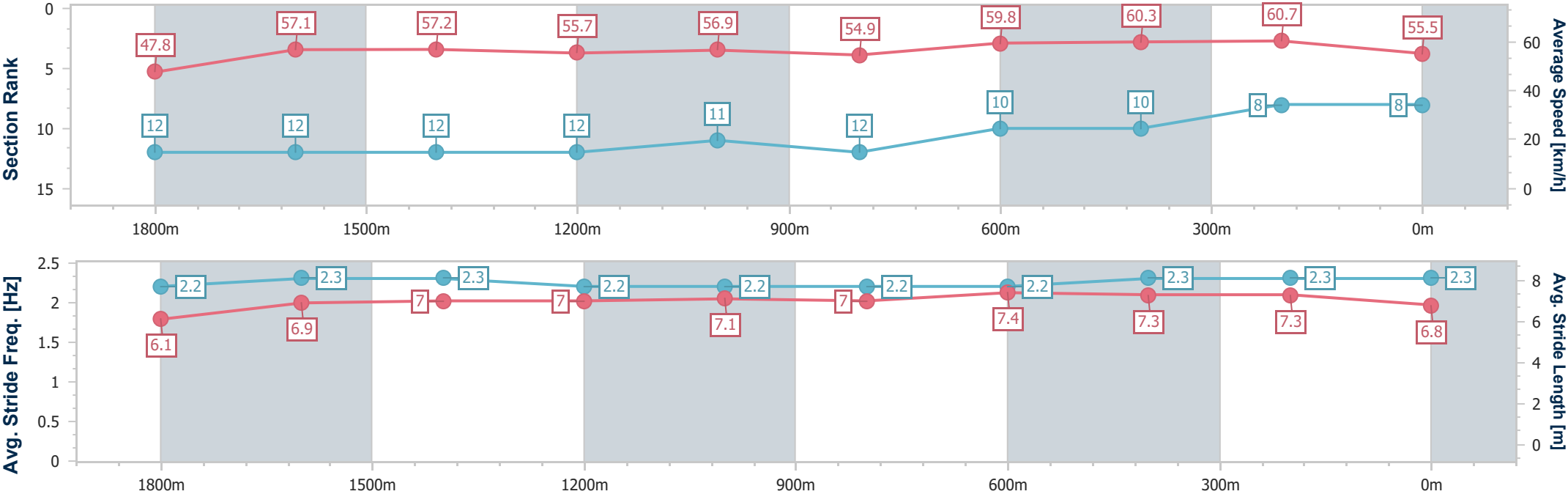


DoombenProfessional
Race 5: COUNTRY MUSIC RACEDAY ON SALE NOW Class 1
Plate - 2060m
30 July 2025 - 14:22
Track Rating: Soft 5, Weather: Overcast, Rail Position: +10m Entire



BRISBANE
RACING CLUB

Section	Overall	1800m	1600m	1400m	1200m	1000m	800m	600m	400m	200m		
Section Times	2:12.43 [8] (0:19.62)	1:52.81 [12] (0:12.51)	1:40.30 [12] (0:12.54)	1:27.76 [12] (0:12.96)	1:14.80 [12] (0:12.64)	1:02.16 [11] (0:13.12)	0:49.04 [12] (0:12.09)	0:36.95 [10] (0:12.04)	0:24.91 [10] (0:11.93)	0:12.98 [8] (0:12.98)		
Average Speed [km/h]	47.8	57.1	57.2	55.7	56.9	54.9	59.8	60.3	60.7	55.5		
Top Speed [km/h]	59.7	58.9	59.4	57.5	58.3	57.2	61.4	61.3	62.5	58.9		
Avg. Dist. to Rail [m]	4.0	1.1	0.8	0.5	1.0	0.3	0.9	1.4	3.7	5.9		
Avg. Stride Freq. [Hz]	2.2	2.3	2.3	2.2	2.2	2.2	2.2	2.3	2.3	2.3		
Avg. Stride Length [m]	6.1	6.9	7.0	7.0	7.1	7.0	7.4	7.3	7.3	6.8		





Horse/Jockey Name	Khant Quit
Final Rank	9
Fastest Section Time (Section)	0:11.90 (1800m)
Top Speed [km/h] (Section)	62.4 (Overall)
Race State	Finished



DoombenProfessional
Race 5: COUNTRY MUSIC RACEDAY ON SALE NOW Class 1
Plate - 2060m

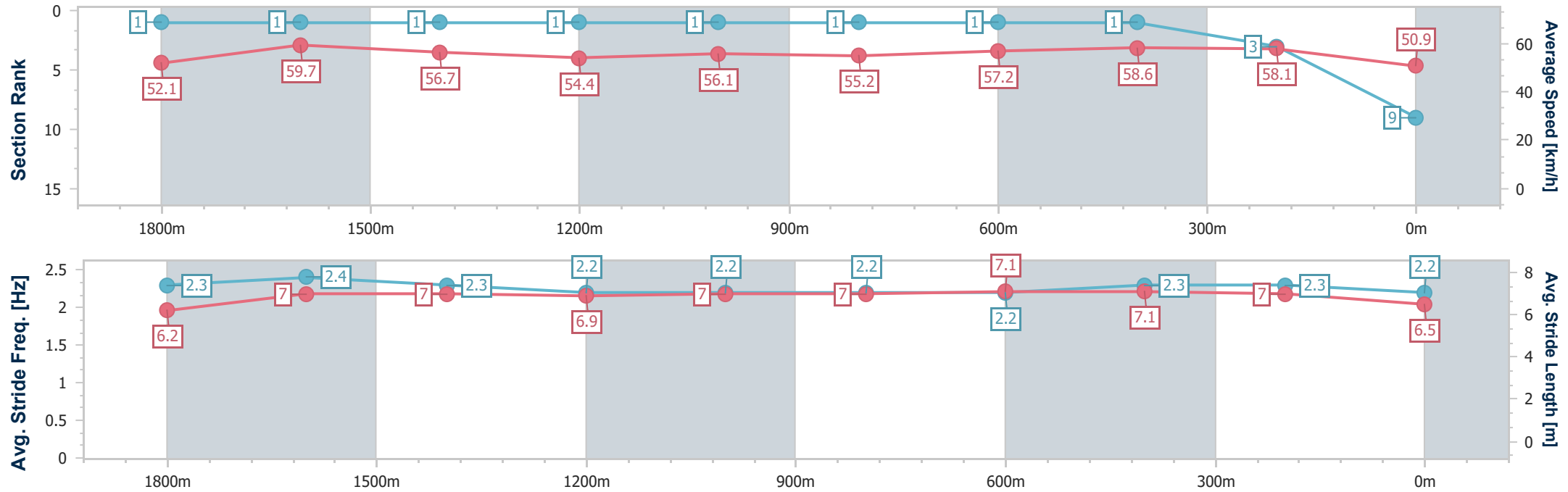
30 July 2025 - 14:22

Track Rating: Soft 5, Weather: Overcast, Rail Position: +10m Entire



BRISBANE
RACING CLUB

Section	Overall	1800m	1600m	1400m	1200m	1000m	800m	600m	400m	200m			
Section Times	2:13.17 [9] (0:17.94)	1:55.23 [1] (0:11.90)	1:43.33 [1] (0:12.71)	1:30.62 [1] (0:13.31)	1:17.31 [1] (0:12.82)	1:04.49 [1] (0:13.09)	0:51.40 [1] (0:12.58)	0:38.82 [1] (0:12.25)	0:26.57 [1] (0:12.40)	0:14.17 [3] (0:14.17)			
Average Speed [km/h]	52.1	59.7	56.7	54.4	56.1	55.2	57.2	58.6	58.1	50.9			
Top Speed [km/h]	62.4	60.6	58.0	55.7	56.7	55.8	59.4	59.6	59.4	55.6			
Avg. Dist. to Rail [m]	2.6	2.2	0.4	1.1	1.4	1.3	0.4	0.5	1.2	0.6			
Avg. Stride Freq. [Hz]	2.3	2.4	2.3	2.2	2.2	2.2	2.2	2.3	2.3	2.2			
Avg. Stride Length [m]	6.2	7.0	7.0	6.9	7.0	7.0	7.1	7.1	7.0	6.5			





Horse/Jockey Name	State A Fact
Final Rank	10
Fastest Section Time (Section)	0:12.11 (600m)
Top Speed [km/h] (Section)	61.5 (Overall)
Race State	Finished



DoombenProfessional
Race 5: COUNTRY MUSIC RACEDAY ON SALE NOW Class 1
Plate - 2060m

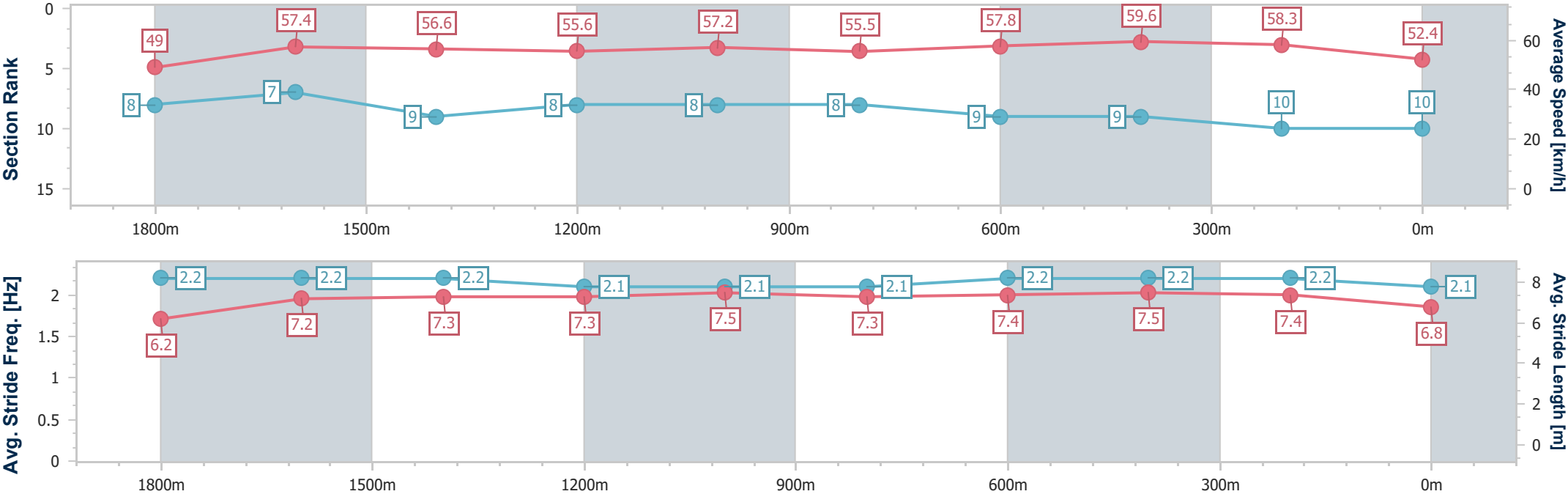
30 July 2025 - 14:22

Track Rating: Soft 5, Weather: Overcast, Rail Position: +10m Entire



BRISBANE
RACING CLUB

Section	Overall	1800m	1600m	1400m	1200m	1000m	800m	600m	400m	200m			
Section Times	2:13.38 [10] (0:19.11)	1:54.27 [8] (0:12.43)	1:41.84 [7] (0:12.65)	1:29.19 [9] (0:12.92)	1:16.27 [8] (0:12.59)	1:03.68 [8] (0:13.00)	0:50.68 [8] (0:12.47)	0:38.21 [9] (0:12.11)	0:26.10 [9] (0:12.35)	0:13.75 [10] (0:13.75)			
Average Speed [km/h]	49.0	57.4	56.6	55.6	57.2	55.5	57.8	59.6	58.3	52.4			
Top Speed [km/h]	61.5	58.7	58.0	58.6	58.1	57.7	60.1	60.5	60.0	56.9			
Avg. Dist. to Rail [m]	2.1	1.7	1.0	0.3	0.3	0.6	0.3	0.5	1.7	2.8			
Avg. Stride Freq. [Hz]	2.2	2.2	2.2	2.1	2.1	2.1	2.2	2.2	2.2	2.1			
Avg. Stride Length [m]	6.2	7.2	7.3	7.3	7.5	7.3	7.4	7.5	7.4	6.8			





Horse/Jockey Name	Bonfidelity
Final Rank	11
Fastest Section Time (Section)	0:12.54 (400m)
Top Speed [km/h] (Section)	60.7 (Overall)
Race State	Finished



DoombenProfessional
Race 5: COUNTRY MUSIC RACEDAY ON SALE NOW Class 1
Plate - 2060m

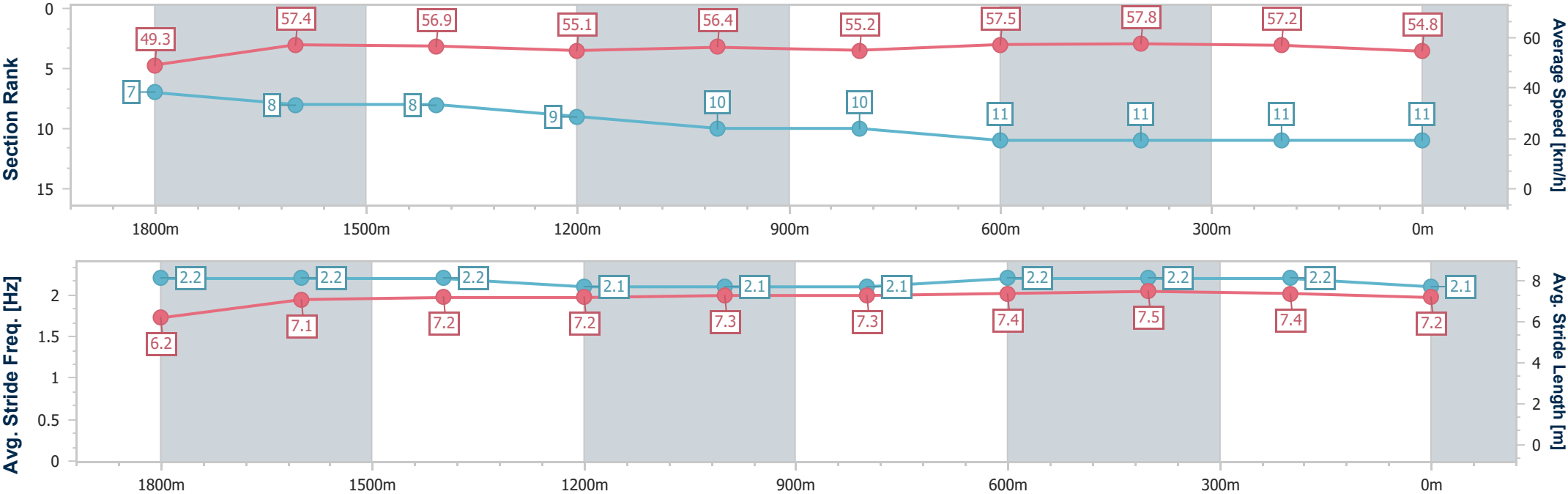
30 July 2025 - 14:22

Track Rating: Soft 5, Weather: Overcast, Rail Position: +10m Entire



BRISBANE
RACING CLUB

Section	Overall	1800m	1600m	1400m	1200m	1000m	800m	600m	400m	200m			
Section Times	2:14.04 [11] (0:18.98)	1:55.06 [7] (0:12.57)	1:42.49 [8] (0:12.60)	1:29.89 [8] (0:13.17)	1:16.72 [9] (0:12.72)	1:04.00 [10] (0:13.13)	0:50.87 [10] (0:12.62)	0:38.25 [11] (0:12.57)	0:25.68 [11] (0:12.54)	0:13.14 [11] (0:13.14)			
Average Speed [km/h]	49.3	57.4	56.9	55.1	56.4	55.2	57.5	57.8	57.2	54.8			
Top Speed [km/h]	60.7	59.4	59.2	57.6	57.7	56.9	58.2	58.4	58.3	57.6			
Avg. Dist. to Rail [m]	3.0	0.6	0.4	1.0	1.2	1.6	1.8	1.1	1.5	2.8			
Avg. Stride Freq. [Hz]	2.2	2.2	2.2	2.1	2.1	2.1	2.2	2.2	2.2	2.1			
Avg. Stride Length [m]	6.2	7.1	7.2	7.2	7.3	7.3	7.4	7.5	7.4	7.2			





Horse/Jockey Name	Captain Good Vibes
Final Rank	12
Fastest Section Time (Section)	0:12.44 (400m)
Top Speed [km/h] (Section)	60.9 (Overall)
Race State	Finished



DoombenProfessional
Race 5: COUNTRY MUSIC RACEDAY ON SALE NOW Class 1
Plate - 2060m

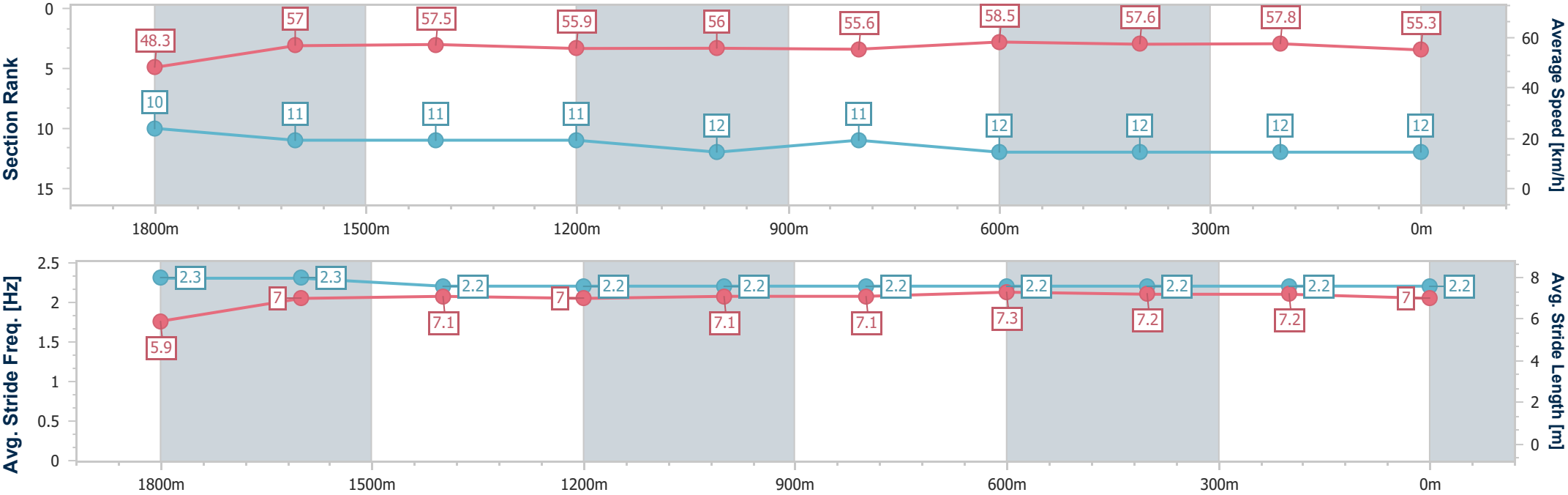
30 July 2025 - 14:22

Track Rating: Soft 5, Weather: Overcast, Rail Position: +10m Entire



BRISBANE
RACING CLUB

Section	Overall	1800m	1600m	1400m	1200m	1000m	800m	600m	400m	200m			
Section Times	2:14.10 [12] (0:19.44)	1:54.66 [10] (0:12.48)	1:42.18 [11] (0:12.53)	1:29.65 [11] (0:13.03)	1:16.62 [11] (0:12.83)	1:03.79 [12] (0:13.04)	0:50.75 [11] (0:12.50)	0:38.25 [12] (0:12.76)	0:25.49 [12] (0:12.44)	0:13.05 [12] (0:13.05)			
Average Speed [km/h]	48.3	57.0	57.5	55.9	56.0	55.6	58.5	57.6	57.8	55.3			
Top Speed [km/h]	60.9	59.1	58.8	57.9	57.8	57.2	59.3	58.5	59.8	57.0			
Avg. Dist. to Rail [m]	2.4	1.6	0.6	1.7	2.0	2.5	3.3	3.0	2.6	4.2			
Avg. Stride Freq. [Hz]	2.3	2.3	2.2	2.2	2.2	2.2	2.2	2.2	2.2	2.2			
Avg. Stride Length [m]	5.9	7.0	7.1	7.0	7.1	7.1	7.3	7.2	7.2	7.0			





DoombenProfessional

Race 6: XXXX GOLD Class 5 Handicap - 1660m

30 July 2025 - 14:53



BRISBANE
RACING CLUB

Track Rating: Soft 5, Weather: Overcast, Rail Position: +10m Entire

Section		Field Times				Overall	1400m	1200m	1000m	800m	600m	400m	Last 600m	
						1:41.33 (0:16.92)	1:24.41 (0:11.17)	1:13.24 (0:11.31)	1:01.93 (0:11.63)	0:50.30 (0:12.04)	0:38.26 (0:12.38)	0:25.88 (0:12.74)	0:38.26	
Rank	TAB	Horse/Jockey	Barrier	Top Speed [km/h]	Fastest Section									Distance Travelled [m]
1	1	NATIONAL CHOICE	4	64.9	0:11.34	1:41.33 [1]	1:23.63 [8]	1:12.28 [9]	1:00.94 [9]	0:49.10 [8]	0:37.17 [8]	0:24.85 [9]	0:37.17	
		Corey Sutherland		1400m	1200m	(0:17.70)	(0:11.35)	(0:11.34)	(0:11.84)	(0:11.93)	(0:12.32)	(0:12.12)		
2	2	SPORTING CHANCE	10	65.0	0:11.31	1:41.44 [2]	1:24.08 [5]	1:12.43 [7]	1:01.12 [7]	0:49.34 [7]	0:37.52 [6]	0:25.39 [4]	0:37.52	-19
		Emily Lang		1200m	1200m	(0:17.36)	(0:11.65)	(0:11.31)	(0:11.78)	(0:11.82)	(0:12.13)	(0:12.14)		
3	3	OCTOBER	5	65.3	0:11.27	1:41.85 [3]	1:24.44 [7]	1:13.05 [6]	1:01.78 [6]	0:49.86 [6]	0:37.82 [7]	0:25.62 [7]	0:37.82	-5
		Cobi Vitler		1200m	1200m	(0:17.41)	(0:11.39)	(0:11.27)	(0:11.92)	(0:12.04)	(0:12.20)	(0:12.37)		
4	9	WONDERLAND STAR	3	64.5	0:11.32	1:42.14 [4]	1:24.41 [9]	1:13.09 [8]	1:01.77 [8]	0:49.87 [9]	0:37.80 [9]	0:25.71 [8]	0:37.80	-10
		Jake Bayliss		1400m	1400m	(0:17.73)	(0:11.32)	(0:11.32)	(0:11.90)	(0:12.07)	(0:12.09)	(0:12.41)		
5	4	DIANA'S AFFAIR	7	66.5	0:11.30	1:42.38 [5]	1:25.14 [3]	1:13.84 [3]	1:02.54 [4]	0:50.73 [4]	0:38.61 [5]	0:26.29 [5]	0:38.61	-4
		Angela Jones		1400m	1400m	(0:17.24)	(0:11.30)	(0:11.30)	(0:11.81)	(0:12.12)	(0:12.32)	(0:12.58)		
6	7	SIAN STAR	6	64.1	0:11.35	1:42.44 [6]	1:24.47 [10]	1:12.98 [10]	1:01.63 [10]	0:49.71 [10]	0:37.66 [10]	0:25.40 [10]	0:37.66	-7
		Damien Thornton		1200m	1200m	(0:17.97)	(0:11.49)	(0:11.35)	(0:11.92)	(0:12.05)	(0:12.26)	(0:12.20)		
7	8	GOOGAZ	2	65.1	0:11.26	1:42.74 [7]	1:25.44 [4]	1:14.18 [4]	1:02.84 [5]	0:51.04 [5]	0:39.06 [4]	0:26.63 [6]	0:39.06	-12
		Cejay Graham		1000m	1400m	(0:17.30)	(0:11.26)	(0:11.34)	(0:11.80)	(0:11.98)	(0:12.43)	(0:12.70)		
8	5	ITZA CHARMDEEL	9	67.2	0:11.03	1:42.89 [8]	1:25.51 [6]	1:14.33 [4]	1:03.30 [3]	0:51.71 [2]	0:39.56 [2]	0:26.87 [3]	0:39.56	-6
		Andrew Mallyon		1200m	1200m	(0:17.38)	(0:11.18)	(0:11.03)	(0:11.59)	(0:12.15)	(0:12.69)	(0:12.83)		
9	6	DRIALLE	1	64.7	0:11.10	1:43.68 [9]	1:26.65 [2]	1:15.55 [2]	1:04.20 [2]	0:52.65 [1]	0:40.61 [1]	0:28.23 [1]	0:40.61	-21
		Rob Thorburn		1400m	1400m	(0:17.03)	(0:11.10)	(0:11.35)	(0:11.55)	(0:12.04)	(0:12.38)	(0:12.97)		
10	11	WHISTLING SPIRIT	8	66.8	0:11.17	1:43.89 [10]	1:26.97 [1]	1:15.80 [1]	1:04.49 [1]	0:52.66 [3]	0:40.43 [3]	0:27.89 [2]	0:40.43	-2
		Tiffani Brooker		Overall	1400m	(0:16.92)	(0:11.17)	(0:11.31)	(0:11.83)	(0:12.23)	(0:12.54)	(0:12.80)		

Scratched: Monastery (#10)

Report Created: Wed 30 July 2025 15:31 GMT+10 (Note: Timing is based on position data)

Page 1/12

[] Ranking at each section and finish
-:-:- No data available at this section
NA No data available

SCN Saddle cloth number
DNF Did not finish
DNT Did not track

data processed by  TRIPLESDATA



DoombenProfessional

Race 6: XXXX GOLD Class 5 Handicap - 1660m

30 July 2025 - 14:53



BRISBANE
RACING CLUB

Track Rating: Soft 5, Weather: Overcast, Rail Position: +10m Entire

Section Field Times				200m 0:13.14 (0:13.14)				Last 600m 0:38.26	
Rank	TAB	Horse/Jockey	Barrier	Top Speed [km/h]	Fastest Section	Margin		Distance Travelled [m]	
1	1	NATIONAL CHOICE	4	64.9	0:11.34	0:12.73 [4]	1:41.33	0:37.17	
		Corey Sutherland		1400m	1200m	(0:12.73)			
2	2	SPORTING CHANCE	10	65.0	0:11.31	0:13.25 [1]	0.64L	0:37.52	-19
		Emily Lang		1200m	1200m	(0:13.25)			
3	3	OCTOBER	5	65.3	0:11.27	0:13.25 [3]	3.05L	0:37.82	-5
		Cobi Vitler		1200m	1200m	(0:13.25)			
4	9	WONDERLAND STAR	3	64.5	0:11.32	0:13.30 [8]	4.74L	0:37.80	-10
		Jake Bayliss		1400m	1400m	(0:13.30)			
5	4	DIANA'S AFFAIR	7	66.5	0:11.30	0:13.71 [5]	6.16L	0:38.61	-4
		Angela Jones		1400m	1400m	(0:13.71)			
6	7	SIAN STAR	6	64.1	0:11.35	0:13.20 [10]	6.52L	0:37.66	-7
		Damien Thornton		1200m	1200m	(0:13.20)			
7	8	GOOGAZ	2	65.1	0:11.26	0:13.93 [7]	8.27L	0:39.06	-12
		Cejay Graham		1000m	1400m	(0:13.93)			
8	5	ITZA CHARMDEEL	9	67.2	0:11.03	0:14.04 [9]	9.15L	0:39.56	-6
		Andrew Mallyon		1200m	1200m	(0:14.04)			
9	6	DRIALLE	1	64.7	0:11.10	0:15.26 [2]	13.77L	0:40.61	-21
		Rob Thorburn		1400m	1400m	(0:15.26)			
10	11	WHISTLING SPIRIT	8	66.8	0:11.17	0:15.09 [6]	15.01L	0:40.43	-2
		Tiffani Brooker		Overall	1400m	(0:15.09)			

Scratched: Monastery (#10)

Report Created: Wed 30 July 2025 15:31 GMT+10 (Note: Timing is based on position data)

Page 2/12

[] Ranking at each section and finish
-:-:- No data available at this section
NA No data available

SCN Saddle cloth number
DNF Did not finish
DNT Did not track

data processed by  TRIPLESDATA



Horse/Jockey Name	National Choice
Final Rank	1
Fastest Section Time (Section)	0:11.34 (1200m)
Top Speed [km/h] (Section)	64.9 (1400m)
Race State	Finished

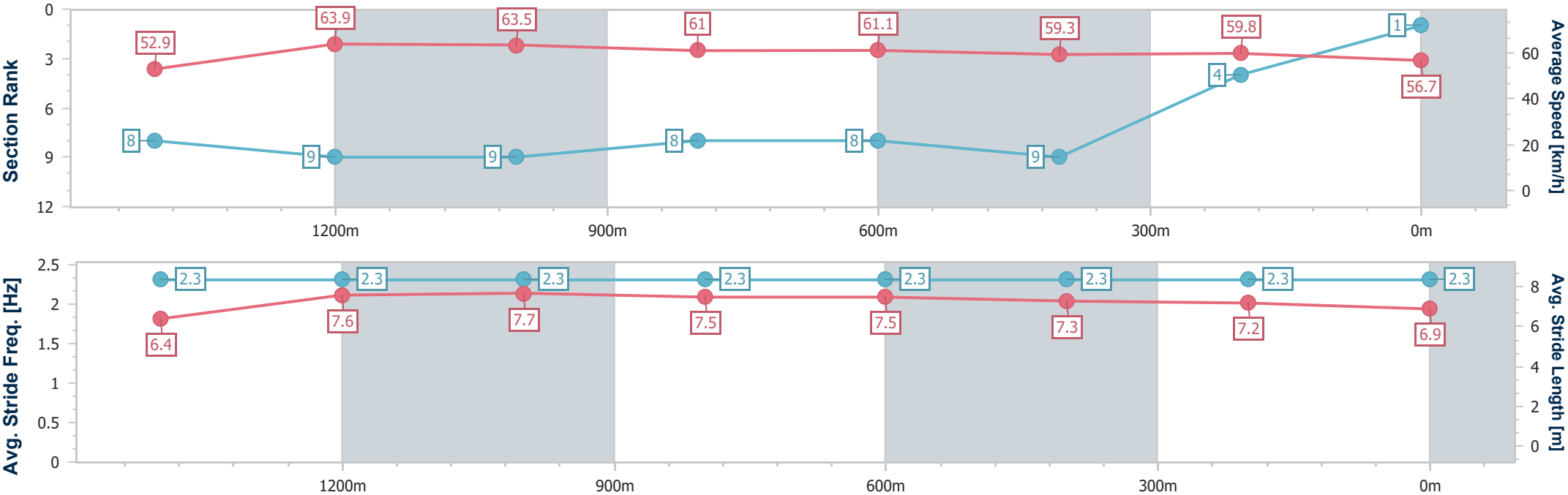


DoombenProfessional
Race 6: XXXX GOLD Class 5 Handicap - 1660m
30 July 2025 - 14:53
Track Rating: Soft 5, Weather: Overcast, Rail Position: +10m Entire



BRISBANE
RACING CLUB

Section	Overall	1400m	1200m	1000m	800m	600m	400m	200m					
Section Times	1:41.33 [1] (0:17.70)	1:23.63 [8] (0:11.35)	1:12.28 [9] (0:11.34)	1:00.94 [9] (0:11.84)	0:49.10 [8] (0:11.93)	0:37.17 [8] (0:12.32)	0:24.85 [9] (0:12.12)	0:12.73 [4] (0:12.73)					
Average Speed [km/h]	52.9	63.9	63.5	61.0	61.1	59.3	59.8	56.7					
Top Speed [km/h]	64.1	64.9	64.4	62.0	62.2	60.4	60.7	58.9					
Avg. Dist. to Rail [m]	1.1	1.4	1.8	1.7	2.3	2.7	4.8	5.2					
Avg. Stride Freq. [Hz]	2.3	2.3	2.3	2.3	2.3	2.3	2.3	2.3					
Avg. Stride Length [m]	6.4	7.6	7.7	7.5	7.5	7.3	7.2	6.9					





Horse/Jockey Name	Sporting Chance
Final Rank	2
Fastest Section Time (Section)	0:11.31 (1200m)
Top Speed [km/h] (Section)	65.0 (1200m)
Race State	Finished



DoombenProfessional
Race 6: XXXX GOLD Class 5 Handicap - 1660m

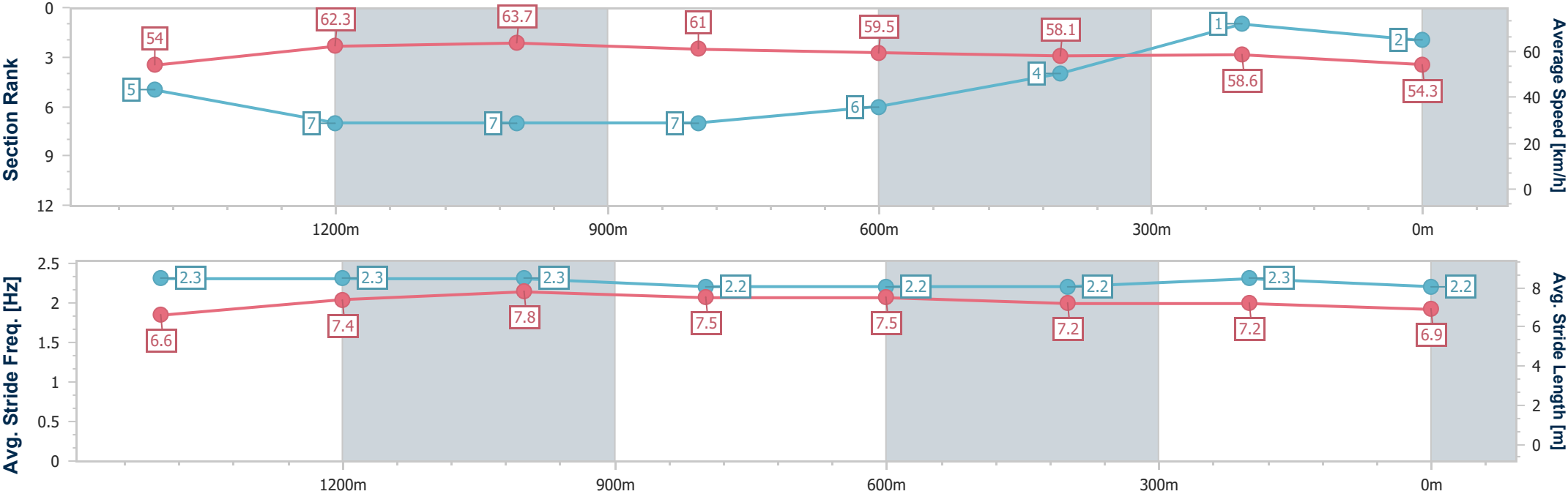
30 July 2025 - 14:53

Track Rating: Soft 5, Weather: Overcast, Rail Position: +10m Entire



BRISBANE
RACING CLUB

Section	Overall	1400m	1200m	1000m	800m	600m	400m	200m					
Section Times	1:41.44 [2] (0:17.36)	1:24.08 [5] (0:11.65)	1:12.43 [7] (0:11.31)	1:01.12 [7] (0:11.78)	0:49.34 [7] (0:11.82)	0:37.52 [6] (0:12.13)	0:25.39 [4] (0:12.14)	0:13.25 [1] (0:13.25)					
Average Speed [km/h]	54.0	62.3	63.7	61.0	59.5	58.1	58.6	54.3					
Top Speed [km/h]	64.9	64.8	65.0	61.8	60.3	58.7	59.6	56.6					
Avg. Dist. to Rail [m]	4.6	1.5	0.9	1.2	4.3	3.7	4.0	0.8					
Avg. Stride Freq. [Hz]	2.3	2.3	2.3	2.2	2.2	2.2	2.3	2.2					
Avg. Stride Length [m]	6.6	7.4	7.8	7.5	7.5	7.2	7.2	6.9					





Horse/Jockey Name	October
Final Rank	3
Fastest Section Time (Section)	0:11.27 (1200m)
Top Speed [km/h] (Section)	65.3 (1200m)
Race State	Finished



DoombenProfessional
Race 6: XXXX GOLD Class 5 Handicap - 1660m

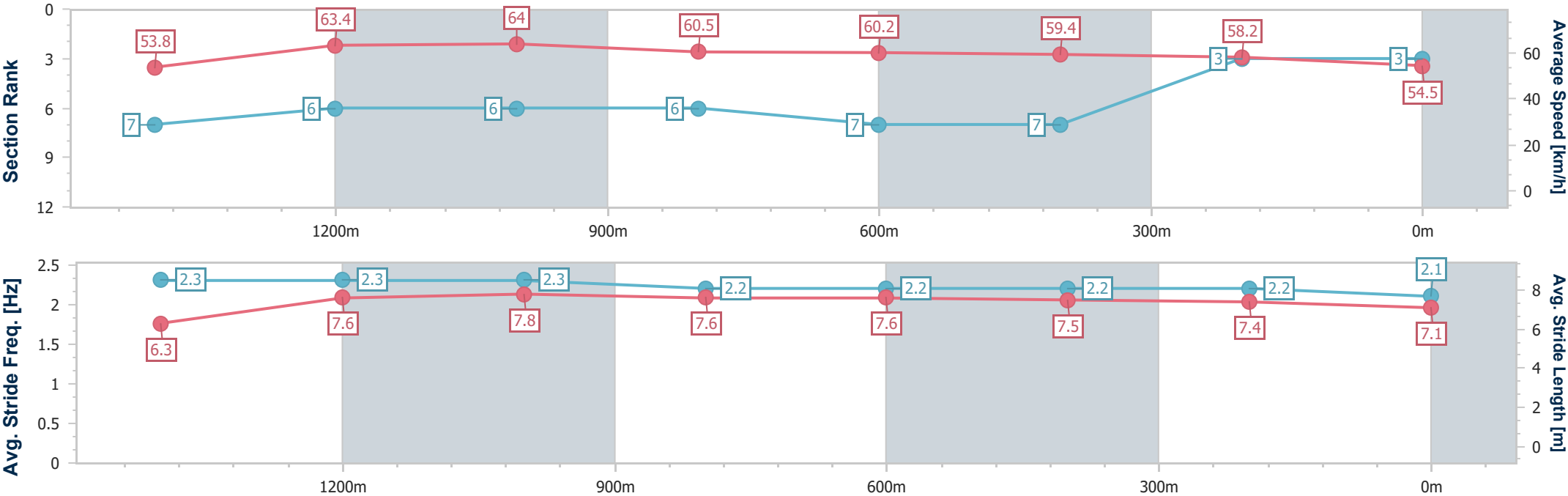
30 July 2025 - 14:53

Track Rating: Soft 5, Weather: Overcast, Rail Position: +10m Entire



BRISBANE
RACING CLUB

Section	Overall	1400m	1200m	1000m	800m	600m	400m	200m					
Section Times	1:41.85 [3] (0:17.41)	1:24.44 [7] (0:11.39)	1:13.05 [6] (0:11.27)	1:01.78 [6] (0:11.92)	0:49.86 [6] (0:12.04)	0:37.82 [7] (0:12.20)	0:25.62 [7] (0:12.37)	0:13.25 [3] (0:13.25)					
Average Speed [km/h]	53.8	63.4	64.0	60.5	60.2	59.4	58.2	54.5					
Top Speed [km/h]	64.4	65.0	65.3	61.8	60.8	60.0	59.4	57.2					
Avg. Dist. to Rail [m]	0.5	0.5	0.6	0.7	1.1	1.1	1.6	1.5					
Avg. Stride Freq. [Hz]	2.3	2.3	2.3	2.2	2.2	2.2	2.2	2.1					
Avg. Stride Length [m]	6.3	7.6	7.8	7.6	7.6	7.5	7.4	7.1					





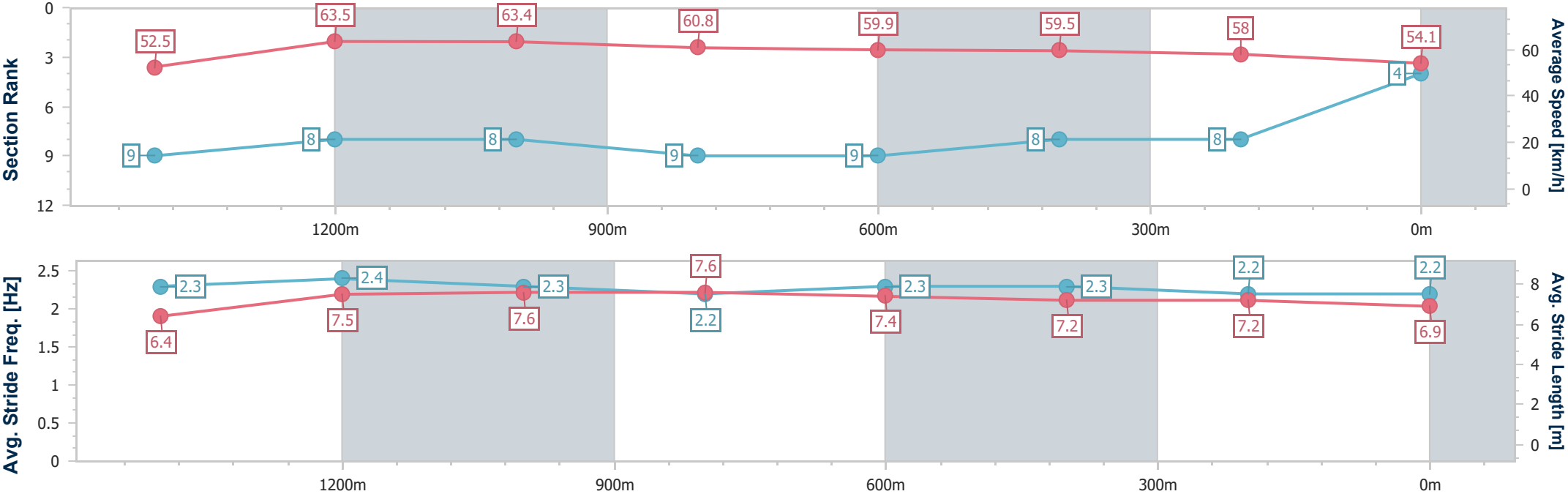
Horse/Jockey Name	Wonderland Star
Final Rank	4
Fastest Section Time (Section)	0:11.32 (1400m)
Top Speed [km/h] (Section)	64.5 (1400m)
Race State	Finished



DoombenProfessional
Race 6: XXXX GOLD Class 5 Handicap - 1660m
30 July 2025 - 14:53
Track Rating: Soft 5, Weather: Overcast, Rail Position: +10m Entire



Section	Overall	1400m	1200m	1000m	800m	600m	400m	200m					
Section Times	1:42.14 [4] (0:17.73)	1:24.41 [9] (0:11.32)	1:13.09 [8] (0:11.32)	1:01.77 [8] (0:11.90)	0:49.87 [9] (0:12.07)	0:37.80 [9] (0:12.09)	0:25.71 [8] (0:12.41)	0:13.30 [8] (0:13.30)					
Average Speed [km/h]	52.5	63.5	63.4	60.8	59.9	59.5	58.0	54.1					
Top Speed [km/h]	63.4	64.5	64.3	62.3	60.8	60.7	59.1	56.9					
Avg. Dist. to Rail [m]	2.2	0.9	1.0	1.2	1.1	0.7	0.7	1.1					
Avg. Stride Freq. [Hz]	2.3	2.4	2.3	2.2	2.3	2.3	2.2	2.2					
Avg. Stride Length [m]	6.4	7.5	7.6	7.6	7.4	7.2	7.2	6.9					





Horse/Jockey Name	Diana's Affair
Final Rank	5
Fastest Section Time (Section)	0:11.30 (1400m)
Top Speed [km/h] (Section)	66.5 (1400m)
Race State	Finished



DoombenProfessional
Race 6: XXXX GOLD Class 5 Handicap - 1660m

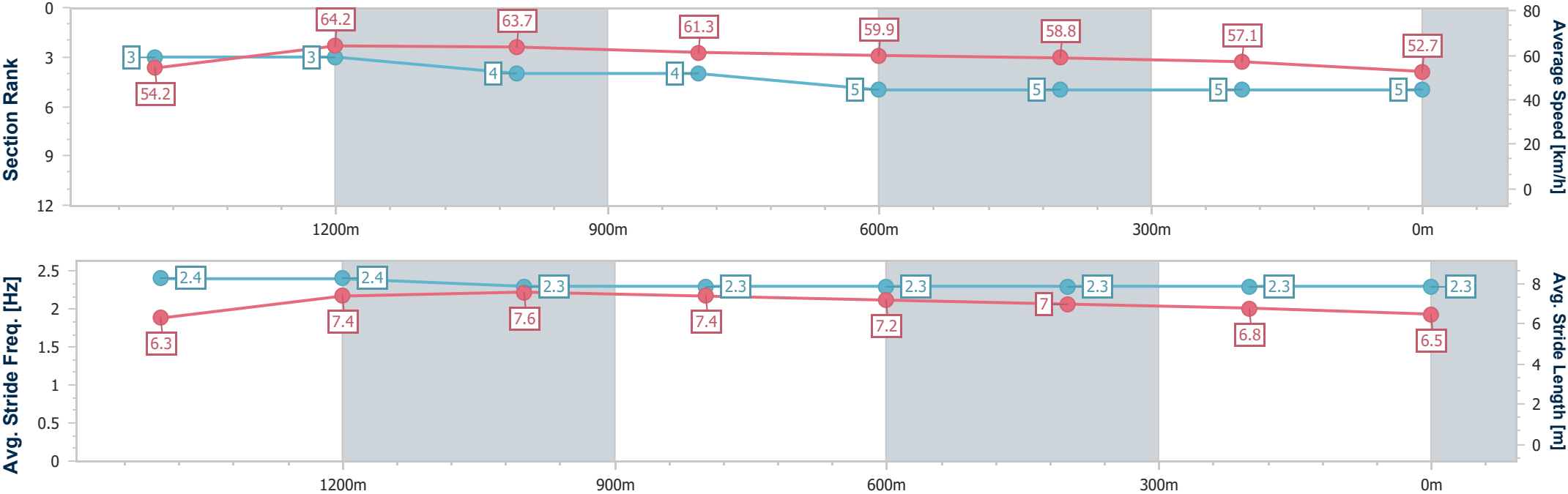
30 July 2025 - 14:53

Track Rating: Soft 5, Weather: Overcast, Rail Position: +10m Entire



BRISBANE
RACING CLUB

Section	Overall	1400m	1200m	1000m	800m	600m	400m	200m					
Section Times	1:42.38 [5] (0:17.24)	1:25.14 [3] (0:11.30)	1:13.84 [3] (0:11.30)	1:02.54 [4] (0:11.81)	0:50.73 [4] (0:12.12)	0:38.61 [5] (0:12.32)	0:26.29 [5] (0:12.58)	0:13.71 [5] (0:13.71)					
Average Speed [km/h]	54.2	64.2	63.7	61.3	59.9	58.8	57.1	52.7					
Top Speed [km/h]	63.7	66.5	64.8	63.9	60.8	60.1	58.2	55.5					
Avg. Dist. to Rail [m]	1.3	1.4	3.2	1.9	1.8	0.9	2.9	4.4					
Avg. Stride Freq. [Hz]	2.4	2.4	2.3	2.3	2.3	2.3	2.3	2.3					
Avg. Stride Length [m]	6.3	7.4	7.6	7.4	7.2	7.0	6.8	6.5					





Horse/Jockey Name	Sian Star
Final Rank	6
Fastest Section Time (Section)	0:11.35 (1200m)
Top Speed [km/h] (Section)	64.1 (1200m)
Race State	Finished



DoombenProfessional
Race 6: XXXX GOLD Class 5 Handicap - 1660m

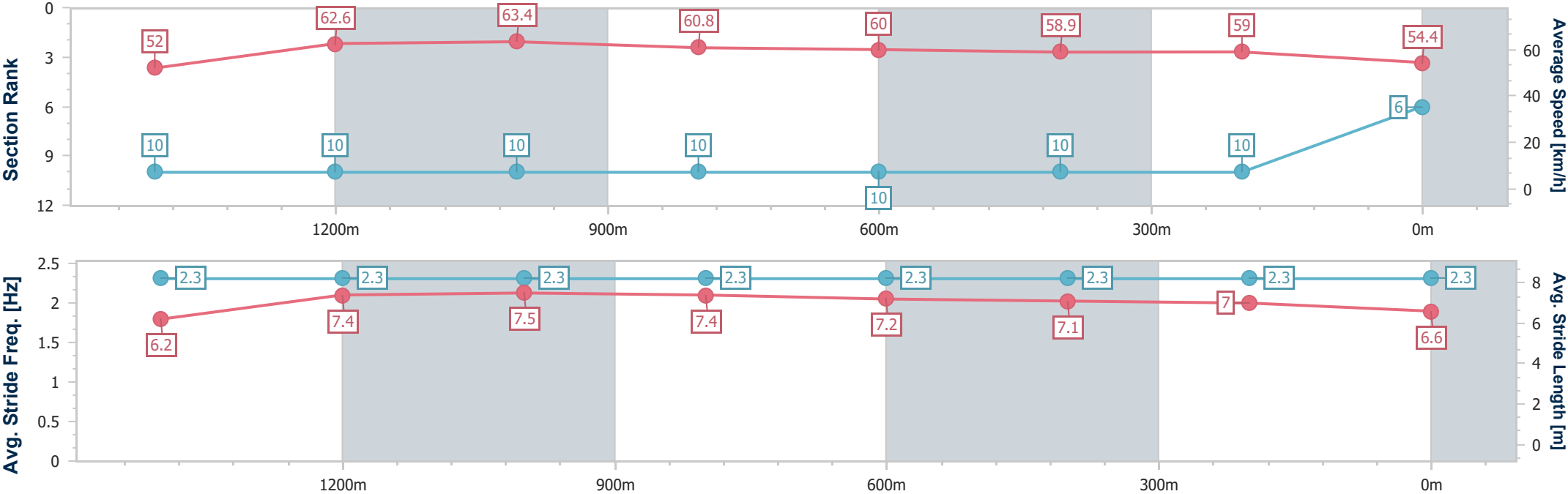
30 July 2025 - 14:53

Track Rating: Soft 5, Weather: Overcast, Rail Position: +10m Entire



BRISBANE
RACING CLUB

Section	Overall	1400m	1200m	1000m	800m	600m	400m	200m					
Section Times	1:42.44 [6] (0:17.97)	1:24.47 [10] (0:11.49)	1:12.98 [10] (0:11.35)	1:01.63 [10] (0:11.92)	0:49.71 [10] (0:12.05)	0:37.66 [10] (0:12.26)	0:25.40 [10] (0:12.20)	0:13.20 [10] (0:13.20)					
Average Speed [km/h]	52.0	62.6	63.4	60.8	60.0	58.9	59.0	54.4					
Top Speed [km/h]	62.9	63.4	64.1	63.2	60.9	60.0	59.9	57.8					
Avg. Dist. to Rail [m]	1.0	0.4	1.4	1.6	1.2	1.2	2.4	6.4					
Avg. Stride Freq. [Hz]	2.3	2.3	2.3	2.3	2.3	2.3	2.3	2.3					
Avg. Stride Length [m]	6.2	7.4	7.5	7.4	7.2	7.1	7.0	6.6					





Horse/Jockey Name	Googaz
Final Rank	7
Fastest Section Time (Section)	0:11.26 (1400m)
Top Speed [km/h] (Section)	65.1 (1000m)
Race State	Finished



DoombenProfessional
Race 6: XXXX GOLD Class 5 Handicap - 1660m

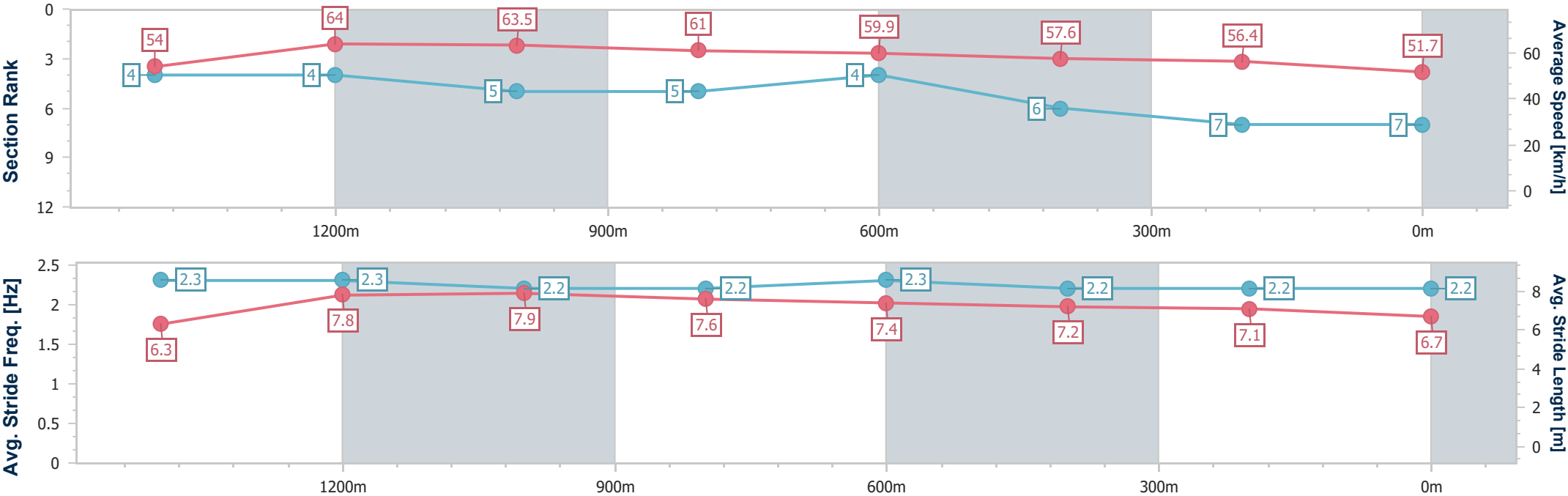
30 July 2025 - 14:53

Track Rating: Soft 5, Weather: Overcast, Rail Position: +10m Entire



BRISBANE
RACING CLUB

Section	Overall	1400m	1200m	1000m	800m	600m	400m	200m					
Section Times	1:42.74 [7] (0:17.30)	1:25.44 [4] (0:11.26)	1:14.18 [4] (0:11.34)	1:02.84 [5] (0:11.80)	0:51.04 [5] (0:11.98)	0:39.06 [4] (0:12.43)	0:26.63 [6] (0:12.70)	0:13.93 [7] (0:13.93)					
Average Speed [km/h]	54.0	64.0	63.5	61.0	59.9	57.6	56.4	51.7					
Top Speed [km/h]	63.8	65.0	64.9	65.1	61.0	60.6	58.2	53.9					
Avg. Dist. to Rail [m]	1.1	0.3	0.5	0.5	0.5	1.3	1.6	0.4					
Avg. Stride Freq. [Hz]	2.3	2.3	2.2	2.2	2.3	2.2	2.2	2.2					
Avg. Stride Length [m]	6.3	7.8	7.9	7.6	7.4	7.2	7.1	6.7					





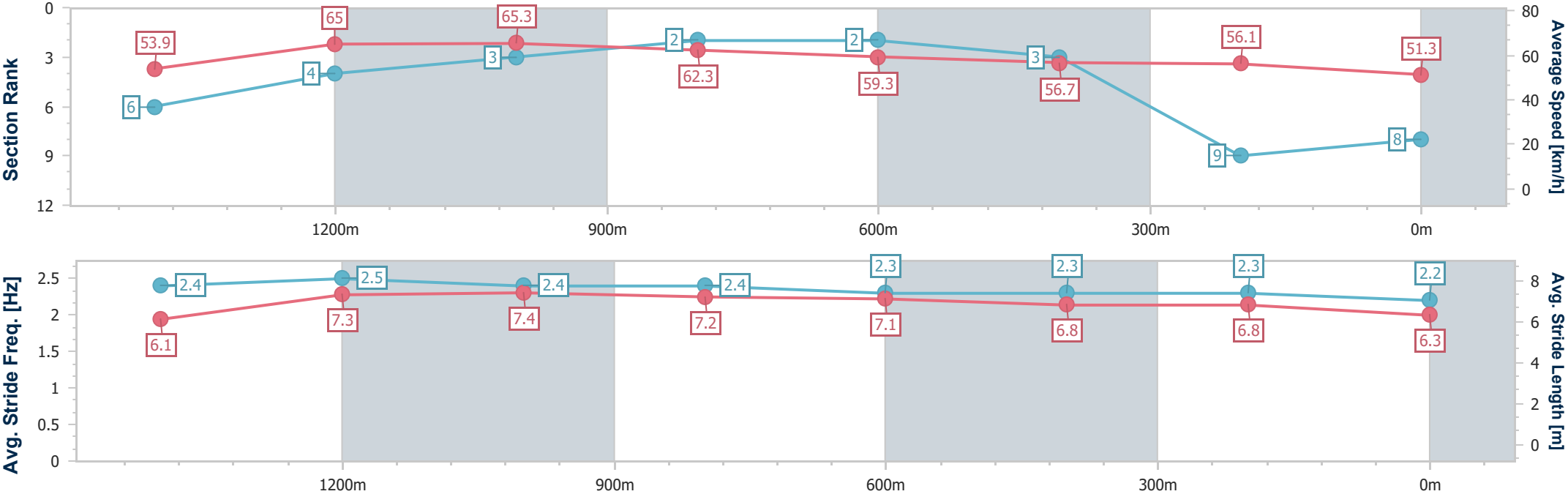
Horse/Jockey Name	Itza Charmdeel
Final Rank	8
Fastest Section Time (Section)	0:11.03 (1200m)
Top Speed [km/h] (Section)	67.2 (1200m)
Race State	Finished



DoombenProfessional
Race 6: XXXX GOLD Class 5 Handicap - 1660m
30 July 2025 - 14:53
Track Rating: Soft 5, Weather: Overcast, Rail Position: +10m Entire



Section	Overall	1400m	1200m	1000m	800m	600m	400m	200m					
Section Times	1:42.89 [8] (0:17.38)	1:25.51 [6] (0:11.18)	1:14.33 [4] (0:11.03)	1:03.30 [3] (0:11.59)	0:51.71 [2] (0:12.15)	0:39.56 [2] (0:12.69)	0:26.87 [3] (0:12.83)	0:14.04 [9] (0:14.04)					
Average Speed [km/h]	53.9	65.0	65.3	62.3	59.3	56.7	56.1	51.3					
Top Speed [km/h]	65.7	66.2	67.2	64.8	61.1	58.4	57.2	55.0					
Avg. Dist. to Rail [m]	2.7	1.8	2.4	1.9	0.3	0.4	0.7	2.0					
Avg. Stride Freq. [Hz]	2.4	2.5	2.4	2.4	2.3	2.3	2.3	2.2					
Avg. Stride Length [m]	6.1	7.3	7.4	7.2	7.1	6.8	6.8	6.3					





Horse/Jockey Name	Drialle
Final Rank	9
Fastest Section Time (Section)	0:11.10 (1400m)
Top Speed [km/h] (Section)	64.7 (1400m)
Race State	Finished



DoombenProfessional
Race 6: XXXX GOLD Class 5 Handicap - 1660m

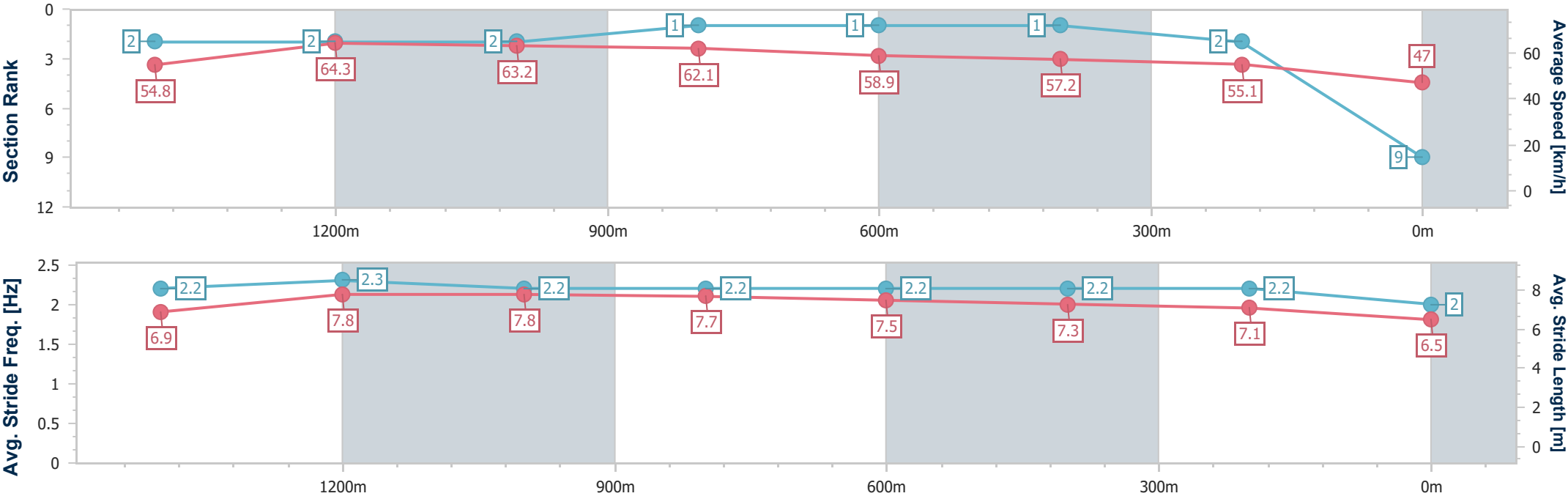
30 July 2025 - 14:53

Track Rating: Soft 5, Weather: Overcast, Rail Position: +10m Entire



BRISBANE
RACING CLUB

Section	Overall	1400m	1200m	1000m	800m	600m	400m	200m					
Section Times	1:43.68 [9] (0:17.03)	1:26.65 [2] (0:11.10)	1:15.55 [2] (0:11.35)	1:04.20 [2] (0:11.55)	0:52.65 [1] (0:12.04)	0:40.61 [1] (0:12.38)	0:28.23 [1] (0:12.97)	0:15.26 [2] (0:15.26)					
Average Speed [km/h]	54.8	64.3	63.2	62.1	58.9	57.2	55.1	47.0					
Top Speed [km/h]	63.7	64.7	64.7	64.1	59.8	57.9	56.8	51.0					
Avg. Dist. to Rail [m]	2.2	2.0	2.1	1.4	3.0	3.4	2.6	0.7					
Avg. Stride Freq. [Hz]	2.2	2.3	2.2	2.2	2.2	2.2	2.2	2.0					
Avg. Stride Length [m]	6.9	7.8	7.8	7.7	7.5	7.3	7.1	6.5					





Horse/Jockey Name	Whistling Spirit
Final Rank	10
Fastest Section Time (Section)	0:11.17 (1400m)
Top Speed [km/h] (Section)	66.8 (Overall)
Race State	Finished



DoombenProfessional
Race 6: XXXX GOLD Class 5 Handicap - 1660m

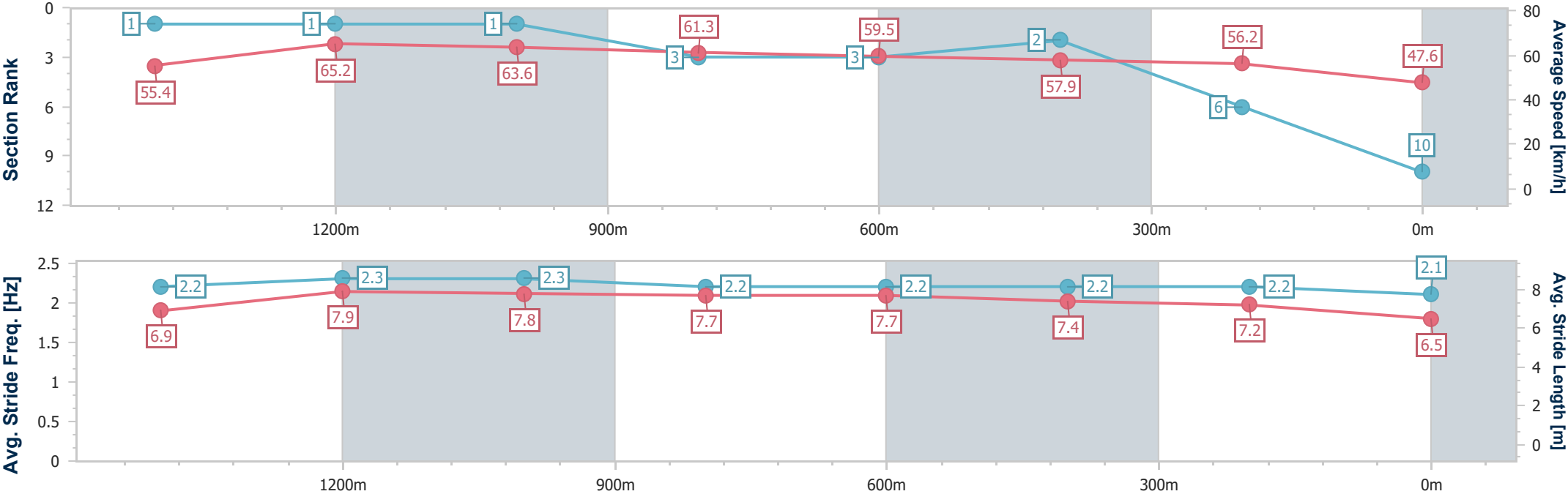
30 July 2025 - 14:53

Track Rating: Soft 5, Weather: Overcast, Rail Position: +10m Entire



BRISBANE
RACING CLUB

Section	Overall	1400m	1200m	1000m	800m	600m	400m	200m					
Section Times	1:43.89 [10] (0:16.92)	1:26.97 [1] (0:11.17)	1:15.80 [1] (0:11.31)	1:04.49 [1] (0:11.83)	0:52.66 [3] (0:12.23)	0:40.43 [3] (0:12.54)	0:27.89 [2] (0:12.80)	0:15.09 [6] (0:15.09)					
Average Speed [km/h]	55.4	65.2	63.6	61.3	59.5	57.9	56.2	47.6					
Top Speed [km/h]	66.8	66.1	65.5	63.6	60.4	59.7	57.4	53.7					
Avg. Dist. to Rail [m]	2.4	1.5	2.0	2.5	2.1	1.6	1.3	3.7					
Avg. Stride Freq. [Hz]	2.2	2.3	2.3	2.2	2.2	2.2	2.2	2.1					
Avg. Stride Length [m]	6.9	7.9	7.8	7.7	7.7	7.4	7.2	6.5					





DoombenProfessional

Race 7: SKY RACING BENCHMARK 70 Handicap - 1200m

30 July 2025 - 15:29



BRISBANE
RACING CLUB

Track Rating: Soft 5, Weather: Overcast, Rail Position: +10m Entire

Section		Field Times			Overall	1000m	800m	600m	400m	200m	Last 600m		
					1:10.87 (0:13.31)	0:57.56 (0:10.69)	0:46.87 (0:11.27)	0:35.60 (0:11.47)	0:24.13 (0:11.50)	0:12.63 (0:12.63)	0:35.60		
Rank	TAB	Horse/Jockey	Barrier	Top Speed [km/h]	Fastest Section						Margin	Distance Travelled [m]	
1	17	BRIGHT BLONDE	4	66.9	0:10.95	1:10.87 [1]	0:57.37 [4]	0:46.42 [4]	0:35.16 [4]	0:23.69 [5]	0:12.24 [5]	1:10.87	0:35.16
		Georgina Cartwright		1000m	1000m	(0:13.50)	(0:10.95)	(0:11.26)	(0:11.47)	(0:11.45)	(0:12.24)		
2	6	CERTAINLYCAN	1	69.7	0:10.69	1:10.91 [2]	0:57.60 [1]	0:46.91 [1]	0:35.64 [1]	0:24.17 [1]	0:12.67 [1]	0.21L	0:35.64
		Angela Jones		1000m	1000m	(0:13.31)	(0:10.69)	(0:11.27)	(0:11.47)	(0:11.50)	(0:12.67)		-2
3	8	MILTON ROAD	11	67.6	0:11.00	1:11.04 [3]	0:57.23 [6]	0:46.23 [7]	0:35.13 [7]	0:23.78 [6]	0:12.47 [3]	1L	0:35.13
		Cobi Vitler		800m	1000m	(0:13.81)	(0:11.00)	(0:11.10)	(0:11.35)	(0:11.31)	(0:12.47)		+8
4	11	YENDY	5	68.3	0:10.88	1:11.16 [4]	0:57.45 [5]	0:46.57 [5]	0:35.39 [5]	0:24.11 [3]	0:12.55 [4]	1.72L	0:35.39
		Cejay Graham		1000m	1000m	(0:13.71)	(0:10.88)	(0:11.18)	(0:11.28)	(0:11.56)	(0:12.55)		-1
5	12	ONE BEAT NO BEAT	9	68.8	0:11.02	1:11.39 [5]	0:57.32 [10]	0:46.30 [10]	0:35.07 [10]	0:23.69 [10]	0:12.28 [9]	3.05L	0:35.07
		Andrew Mallyon		1000m	1000m	(0:14.07)	(0:11.02)	(0:11.23)	(0:11.38)	(0:11.41)	(0:12.28)		+3
6	14	GELATIN	3	70.6	0:10.64	1:11.47 [6]	0:58.11 [2]	0:47.47 [1]	0:35.96 [2]	0:24.61 [2]	0:12.91 [2]	3.53L	0:35.96
		Emily Lang		1000m	1000m	(0:13.36)	(0:10.64)	(0:11.51)	(0:11.35)	(0:11.70)	(0:12.91)		+3
7	2	DRANG A TANG	2	69.1	0:10.84	1:11.50 [7]	0:58.02 [3]	0:47.18 [3]	0:35.88 [3]	0:24.42 [4]	0:12.80 [6]	3.73L	0:35.88
		Bailey Wheeler		1000m	1000m	(0:13.48)	(0:10.84)	(0:11.30)	(0:11.46)	(0:11.62)	(0:12.80)		+0
8	9	TRANQUIL BAY	10	66.1	0:11.08	1:11.60 [8]	0:57.46 [11]	0:46.32 [11]	0:35.24 [11]	0:23.81 [11]	0:12.35 [10]	4.3L	0:35.24
		Jake Bayliss		800m	800m	(0:14.14)	(0:11.14)	(0:11.08)	(0:11.43)	(0:11.46)	(0:12.35)		+6
9	4	LION CLASS	6	67.8	0:10.83	1:11.67 [9]	0:57.76 [8]	0:46.93 [6]	0:35.77 [6]	0:24.24 [7]	0:12.66 [7]	4.73L	0:35.77
		Adin Thompson		1000m	1000m	(0:13.91)	(0:10.83)	(0:11.16)	(0:11.53)	(0:11.58)	(0:12.66)		+5
10	13	GREAT ASPIRATIONS	8	66.8	0:10.95	1:11.79 [10]	0:57.91 [7]	0:46.96 [8]	0:35.76 [8]	0:24.33 [8]	0:12.73 [8]	5.44L	0:35.76
		Ryan Maloney		Overall	1000m	(0:13.88)	(0:10.95)	(0:11.20)	(0:11.43)	(0:11.60)	(0:12.73)		+3

Scratched: Keep Safe (#7), Billionair Baby (#1), Board Member (#10), Cinque Terre (#3), Alectrona (#5), Grammar Lad (#16)

Report Created: Wed 30 July 2025 15:43 GMT+10 (Note: Timing is based on position data)

Page 1/13

[] Ranking at each section and finish
-:-:- No data available at this section
NA No data available

SCN Saddle cloth number
DNF Did not finish
DNT Did not track

data processed by  TRIPLESDATA



DoombenProfessional

Race 7: SKY RACING BENCHMARK 70 Handicap - 1200m

30 July 2025 - 15:29



BRISBANE
RACING CLUB

Track Rating: Soft 5, Weather: Overcast, Rail Position: +10m Entire

Section					Overall	1000m	800m	600m	400m	200m	Last 600m			
Field Times					1:10.87 (0:13.31)	0:57.56 (0:10.69)	0:46.87 (0:11.27)	0:35.60 (0:11.47)	0:24.13 (0:11.50)	0:12.63 (0:12.63)	0:35.60			
Rank	TAB	Horse/Jockey	Barrier	Top Speed [km/h]	Fastest Section						Margin	Distance Travelled [m]		
11	15	KEY LEGEND	7	68.2	0:10.99	1:12.63 [11]	0:58.64 [9]	0:47.65 [9]	0:36.50 [9]	0:25.07 [9]	0:13.25 [11]	10.34L	0:36.50	+9
		Damien Thornton		1000m	1000m	(0:13.99)	(0:10.99)	(0:11.15)	(0:11.43)	(0:11.82)	(0:13.25)			

Scratched: Keep Safe (#7), Billionair Baby (#1), Board Member (#10), Cinque Terre (#3), Alectrone (#5), Grammar Lad (#16)



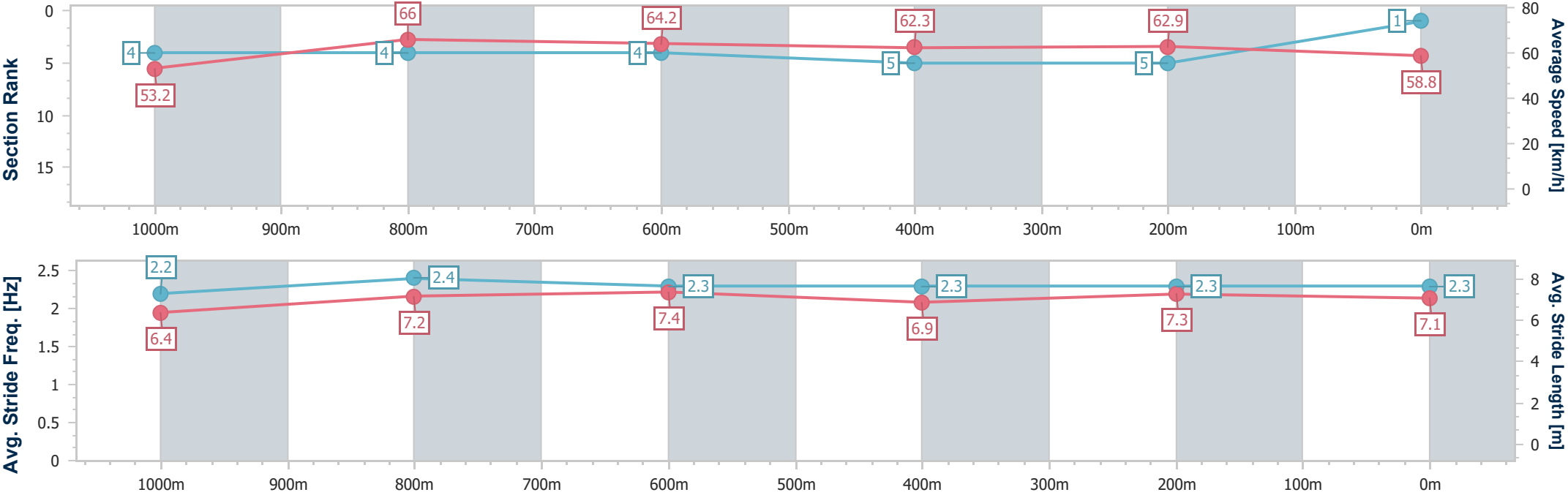
Horse/Jockey Name	Bright Blonde
Final Rank	1
Fastest Section Time (Section)	0:10.95 (1000m)
Top Speed [km/h] (Section)	66.9 (1000m)
Race State	Finished



DoombenProfessional
Race 7: SKY RACING BENCHMARK 70 Handicap - 1200m
30 July 2025 - 15:29
Track Rating: Soft 5, Weather: Overcast, Rail Position: +10m Entire



Section	Overall	1000m	800m	600m	400m	200m							
Section Times	1:10.87 [1] (0:13.50)	0:57.37 [4] (0:10.95)	0:46.42 [4] (0:11.26)	0:35.16 [4] (0:11.47)	0:23.69 [5] (0:11.45)	0:12.24 [5] (0:12.24)							
Average Speed [km/h]	53.2	66.0	64.2	62.3	62.9	58.8							
Top Speed [km/h]	66.2	66.9	66.1	64.1	64.2	61.8							
Avg. Dist. to Rail [m]	3.6	0.9	0.4	0.8	0.5	0.7							
Avg. Stride Freq. [Hz]	2.2	2.4	2.3	2.3	2.3	2.3							
Avg. Stride Length [m]	6.4	7.2	7.4	6.9	7.3	7.1							





Horse/Jockey Name	Certainlycan
Final Rank	2
Fastest Section Time (Section)	0:10.69 (1000m)
Top Speed [km/h] (Section)	69.7 (1000m)
Race State	Finished

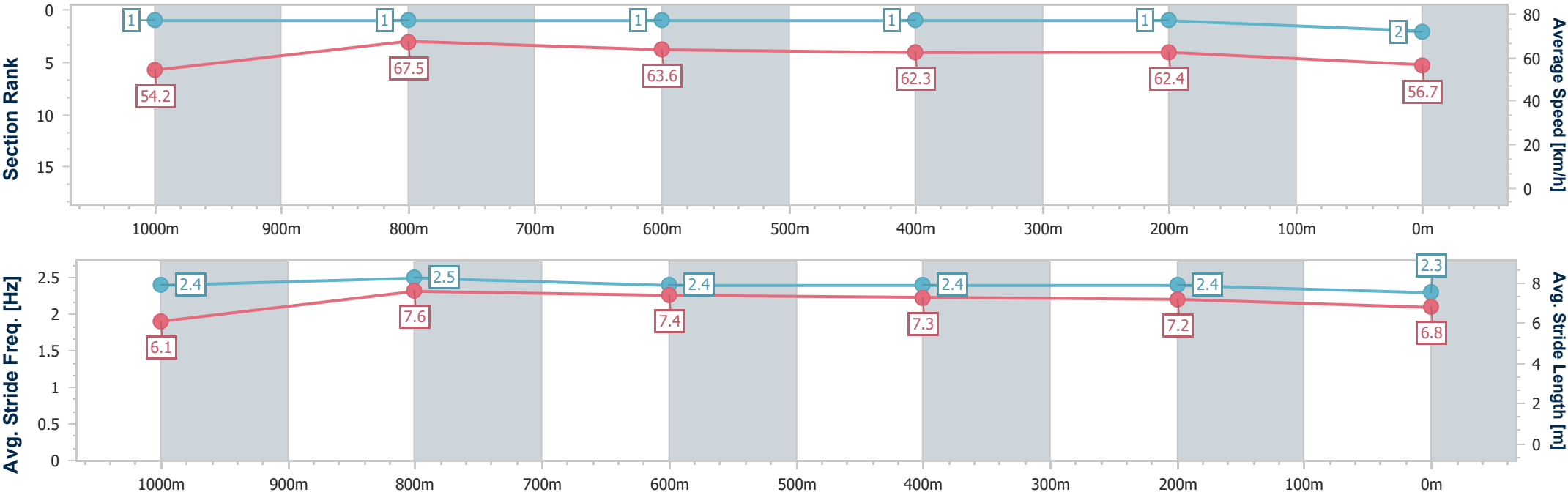


DoombenProfessional
Race 7: SKY RACING BENCHMARK 70 Handicap - 1200m
30 July 2025 - 15:29
Track Rating: Soft 5, Weather: Overcast, Rail Position: +10m Entire



BRISBANE
RACING CLUB

Section	Overall	1000m	800m	600m	400m	200m								
Section Times	1:10.91 [2] (0:13.31)	0:57.60 [1] (0:10.69)	0:46.91 [1] (0:11.27)	0:35.64 [1] (0:11.47)	0:24.17 [1] (0:11.50)	0:12.67 [1] (0:12.67)								
Average Speed [km/h]	54.2	67.5	63.6	62.3	62.4	56.7								
Top Speed [km/h]	69.4	69.7	64.6	63.6	63.1	61.0								
Avg. Dist. to Rail [m]	0.5	0.2	0.7	1.3	2.0	1.9								
Avg. Stride Freq. [Hz]	2.4	2.5	2.4	2.4	2.4	2.3								
Avg. Stride Length [m]	6.1	7.6	7.4	7.3	7.2	6.8								





Horse/Jockey Name	Milton Road
Final Rank	3
Fastest Section Time (Section)	0:11.00 (1000m)
Top Speed [km/h] (Section)	67.6 (800m)
Race State	Finished

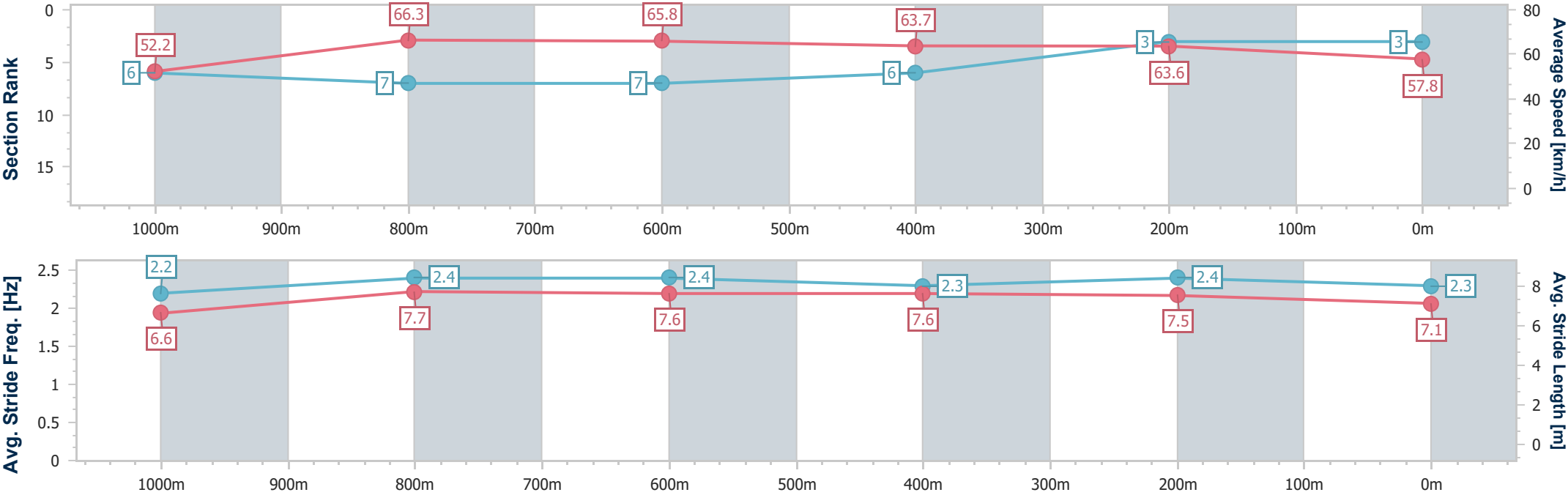


DoombenProfessional
Race 7: SKY RACING BENCHMARK 70 Handicap - 1200m
30 July 2025 - 15:29
Track Rating: Soft 5, Weather: Overcast, Rail Position: +10m Entire



BRISBANE
RACING CLUB

Section	Overall	1000m	800m	600m	400m	200m								
Section Times	1:11.04 [3] (0:13.81)	0:57.23 [6] (0:11.00)	0:46.23 [7] (0:11.10)	0:35.13 [7] (0:11.35)	0:23.78 [6] (0:11.31)	0:12.47 [3] (0:12.47)								
Average Speed [km/h]	52.2	66.3	65.8	63.7	63.6	57.8								
Top Speed [km/h]	66.0	67.5	67.6	64.6	64.9	62.0								
Avg. Dist. to Rail [m]	8.6	4.4	2.9	0.7	1.5	3.4								
Avg. Stride Freq. [Hz]	2.2	2.4	2.4	2.3	2.4	2.3								
Avg. Stride Length [m]	6.6	7.7	7.6	7.6	7.5	7.1								





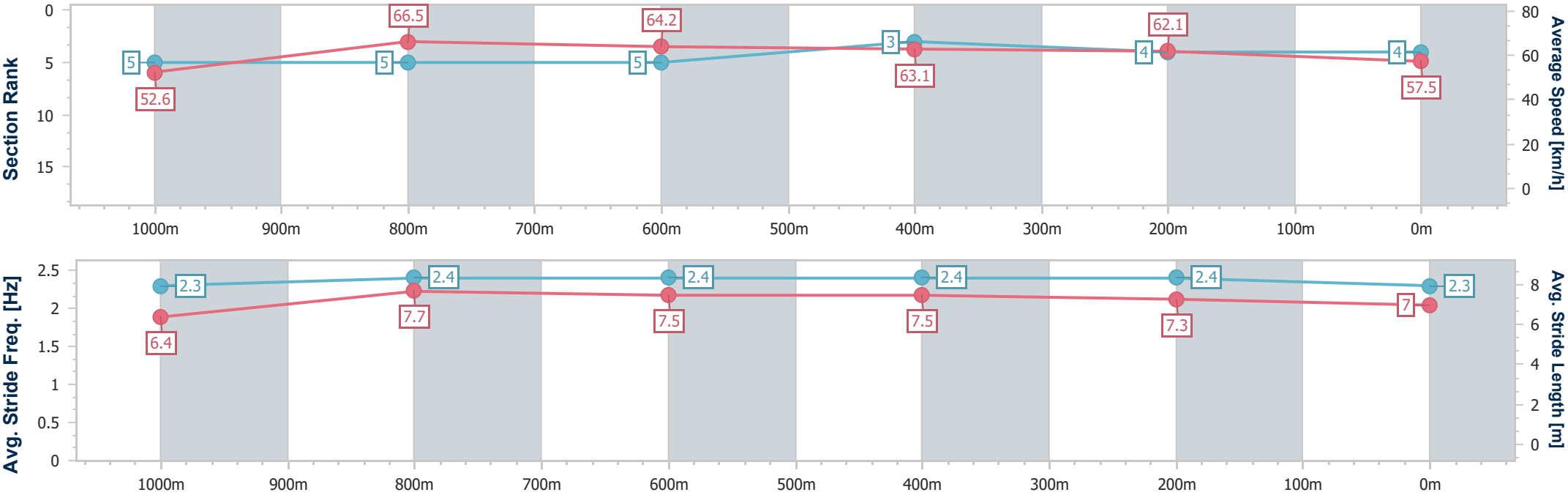
Horse/Jockey Name	Yendy
Final Rank	4
Fastest Section Time (Section)	0:10.88 (1000m)
Top Speed [km/h] (Section)	68.3 (1000m)
Race State	Finished



DoombenProfessional
Race 7: SKY RACING BENCHMARK 70 Handicap - 1200m
30 July 2025 - 15:29
Track Rating: Soft 5, Weather: Overcast, Rail Position: +10m Entire



Section	Overall	1000m	800m	600m	400m	200m							
Section Times	1:11.16 [4] (0:13.71)	0:57.45 [5] (0:10.88)	0:46.57 [5] (0:11.18)	0:35.39 [5] (0:11.28)	0:24.11 [3] (0:11.56)	0:12.55 [4] (0:12.55)							
Average Speed [km/h]	52.6	66.5	64.2	63.1	62.1	57.5							
Top Speed [km/h]	66.1	68.3	66.8	65.0	64.1	61.1							
Avg. Dist. to Rail [m]	4.2	1.8	0.7	2.2	1.2	1.9							
Avg. Stride Freq. [Hz]	2.3	2.4	2.4	2.4	2.4	2.3							
Avg. Stride Length [m]	6.4	7.7	7.5	7.5	7.3	7.0							





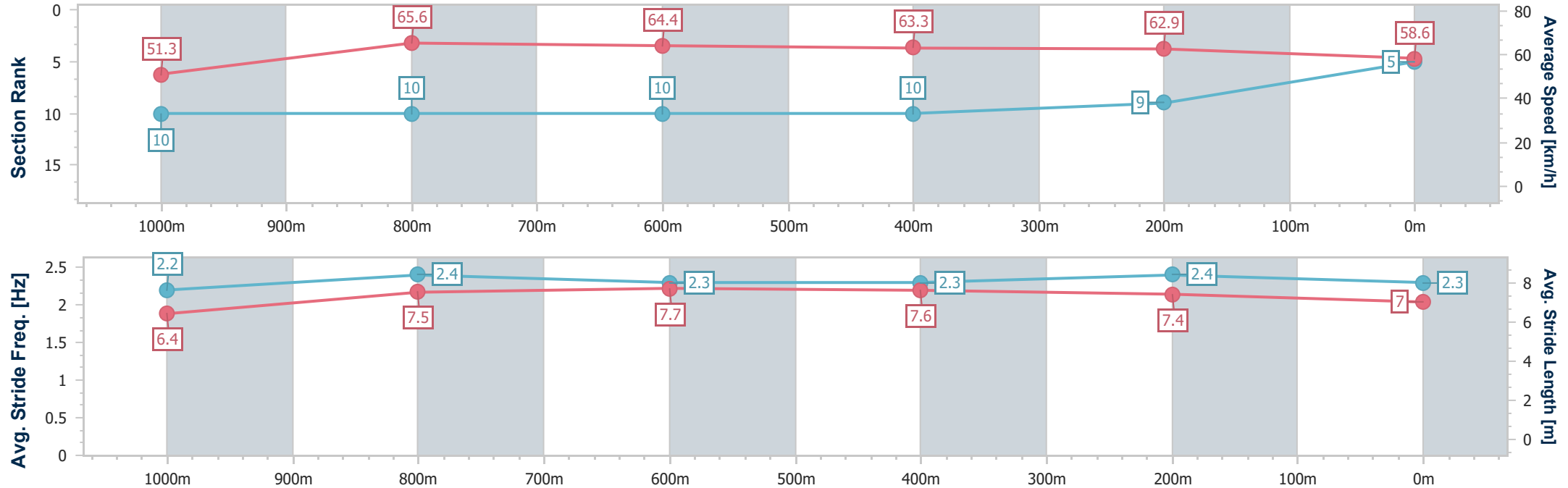
Horse/Jockey Name	One Beat No Beat
Final Rank	5
Fastest Section Time (Section)	0:11.02 (1000m)
Top Speed [km/h] (Section)	68.8 (1000m)
Race State	Finished



DoombenProfessional
Race 7: SKY RACING BENCHMARK 70 Handicap - 1200m
30 July 2025 - 15:29
Track Rating: Soft 5, Weather: Overcast, Rail Position: +10m Entire



Section	Overall	1000m	800m	600m	400m	200m							
Section Times	1:11.39 [5] (0:14.07)	0:57.32 [10] (0:11.02)	0:46.30 [10] (0:11.23)	0:35.07 [10] (0:11.38)	0:23.69 [10] (0:11.41)	0:12.28 [9] (0:12.28)							
Average Speed [km/h]	51.3	65.6	64.4	63.3	62.9	58.6							
Top Speed [km/h]	68.6	68.8	65.1	64.6	64.0	61.6							
Avg. Dist. to Rail [m]	6.1	1.8	1.5	0.5	1.5	3.7							
Avg. Stride Freq. [Hz]	2.2	2.4	2.3	2.3	2.4	2.3							
Avg. Stride Length [m]	6.4	7.5	7.7	7.6	7.4	7.0							





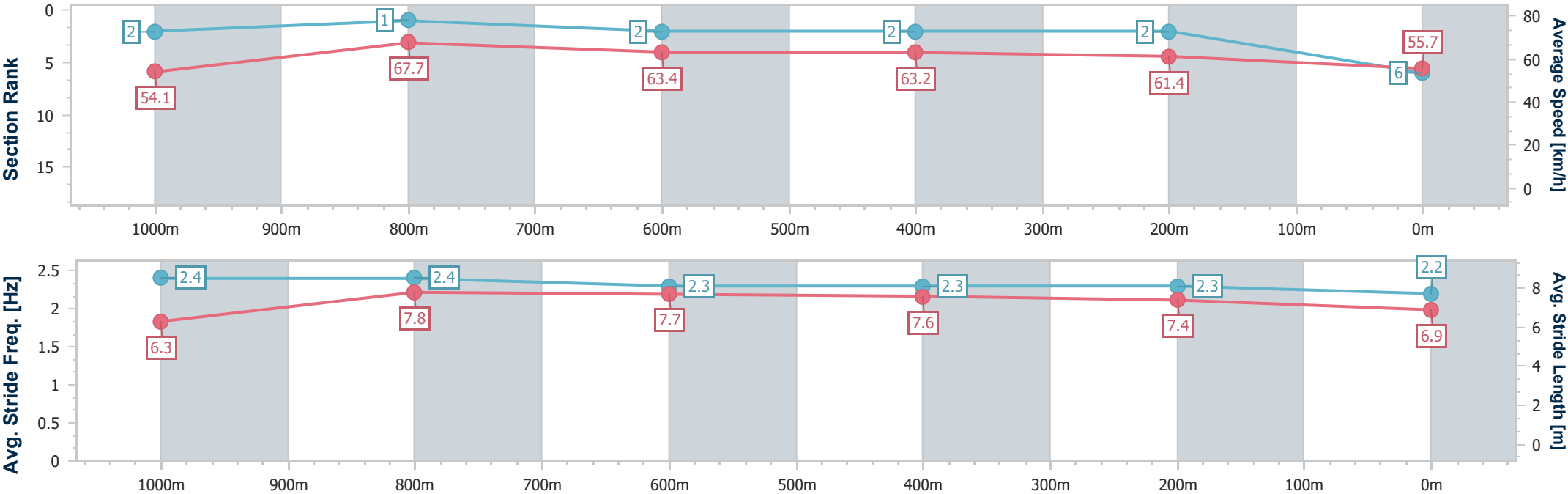
Horse/Jockey Name	Gelatin
Final Rank	6
Fastest Section Time (Section)	0:10.64 (1000m)
Top Speed [km/h] (Section)	70.6 (1000m)
Race State	Finished



DoombenProfessional
Race 7: SKY RACING BENCHMARK 70 Handicap - 1200m
30 July 2025 - 15:29
Track Rating: Soft 5, Weather: Overcast, Rail Position: +10m Entire



Section	Overall	1000m	800m	600m	400m	200m							
Section Times	1:11.47 [6] (0:13.36)	0:58.11 [2] (0:10.64)	0:47.47 [1] (0:11.51)	0:35.96 [2] (0:11.35)	0:24.61 [2] (0:11.70)	0:12.91 [2] (0:12.91)							
Average Speed [km/h]	54.1	67.7	63.4	63.2	61.4	55.7							
Top Speed [km/h]	68.8	70.6	65.8	64.5	62.2	60.0							
Avg. Dist. to Rail [m]	2.3	1.5	1.9	1.0	0.7	0.8							
Avg. Stride Freq. [Hz]	2.4	2.4	2.3	2.3	2.3	2.2							
Avg. Stride Length [m]	6.3	7.8	7.7	7.6	7.4	6.9							





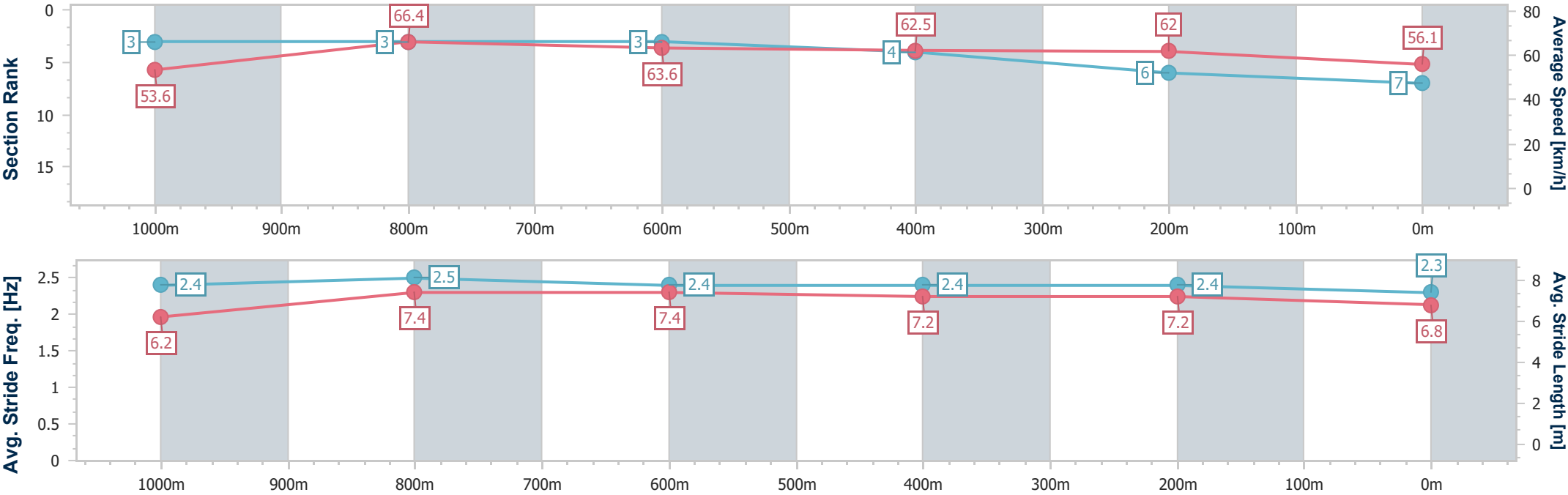
Horse/Jockey Name	Drang A Tang
Final Rank	7
Fastest Section Time (Section)	0:10.84 (1000m)
Top Speed [km/h] (Section)	69.1 (1000m)
Race State	Finished



DoombenProfessional
Race 7: SKY RACING BENCHMARK 70 Handicap - 1200m
30 July 2025 - 15:29
Track Rating: Soft 5, Weather: Overcast, Rail Position: +10m Entire



Section	Overall	1000m	800m	600m	400m	200m							
Section Times	1:11.50 [7] (0:13.48)	0:58.02 [3] (0:10.84)	0:47.18 [3] (0:11.30)	0:35.88 [3] (0:11.46)	0:24.42 [4] (0:11.62)	0:12.80 [6] (0:12.80)							
Average Speed [km/h]	53.6	66.4	63.6	62.5	62.0	56.1							
Top Speed [km/h]	68.9	69.1	65.4	63.6	63.8	60.4							
Avg. Dist. to Rail [m]	1.4	1.0	0.4	0.9	0.8	1.5							
Avg. Stride Freq. [Hz]	2.4	2.5	2.4	2.4	2.4	2.3							
Avg. Stride Length [m]	6.2	7.4	7.4	7.2	7.2	6.8							





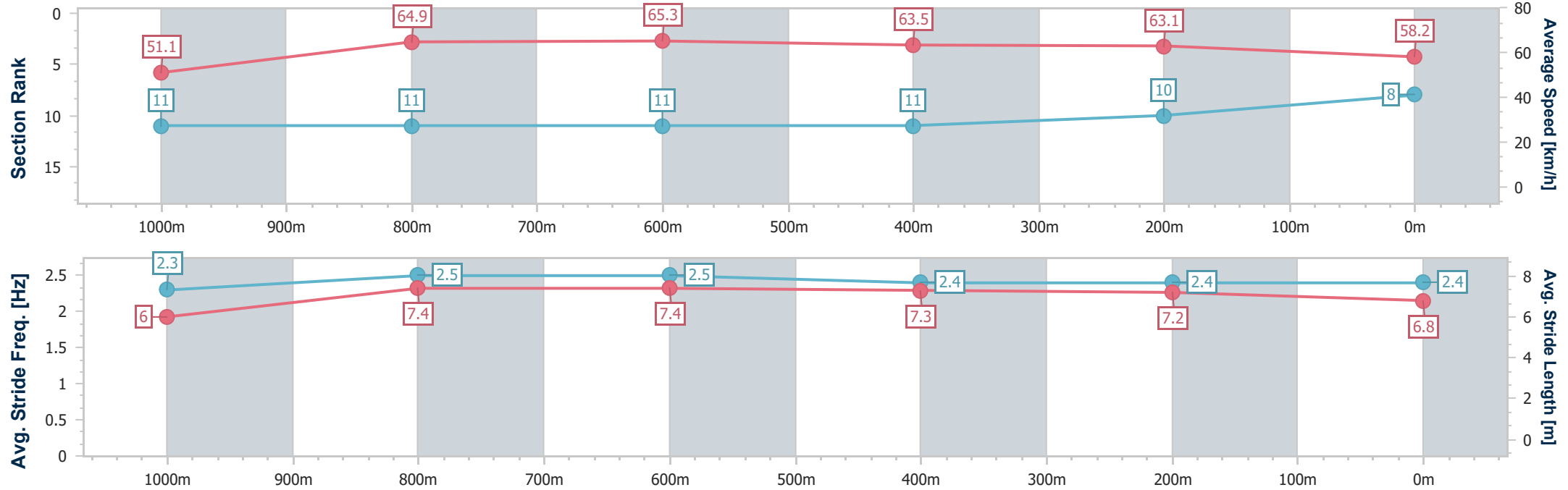
Horse/Jockey Name	Tranquil Bay
Final Rank	8
Fastest Section Time (Section)	0:11.08 (800m)
Top Speed [km/h] (Section)	66.1 (800m)
Race State	Finished



DoombenProfessional
Race 7: SKY RACING BENCHMARK 70 Handicap - 1200m
30 July 2025 - 15:29
Track Rating: Soft 5, Weather: Overcast, Rail Position: +10m Entire



Section	Overall	1000m	800m	600m	400m	200m							
Section Times	1:11.60 [8] (0:14.14)	0:57.46 [11] (0:11.14)	0:46.32 [11] (0:11.08)	0:35.24 [11] (0:11.43)	0:23.81 [11] (0:11.46)	0:12.35 [10] (0:12.35)							
Average Speed [km/h]	51.1	64.9	65.3	63.5	63.1	58.2							
Top Speed [km/h]	65.3	66.1	66.1	64.8	64.4	60.5							
Avg. Dist. to Rail [m]	6.7	2.4	1.3	1.3	2.2	3.6							
Avg. Stride Freq. [Hz]	2.3	2.5	2.5	2.4	2.4	2.4							
Avg. Stride Length [m]	6.0	7.4	7.4	7.3	7.2	6.8							





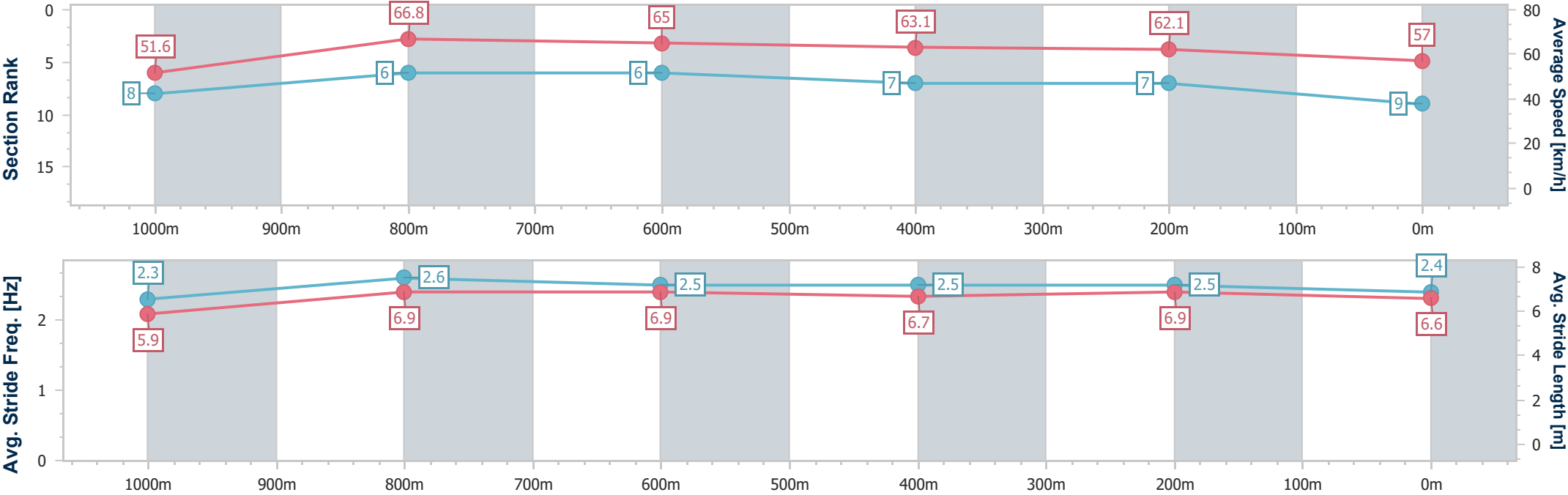
Horse/Jockey Name	Lion Class
Final Rank	9
Fastest Section Time (Section)	0:10.83 (1000m)
Top Speed [km/h] (Section)	67.8 (1000m)
Race State	Finished



DoombenProfessional
Race 7: SKY RACING BENCHMARK 70 Handicap - 1200m
30 July 2025 - 15:29
Track Rating: Soft 5, Weather: Overcast, Rail Position: +10m Entire



Section	Overall	1000m	800m	600m	400m	200m							
Section Times	1:11.67 [9] (0:13.91)	0:57.76 [8] (0:10.83)	0:46.93 [6] (0:11.16)	0:35.77 [6] (0:11.53)	0:24.24 [7] (0:11.58)	0:12.66 [7] (0:12.66)							
Average Speed [km/h]	51.6	66.8	65.0	63.1	62.1	57.0							
Top Speed [km/h]	66.9	67.8	67.3	63.9	63.7	60.3							
Avg. Dist. to Rail [m]	2.6	0.3	2.2	1.4	2.6	6.0							
Avg. Stride Freq. [Hz]	2.3	2.6	2.5	2.5	2.5	2.4							
Avg. Stride Length [m]	5.9	6.9	6.9	6.7	6.9	6.6							





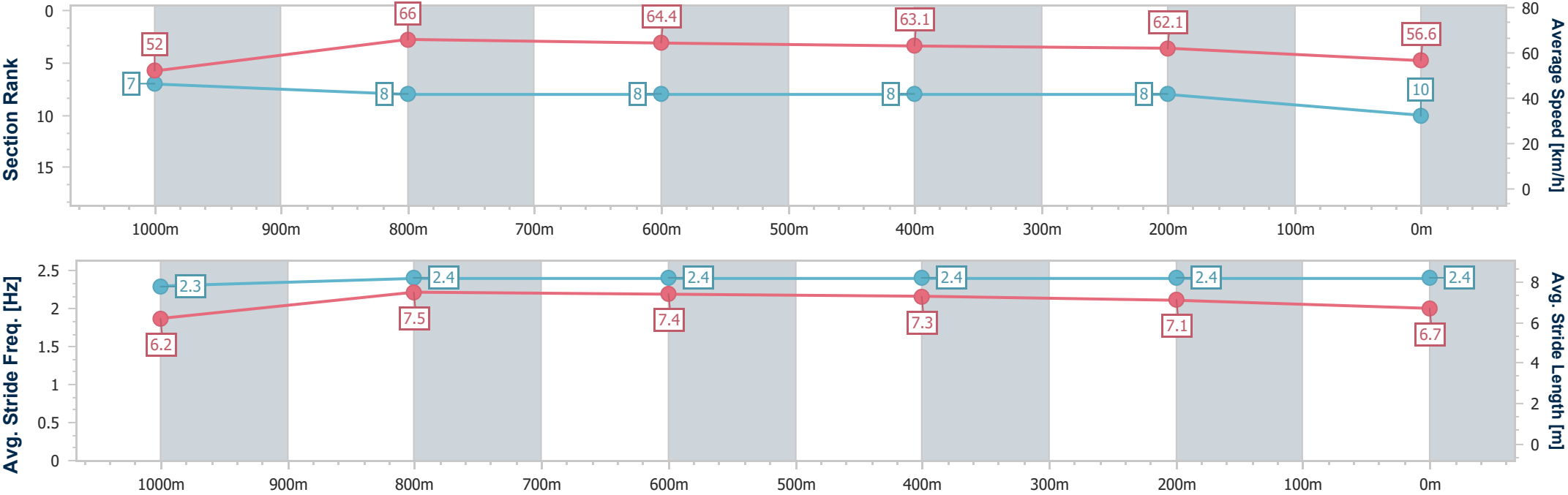
Horse/Jockey Name	Great Aspirations
Final Rank	10
Fastest Section Time (Section)	0:10.95 (1000m)
Top Speed [km/h] (Section)	66.8 (Overall)
Race State	Finished



DoombenProfessional
Race 7: SKY RACING BENCHMARK 70 Handicap - 1200m
30 July 2025 - 15:29
Track Rating: Soft 5, Weather: Overcast, Rail Position: +10m Entire



Section	Overall	1000m	800m	600m	400m	200m							
Section Times	1:11.79 [10] (0:13.88)	0:57.91 [7] (0:10.95)	0:46.96 [8] (0:11.20)	0:35.76 [8] (0:11.43)	0:24.33 [8] (0:11.60)	0:12.73 [8] (0:12.73)							
Average Speed [km/h]	52.0	66.0	64.4	63.1	62.1	56.6							
Top Speed [km/h]	66.8	66.6	66.3	64.0	62.9	60.1							
Avg. Dist. to Rail [m]	4.9	1.1	0.7	0.3	2.0	4.8							
Avg. Stride Freq. [Hz]	2.3	2.4	2.4	2.4	2.4	2.4							
Avg. Stride Length [m]	6.2	7.5	7.4	7.3	7.1	6.7							





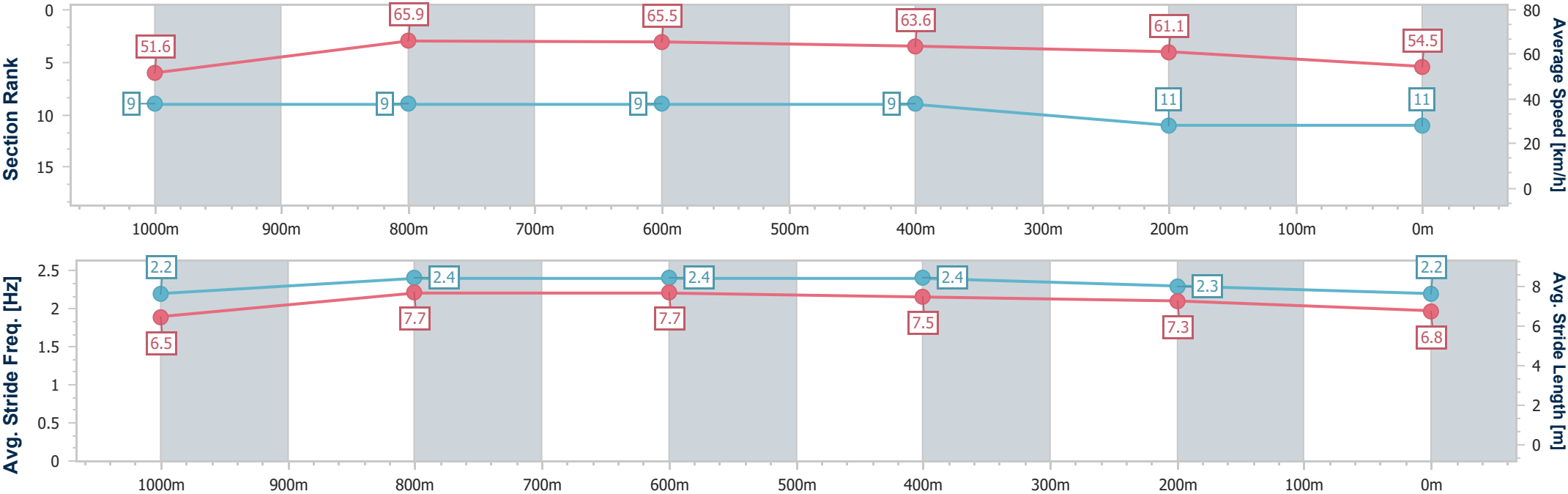
Horse/Jockey Name	Key Legend
Final Rank	11
Fastest Section Time (Section)	0:10.99 (1000m)
Top Speed [km/h] (Section)	68.2 (1000m)
Race State	Finished



DoombenProfessional
Race 7: SKY RACING BENCHMARK 70 Handicap - 1200m
30 July 2025 - 15:29
Track Rating: Soft 5, Weather: Overcast, Rail Position: +10m Entire



Section	Overall	1000m	800m	600m	400m	200m								
Section Times	1:12.63 [11] (0:13.99)	0:58.64 [9] (0:10.99)	0:47.65 [9] (0:11.15)	0:36.50 [9] (0:11.43)	0:25.07 [9] (0:11.82)	0:13.25 [11] (0:13.25)								
Average Speed [km/h]	51.6	65.9	65.5	63.6	61.1	54.5								
Top Speed [km/h]	67.1	68.2	66.1	65.4	63.0	59.3								
Avg. Dist. to Rail [m]	5.8	2.7	2.4	1.9	3.9	4.2								
Avg. Stride Freq. [Hz]	2.2	2.4	2.4	2.4	2.3	2.2								
Avg. Stride Length [m]	6.5	7.7	7.7	7.5	7.3	6.8								





DoombenProfessional
Race 8: LADBROKES ODDS SURGE QTIS Three-Year-Old Handicap - 1350m
30 July 2025 - 16:03



Track Rating: Soft 5, Weather: Overcast, Rail Position: +10m Entire

Section						Overall	1200m	1000m	800m	600m	400m	Last 600m	
Field Times						1:20.44 (0:10.68)	1:09.76 (0:10.44)	0:59.32 (0:11.16)	0:48.16 (0:11.73)	0:36.43 (0:12.01)	0:24.42 (0:12.09)	0:36.43	
Rank	TAB	Horse/Jockey	Barrier	Top Speed [km/h]	Fastest Section								Distance Travelled [m]
1	10	TEN GOOD REASONS	8	68.3	0:10.69	1:20.44 [1]	1:09.32 [8]	0:58.63 [9]	0:47.47 [9]	0:35.76 [8]	0:23.99 [8]	0:35.76	
		Taylor Marshall		1200m	1200m	(0:11.12)	(0:10.69)	(0:11.16)	(0:11.71)	(0:11.77)	(0:11.72)		
2	5	ESTRONDO	1	72.3	0:10.38	1:20.46 [2]	1:09.48 [7]	0:59.10 [5]	0:47.99 [4]	0:36.20 [5]	0:24.16 [5]	0:36.20	+1
		Angela Jones		1200m	1200m	(0:10.98)	(0:10.38)	(0:11.11)	(0:11.79)	(0:12.04)	(0:11.83)		
3	1	MISTER BIANCO	6	70.2	0:10.49	1:20.88 [3]	1:10.20 [1]	0:59.71 [2]	0:48.53 [2]	0:36.87 [2]	0:24.86 [1]	0:36.87	+3
		Ryan Maloney		1200m	1200m	(0:10.68)	(0:10.49)	(0:11.18)	(0:11.66)	(0:12.01)	(0:12.09)		
4	12	AQUATIER	4	69.3	0:10.70	1:21.09 [4]	1:10.20 [6]	0:59.50 [7]	0:48.20 [8]	0:36.40 [9]	0:24.67 [6]	0:36.40	+3
		Karl Zechner		1200m	1200m	(0:10.89)	(0:10.70)	(0:11.30)	(0:11.80)	(0:11.73)	(0:11.69)		
5	2	SAVOUR THE DREAM	5	69.2	0:10.50	1:21.18 [5]	1:10.03 [9]	0:59.53 [8]	0:48.57 [6]	0:36.83 [6]	0:24.74 [7]	0:36.83	+3
		Jaden Lloyd		1200m	1200m	(0:11.15)	(0:10.50)	(0:10.96)	(0:11.74)	(0:12.09)	(0:12.01)		
6	11	ZHENG YOU	9	69.1	0:10.60	1:21.32 [6]	1:10.54 [5]	0:59.94 [6]	0:48.70 [7]	0:36.95 [7]	0:24.86 [9]	0:36.95	+10
		Montanna Savva		1200m	1200m	(0:10.78)	(0:10.60)	(0:11.24)	(0:11.75)	(0:12.09)	(0:11.96)		
7	16	RED FEATHER BOA	3	69.2	0:10.57	1:21.35 [7]	1:10.66 [2]	1:00.09 [3]	0:48.87 [5]	0:37.11 [4]	0:25.06 [4]	0:37.11	+5
		Siobhan Rutledge		1200m	1200m	(0:10.69)	(0:10.57)	(0:11.22)	(0:11.76)	(0:12.05)	(0:12.16)		
8	13	FIREFORCE	7	69.8	0:10.58	1:21.40 [8]	1:10.70 [3]	1:00.12 [4]	0:49.01 [3]	0:37.39 [1]	0:25.34 [3]	0:37.39	+7
		Emily Lang		1200m	1200m	(0:10.70)	(0:10.58)	(0:11.11)	(0:11.62)	(0:12.05)	(0:12.21)		
9	15	HELLO LOVELY	2	70.3	0:10.40	1:22.38 [9]	1:11.66 [4]	1:01.26 [1]	0:50.10 [1]	0:38.29 [3]	0:26.34 [2]	0:38.29	-2
		Chloe Wells		1200m	1200m	(0:10.72)	(0:10.40)	(0:11.16)	(0:11.81)	(0:11.95)	(0:12.53)		

Scratched: Everywhere (#17), Gagnante Enchere (#6), Run Lucy Run (#9), Joppa Lane (#8), Dubious Six (#14), Facundo (#3), Dracena (#4), Heavenly Love (#7), Shanidar (#18)



DoombenProfessional
Race 8: LADBROKES ODDS SURGE QTIS Three-Year-Old Handicap - 1350m
30 July 2025 - 16:03



Track Rating: Soft 5, Weather: Overcast, Rail Position: +10m Entire

Section Field Times				200m 0:12.33 (0:12.33)				Last 600m 0:36.43	
Rank	TAB	Horse/Jockey	Barrier	Top Speed [km/h]	Fastest Section	Margin		Distance Travelled [m]	
1	10	TEN GOOD REASONS	8	68.3	0:10.69	0:12.27 [4]	1:20.44	0:35.76	
		Taylor Marshall		1200m	1200m	(0:12.27)			
2	5	ESTRONDO	1	72.3	0:10.38	0:12.33 [3]	0.09L	0:36.20	+1
		Angela Jones		1200m	1200m	(0:12.33)			
3	1	MISTER BIANCO	6	70.2	0:10.49	0:12.77 [2]	2.61L	0:36.87	+3
		Ryan Maloney		1200m	1200m	(0:12.77)			
4	12	AQUATIER	4	69.3	0:10.70	0:12.98 [1]	3.85L	0:36.40	+3
		Karl Zechner		1200m	1200m	(0:12.98)			
5	2	SAVOUR THE DREAM	5	69.2	0:10.50	0:12.73 [7]	4.35L	0:36.83	+3
		Jaden Lloyd		1200m	1200m	(0:12.73)			
6	11	ZHENG YOU	9	69.1	0:10.60	0:12.90 [6]	5.19L	0:36.95	+10
		Montanna Savva		1200m	1200m	(0:12.90)			
7	16	RED FEATHER BOA	3	69.2	0:10.57	0:12.90 [8]	5.32L	0:37.11	+5
		Siobhan Rutledge		1200m	1200m	(0:12.90)			
8	13	FIREFORCE	7	69.8	0:10.58	0:13.13 [5]	5.63L	0:37.39	+7
		Emily Lang		1200m	1200m	(0:13.13)			
9	15	HELLO LOVELY	2	70.3	0:10.40	0:13.81 [9]	11.44L	0:38.29	-2
		Chloe Wells		1200m	1200m	(0:13.81)			

Scratched: Everywhere (#17), Gagnante Enchere (#6), Run Lucy Run (#9), Joppa Lane (#8), Dubious Six (#14), Facundo (#3), Dracena (#4), Heavenly Love (#7), Shanidar (#18)



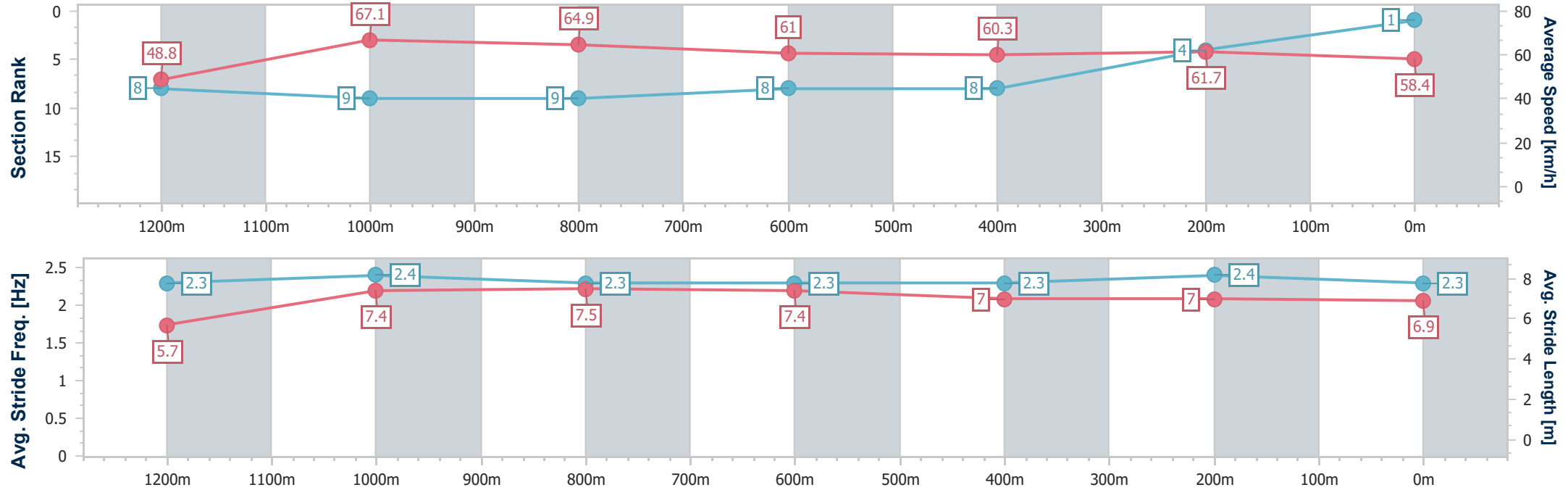
Horse/Jockey Name	Ten Good Reasons
Final Rank	1
Fastest Section Time (Section)	0:10.69 (1200m)
Top Speed [km/h] (Section)	68.3 (1200m)
Race State	Finished



DoombenProfessional
Race 8: LADBROKES ODDS SURGE QTIS Three-Year-Old
Handicap - 1350m
30 July 2025 - 16:03
Track Rating: Soft 5, Weather: Overcast, Rail Position: +10m Entire



Section	Overall	1200m	1000m	800m	600m	400m	200m						
Section Times	1:20.44 [1] (0:11.12)	1:09.32 [8] (0:10.69)	0:58.63 [9] (0:11.16)	0:47.47 [9] (0:11.71)	0:35.76 [8] (0:11.77)	0:23.99 [8] (0:11.72)	0:12.27 [4] (0:12.27)						
Average Speed [km/h]	48.8	67.1	64.9	61.0	60.3	61.7	58.4						
Top Speed [km/h]	66.7	68.3	67.2	62.8	61.3	63.3	61.9						
Avg. Dist. to Rail [m]	6.1	1.3	1.3	1.3	2.2	1.6	1.0						
Avg. Stride Freq. [Hz]	2.3	2.4	2.3	2.3	2.3	2.4	2.3						
Avg. Stride Length [m]	5.7	7.4	7.5	7.4	7.0	7.0	6.9						





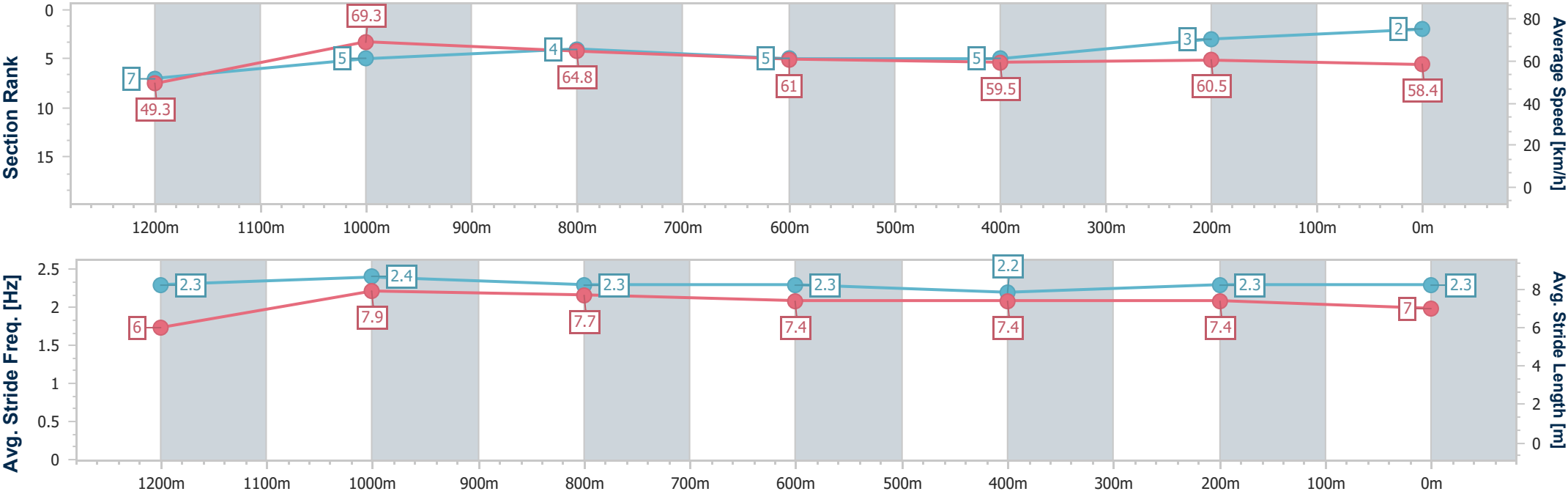
Horse/Jockey Name	Estrondo
Final Rank	2
Fastest Section Time (Section)	0:10.38 (1200m)
Top Speed [km/h] (Section)	72.3 (1200m)
Race State	Finished



DooibenProfessional
Race 8: LADBROKES ODDS SURGE QTIS Three-Year-Old
Handicap - 1350m
30 July 2025 - 16:03
Track Rating: Soft 5, Weather: Overcast, Rail Position: +10m Entire



Section	Overall	1200m	1000m	800m	600m	400m	200m						
Section Times	1:20.46 [2] (0:10.98)	1:09.48 [7] (0:10.38)	0:59.10 [5] (0:11.11)	0:47.99 [4] (0:11.79)	0:36.20 [5] (0:12.04)	0:24.16 [5] (0:11.83)	0:12.33 [3] (0:12.33)						
Average Speed [km/h]	49.3	69.3	64.8	61.0	59.5	60.5	58.4						
Top Speed [km/h]	68.6	72.3	68.6	61.8	61.2	62.1	61.6						
Avg. Dist. to Rail [m]	0.9	0.1	0.4	0.4	1.2	1.6	0.7						
Avg. Stride Freq. [Hz]	2.3	2.4	2.3	2.3	2.2	2.3	2.3						
Avg. Stride Length [m]	6.0	7.9	7.7	7.4	7.4	7.4	7.0						





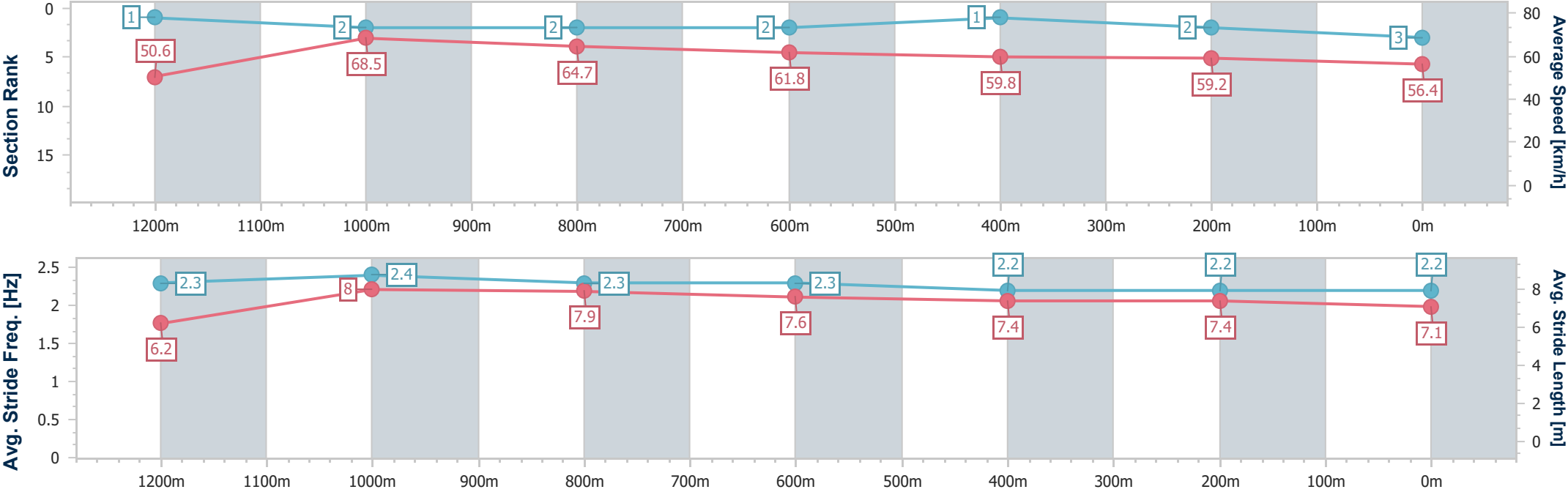
Horse/Jockey Name	Mister Bianco
Final Rank	3
Fastest Section Time (Section)	0:10.49 (1200m)
Top Speed [km/h] (Section)	70.2 (1200m)
Race State	Finished



DoombenProfessional
Race 8: LADBROKES ODDS SURGE QTIS Three-Year-Old
Handicap - 1350m
30 July 2025 - 16:03
Track Rating: Soft 5, Weather: Overcast, Rail Position: +10m Entire



Section	Overall	1200m	1000m	800m	600m	400m	200m						
Section Times	1:20.88 [3] (0:10.68)	1:10.20 [1] (0:10.49)	0:59.71 [2] (0:11.18)	0:48.53 [2] (0:11.66)	0:36.87 [2] (0:12.01)	0:24.86 [1] (0:12.09)	0:12.77 [2] (0:12.77)						
Average Speed [km/h]	50.6	68.5	64.7	61.8	59.8	59.2	56.4						
Top Speed [km/h]	69.0	70.2	67.4	63.1	61.3	60.2	59.1						
Avg. Dist. to Rail [m]	5.0	2.4	1.6	0.4	0.6	0.9	0.9						
Avg. Stride Freq. [Hz]	2.3	2.4	2.3	2.3	2.2	2.2	2.2						
Avg. Stride Length [m]	6.2	8.0	7.9	7.6	7.4	7.4	7.1						





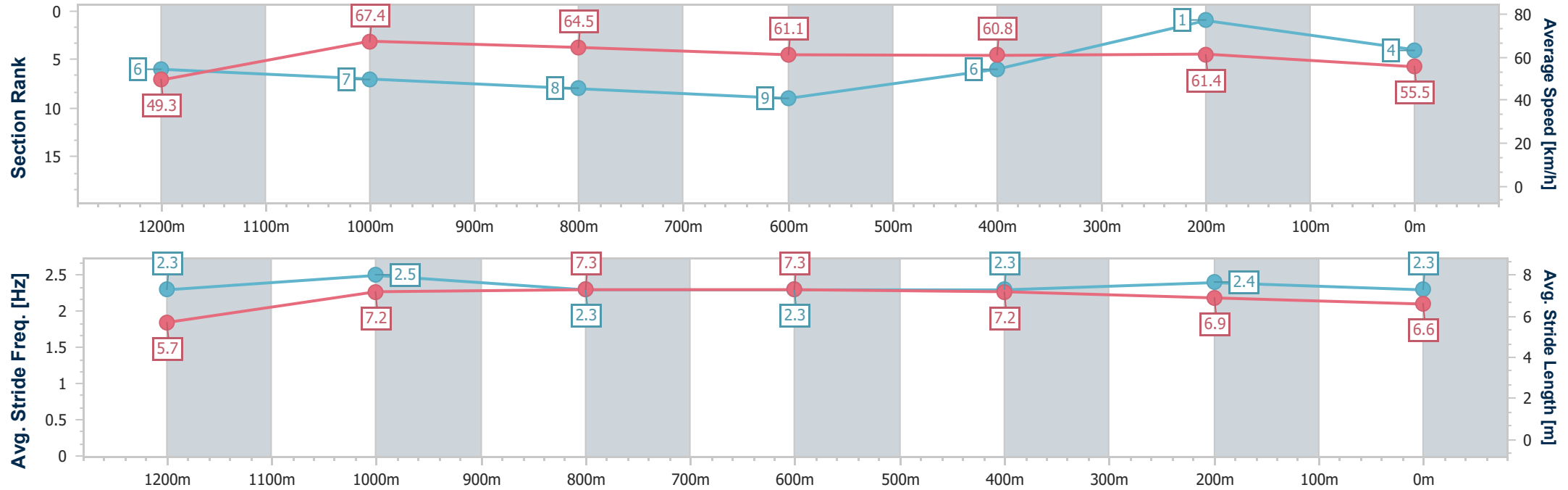
Horse/Jockey Name	Aquatier
Final Rank	4
Fastest Section Time (Section)	0:10.70 (1200m)
Top Speed [km/h] (Section)	69.3 (1200m)
Race State	Finished



DoombenProfessional
Race 8: LADBROKES ODDS SURGE QTIS Three-Year-Old
Handicap - 1350m
30 July 2025 - 16:03
Track Rating: Soft 5, Weather: Overcast, Rail Position: +10m Entire



Section	Overall	1200m	1000m	800m	600m	400m	200m						
Section Times	1:21.09 [4] (0:10.89)	1:10.20 [6] (0:10.70)	0:59.50 [7] (0:11.30)	0:48.20 [8] (0:11.80)	0:36.40 [9] (0:11.73)	0:24.67 [6] (0:11.69)	0:12.98 [1] (0:12.98)						
Average Speed [km/h]	49.3	67.4	64.5	61.1	60.8	61.4	55.5						
Top Speed [km/h]	67.2	69.3	67.2	62.2	61.4	62.7	60.0						
Avg. Dist. to Rail [m]	4.1	2.2	3.3	1.3	1.9	1.4	0.8						
Avg. Stride Freq. [Hz]	2.3	2.5	2.3	2.3	2.3	2.4	2.3						
Avg. Stride Length [m]	5.7	7.2	7.3	7.3	7.2	6.9	6.6						





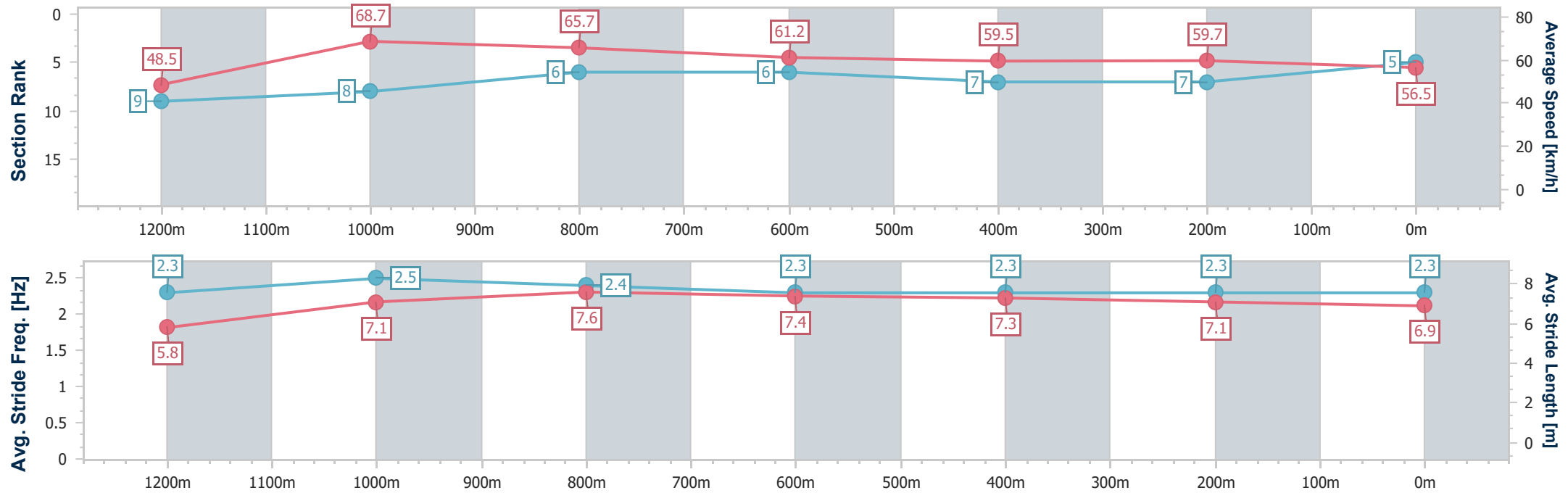
Horse/Jockey Name	Savour The Dream
Final Rank	5
Fastest Section Time (Section)	0:10.50 (1200m)
Top Speed [km/h] (Section)	69.2 (1200m)
Race State	Finished



DoombenProfessional
Race 8: LADBROKES ODDS SURGE QTIS Three-Year-Old
Handicap - 1350m
30 July 2025 - 16:03
Track Rating: Soft 5, Weather: Overcast, Rail Position: +10m Entire



Section	Overall	1200m	1000m	800m	600m	400m	200m						
Section Times	1:21.18 [5] (0:11.15)	1:10.03 [9] (0:10.50)	0:59.53 [8] (0:10.96)	0:48.57 [6] (0:11.74)	0:36.83 [6] (0:12.09)	0:24.74 [7] (0:12.01)	0:12.73 [7] (0:12.73)						
Average Speed [km/h]	48.5	68.7	65.7	61.2	59.5	59.7	56.5						
Top Speed [km/h]	67.3	69.2	68.9	62.7	61.4	60.1	59.7						
Avg. Dist. to Rail [m]	4.1	0.2	0.5	0.2	0.4	1.0	1.4						
Avg. Stride Freq. [Hz]	2.3	2.5	2.4	2.3	2.3	2.3	2.3						
Avg. Stride Length [m]	5.8	7.1	7.6	7.4	7.3	7.1	6.9						





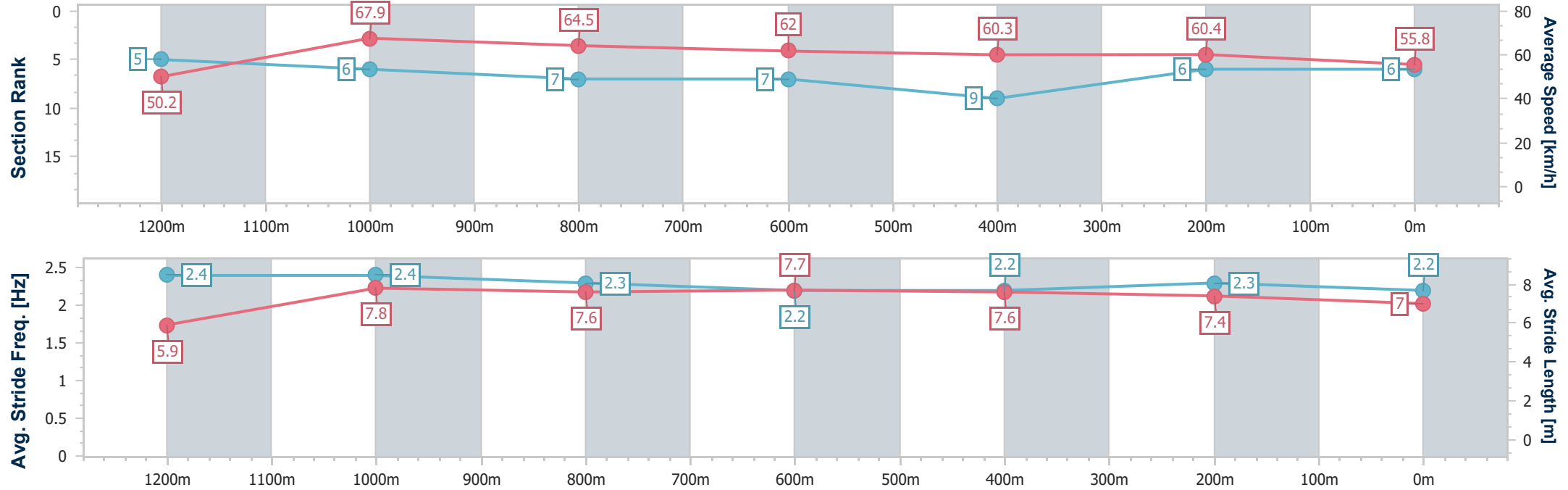
Horse/Jockey Name	Zheng You
Final Rank	6
Fastest Section Time (Section)	0:10.60 (1200m)
Top Speed [km/h] (Section)	69.1 (1200m)
Race State	Finished



DoombenProfessional
Race 8: LADBROKES ODDS SURGE QTIS Three-Year-Old
Handicap - 1350m
30 July 2025 - 16:03
Track Rating: Soft 5, Weather: Overcast, Rail Position: +10m Entire



Section	Overall	1200m	1000m	800m	600m	400m	200m						
Section Times	1:21.32 [6] (0:10.78)	1:10.54 [5] (0:10.60)	0:59.94 [6] (0:11.24)	0:48.70 [7] (0:11.75)	0:36.95 [7] (0:12.09)	0:24.86 [9] (0:11.96)	0:12.90 [6]						
Average Speed [km/h]	50.2	67.9	64.5	62.0	60.3	60.4	55.8						
Top Speed [km/h]	67.9	69.1	67.4	63.0	61.5	61.7	59.1						
Avg. Dist. to Rail [m]	8.3	3.5	3.0	2.2	1.8	3.3	3.4						
Avg. Stride Freq. [Hz]	2.4	2.4	2.3	2.2	2.2	2.3	2.2						
Avg. Stride Length [m]	5.9	7.8	7.6	7.7	7.6	7.4	7.0						





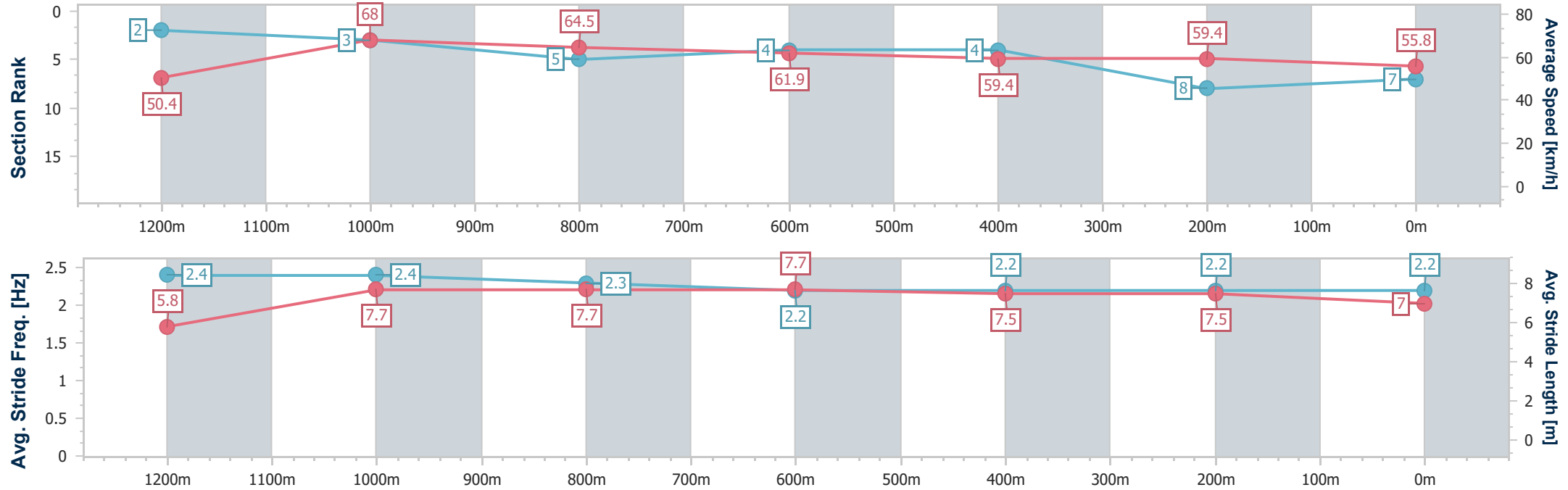
Horse/Jockey Name	Red Feather Boa
Final Rank	7
Fastest Section Time (Section)	0:10.57 (1200m)
Top Speed [km/h] (Section)	69.2 (1200m)
Race State	Finished



DoombenProfessional
Race 8: LADBROKES ODDS SURGE QTIS Three-Year-Old
Handicap - 1350m
30 July 2025 - 16:03
Track Rating: Soft 5, Weather: Overcast, Rail Position: +10m Entire



Section	Overall	1200m	1000m	800m	600m	400m	200m						
Section Times	1:21.35 [7] (0:10.69)	1:10.66 [2] (0:10.57)	1:00.09 [3] (0:11.22)	0:48.87 [5] (0:11.76)	0:37.11 [4] (0:12.05)	0:25.06 [4] (0:12.16)	0:12.90 [8] (0:12.90)						
Average Speed [km/h]	50.4	68.0	64.5	61.9	59.4	59.4	55.8						
Top Speed [km/h]	68.3	69.2	67.4	62.5	61.8	59.9	58.8						
Avg. Dist. to Rail [m]	3.0	1.1	1.7	1.1	0.4	0.4	1.9						
Avg. Stride Freq. [Hz]	2.4	2.4	2.3	2.2	2.2	2.2	2.2						
Avg. Stride Length [m]	5.8	7.7	7.7	7.7	7.5	7.5	7.0						





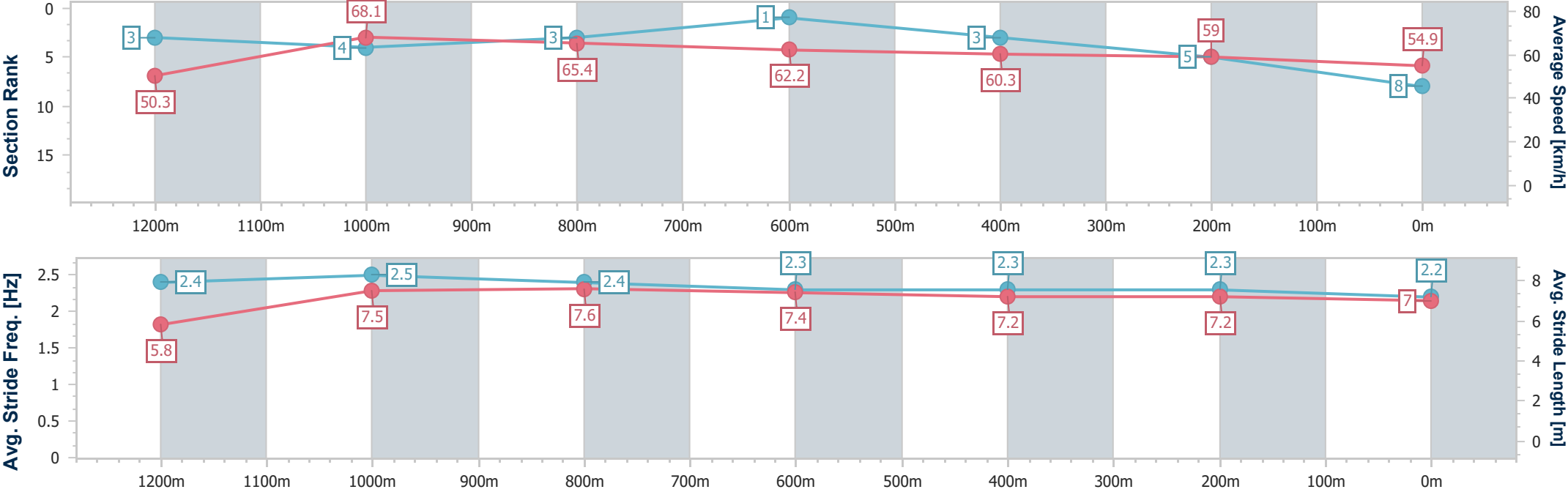
Horse/Jockey Name	Fireforce
Final Rank	8
Fastest Section Time (Section)	0:10.58 (1200m)
Top Speed [km/h] (Section)	69.8 (1200m)
Race State	Finished



DoombenProfessional
Race 8: LADBROKES ODDS SURGE QTIS Three-Year-Old
Handicap - 1350m
30 July 2025 - 16:03
Track Rating: Soft 5, Weather: Overcast, Rail Position: +10m Entire



Section	Overall	1200m	1000m	800m	600m	400m	200m						
Section Times	1:21.40 [8] (0:10.70)	1:10.70 [3] (0:10.58)	1:00.12 [4] (0:11.11)	0:49.01 [3] (0:11.62)	0:37.39 [1] (0:12.05)	0:25.34 [3] (0:12.21)	0:13.13 [5] (0:13.13)						
Average Speed [km/h]	50.3	68.1	65.4	62.2	60.3	59.0	54.9						
Top Speed [km/h]	67.3	69.8	68.2	63.9	61.6	60.1	58.0						
Avg. Dist. to Rail [m]	6.3	1.9	1.6	1.5	1.0	0.5	0.8						
Avg. Stride Freq. [Hz]	2.4	2.5	2.4	2.3	2.3	2.3	2.2						
Avg. Stride Length [m]	5.8	7.5	7.6	7.4	7.2	7.2	7.0						





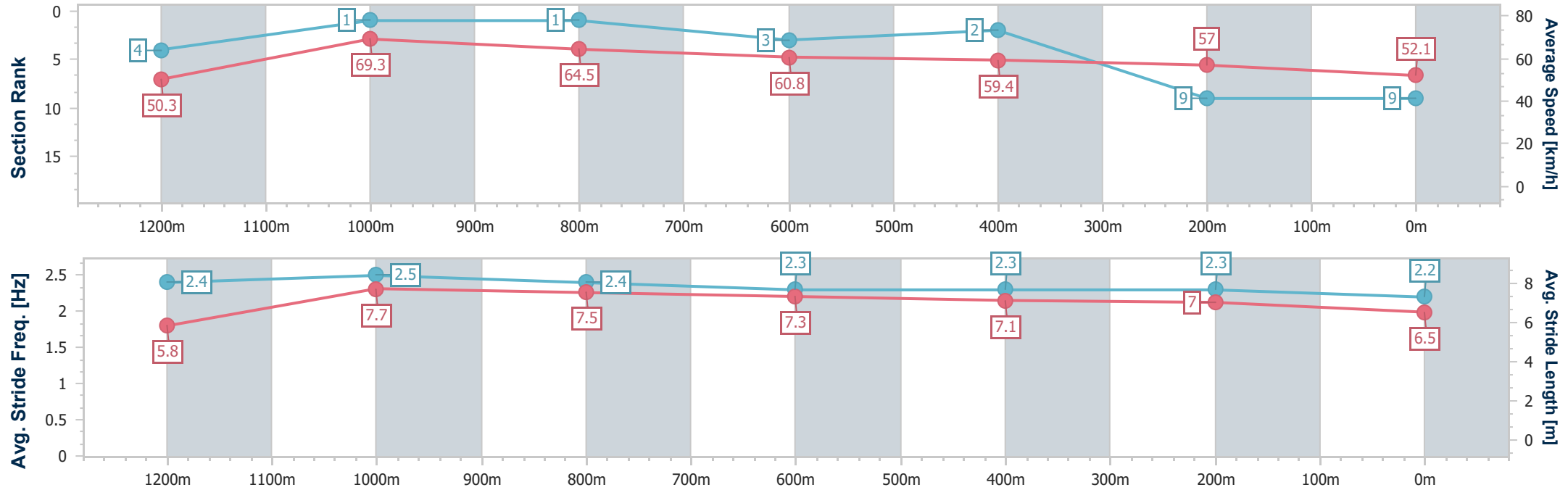
Horse/Jockey Name	Hello Lovely
Final Rank	9
Fastest Section Time (Section)	0:10.40 (1200m)
Top Speed [km/h] (Section)	70.3 (1200m)
Race State	Finished



DoombenProfessional
Race 8: LADBROKES ODDS SURGE QTIS Three-Year-Old
Handicap - 1350m
30 July 2025 - 16:03
Track Rating: Soft 5, Weather: Overcast, Rail Position: +10m Entire



Section	Overall	1200m	1000m	800m	600m	400m	200m						
Section Times	1:22.38 [9] (0:10.72)	1:11.66 [4] (0:10.40)	1:01.26 [1] (0:11.16)	0:50.10 [1] (0:11.81)	0:38.29 [3] (0:11.95)	0:26.34 [2] (0:12.53)	0:13.81 [9] (0:13.81)						
Average Speed [km/h]	50.3	69.3	64.5	60.8	59.4	57.0	52.1						
Top Speed [km/h]	68.5	70.3	67.9	61.8	60.9	58.7	54.8						
Avg. Dist. to Rail [m]	1.9	0.2	0.3	0.4	2.8	2.9	0.7						
Avg. Stride Freq. [Hz]	2.4	2.5	2.4	2.3	2.3	2.3	2.2						
Avg. Stride Length [m]	5.8	7.7	7.5	7.3	7.1	7.0	6.5						





DoombenProfessional
Race 9: LADBROKES BLACKBOOK Fillies and Mares Class 3 Handicap -
1350m
30 July 2025 - 16:38



Track Rating: Soft 5, Weather: Overcast, Rail Position: +10m Entire

Section						Overall	1200m	1000m	800m	600m	400m	Last 600m	
Field Times						1:21.22 (0:10.65)	1:10.57 (0:10.55)	1:00.02 (0:11.48)	0:48.54 (0:11.75)	0:36.79 (0:11.99)	0:24.80 (0:12.04)	0:36.79	
Rank	TAB	Horse/Jockey	Barrier	Top Speed [km/h]	Fastest Section								Distance Travelled [m]
1	10	SIMPLY AMAZING	12	68.5	0:10.62	1:21.22 [1]	1:10.11 [8]	0:59.49 [6]	0:48.26 [6]	0:36.43 [6]	0:24.37 [6]	0:36.43	
		Andrew Mallyon		1200m	1200m	(0:11.11)	(0:10.62)	(0:11.23)	(0:11.83)	(0:12.06)	(0:11.74)		
2	4	WALSH BAY	6	66.2	0:10.86	1:21.27 [2]	1:10.41 [5]	0:59.46 [8]	0:48.15 [8]	0:36.24 [8]	0:24.14 [9]	0:36.24	-3
		Siobhan Rutledge		1200m	Overall	(0:10.86)	(0:10.95)	(0:11.31)	(0:11.91)	(0:12.10)	(0:11.73)		
3	8	DIVINE GEM	4	68.8	0:10.55	1:21.37 [3]	1:10.72 [1]	1:00.17 [1]	0:48.69 [1]	0:36.94 [1]	0:24.95 [1]	0:36.94	-8
		Nathan Thomas		1200m	1200m	(0:10.65)	(0:10.55)	(0:11.48)	(0:11.75)	(0:11.99)	(0:12.04)		
4	16	INTRECCIATO	5	68.1	0:10.74	1:21.61 [4]	1:10.56 [7]	0:59.82 [7]	0:48.52 [7]	0:36.70 [7]	0:24.56 [7]	0:36.70	-6
		Karl Zechner		1200m	1200m	(0:11.05)	(0:10.74)	(0:11.30)	(0:11.82)	(0:12.14)	(0:11.80)		
5	7	FLYING SHELLY	3	69.4	0:10.67	1:21.68 [5]	1:10.91 [2]	1:00.24 [2]	0:48.91 [3]	0:37.11 [3]	0:25.08 [3]	0:37.11	-11
		Taylor Marshall		1200m	1200m	(0:10.77)	(0:10.67)	(0:11.33)	(0:11.80)	(0:12.03)	(0:11.98)		
6	1	OCEANS OF ENERGY	8	67.1	0:10.90	1:21.83 [6]	1:10.47 [11]	0:59.57 [11]	0:48.22 [11]	0:36.42 [11]	0:24.56 [10]	0:36.42	-2
		Jake Bayliss		1200m	1200m	(0:11.36)	(0:10.90)	(0:11.35)	(0:11.80)	(0:11.86)	(0:11.75)		
7	3	KICKATINALONG	2	68.5	0:10.77	1:21.85 [7]	1:11.06 [4]	1:00.29 [4]	0:49.04 [4]	0:37.20 [4]	0:25.25 [2]	0:37.20	-6
		Rob Thorburn		1200m	1200m	(0:10.79)	(0:10.77)	(0:11.25)	(0:11.84)	(0:11.95)	(0:12.10)		
8	15	KAMARIYA	10	69.7	0:10.64	1:21.88 [8]	1:10.93 [6]	1:00.29 [5]	0:49.17 [2]	0:37.41 [2]	0:25.25 [4]	0:37.41	-2
		Angela Jones		1200m	1200m	(0:10.95)	(0:10.64)	(0:11.12)	(0:11.76)	(0:12.16)	(0:12.15)		
9	13	GAGNANTE ENCHERE	11	67.6	0:10.84	1:21.90 [9]	1:10.71 [10]	0:59.87 [10]	0:48.48 [10]	0:36.56 [10]	0:24.52 [11]	0:36.56	-4
		Cejay Graham		1200m	1200m	(0:11.19)	(0:10.84)	(0:11.39)	(0:11.92)	(0:12.04)	(0:11.79)		
10	12	POUTCHEK	7	67.4	0:10.80	1:22.18 [10]	1:11.01 [9]	1:00.21 [9]	0:48.92 [9]	0:37.04 [9]	0:25.05 [8]	0:37.04	-9
		Chloe Wells		1200m	1200m	(0:11.17)	(0:10.80)	(0:11.29)	(0:11.88)	(0:11.99)	(0:11.94)		

Scratched: Love 'N' Rockets (#11), Yellowhammer (#14), Insinuate (#9), Aitutaki (#2), Dashing Hope (#17)

Report Created: Wed 30 July 2025 16:53 GMT+10 (Note: Timing is based on position data)

Page 1/16

[] Ranking at each section and finish
-:-:- No data available at this section
NA No data available

SCN Saddle cloth number
DNF Did not finish
DNT Did not track

data processed by  TRIPLESDATA



DoombenProfessional
Race 9: LADBROKES BLACKBOOK Fillies and Mares Class 3 Handicap -
1350m
30 July 2025 - 16:38



Track Rating: Soft 5, Weather: Overcast, Rail Position: +10m Entire

Section					Overall	1200m	1000m	800m	600m	400m	Last 600m		
Field Times					1:21.22 (0:10.65)	1:10.57 (0:10.55)	1:00.02 (0:11.48)	0:48.54 (0:11.75)	0:36.79 (0:11.99)	0:24.80 (0:12.04)	0:36.79		
Rank	TAB	Horse/Jockey	Barrier	Top Speed [km/h]	Fastest Section							Distance Travelled [m]	
11	5	NIGHTCAPPED	1	69.0	0:10.73	1:22.85 [11]	1:12.07 [3]	1:01.34 [3]	0:49.96 [5]	0:38.14 [5]	0:26.01 [5]	0:38.14	-9
		Emily Lang		1200m	1200m	(0:10.78)	(0:10.73)	(0:11.38)	(0:11.82)	(0:12.13)	(0:12.32)		
12	6	SUNNY DISPOSITION	9	66.2	0:11.01	1:23.23 [12]	1:11.83 [12]	1:00.82 [12]	0:49.27 [12]	0:37.59 [12]	0:25.54 [12]	0:37.59	-7
		Bailey Wheeler		1200m	1200m	(0:11.40)	(0:11.01)	(0:11.55)	(0:11.68)	(0:12.05)	(0:12.08)		

Scratched: Love 'N' Rockets (#11), Yellowhammer (#14), Insinuate (#9), Aitutaki (#2), Dashing Hope (#17)



DoombenProfessional
Race 9: LADBROKES BLACKBOOK Fillies and Mares Class 3 Handicap - 1350m
30 July 2025 - 16:38



Track Rating: Soft 5, Weather: Overcast, Rail Position: +10m Entire

Section Field Times		200m 0:12.76 (0:12.76)		Last 600m 0:36.79			
Rank	TAB	Horse/Jockey	Barrier	Top Speed [km/h]	Fastest Section	Margin	Distance Travelled [m]
1	10	SIMPLY AMAZING Andrew Mallyon	12	68.5 1200m	0:10.62 1200m 0:12.63 [3] (0:12.63)	1:21.22	0:36.43
2	4	WALSH BAY Siobhan Rutledge	6	66.2 1200m	0:10.86 Overall 0:12.41 [7] (0:12.41)	0.32L	0:36.24 -3
3	8	DIVINE GEM Nathan Thomas	4	68.8 1200m	0:10.55 1200m 0:12.91 [1] (0:12.91)	0.87L	0:36.94 -8
4	16	INTRECCIATO Karl Zechner	5	68.1 1200m	0:10.74 1200m 0:12.76 [6] (0:12.76)	2.3L	0:36.70 -6
5	7	FLYING SHELLY Taylor Marshall	3	69.4 1200m	0:10.67 1200m 0:13.10 [2] (0:13.10)	2.73L	0:37.11 -11
6	1	OCEANS OF ENERGY Jake Bayliss	8	67.1 1200m	0:10.90 1200m 0:12.81 [8] (0:12.81)	3.6L	0:36.42 -2
7	3	KICKATINALONG Rob Thorburn	2	68.5 1200m	0:10.77 1200m 0:13.15 [4] (0:13.15)	3.72L	0:37.20 -6
8	15	KAMARIYA Angela Jones	10	69.7 1200m	0:10.64 1200m 0:13.10 [5] (0:13.10)	3.92L	0:37.41 -2
9	13	GAGNANTE ENCHERE Cejay Graham	11	67.6 1200m	0:10.84 1200m 0:12.73 [11] (0:12.73)	4.02L	0:36.56 -4
10	12	POUTCHEK Chloe Wells	7	67.4 1200m	0:10.80 1200m 0:13.11 [9] (0:13.11)	5.64L	0:37.04 -9

Scratched: Love 'N' Rockets (#11), Yellowhammer (#14), Insinuate (#9), Aitutaki (#2), Dashing Hope (#17)

Report Created: Wed 30 July 2025 16:53 GMT+10 (Note: Timing is based on position data)

Page 3/16

[] Ranking at each section and finish
-:-:- No data available at this section
NA No data available

SCN Saddle cloth number
DNF Did not finish
DNT Did not track

data processed by  **TRIPLESDATA**



DoombenProfessional
Race 9: LADBROKES BLACKBOOK Fillies and Mares Class 3 Handicap -
1350m
30 July 2025 - 16:38



Track Rating: Soft 5, Weather: Overcast, Rail Position: +10m Entire

Section		200m					Last 600m		
Field Times		0:12.76 (0:12.76)					0:36.79		
Rank	TAB	Horse/Jockey	Barrier	Top Speed [km/h]	Fastest Section	Margin		Distance Travelled [m]	
11	5	NIGHTCAPPED	1	69.0	0:10.73	0:13.69 [10]	9.59L	0:38.14	-9
		Emily Lang		1200m	1200m	(0:13.69)			
12	6	SUNNY DISPOSITION	9	66.2	0:11.01	0:13.46 [12]	11.85L	0:37.59	-7
		Bailey Wheeler		1200m	1200m	(0:13.46)			

Scratched: Love 'N' Rockets (#11), Yellowhammer (#14), Insinuate (#9), Aitutaki (#2), Dashing Hope (#17)



Horse/Jockey Name	Simply Amazing
Final Rank	1
Fastest Section Time (Section)	0:10.62 (1200m)
Top Speed [km/h] (Section)	68.5 (1200m)
Race State	Finished

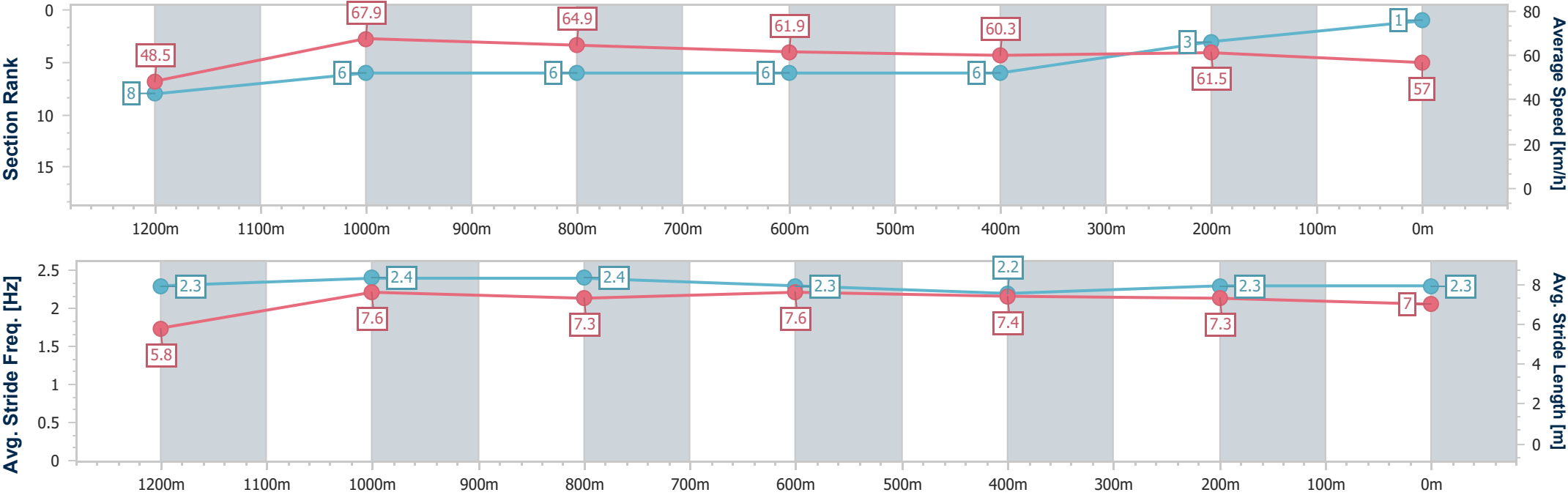


DoombenProfessional
Race 9: LADBROKES BLACKBOOK Fillies and Mares Class 3
Handicap - 1350m
30 July 2025 - 16:38
Track Rating: Soft 5, Weather: Overcast, Rail Position: +10m Entire



BRISBANE
RACING CLUB

Section	Overall	1200m	1000m	800m	600m	400m	200m						
Section Times	1:21.22 [1] (0:11.11)	1:10.11 [8] (0:10.62)	0:59.49 [6] (0:11.23)	0:48.26 [6] (0:11.83)	0:36.43 [6] (0:12.06)	0:24.37 [6] (0:11.74)	0:12.63 [3] (0:12.63)						
Average Speed [km/h]	48.5	67.9	64.9	61.9	60.3	61.5	57.0						
Top Speed [km/h]	66.1	68.5	67.6	62.5	61.5	62.7	60.0						
Avg. Dist. to Rail [m]	11.5	5.8	4.3	3.2	2.0	2.8	4.3						
Avg. Stride Freq. [Hz]	2.3	2.4	2.4	2.3	2.2	2.3	2.3						
Avg. Stride Length [m]	5.8	7.6	7.3	7.6	7.4	7.3	7.0						





Horse/Jockey Name	Walsh Bay
Final Rank	2
Fastest Section Time (Section)	0:10.86 (Overall)
Top Speed [km/h] (Section)	66.2 (1200m)
Race State	Finished

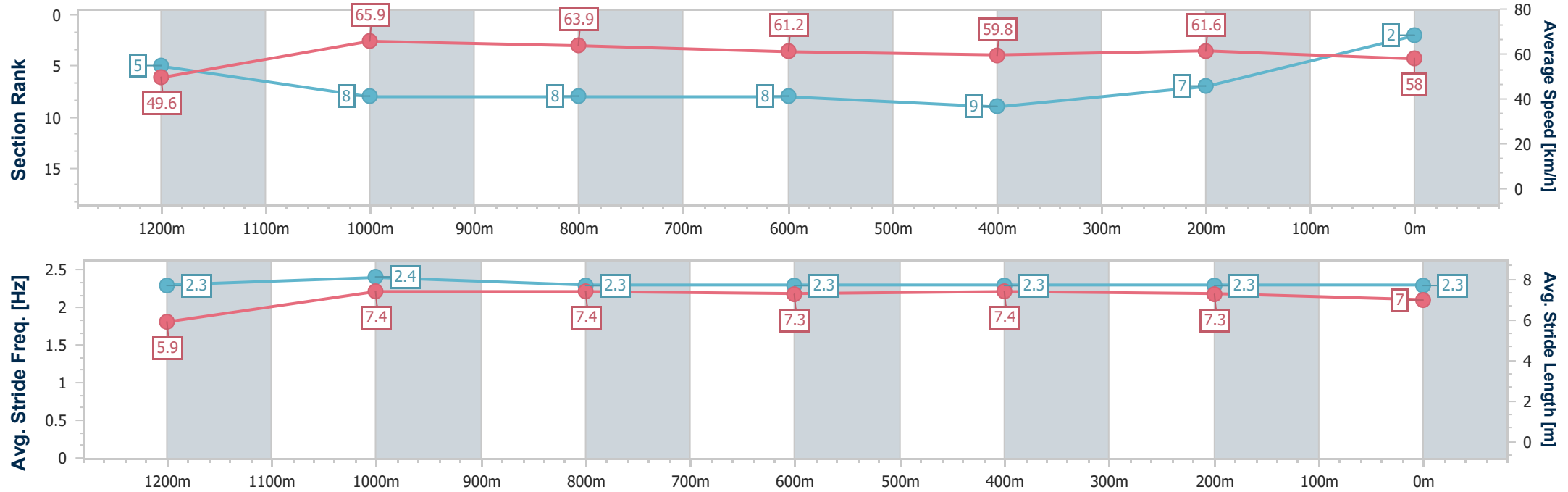


DoombenProfessional
Race 9: LADBROKES BLACKBOOK Fillies and Mares Class 3
Handicap - 1350m
30 July 2025 - 16:38
Track Rating: Soft 5, Weather: Overcast, Rail Position: +10m Entire



BRISBANE
RACING CLUB

Section	Overall	1200m	1000m	800m	600m	400m	200m						
Section Times	1:21.27 [2] (0:10.86)	1:10.41 [5] (0:10.95)	0:59.46 [8] (0:11.31)	0:48.15 [8] (0:11.91)	0:36.24 [8] (0:12.10)	0:24.14 [9] (0:11.73)	0:12.41 [7] (0:12.41)						
Average Speed [km/h]	49.6	65.9	63.9	61.2	59.8	61.6	58.0						
Top Speed [km/h]	65.3	66.2	66.1	62.6	61.3	61.9	61.3						
Avg. Dist. to Rail [m]	6.0	2.5	2.2	1.7	1.0	3.7	6.2						
Avg. Stride Freq. [Hz]	2.3	2.4	2.3	2.3	2.3	2.3	2.3						
Avg. Stride Length [m]	5.9	7.4	7.4	7.3	7.4	7.3	7.0						





Horse/Jockey Name	Divine Gem
Final Rank	3
Fastest Section Time (Section)	0:10.55 (1200m)
Top Speed [km/h] (Section)	68.8 (1200m)
Race State	Finished

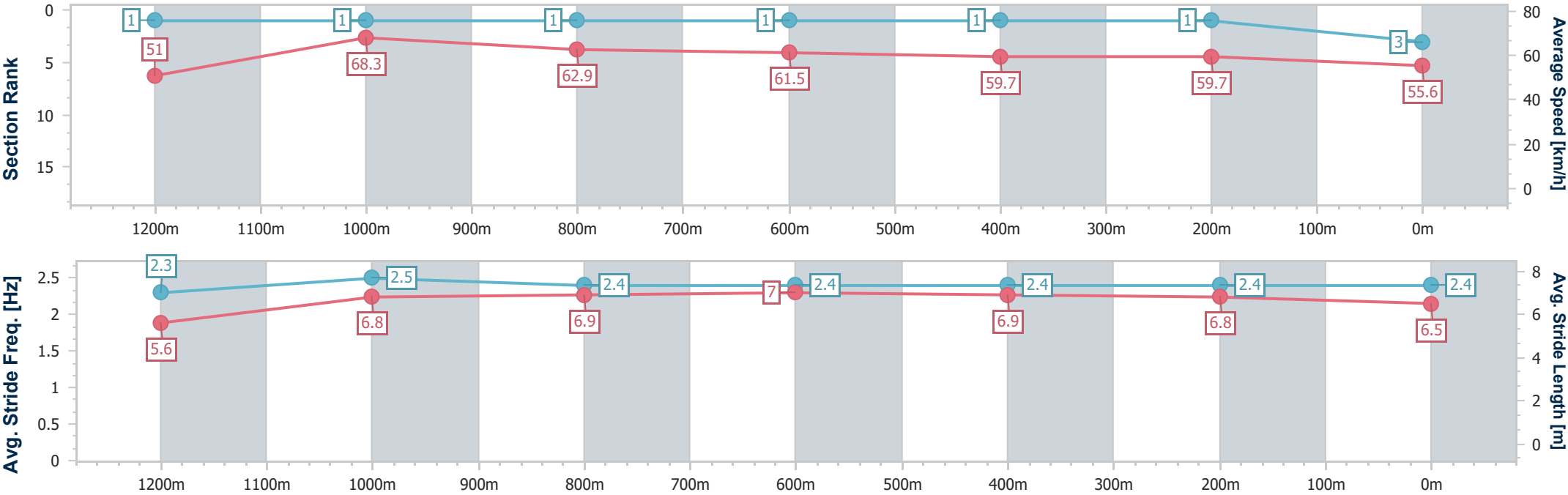


DoombenProfessional
Race 9: LADBROKES BLACKBOOK Fillies and Mares Class 3
Handicap - 1350m
30 July 2025 - 16:38
Track Rating: Soft 5, Weather: Overcast, Rail Position: +10m Entire



BRISBANE
RACING CLUB

Section	Overall	1200m	1000m	800m	600m	400m	200m						
Section Times	1:21.37 [3] (0:10.65)	1:10.72 [1] (0:10.55)	1:00.17 [1] (0:11.48)	0:48.69 [1] (0:11.75)	0:36.94 [1] (0:11.99)	0:24.95 [1] (0:12.04)	0:12.91 [1] (0:12.91)						
Average Speed [km/h]	51.0	68.3	62.9	61.5	59.7	59.7	55.6						
Top Speed [km/h]	67.4	68.8	68.5	62.8	60.3	60.5	58.7						
Avg. Dist. to Rail [m]	4.1	2.5	1.0	0.5	0.8	0.7	1.3						
Avg. Stride Freq. [Hz]	2.3	2.5	2.4	2.4	2.4	2.4	2.4						
Avg. Stride Length [m]	5.6	6.8	6.9	7.0	6.9	6.8	6.5						





Horse/Jockey Name	Intrecciato
Final Rank	4
Fastest Section Time (Section)	0:10.74 (1200m)
Top Speed [km/h] (Section)	68.1 (1200m)
Race State	Finished

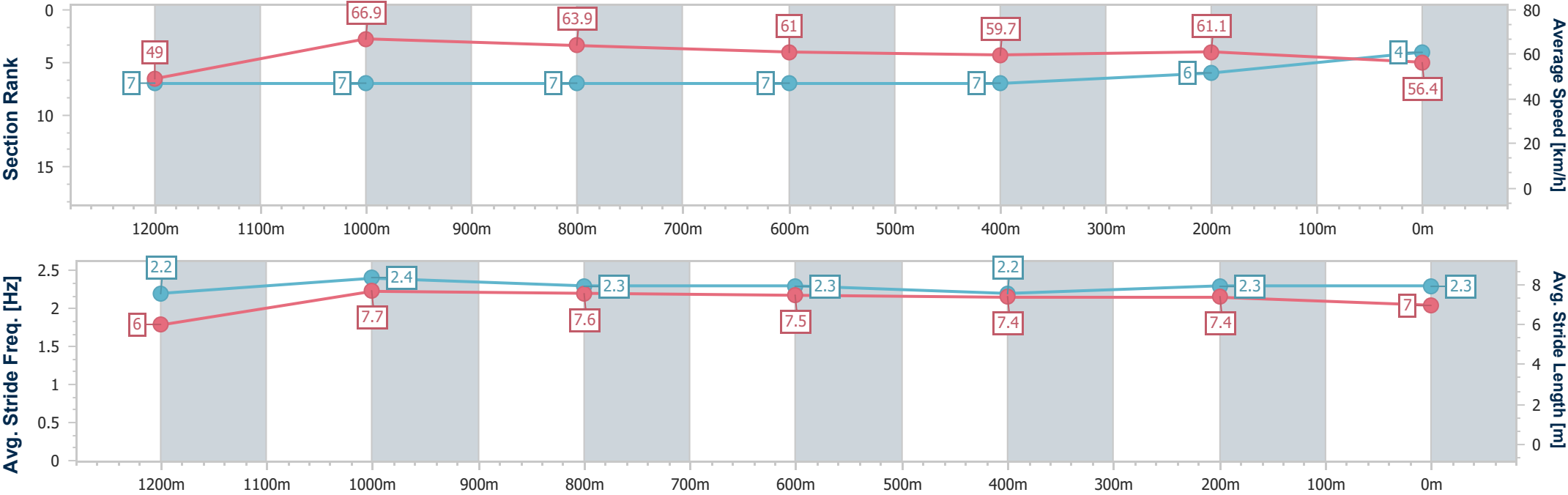


DoombenProfessional
Race 9: LADBROKES BLACKBOOK Fillies and Mares Class 3
Handicap - 1350m
30 July 2025 - 16:38
Track Rating: Soft 5, Weather: Overcast, Rail Position: +10m Entire



BRISBANE
RACING CLUB

Section	Overall	1200m	1000m	800m	600m	400m	200m						
Section Times	1:21.61 [4] (0:11.05)	1:10.56 [7] (0:10.74)	0:59.82 [7] (0:11.30)	0:48.52 [7] (0:11.82)	0:36.70 [7] (0:12.14)	0:24.56 [7] (0:11.80)	0:12.76 [6] (0:12.76)						
Average Speed [km/h]	49.0	66.9	63.9	61.0	59.7	61.1	56.4						
Top Speed [km/h]	66.7	68.1	66.4	62.5	62.4	62.0	59.6						
Avg. Dist. to Rail [m]	4.6	1.0	1.2	0.9	0.2	2.9	5.3						
Avg. Stride Freq. [Hz]	2.2	2.4	2.3	2.3	2.2	2.3	2.3						
Avg. Stride Length [m]	6.0	7.7	7.6	7.5	7.4	7.4	7.0						





Horse/Jockey Name	Flying Shelly
Final Rank	5
Fastest Section Time (Section)	0:10.67 (1200m)
Top Speed [km/h] (Section)	69.4 (1200m)
Race State	Finished

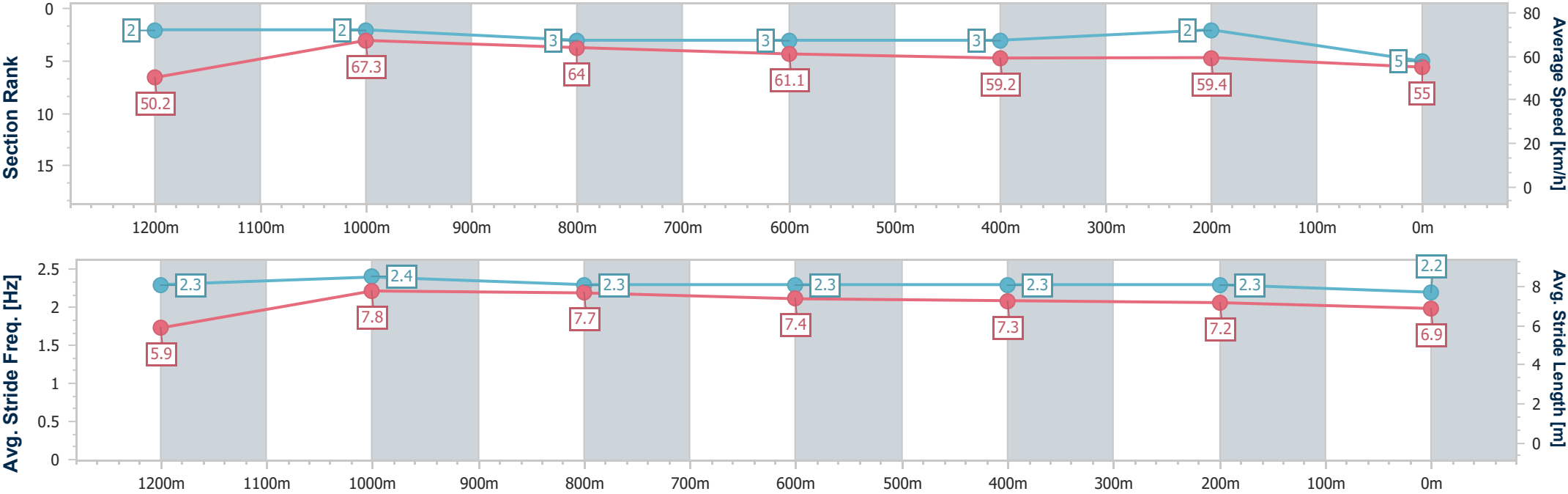


DoombenProfessional
Race 9: LADBROKES BLACKBOOK Fillies and Mares Class 3
Handicap - 1350m
30 July 2025 - 16:38
Track Rating: Soft 5, Weather: Overcast, Rail Position: +10m Entire



BRISBANE
RACING CLUB

Section	Overall	1200m	1000m	800m	600m	400m	200m						
Section Times	1:21.68 [5] (0:10.77)	1:10.91 [2] (0:10.67)	1:00.24 [2] (0:11.33)	0:48.91 [3] (0:11.80)	0:37.11 [3] (0:12.03)	0:25.08 [3] (0:11.98)	0:13.10 [2] (0:13.10)						
Average Speed [km/h]	50.2	67.3	64.0	61.1	59.2	59.4	55.0						
Top Speed [km/h]	67.1	69.4	66.2	62.2	60.8	60.6	58.4						
Avg. Dist. to Rail [m]	2.8	1.3	1.5	0.7	2.4	1.9	1.0						
Avg. Stride Freq. [Hz]	2.3	2.4	2.3	2.3	2.3	2.3	2.2						
Avg. Stride Length [m]	5.9	7.8	7.7	7.4	7.3	7.2	6.9						





Horse/Jockey Name	Oceans Of Energy
Final Rank	6
Fastest Section Time (Section)	0:10.90 (1200m)
Top Speed [km/h] (Section)	67.1 (1200m)
Race State	Finished

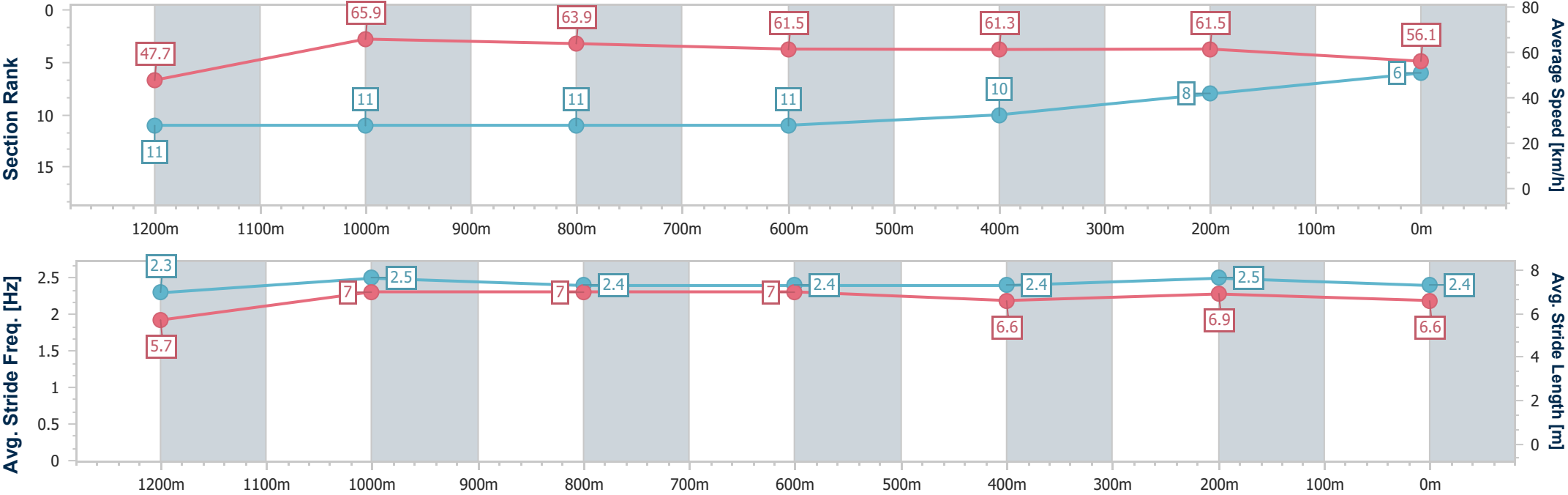


DoombenProfessional
Race 9: LADBROKES BLACKBOOK Fillies and Mares Class 3
Handicap - 1350m
30 July 2025 - 16:38
Track Rating: Soft 5, Weather: Overcast, Rail Position: +10m Entire



BRISBANE
RACING CLUB

Section	Overall	1200m	1000m	800m	600m	400m	200m						
Section Times	1:21.83 [6] (0:11.36)	1:10.47 [11] (0:10.90)	0:59.57 [11] (0:11.35)	0:48.22 [11] (0:11.80)	0:36.42 [11] (0:11.86)	0:24.56 [10] (0:11.75)	0:12.81 [8] (0:12.81)						
Average Speed [km/h]	47.7	65.9	63.9	61.5	61.3	61.5	56.1						
Top Speed [km/h]	64.1	67.1	65.5	62.5	62.7	62.3	59.7						
Avg. Dist. to Rail [m]	7.1	2.0	1.9	1.8	1.4	4.4	6.2						
Avg. Stride Freq. [Hz]	2.3	2.5	2.4	2.4	2.4	2.5	2.4						
Avg. Stride Length [m]	5.7	7.0	7.0	7.0	6.6	6.9	6.6						





Horse/Jockey Name	Kickatinalong
Final Rank	7
Fastest Section Time (Section)	0:10.77 (1200m)
Top Speed [km/h] (Section)	68.5 (1200m)
Race State	Finished

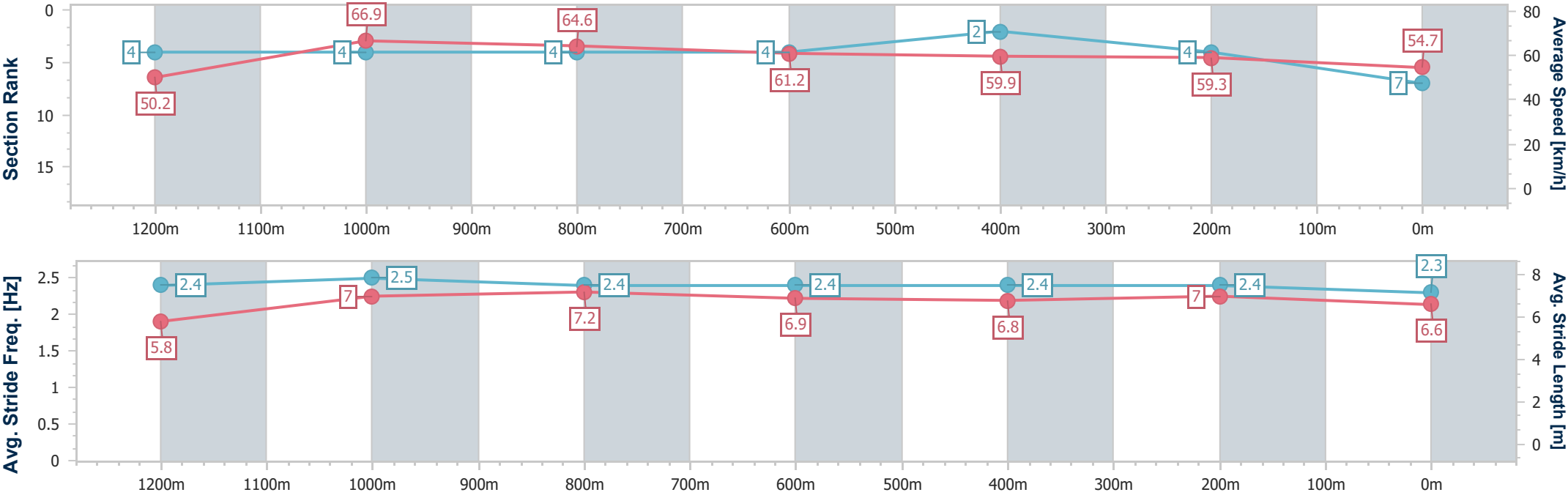


DoombenProfessional
Race 9: LADBROKES BLACKBOOK Fillies and Mares Class 3
Handicap - 1350m
30 July 2025 - 16:38
Track Rating: Soft 5, Weather: Overcast, Rail Position: +10m Entire



BRISBANE
RACING CLUB

Section	Overall	1200m	1000m	800m	600m	400m	200m						
Section Times	1:21.85 [7] (0:10.79)	1:11.06 [4] (0:10.77)	1:00.29 [4] (0:11.25)	0:49.04 [4] (0:11.84)	0:37.20 [4] (0:11.95)	0:25.25 [2] (0:12.10)	0:13.15 [4] (0:13.15)						
Average Speed [km/h]	50.2	66.9	64.6	61.2	59.9	59.3	54.7						
Top Speed [km/h]	68.0	68.5	66.5	61.7	61.2	60.8	57.5						
Avg. Dist. to Rail [m]	2.6	1.5	3.0	1.7	1.5	0.8	2.9						
Avg. Stride Freq. [Hz]	2.4	2.5	2.4	2.4	2.4	2.4	2.3						
Avg. Stride Length [m]	5.8	7.0	7.2	6.9	6.8	7.0	6.6						





Horse/Jockey Name	Kamariya
Final Rank	8
Fastest Section Time (Section)	0:10.64 (1200m)
Top Speed [km/h] (Section)	69.7 (1200m)
Race State	Finished

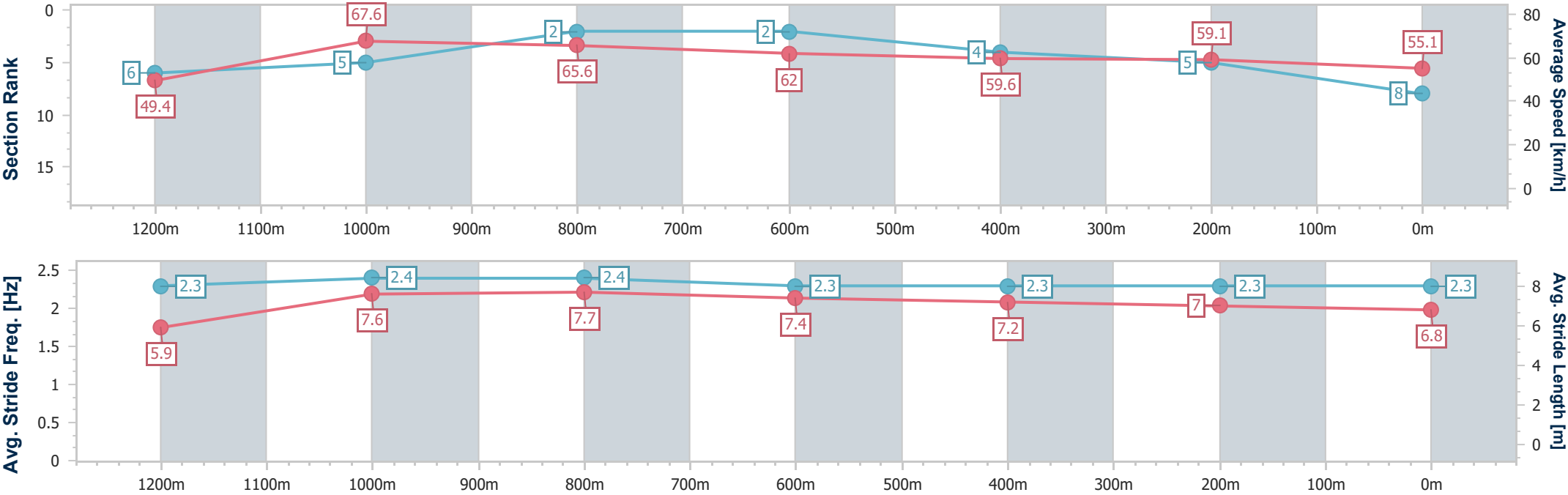


DoombenProfessional
Race 9: LADBROKES BLACKBOOK Fillies and Mares Class 3
Handicap - 1350m
30 July 2025 - 16:38
Track Rating: Soft 5, Weather: Overcast, Rail Position: +10m Entire



BRISBANE
RACING CLUB

Section	Overall	1200m	1000m	800m	600m	400m	200m						
Section Times	1:21.88 [8] (0:10.95)	1:10.93 [6] (0:10.64)	1:00.29 [5] (0:11.12)	0:49.17 [2] (0:11.76)	0:37.41 [2] (0:12.16)	0:25.25 [4] (0:12.15)	0:13.10 [5] (0:13.10)						
Average Speed [km/h]	49.4	67.6	65.6	62.0	59.6	59.1	55.1						
Top Speed [km/h]	65.9	69.7	67.3	63.5	60.6	61.1	57.2						
Avg. Dist. to Rail [m]	9.2	4.9	3.5	2.5	1.2	2.6	5.2						
Avg. Stride Freq. [Hz]	2.3	2.4	2.4	2.3	2.3	2.3	2.3						
Avg. Stride Length [m]	5.9	7.6	7.7	7.4	7.2	7.0	6.8						





Horse/Jockey Name	Gagnante Enchere
Final Rank	9
Fastest Section Time (Section)	0:10.84 (1200m)
Top Speed [km/h] (Section)	67.6 (1200m)
Race State	Finished

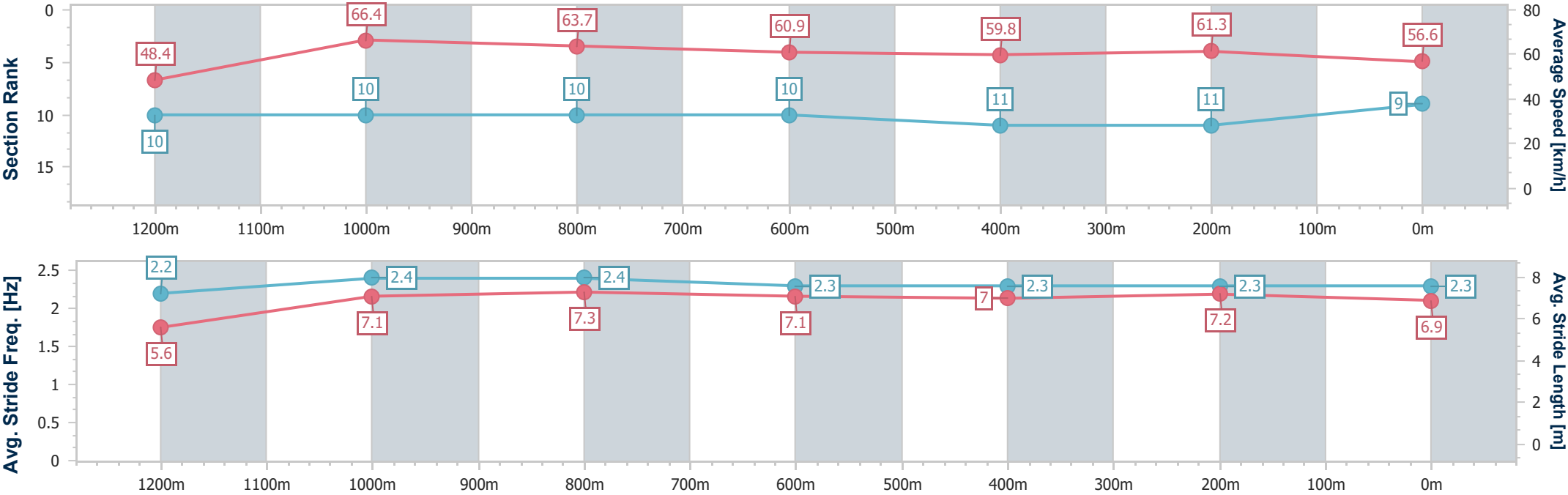


DoombenProfessional
Race 9: LADBROKES BLACKBOOK Fillies and Mares Class 3
Handicap - 1350m
30 July 2025 - 16:38
Track Rating: Soft 5, Weather: Overcast, Rail Position: +10m Entire



BRISBANE
RACING CLUB

Section	Overall	1200m	1000m	800m	600m	400m	200m						
Section Times	1:21.90 [9] (0:11.19)	1:10.71 [10] (0:10.84)	0:59.87 [10] (0:11.39)	0:48.48 [10] (0:11.92)	0:36.56 [10] (0:12.04)	0:24.52 [11] (0:11.79)	0:12.73 [11] (0:12.73)						
Average Speed [km/h]	48.4	66.4	63.7	60.9	59.8	61.3	56.6						
Top Speed [km/h]	66.2	67.6	65.9	62.1	62.0	61.7	60.7						
Avg. Dist. to Rail [m]	9.7	2.6	1.9	1.2	0.5	2.3	3.1						
Avg. Stride Freq. [Hz]	2.2	2.4	2.4	2.3	2.3	2.3	2.3						
Avg. Stride Length [m]	5.6	7.1	7.3	7.1	7.0	7.2	6.9						





Horse/Jockey Name	Poutchek
Final Rank	10
Fastest Section Time (Section)	0:10.80 (1200m)
Top Speed [km/h] (Section)	67.4 (1200m)
Race State	Finished

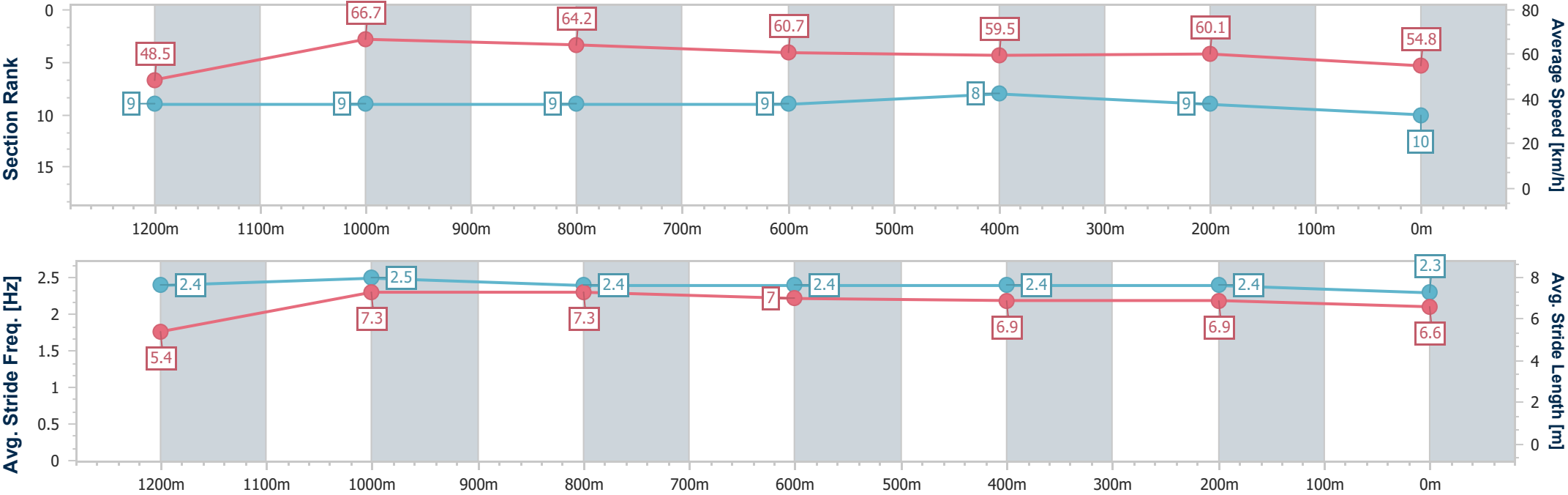


DoombenProfessional
Race 9: LADBROKES BLACKBOOK Fillies and Mares Class 3
Handicap - 1350m
30 July 2025 - 16:38
Track Rating: Soft 5, Weather: Overcast, Rail Position: +10m Entire



BRISBANE
RACING CLUB

Section	Overall	1200m	1000m	800m	600m	400m	200m						
Section Times	1:22.18 [10] (0:11.17)	1:11.01 [9] (0:10.80)	1:00.21 [9] (0:11.29)	0:48.92 [9] (0:11.88)	0:37.04 [9] (0:11.99)	0:25.05 [8] (0:11.94)	0:13.11 [9] (0:13.11)						
Average Speed [km/h]	48.5	66.7	64.2	60.7	59.5	60.1	54.8						
Top Speed [km/h]	65.0	67.4	66.4	61.5	61.5	61.6	59.1						
Avg. Dist. to Rail [m]	6.2	1.1	1.9	0.8	1.5	1.4	0.9						
Avg. Stride Freq. [Hz]	2.4	2.5	2.4	2.4	2.4	2.4	2.3						
Avg. Stride Length [m]	5.4	7.3	7.3	7.0	6.9	6.9	6.6						





Horse/Jockey Name	Nightcapped
Final Rank	11
Fastest Section Time (Section)	0:10.73 (1200m)
Top Speed [km/h] (Section)	69.0 (1200m)
Race State	Finished

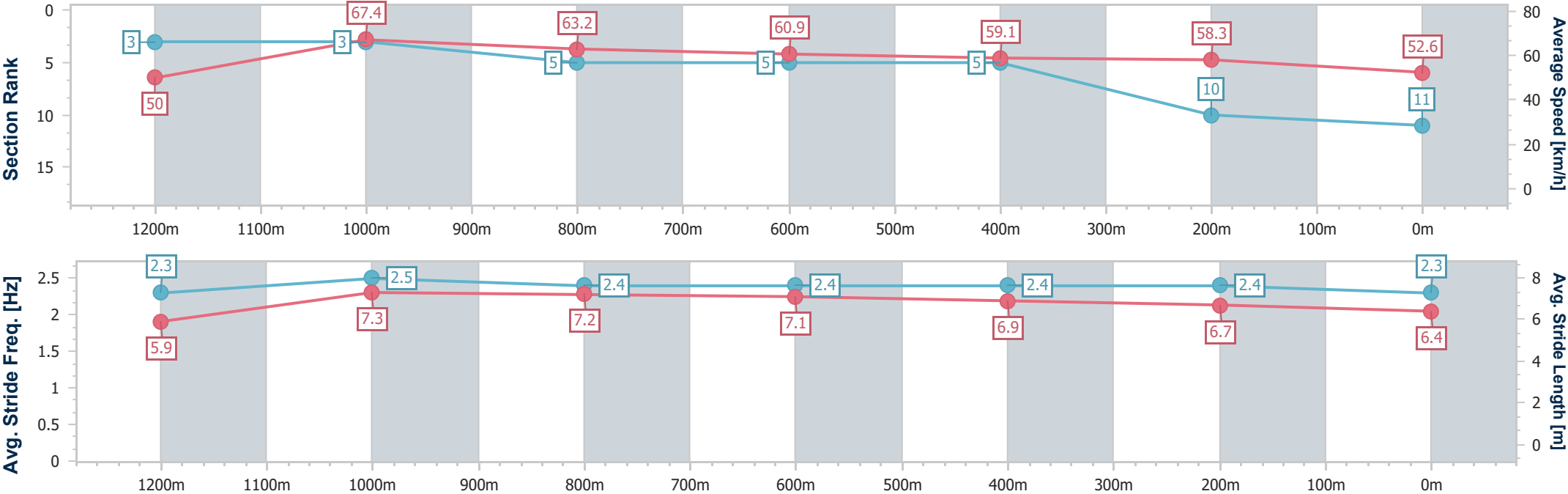


DoombenProfessional
Race 9: LADBROKES BLACKBOOK Fillies and Mares Class 3
Handicap - 1350m
30 July 2025 - 16:38
Track Rating: Soft 5, Weather: Overcast, Rail Position: +10m Entire



BRISBANE
RACING CLUB

Section	Overall	1200m	1000m	800m	600m	400m	200m						
Section Times	1:22.85 [11] (0:10.78)	1:12.07 [3] (0:10.73)	1:01.34 [3] (0:11.38)	0:49.96 [5] (0:11.82)	0:38.14 [5] (0:12.13)	0:26.01 [5] (0:12.32)	0:13.69 [10] (0:13.69)						
Average Speed [km/h]	50.0	67.4	63.2	60.9	59.1	58.3	52.6						
Top Speed [km/h]	67.4	69.0	66.2	62.5	61.3	59.4	56.2						
Avg. Dist. to Rail [m]	1.6	0.3	0.4	0.3	0.6	2.1	1.6						
Avg. Stride Freq. [Hz]	2.3	2.5	2.4	2.4	2.4	2.4	2.3						
Avg. Stride Length [m]	5.9	7.3	7.2	7.1	6.9	6.7	6.4						





Horse/Jockey Name	Sunny Disposition
Final Rank	12
Fastest Section Time (Section)	0:11.01 (1200m)
Top Speed [km/h] (Section)	66.2 (1200m)
Race State	Finished



DoombenProfessional
Race 9: LADBROKES BLACKBOOK Fillies and Mares Class 3
Handicap - 1350m
30 July 2025 - 16:38
Track Rating: Soft 5, Weather: Overcast, Rail Position: +10m Entire



BRISBANE
RACING CLUB

Section	Overall	1200m	1000m	800m	600m	400m	200m						
Section Times	1:23.23 [12] (0:11.40)	1:11.83 [12] (0:11.01)	1:00.82 [12] (0:11.55)	0:49.27 [12] (0:11.68)	0:37.59 [12] (0:12.05)	0:25.54 [12] (0:12.08)	0:13.46 [12] (0:13.46)						
Average Speed [km/h]	47.4	65.5	62.7	61.8	59.5	59.7	53.3						
Top Speed [km/h]	64.1	66.2	64.4	62.6	62.2	60.9	58.1						
Avg. Dist. to Rail [m]	8.1	3.2	2.0	0.2	0.4	0.6	1.0						
Avg. Stride Freq. [Hz]	2.3	2.4	2.3	2.4	2.3	2.3	2.2						
Avg. Stride Length [m]	5.6	7.7	7.5	7.2	7.2	7.1	6.6						

