Eagle FarmProfessional

Race 1: BECOME A BRC MEMBER BENCHMARK 78 Handicap - 1600m

02 August 2025 - 12:08

BRISBANE RACING CLUB

Track Rating: Good 4, Weather: Fine, Rail Position: +3m Entire

Section	Overall	1400m	1200m	1000m	800m	600m	400m	Last 600m
Field Times	1:35.27 (0:13.30)	1:21.97 (0:10.73)	1:11.24 (0:11.11)	1:00.13 (0:11.60)	0:48.53 (0:11.77)	0:36.76 (0:12.31)	0:24.45 (0:11.72)	0:36.76

Rank	TAB	Horse/Jockey	Barrier	Top Speed [km/h]	Fastest Section	Overall	1400m	1200m	1000m	800m	600m	400m	Last 600m	Distance Travelled [m]
1	1	GALIFIANAKIS	2	66.5	0:11.01	1:35.27 [1]	1:21.55 [4]	1:10.54 [5]	0:59.33 [5]	0:47.72 [5]	0:36.10 [5]	0:24.44 [3]	0:36.10	
		Cobi Vitler		1400m	1400m	(0:13.72)	(0:11.01)	(0:11.21)	(0:11.61)	(0:11.62)	(0:11.66)	(0:11.71)		
2	4	NORTHERN DECREE	6	67.9	0:10.92	1:35.44 [2]	1:21.31 [7]	1:10.39 [6]	0:59.17 [6]	0:47.62 [6]	0:36.06 [6]	0:24.35 [6]	0:36.06	-1
		Ben Thompson		1400m	1400m	(0:14.13)	(0:10.92)	(0:11.22)	(0:11.55)	(0:11.56)	(0:11.71)	(0:11.75)		
3	3	JUST FLYING	7	69.7	0:10.68	1:35.45 [3]	1:21.88 [2]	1:11.20 [2]	0:59.99 [2]	0:48.39 [2]	0:36.57 [2]	0:24.62 [2]	0:36.57	+4
		Jag Guthmann-Chester		1400m	1400m	(0:13.57)	(0:10.68)	(0:11.21)	(0:11.60)	(0:11.82)	(0:11.95)	(0:11.95)		
4	8	OLD SONG	3	66.1	0:11.06	1:35.85 [4]	1:21.65 [8]	1:10.59 [8]	0:59.28 [8]	0:47.68 [8]	0:36.05 [8]	0:24.53 [8]	0:36.05	+2
		Robbie Dolan		1400m	1400m	(0:14.20)	(0:11.06)	(0:11.31)	(0:11.60)	(0:11.63)	(0:11.52)	(0:11.88)		
5	5	HABEEBAH	4	68.0	0:10.84	1:35.95 [5]	1:22.36 [3]	1:11.52 [3]	1:00.24 [3]	0:48.60 [3]	0:36.93 [3]	0:25.05 [4]	0:36.93	+2
		Angela Jones		Overall	1400m	(0:13.59)	(0:10.84)	(0:11.28)	(0:11.64)	(0:11.67)	(0:11.88)	(0:11.90)		
6	6	LIBERTY STEPS	5	67.0	0:10.95	1:36.30 [6]	1:22.19 [6]	1:11.24 [7]	1:00.00 [7]	0:48.47 [7]	0:36.87 [7]	0:25.08 [7]	0:36.87	-1
		Bailey Wheeler		1400m	1400m	(0:14.11)	(0:10.95)	(0:11.24)	(0:11.53)	(0:11.60)	(0:11.79)	(0:11.77)		
7	7	ALL'S FAIR	1	67.2	0:10.96	1:36.81 [7]	1:23.06 [5]	1:12.10 [4]	1:00.90 [4]	0:49.42 [4]	0:37.74 [4]	0:25.75 [5]	0:37.74	-4
		Tahlia Fenlon		Overall	1400m	(0:13.75)	(0:10.96)	(0:11.20)	(0:11.48)	(0:11.68)	(0:11.99)	(0:12.27)		
8	2	WITHOUT REVENGE	8	67.7	0:10.73	1:38.03 [8]	1:24.73 [1]	1:14.00 [1]	1:02.89 [1]	0:51.29 [1]	0:39.52 [1]	0:27.21 [1]	0:39.52	+0
		Luke Dempsey		1400m	1400m	(0:13.30)	(0:10.73)	(0:11.11)	(0:11.60)	(0:11.77)	(0:12.31)	(0:12.84)		

[ ]	Ranking at each section and finish	**SCN**	Saddle cloth number
-:--.--	No data available at this section	**DNF**	Did not finish
NA	No data available	**DNT**	Did not track

data processed by TRIPLESDATA

Eagle FarmProfessional

Race 1: BECOME A BRC MEMBER BENCHMARK 78 Handicap - 1600m

02 August 2025 - 12:08

BRISBANE RACING CLUB

Track Rating: Good 4, Weather: Fine, Rail Position: +3m Entire

Section	200m	Last 600m
Field Times	0:12.73 (0:12.73)	0:36.76

Rank	TAB	Horse/Jockey	Barrier	Top Speed [km/h]	Fastest Section		Margin		Distance Travelled [m]
1	1	**GALIFIANAKIS**	2	66.5	0:11.01	0:12.73 [1]	1:35.27	0:36.10	
		Cobi Vitler		1400m	1400m	(0:12.73)			
2	4	**NORTHERN DECREE**	6	67.9	0:10.92	0:12.60 [4]	0.98L	0:36.06	-1
		Ben Thompson		1400m	1400m	(0:12.60)			
3	3	**JUST FLYING**	7	69.7	0:10.68	0:12.67 [2]	1.06L	0:36.57	+4
		Jag Guthmann-Chester		1400m	1400m	(0:12.67)			
4	8	**OLD SONG**	3	66.1	0:11.06	0:12.65 [6]	3.41L	0:36.05	+2
		Robbie Dolan		1400m	1400m	(0:12.65)			
5	5	**HABEEBAH**	4	68.0	0:10.84	0:13.15 [3]	4.01L	0:36.93	+2
		Angela Jones		Overall	1400m	(0:13.15)			
6	6	**LIBERTY STEPS**	5	67.0	0:10.95	0:13.31 [5]	6.04L	0:36.87	-1
		Bailey Wheeler		1400m	1400m	(0:13.31)			
7	7	**ALL'S FAIR**	1	67.2	0:10.96	0:13.48 [7]	9.04L	0:37.74	-4
		Tahlia Fenlon		Overall	1400m	(0:13.48)			
8	2	**WITHOUT REVENGE**	8	67.7	0:10.73	0:14.37 [8]	16.23L	0:39.52	+0
		Luke Dempsey		1400m	1400m	(0:14.37)			

[ ]	Ranking at each section and finish	**SCN**	Saddle cloth number
-:--.--	No data available at this section	**DNF**	Did not finish
NA	No data available	**DNT**	Did not track

data processed by TRIPLESDATA

Horse/Jockey Name	Galifianakis
Final Rank	1
Fastest Section Time (Section)	0:11.01 (1400m)
Top Speed [km/h] (Section)	66.5 (1400m)
Race State	Finished

TAB

Eagle FarmProfessional

Race 1: BECOME A BRC MEMBER BENCHMARK 78 Handicap - 1600m

02 August 2025 - 12:08

Track Rating: Good 4, Weather: Fine, Rail Position: +3m Entire

BRISBANE RACING CLUB

Section	Overall	1400m	1200m	1000m	800m	600m	400m	200m
Section Times	1:35.27 [1] (0:13.72)	1:21.55 [4] (0:11.01)	1:10.54 [5] (0:11.21)	0:59.33 [5] (0:11.61)	0:47.72 [5] (0:11.62)	0:36.10 [5] (0:11.66)	0:24.44 [3] (0:11.71)	0:12.73 [1] (0:12.73)
Average Speed [km/h]	52.6	65.8	64.3	62.6	61.9	62.3	61.5	56.4
Top Speed [km/h]	66.2	66.5	65.1	63.4	62.7	62.5	63.4	60.0
Avg. Dist. to Rail [m]	8.6	2.4	2.2	1.9	0.4	1.0	5.4	4.4
Avg. Stride Freq. [Hz]	2.2	2.2	2.2	2.2	2.2	2.2	2.3	2.2
Avg. Stride Length [m]	6.6	8.2	8.2	8.0	7.9	7.7	7.4	7.2

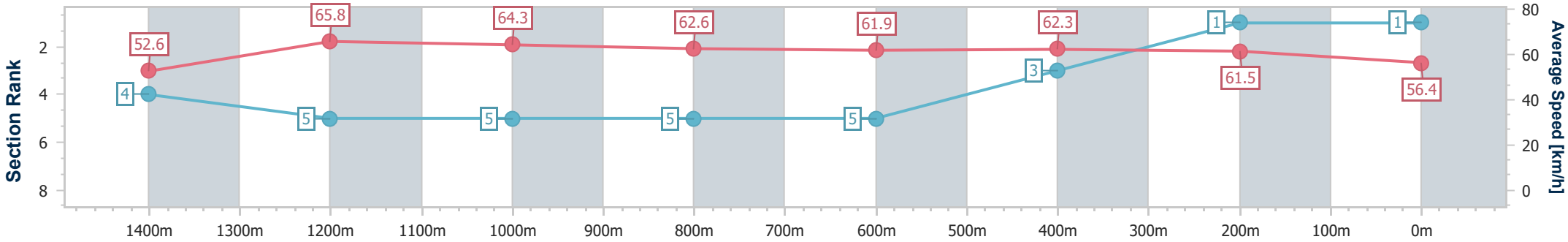

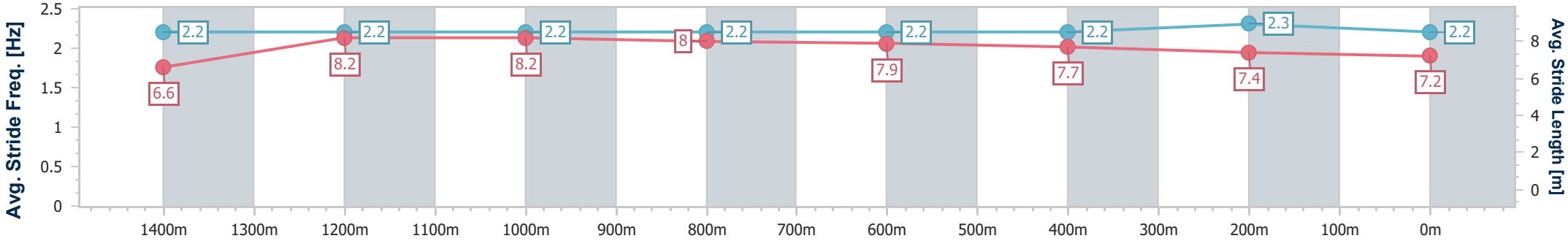

[ ]	Ranking at each section and finish
-:--.--	No data available at this section
NA	No data available

data processed by TRIPLESDATA

Horse/Jockey Name	Northern Decree
Final Rank	2
Fastest Section Time (Section)	0:10.92 (1400m)
Top Speed [km/h] (Section)	67.9 (1400m)
Race State	Finished

TAB

Eagle FarmProfessional

Race 1: BECOME A BRC MEMBER BENCHMARK 78 Handicap - 1600m

02 August 2025 - 12:08

Track Rating: Good 4, Weather: Fine, Rail Position: +3m Entire

BRISBANE RACING CLUB

Section	Overall	1400m	1200m	1000m	800m	600m	400m	200m
Section Times	1:35.44 [2] (0:14.13)	1:21.31 [7] (0:10.92)	1:10.39 [6] (0:11.22)	0:59.17 [6] (0:11.55)	0:47.62 [6] (0:11.56)	0:36.06 [6] (0:11.71)	0:24.35 [6] (0:11.75)	0:12.60 [4] (0:12.60)
Average Speed [km/h]	51.1	66.1	64.3	62.6	62.2	61.9	61.3	57.2
Top Speed [km/h]	66.5	67.9	65.0	64.0	63.0	62.6	62.2	59.7
Avg. Dist. to Rail [m]	11.5	2.6	2.1	0.7	0.2	1.7	6.0	5.0
Avg. Stride Freq. [Hz]	2.1	2.2	2.1	2.1	2.1	2.1	2.2	2.2
Avg. Stride Length [m]	6.6	8.0	8.2	8.1	7.9	7.9	7.6	7.3

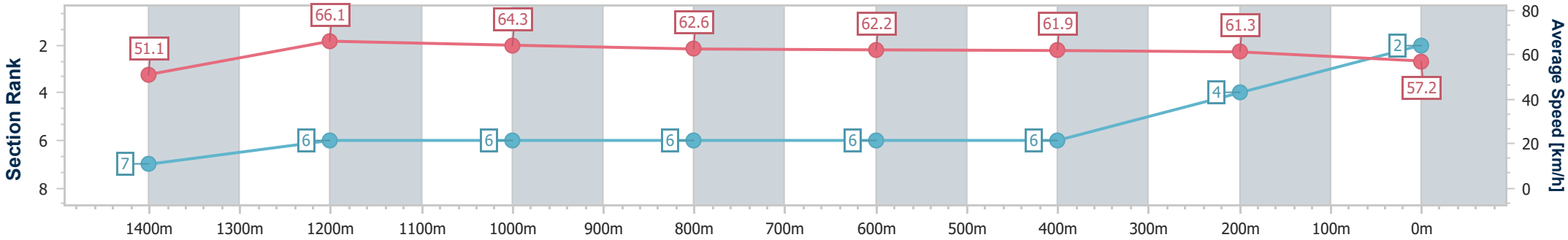

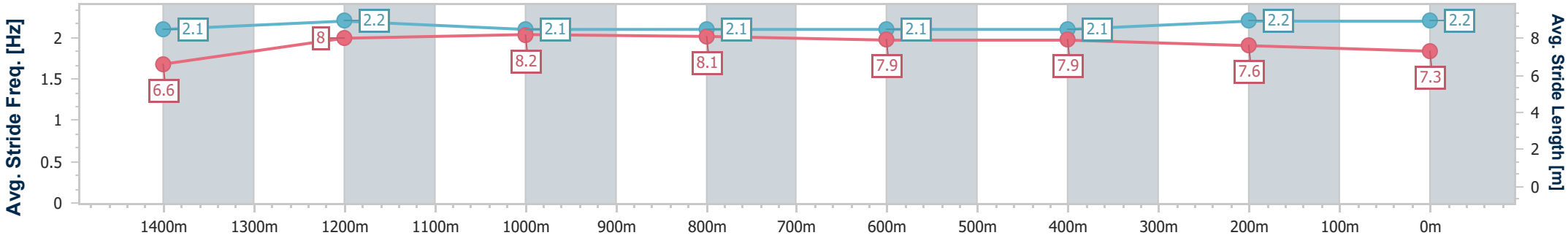

[ ]	Ranking at each section and finish
-:--.--	No data available at this section
NA	No data available

data processed by TRIPLESDATA

Horse/Jockey Name	Just Flying
Final Rank	3
Fastest Section Time (Section)	0:10.68 (1400m)
Top Speed [km/h] (Section)	69.7 (1400m)
Race State	Finished

TAB

Eagle FarmProfessional

Race 1: BECOME A BRC MEMBER BENCHMARK 78 Handicap - 1600m

02 August 2025 - 12:08

Track Rating: Good 4, Weather: Fine, Rail Position: +3m Entire

BRISBANE RACING CLUB

Section	Overall	1400m	1200m	1000m	800m	600m	400m	200m
Section Times	1:35.45 [3] (0:13.57)	1:21.88 [2] (0:10.68)	1:11.20 [2] (0:11.21)	0:59.99 [2] (0:11.60)	0:48.39 [2] (0:11.82)	0:36.57 [2] (0:11.95)	0:24.62 [2] (0:11.95)	0:12.67 [2] (0:12.67)
Average Speed [km/h]	53.4	67.5	64.4	63.0	61.8	60.4	60.2	56.8
Top Speed [km/h]	67.6	69.7	66.2	64.0	62.8	61.6	60.9	60.4
Avg. Dist. to Rail [m]	11.9	3.8	3.5	3.4	2.7	0.6	2.7	3.1
Avg. Stride Freq. [Hz]	2.2	2.4	2.3	2.3	2.3	2.3	2.4	2.3
Avg. Stride Length [m]	6.7	7.9	7.8	7.7	7.6	7.4	7.1	6.8

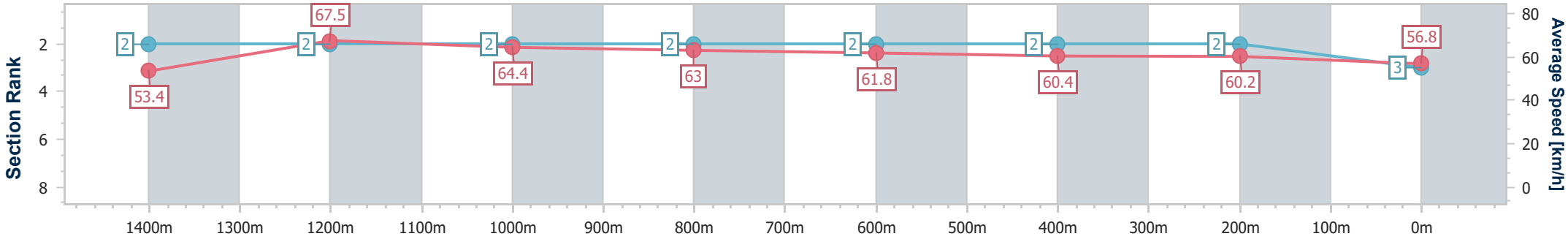

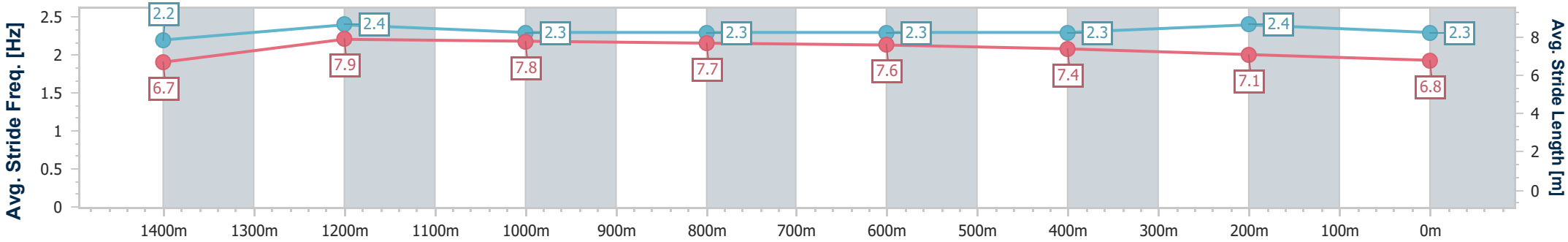

[ ]	Ranking at each section and finish
-:--.--	No data available at this section
NA	No data available

data processed by TRIPLESDATA

Horse/Jockey Name	Old Song
Final Rank	4
Fastest Section Time (Section)	0:11.06 (1400m)
Top Speed [km/h] (Section)	66.1 (1400m)
Race State	Finished

TAB

Eagle FarmProfessional

Race 1: BECOME A BRC MEMBER BENCHMARK 78 Handicap - 1600m

02 August 2025 - 12:08

Track Rating: Good 4, Weather: Fine, Rail Position: +3m Entire

BRISBANE RACING CLUB

Section	Overall	1400m	1200m	1000m	800m	600m	400m	200m
Section Times	1:35.85 [4] (0:14.20)	1:21.65 [8] (0:11.06)	1:10.59 [8] (0:11.31)	0:59.28 [8] (0:11.60)	0:47.68 [8] (0:11.63)	0:36.05 [8] (0:11.52)	0:24.53 [8] (0:11.88)	0:12.65 [6] (0:12.65)
Average Speed [km/h]	50.8	65.1	63.7	62.8	62.4	62.7	60.7	57.0
Top Speed [km/h]	66.0	66.1	64.8	63.8	63.5	63.9	62.9	60.1
Avg. Dist. to Rail [m]	8.4	1.2	2.5	2.3	1.1	1.4	7.9	11.9
Avg. Stride Freq. [Hz]	2.2	2.4	2.3	2.3	2.3	2.3	2.3	2.3
Avg. Stride Length [m]	6.4	7.5	7.6	7.4	7.2	7.2	7.1	6.9

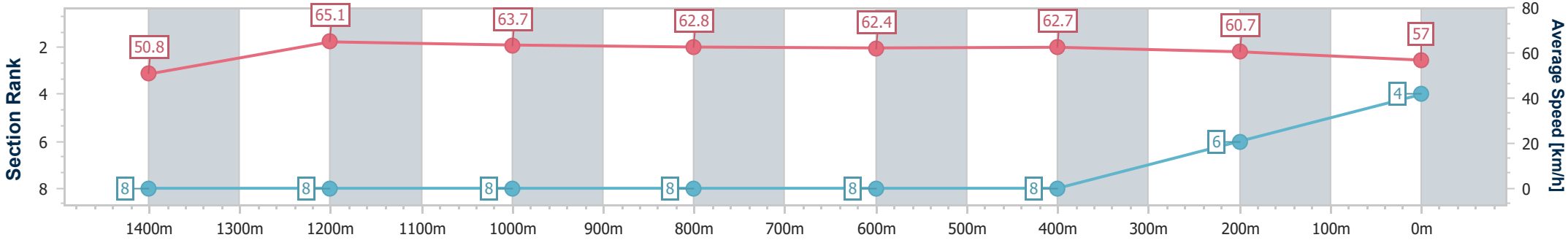

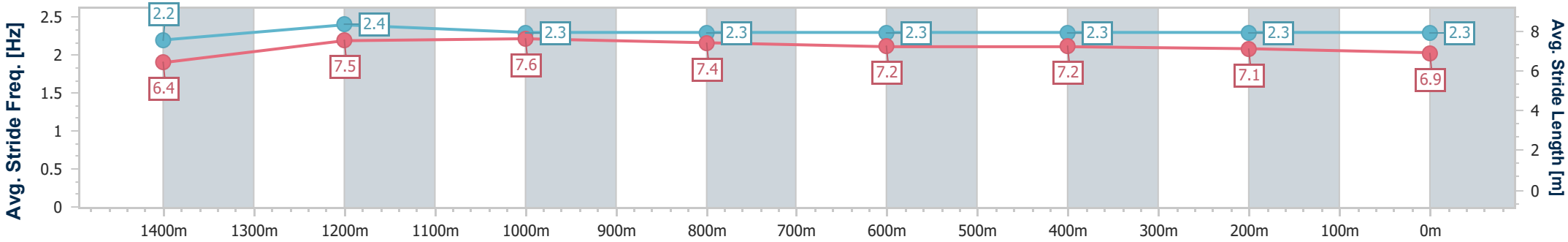

[ ]	Ranking at each section and finish
-:--.--	No data available at this section
NA	No data available

data processed by TRIPLESDATA

Horse/Jockey Name	Habeebah
Final Rank	5
Fastest Section Time (Section)	0:10.84 (1400m)
Top Speed [km/h] (Section)	68.0 (Overall)
Race State	Finished

TAB

Eagle FarmProfessional

Race 1: BECOME A BRC MEMBER BENCHMARK 78 Handicap - 1600m

02 August 2025 - 12:08

Track Rating: Good 4, Weather: Fine, Rail Position: +3m Entire

BRISBANE RACING CLUB

Section	Overall	1400m	1200m	1000m	800m	600m	400m	200m
Section Times	1:35.95 [5] (0:13.59)	1:22.36 [3] (0:10.84)	1:11.52 [3] (0:11.28)	1:00.24 [3] (0:11.64)	0:48.60 [3] (0:11.67)	0:36.93 [3] (0:11.88)	0:25.05 [4] (0:11.90)	0:13.15 [3] (0:13.15)
Average Speed [km/h]	53.3	66.4	63.9	62.8	62.0	60.8	60.5	54.8
Top Speed [km/h]	68.0	67.7	64.8	63.6	63.7	61.8	61.9	58.3
Avg. Dist. to Rail [m]	9.9	2.2	2.2	2.2	1.4	1.1	4.9	5.3
Avg. Stride Freq. [Hz]	2.3	2.5	2.4	2.4	2.4	2.4	2.5	2.4
Avg. Stride Length [m]	6.3	7.3	7.3	7.2	7.1	7.0	6.8	6.5

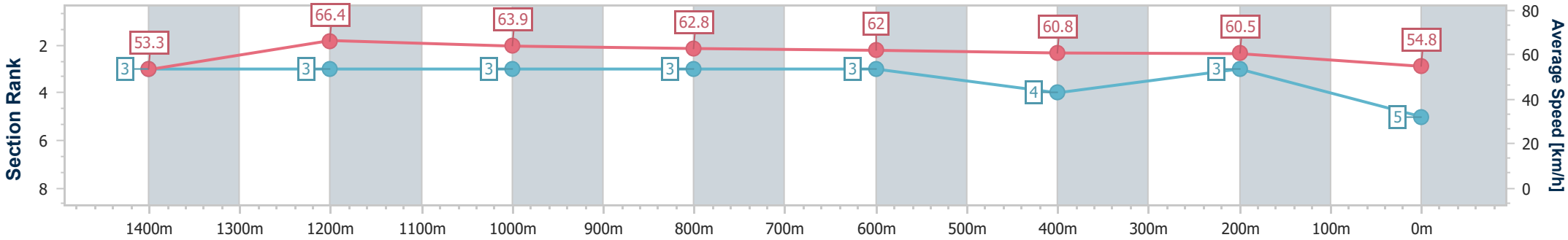

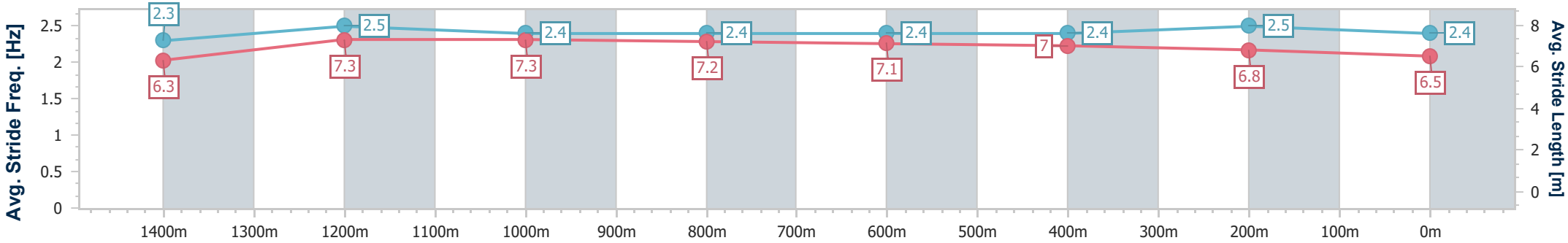

[ ]	Ranking at each section and finish
-:--.--	No data available at this section
NA	No data available

data processed by TRIPLESDATA

Horse/Jockey Name	Liberty Steps
Final Rank	6
Fastest Section Time (Section)	0:10.95 (1400m)
Top Speed [km/h] (Section)	67.0 (1400m)
Race State	Finished

TAB

Eagle FarmProfessional

Race 1: BECOME A BRC MEMBER BENCHMARK 78 Handicap - 1600m

02 August 2025 - 12:08

Track Rating: Good 4, Weather: Fine, Rail Position: +3m Entire

BRISBANE RACING CLUB

Section	Overall	1400m	1200m	1000m	800m	600m	400m	200m
Section Times	1:36.30 [6] (0:14.11)	1:22.19 [6] (0:10.95)	1:11.24 [7] (0:11.24)	1:00.00 [7] (0:11.53)	0:48.47 [7] (0:11.60)	0:36.87 [7] (0:11.79)	0:25.08 [7] (0:11.77)	0:13.31 [5] (0:13.31)
Average Speed [km/h]	51.4	65.8	64.3	62.7	61.9	61.4	61.1	54.1
Top Speed [km/h]	65.8	67.0	65.5	64.0	62.7	62.2	62.2	60.1
Avg. Dist. to Rail [m]	10.6	2.4	2.6	0.9	0.2	0.8	4.9	5.7
Avg. Stride Freq. [Hz]	2.2	2.4	2.3	2.3	2.3	2.3	2.3	2.2
Avg. Stride Length [m]	6.5	7.7	7.7	7.6	7.5	7.4	7.3	6.8

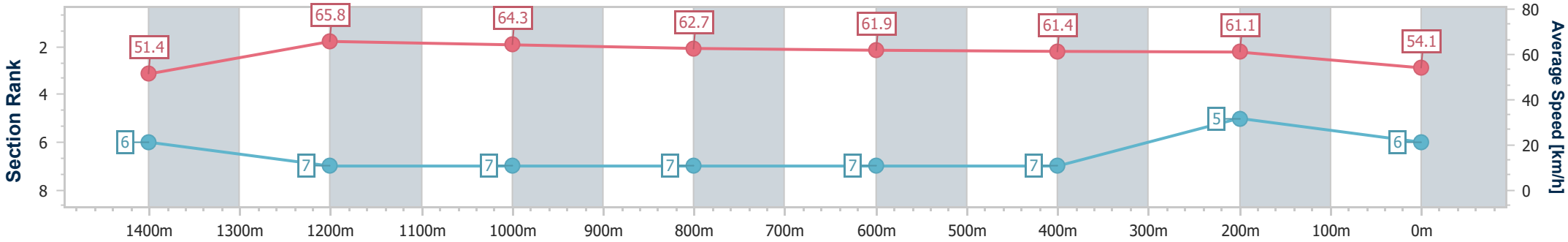

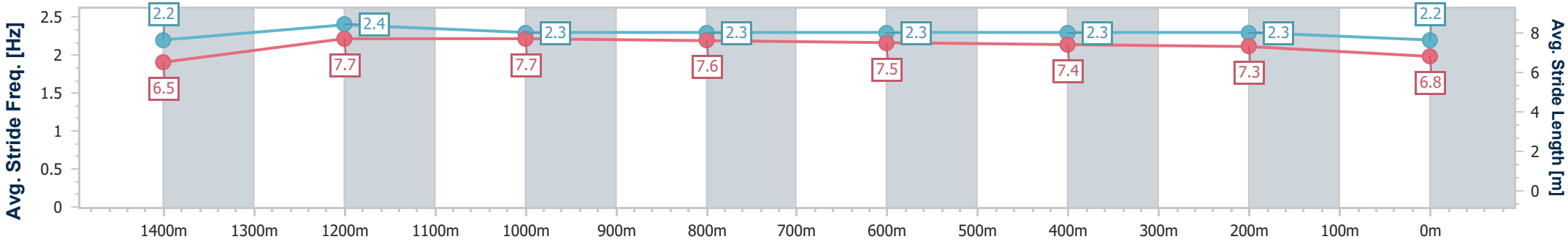

[ ]	Ranking at each section and finish
-:--.--	No data available at this section
NA	No data available

data processed by TRIPLESDATA

Horse/Jockey Name	All's Fair
Final Rank	7
Fastest Section Time (Section)	0:10.96 (1400m)
Top Speed [km/h] (Section)	67.2 (Overall)
Race State	Finished

TAB

Eagle FarmProfessional

Race 1: BECOME A BRC MEMBER BENCHMARK 78 Handicap - 1600m

02 August 2025 - 12:08

Track Rating: Good 4, Weather: Fine, Rail Position: +3m Entire

BRISBANE RACING CLUB

Section	Overall	1400m	1200m	1000m	800m	600m	400m	200m
Section Times	1:36.81 [7] (0:13.75)	1:23.06 [5] (0:10.96)	1:12.10 [4] (0:11.20)	1:00.90 [4] (0:11.48)	0:49.42 [4] (0:11.68)	0:37.74 [4] (0:11.99)	0:25.75 [5] (0:12.27)	0:13.48 [7] (0:13.48)
Average Speed [km/h]	52.5	65.6	64.5	62.7	61.4	59.9	58.7	53.4
Top Speed [km/h]	67.2	67.1	65.5	63.5	62.9	61.1	60.4	56.1
Avg. Dist. to Rail [m]	8.0	1.7	1.7	0.6	0.8	0.5	2.5	3.3
Avg. Stride Freq. [Hz]	2.2	2.3	2.3	2.3	2.3	2.3	2.3	2.2
Avg. Stride Length [m]	6.6	8.0	7.7	7.6	7.3	7.2	7.0	6.6

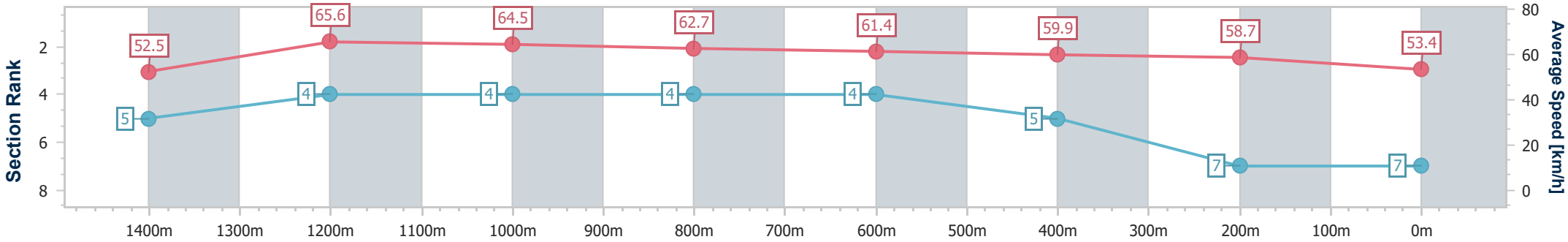

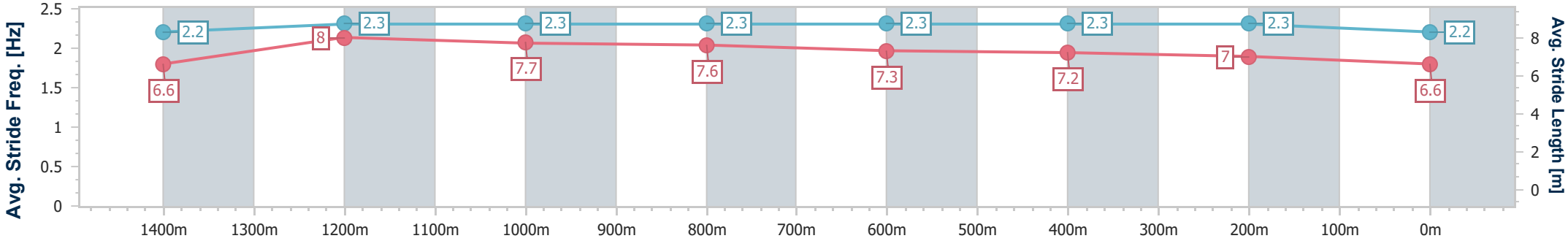

[ ]	Ranking at each section and finish
-:--.--	No data available at this section
NA	No data available

data processed by TRIPLESDATA

Horse/Jockey Name	Without Revenge
Final Rank	8
Fastest Section Time (Section)	0:10.73 (1400m)
Top Speed [km/h] (Section)	67.7 (1400m)
Race State	Finished

TAB

Eagle FarmProfessional

Race 1: BECOME A BRC MEMBER BENCHMARK 78 Handicap - 1600m

02 August 2025 - 12:08

Track Rating: Good 4, Weather: Fine, Rail Position: +3m Entire

BRISBANE RACING CLUB

Section	Overall	1400m	1200m	1000m	800m	600m	400m	200m
Section Times	1:38.03 [8] (0:13.30)	1:24.73 [1] (0:10.73)	1:14.00 [1] (0:11.11)	1:02.89 [1] (0:11.60)	0:51.29 [1] (0:11.77)	0:39.52 [1] (0:12.31)	0:27.21 [1] (0:12.84)	0:14.37 [8] (0:14.37)
Average Speed [km/h]	54.5	67.1	64.9	62.7	61.8	57.9	56.1	50.2
Top Speed [km/h]	67.4	67.7	67.2	64.8	63.4	60.3	58.4	53.1
Avg. Dist. to Rail [m]	11.0	1.3	2.5	2.5	1.3	1.2	1.8	1.1
Avg. Stride Freq. [Hz]	2.3	2.4	2.4	2.3	2.4	2.3	2.3	2.2
Avg. Stride Length [m]	6.6	7.7	7.7	7.4	7.2	6.9	6.7	6.4

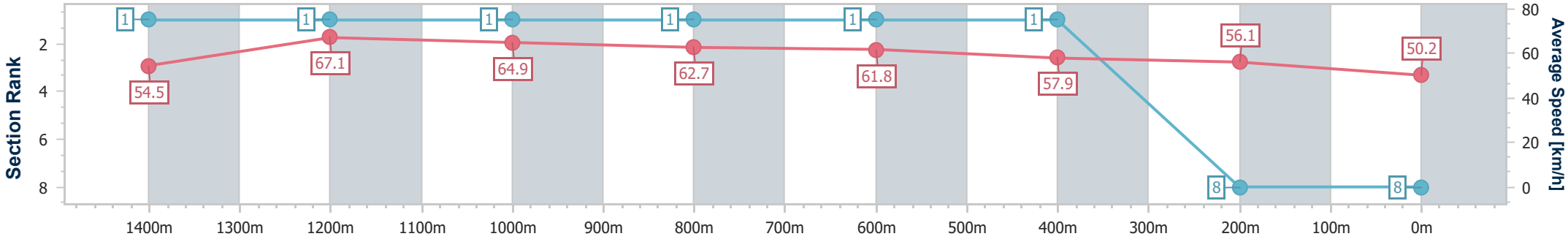

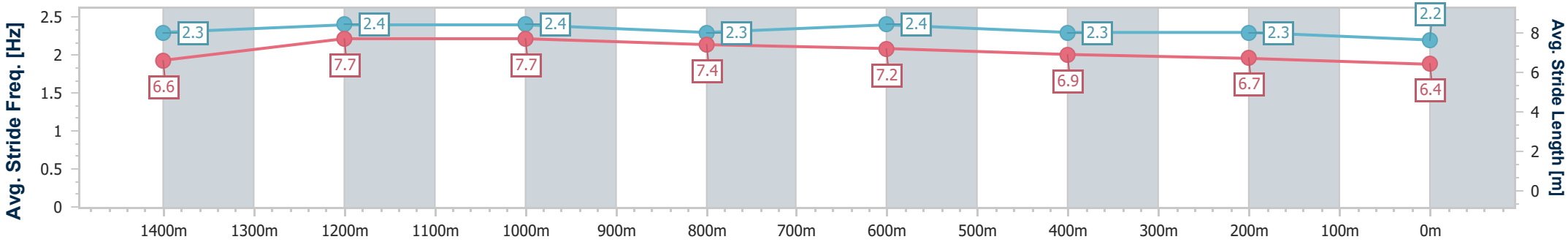

[ ]	Ranking at each section and finish
-:--.--	No data available at this section
NA	No data available

data processed by TRIPLESDATA

Eagle FarmProfessional

Race 2: EAGLE FARM 160 YEARS RACEDAY Fillies and Mares Class 6 Plate - 1200m

02 August 2025 - 12:44

BRISBANE RACING CLUB

Track Rating: Good 4, Weather: Fine, Rail Position: +3m Entire

Section	Overall	1000m	800m	600m	400m	200m	Last 600m
Field Times	1:10.56 (0:13.30)	0:57.26 (0:10.89)	0:46.37 (0:11.39)	0:34.98 (0:11.52)	0:23.46 (0:11.34)	0:12.12 (0:12.12)	0:34.98

Rank	TAB	Horse/Jockey	Barrier	Top Speed [km/h]	Fastest Section	Overall	1000m	800m	600m	400m	200m	Margin	Last 600m	Distance Travelled [m]
1	2	GIVE GIGGLES	5	67.8	0:10.95	1:10.56 [1]	0:57.10 [2]	0:46.15 [2]	0:34.73 [2]	0:23.28 [2]	0:12.12 [1]	1:10.56	0:34.73	
		Angela Jones		1000m	1000m	(0:13.46)	(0:10.95)	(0:11.42)	(0:11.45)	(0:11.16)	(0:12.12)			
2	10	SICILIAN	3	66.2	0:11.12	1:10.88 [2]	0:57.40 [3]	0:46.28 [3]	0:34.80 [4]	0:23.39 [3]	0:12.20 [3]	1.87L	0:34.80	+0
		Ben Thompson		Overall	1000m	(0:13.48)	(0:11.12)	(0:11.48)	(0:11.41)	(0:11.19)	(0:12.20)			
3	4	LADY WARDELL	4	69.0	0:10.89	1:11.03 [3]	0:57.73 [1]	0:46.84 [1]	0:35.45 [1]	0:23.93 [1]	0:12.48 [2]	2.73L	0:35.45	-3
		Tahlia Fenlon		Overall	1000m	(0:13.30)	(0:10.89)	(0:11.39)	(0:11.52)	(0:11.45)	(0:12.48)			
4	9	OCEAN ZAR	6	66.6	0:11.08	1:11.13 [4]	0:57.10 [7]	0:46.02 [7]	0:34.73 [7]	0:23.33 [7]	0:12.24 [6]	3.32L	0:34.73	-1
		Andrew Mallyon		1000m	1000m	(0:14.03)	(0:11.08)	(0:11.29)	(0:11.40)	(0:11.09)	(0:12.24)			
5	5	ONE 'N' ONLY	7	68.7	0:10.90	1:11.19 [5]	0:57.16 [6]	0:46.26 [6]	0:34.84 [6]	0:23.46 [6]	0:12.33 [5]	3.66L	0:34.84	+4
		Jag Guthmann-Chester		1000m	1000m	(0:14.03)	(0:10.90)	(0:11.42)	(0:11.38)	(0:11.13)	(0:12.33)			
6	7	REMLAPS ANGEL	2	67.6	0:10.98	1:11.24 [6]	0:57.40 [5]	0:46.42 [5]	0:35.19 [3]	0:23.73 [4]	0:12.43 [4]	3.96L	0:35.19	+3
		Ryan Maloney		1000m	1000m	(0:13.84)	(0:10.98)	(0:11.23)	(0:11.46)	(0:11.30)	(0:12.43)			
7	1	CINQUE TERRE	1	66.4	0:11.05	1:11.47 [7]	0:57.79 [4]	0:46.74 [4]	0:35.30 [5]	0:23.77 [5]	0:12.40 [7]	5.31L	0:35.30	-1
		Cejay Graham		1000m	1000m	(0:13.68)	(0:11.05)	(0:11.44)	(0:11.53)	(0:11.37)	(0:12.40)			
8	8	NOT THAT EASY	8	67.0	0:11.09	1:11.78 [8]	0:57.46 [8]	0:46.37 [8]	0:34.98 [8]	0:23.57 [8]	0:12.22 [8]	7.15L	0:34.98	+0
		Heavelon Van		1000m	1000m	(0:14.32)	(0:11.09)	(0:11.39)	(0:11.41)	(0:11.35)	(0:12.22)			

Scratched: Grandeur Rose (#3), Decisive Lass (#6)

[ ]	Ranking at each section and finish	**SCN**	Saddle cloth number
-:--.--	No data available at this section	**DNF**	Did not finish
NA	No data available	**DNT**	Did not track

data processed by TRIPLESDATA

Horse/Jockey Name	Give Giggles
Final Rank	1
Fastest Section Time (Section)	0:10.95 (1000m)
Top Speed [km/h] (Section)	67.8 (1000m)
Race State	Finished

TAB

Eagle FarmProfessional

Race 2: EAGLE FARM 160 YEARS RACEDAY Fillies and Mares Class 6 Plate - 1200m

02 August 2025 - 12:44

Track Rating: Good 4, Weather: Fine, Rail Position: +3m Entire

BRISBANE RACING CLUB

Section	Overall	1000m	800m	600m	400m	200m
Section Times	1:10.56 [1] (0:13.46)	0:57.10 [2] (0:10.95)	0:46.15 [2] (0:11.42)	0:34.73 [2] (0:11.45)	0:23.28 [2] (0:11.16)	0:12.12 [1] (0:12.12)
Average Speed [km/h]	53.6	66.4	63.2	62.8	64.5	59.6
Top Speed [km/h]	67.3	67.8	64.6	65.6	66.2	64.1
Avg. Dist. to Rail [m]	3.5	1.8	0.9	1.1	5.8	4.6
Avg. Stride Freq. [Hz]	2.3	2.4	2.3	2.3	2.4	2.3
Avg. Stride Length [m]	6.4	7.6	7.5	7.5	7.4	7.1

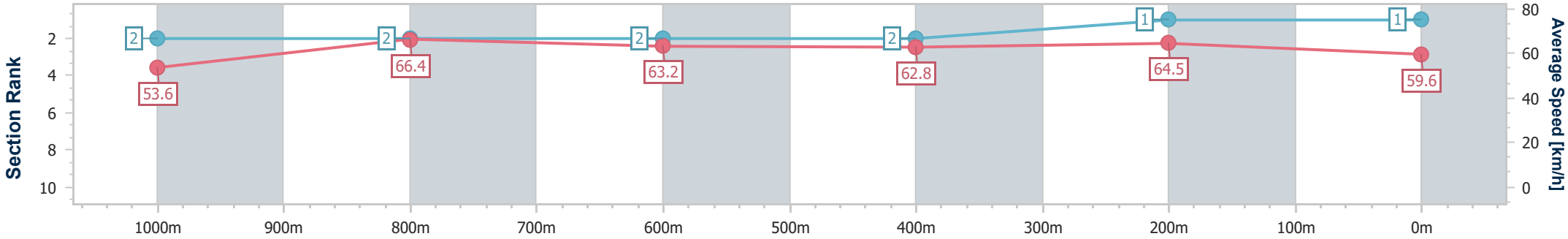

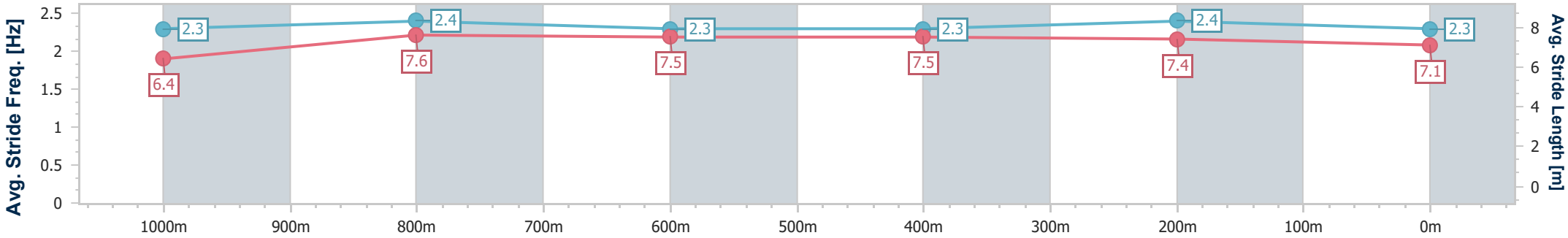

[ ]	Ranking at each section and finish
-:--.--	No data available at this section
NA	No data available

data processed by TRIPLESDATA

Horse/Jockey Name	Sicilian
Final Rank	2
Fastest Section Time (Section)	0:11.12 (1000m)
Top Speed [km/h] (Section)	66.2 (Overall)
Race State	Finished

TAB

Eagle FarmProfessional

Race 2: EAGLE FARM 160 YEARS RACEDAY Fillies and Mares Class 6 Plate - 1200m

02 August 2025 - 12:44

Track Rating: Good 4, Weather: Fine, Rail Position: +3m Entire

BRISBANE RACING CLUB

Section	Overall	1000m	800m	600m	400m	200m
Section Times	1:10.88 [2] (0:13.48)	0:57.40 [3] (0:11.12)	0:46.28 [3] (0:11.48)	0:34.80 [4] (0:11.41)	0:23.39 [3] (0:11.19)	0:12.20 [3] (0:12.20)
Average Speed [km/h]	53.5	65.1	62.8	63.3	64.4	59.1
Top Speed [km/h]	66.2	66.0	63.8	65.0	65.7	62.4
Avg. Dist. to Rail [m]	1.4	0.8	0.5	0.8	5.8	6.4
Avg. Stride Freq. [Hz]	2.3	2.4	2.3	2.4	2.4	2.3
Avg. Stride Length [m]	6.6	7.5	7.5	7.5	7.4	7.0

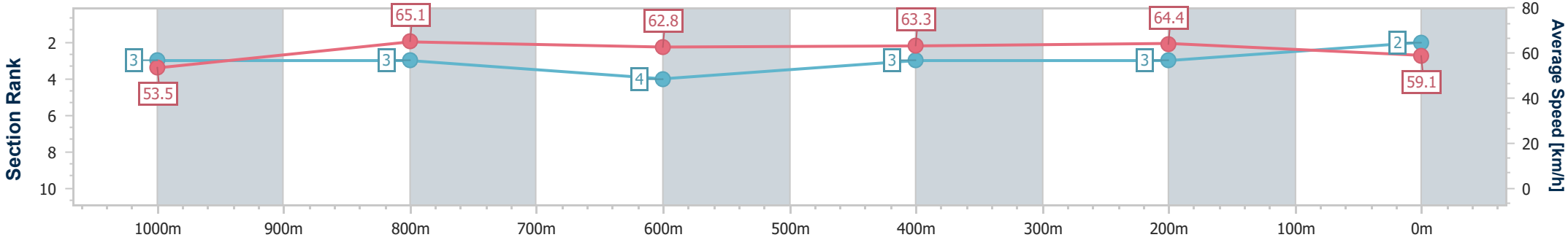

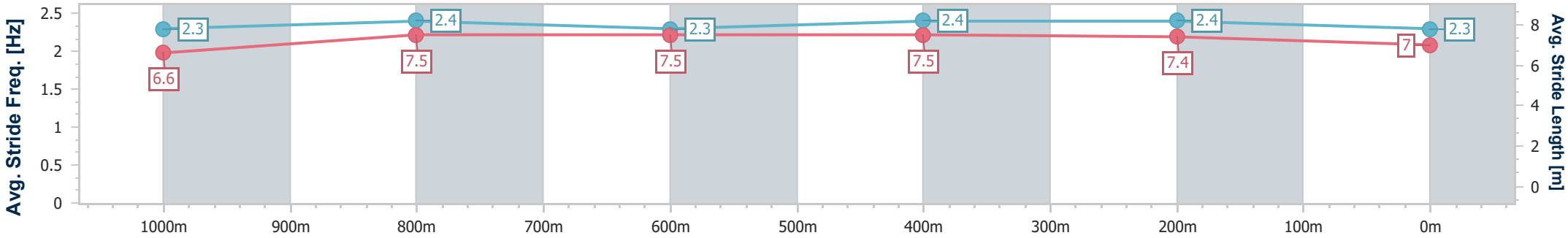

[ ]	Ranking at each section and finish
-:--.--	No data available at this section
NA	No data available

data processed by TRIPLESDATA

Horse/Jockey Name	Lady Wardell
Final Rank	3
Fastest Section Time (Section)	0:10.89 (1000m)
Top Speed [km/h] (Section)	69.0 (Overall)
Race State	Finished

Eagle FarmProfessional

Race 2: EAGLE FARM 160 YEARS RACEDAY Fillies and Mares Class 6 Plate - 1200m

02 August 2025 - 12:44

Track Rating: Good 4, Weather: Fine, Rail Position: +3m Entire

BRISBANE RACING CLUB

Section	Overall	1000m	800m	600m	400m	200m
Section Times	1:11.03 [3] (0:13.30)	0:57.73 [1] (0:10.89)	0:46.84 [1] (0:11.39)	0:35.45 [1] (0:11.52)	0:23.93 [1] (0:11.45)	0:12.48 [2] (0:12.48)
Average Speed [km/h]	54.4	66.5	63.1	61.8	63.0	57.8
Top Speed [km/h]	69.0	68.6	63.8	65.3	65.2	61.5
Avg. Dist. to Rail [m]	2.1	0.9	0.6	1.6	0.4	1.1
Avg. Stride Freq. [Hz]	2.3	2.4	2.3	2.3	2.4	2.3
Avg. Stride Length [m]	6.6	7.8	7.6	7.4	7.2	6.9

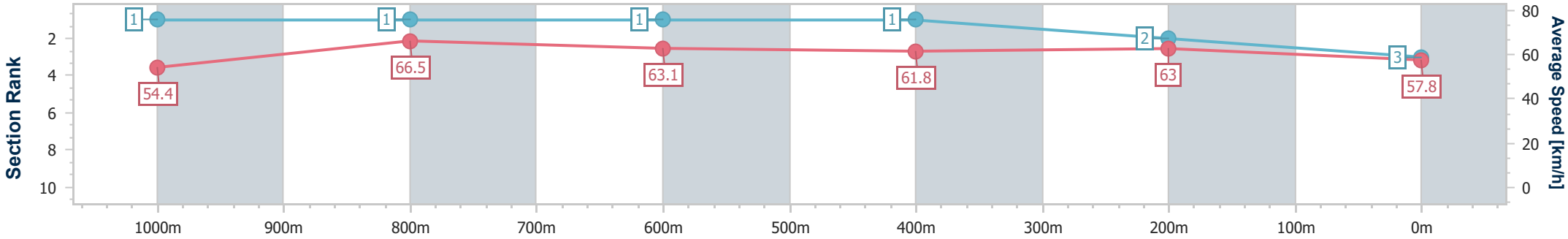

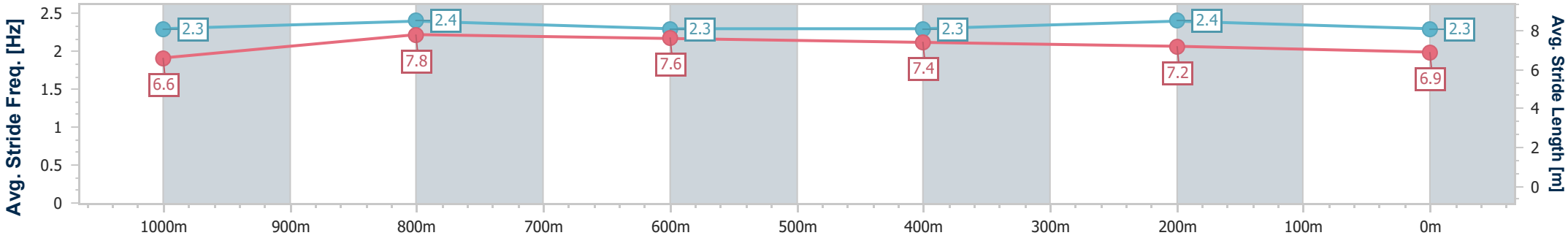

[ ]	Ranking at each section and finish
-:--.--	No data available at this section
NA	No data available

data processed by TRIPLESDATA

Horse/Jockey Name	Ocean Zar
Final Rank	4
Fastest Section Time (Section)	0:11.08 (1000m)
Top Speed [km/h] (Section)	66.6 (1000m)
Race State	Finished

TAB

Eagle FarmProfessional

Race 2: EAGLE FARM 160 YEARS RACEDAY Fillies and Mares Class 6 Plate - 1200m

02 August 2025 - 12:44

Track Rating: Good 4, Weather: Fine, Rail Position: +3m Entire

BRISBANE RACING CLUB

Section	Overall	1000m	800m	600m	400m	200m
Section Times	1:11.13 [4] (0:14.03)	0:57.10 [7] (0:11.08)	0:46.02 [7] (0:11.29)	0:34.73 [7] (0:11.40)	0:23.33 [7] (0:11.09)	0:12.24 [6] (0:12.24)
Average Speed [km/h]	51.5	65.3	63.9	63.3	65.0	58.6
Top Speed [km/h]	65.0	66.6	65.7	64.7	65.8	62.6
Avg. Dist. to Rail [m]	3.2	1.4	0.4	0.9	3.5	1.6
Avg. Stride Freq. [Hz]	2.1	2.3	2.2	2.2	2.3	2.2
Avg. Stride Length [m]	6.7	8.0	8.0	8.0	7.8	7.5

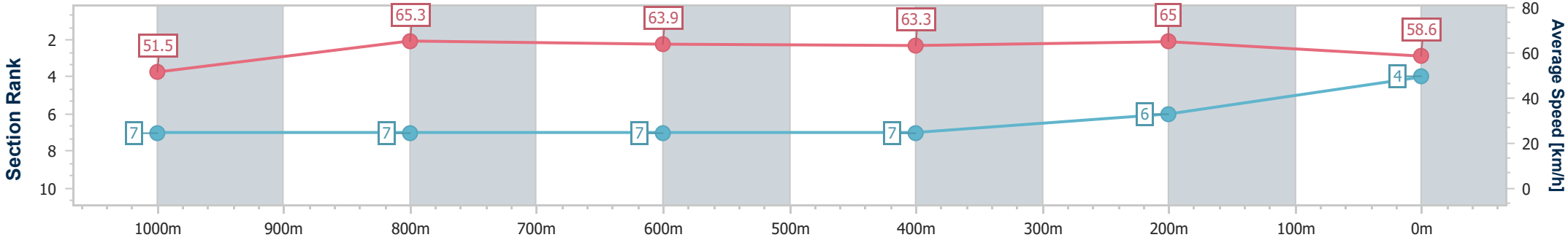

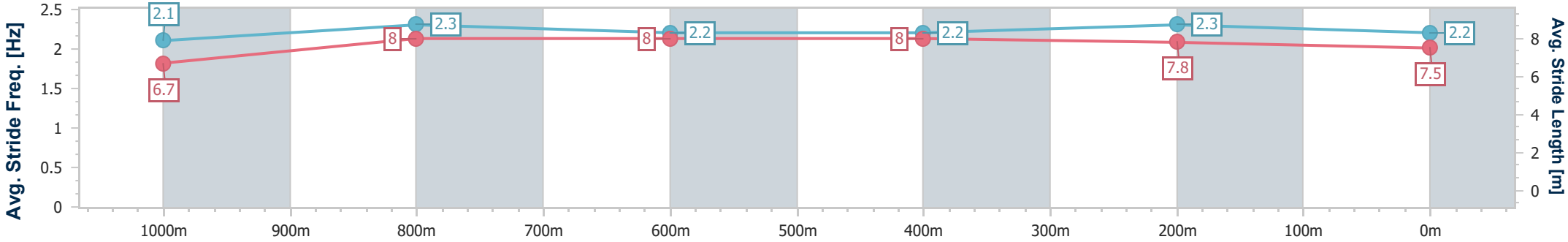

[ ]	Ranking at each section and finish
-:--.--	No data available at this section
NA	No data available

data processed by TRIPLESDATA

Horse/Jockey Name	One 'N' Only
Final Rank	5
Fastest Section Time (Section)	0:10.90 (1000m)
Top Speed [km/h] (Section)	68.7 (1000m)
Race State	Finished

TAB

Eagle FarmProfessional

Race 2: EAGLE FARM 160 YEARS RACEDAY Fillies and Mares Class 6 Plate - 1200m

02 August 2025 - 12:44

Track Rating: Good 4, Weather: Fine, Rail Position: +3m Entire

BRISBANE RACING CLUB

Section	Overall	1000m	800m	600m	400m	200m
Section Times	1:11.19 [5] (0:14.03)	0:57.16 [6] (0:10.90)	0:46.26 [6] (0:11.42)	0:34.84 [6] (0:11.38)	0:23.46 [6] (0:11.13)	0:12.33 [5] (0:12.33)
Average Speed [km/h]	51.3	67.0	63.7	64.2	64.8	58.3
Top Speed [km/h]	65.1	68.7	65.6	66.9	66.9	62.9
Avg. Dist. to Rail [m]	4.0	2.1	2.4	3.1	7.6	6.9
Avg. Stride Freq. [Hz]	2.5	2.6	2.6	2.5	2.6	2.5
Avg. Stride Length [m]	5.7	7.2	6.9	7.0	7.0	6.5

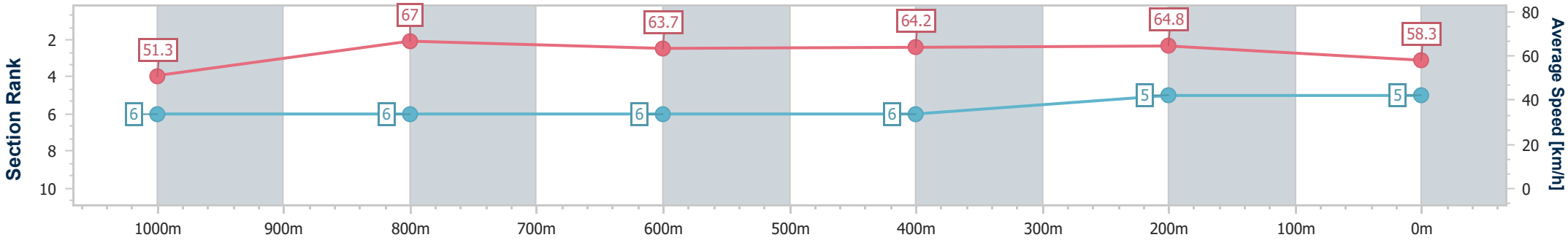

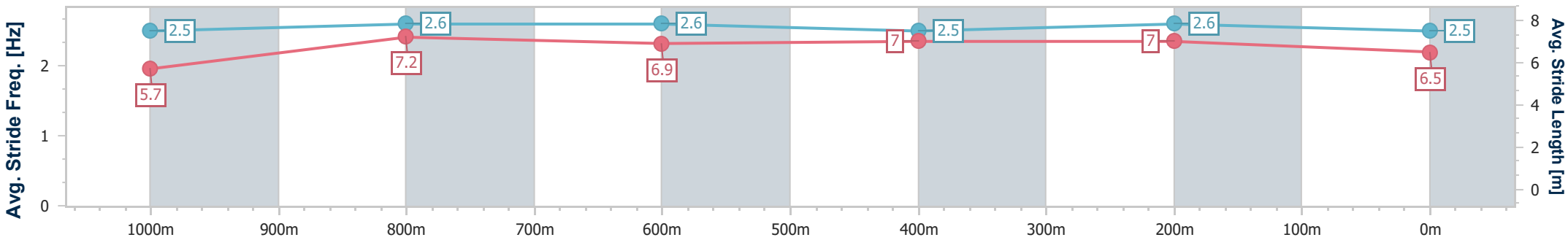

[ ]	Ranking at each section and finish
-:--.--	No data available at this section
NA	No data available

data processed by TRIPLESDATA

Horse/Jockey Name	Remlaps Angel
Final Rank	6
Fastest Section Time (Section)	0:10.98 (1000m)
Top Speed [km/h] (Section)	67.6 (1000m)
Race State	Finished

TAB

Eagle FarmProfessional

Race 2: EAGLE FARM 160 YEARS RACEDAY Fillies and Mares Class 6 Plate - 1200m

02 August 2025 - 12:44

Track Rating: Good 4, Weather: Fine, Rail Position: +3m Entire

BRISBANE RACING CLUB

Section	Overall	1000m	800m	600m	400m	200m
Section Times	1:11.24 [6] (0:13.84)	0:57.40 [5] (0:10.98)	0:46.42 [5] (0:11.23)	0:35.19 [3] (0:11.46)	0:23.73 [4] (0:11.30)	0:12.43 [4] (0:12.43)
Average Speed [km/h]	52.2	66.2	64.7	63.3	63.8	58.0
Top Speed [km/h]	66.0	67.6	65.8	66.1	65.2	62.2
Avg. Dist. to Rail [m]	1.4	2.2	1.9	2.2	8.4	7.8
Avg. Stride Freq. [Hz]	2.4	2.5	2.5	2.5	2.6	2.4
Avg. Stride Length [m]	6.0	7.4	7.3	7.0	6.9	6.6

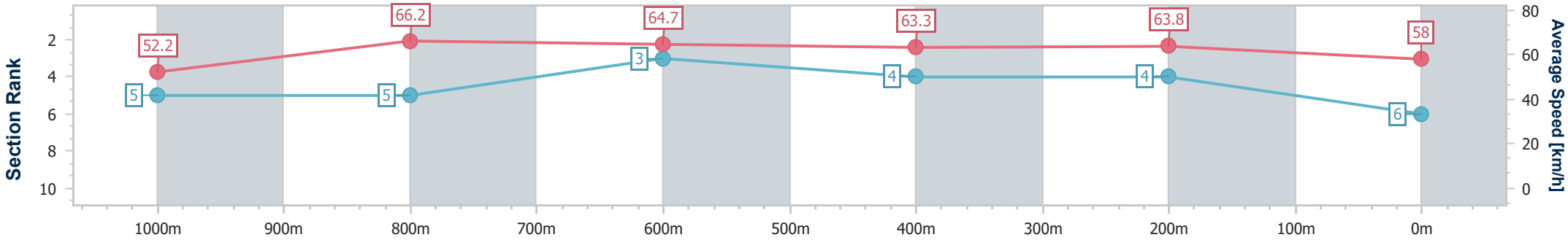

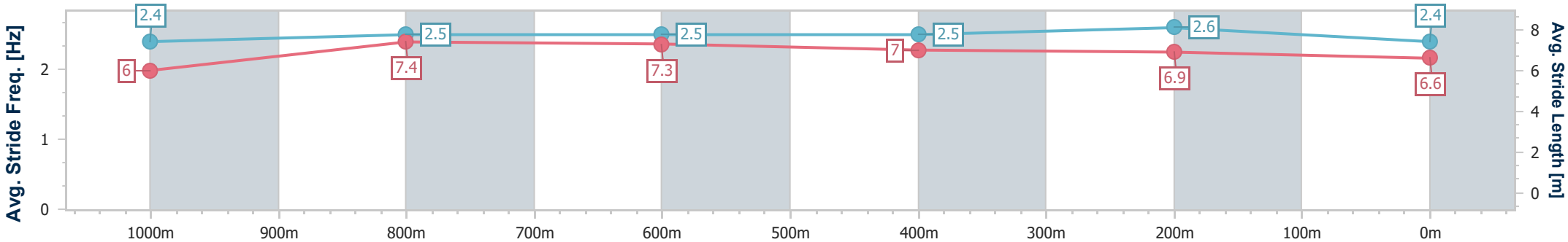

[ ]	Ranking at each section and finish
-:--.--	No data available at this section
NA	No data available

data processed by TRIPLESDATA

Horse/Jockey Name	Cinque Terre
Final Rank	7
Fastest Section Time (Section)	0:11.05 (1000m)
Top Speed [km/h] (Section)	66.4 (1000m)
Race State	Finished

TAB

Eagle FarmProfessional

Race 2: EAGLE FARM 160 YEARS RACEDAY Fillies and Mares Class 6 Plate - 1200m

02 August 2025 - 12:44

Track Rating: Good 4, Weather: Fine, Rail Position: +3m Entire

BRISBANE RACING CLUB

Section	Overall	1000m	800m	600m	400m	200m
Section Times	1:11.47 [7] (0:13.68)	0:57.79 [4] (0:11.05)	0:46.74 [4] (0:11.44)	0:35.30 [5] (0:11.53)	0:23.77 [5] (0:11.37)	0:12.40 [7] (0:12.40)
Average Speed [km/h]	52.7	65.4	63.3	62.4	63.2	58.1
Top Speed [km/h]	66.2	66.4	64.8	63.6	64.5	61.5
Avg. Dist. to Rail [m]	1.0	1.3	0.6	0.6	2.9	3.7
Avg. Stride Freq. [Hz]	2.3	2.4	2.3	2.4	2.4	2.3
Avg. Stride Length [m]	6.2	7.6	7.5	7.3	7.2	6.9

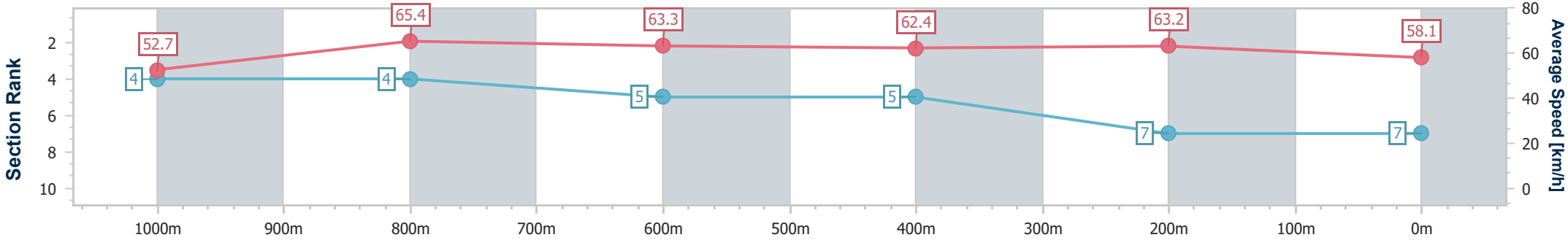

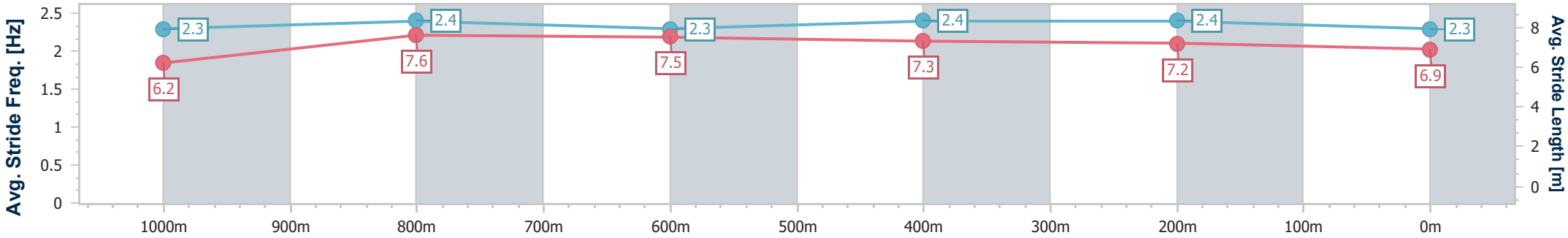

[ ]	Ranking at each section and finish
-:--.--	No data available at this section
NA	No data available

data processed by TRIPLESDATA

Horse/Jockey Name	Not That Easy
Final Rank	8
Fastest Section Time (Section)	0:11.09 (1000m)
Top Speed [km/h] (Section)	67.0 (1000m)
Race State	Finished

TAB

Eagle FarmProfessional

Race 2: EAGLE FARM 160 YEARS RACEDAY Fillies and Mares Class 6 Plate - 1200m

02 August 2025 - 12:44

Track Rating: Good 4, Weather: Fine, Rail Position: +3m Entire

BRISBANE RACING CLUB

Section	Overall	1000m	800m	600m	400m	200m
Section Times	1:11.78 [8] (0:14.32)	0:57.46 [8] (0:11.09)	0:46.37 [8] (0:11.39)	0:34.98 [8] (0:11.41)	0:23.57 [8] (0:11.35)	0:12.22 [8] (0:12.22)
Average Speed [km/h]	50.5	65.6	63.2	63.3	63.4	58.9
Top Speed [km/h]	64.8	67.0	64.8	65.0	65.0	61.4
Avg. Dist. to Rail [m]	4.3	1.8	0.6	0.9	2.7	0.6
Avg. Stride Freq. [Hz]	2.1	2.3	2.3	2.3	2.3	2.2
Avg. Stride Length [m]	6.7	7.9	7.8	7.7	7.7	7.3

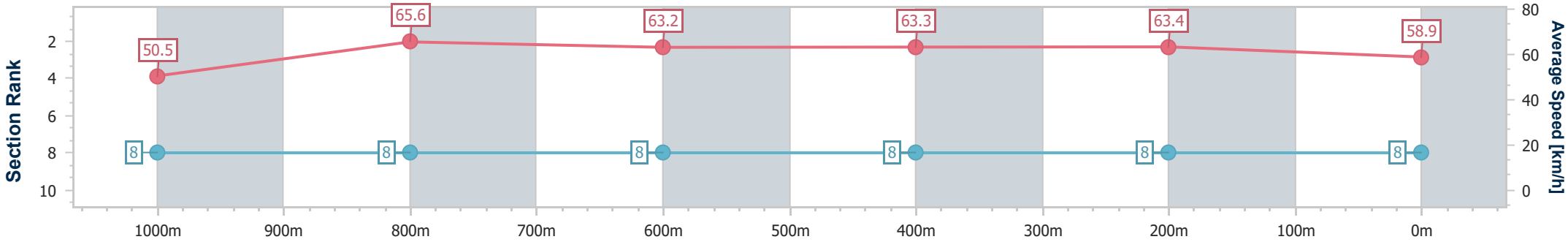

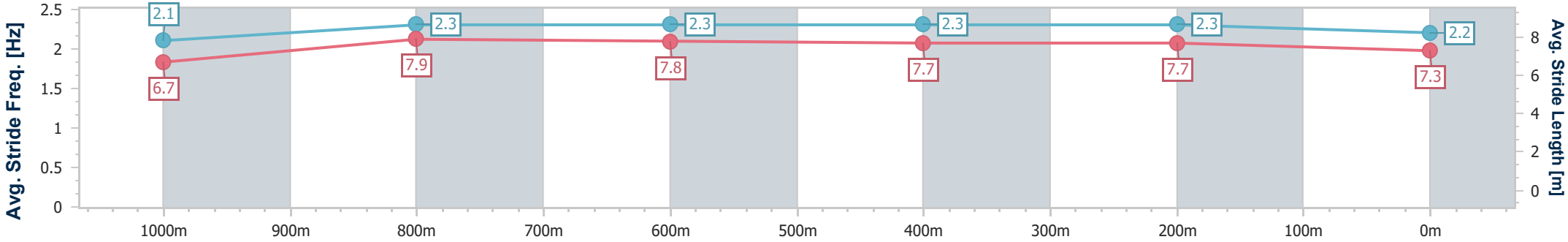

[ ]	Ranking at each section and finish
-:--.--	No data available at this section
NA	No data available

data processed by TRIPLESDATA

Eagle FarmProfessional

Race 3: HAPPY HORSES' BIRTHDAY Class 3 Handicap - Weights Raised 0.5kg - 1000m

02 August 2025 - 13:18

BRISBANE RACING CLUB

Track Rating: Good 4, Weather: Fine, Rail Position: +3m Entire

Section	Overall	800m	600m	400m	200m	Last 600m
Field Times	0:57.89 (0:12.87)	0:45.02 (0:10.42)	0:34.60 (0:11.06)	0:23.54 (0:11.25)	0:12.29 (0:12.29)	0:34.60

Rank	TAB	Horse/Jockey	Barrier	Top Speed [km/h]	Fastest Section	Overall	800m	600m	400m	200m	Margin	Last 600m	Distance Travelled [m]
1	8	VINDICTA	4	68.8	0:10.50	0:57.89 [1]	0:44.80 [4]	0:34.30 [4]	0:23.38 [4]	0:12.29 [1]	0:57.89	0:34.30	
		Damien Thornton		800m	800m	(0:13.09)	(0:10.50)	(0:10.92)	(0:11.09)	(0:12.29)			
2	4	PORT ERIN	9	69.6	0:10.49	0:58.01 [2]	0:44.48 [7]	0:33.99 [7]	0:23.33 [5]	0:12.34 [2]	0.7L	0:33.99	+1
		Jag Guthmann-Chester		600m	800m	(0:13.53)	(0:10.49)	(0:10.66)	(0:10.99)	(0:12.34)			
3	9	AIR WE GO	6	69.1	0:10.54	0:58.09 [3]	0:44.89 [5]	0:34.35 [5]	0:23.40 [6]	0:12.32 [4]	1.21L	0:34.35	+1
		Ben Thompson		800m	800m	(0:13.20)	(0:10.54)	(0:10.95)	(0:11.08)	(0:12.32)			
4	7	DONT CALL ME HONEY	2	70.2	0:10.36	0:58.35 [4]	0:45.42 [3]	0:35.06 [2]	0:24.00 [1]	0:12.60 [3]	2.73L	0:35.06	-3
		Tahlia Fenlon		Overall	800m	(0:12.93)	(0:10.36)	(0:11.06)	(0:11.40)	(0:12.60)			
5	6	ALECTRONA	10	70.2	0:10.34	0:58.68 [5]	0:44.76 [10]	0:34.42 [10]	0:23.69 [9]	0:12.64 [7]	4.64L	0:34.42	+2
		Cejay Graham		600m	800m	(0:13.92)	(0:10.34)	(0:10.73)	(0:11.05)	(0:12.64)			
6	10	IT'S RAINING AGAIN	8	68.8	0:10.35	0:58.69 [6]	0:44.97 [8]	0:34.62 [8]	0:23.89 [8]	0:12.74 [6]	4.7L	0:34.62	-3
		Scott Sheargold		800m	800m	(0:13.72)	(0:10.35)	(0:10.73)	(0:11.15)	(0:12.74)			
7	5	RUSH HOUR	7	69.5	0:10.43	0:58.79 [7]	0:45.02 [9]	0:34.59 [9]	0:23.77 [10]	0:12.63 [8]	5.28L	0:34.59	+3
		Taylor Marshall		600m	800m	(0:13.77)	(0:10.43)	(0:10.82)	(0:11.14)	(0:12.63)			
8	12	KELLY'S LANDING	3	68.8	0:10.53	0:59.00 [8]	0:46.13 [1]	0:35.60 [3]	0:24.61 [2]	0:13.14 [5]	6.53L	0:35.60	+0
		Angela Jones		Overall	800m	(0:12.87)	(0:10.53)	(0:10.99)	(0:11.47)	(0:13.14)			
9	11	TRYANZA	5	68.0	0:10.61	0:59.40 [9]	0:46.02 [6]	0:35.41 [6]	0:24.62 [7]	0:13.22 [9]	8.89L	0:35.41	-5
		Cobi Vitler		800m	800m	(0:13.38)	(0:10.61)	(0:10.79)	(0:11.40)	(0:13.22)			
10	15	BEACHSIDE BABE	1	68.8	0:10.36	0:59.80 [10]	0:46.87 [2]	0:36.51 [1]	0:25.38 [3]	0:13.59 [10]	11.24L	0:36.51	-4
		Siobhan Rutledge		Overall	800m	(0:12.93)	(0:10.36)	(0:11.13)	(0:11.79)	(0:13.59)			

Scratched: Hawker Hall (#2), Pareto (#3), Sicilian (#1), Commandment (#13), Super Zamboni (#14)

Report Created: Sat 2 August 2025 14:04 GMT+10 (Note: Timing is based on position data)

[ ]	Ranking at each section and finish	SCN	Saddle cloth number
-:--.--	No data available at this section	DNF	Did not finish
NA	No data available	DNT	Did not track

data processed by TRIPLESDATA

Horse/Jockey Name	Vindicta
Final Rank	1
Fastest Section Time (Section)	0:10.50 (800m)
Top Speed [km/h] (Section)	68.8 (800m)
Race State	Finished

TAB

Eagle FarmProfessional

Race 3: HAPPY HORSES' BIRTHDAY Class 3 Handicap - Weights Raised 0.5kg - 1000m

02 August 2025 - 13:18

Track Rating: Good 4, Weather: Fine, Rail Position: +3m Entire

BRISBANE RACING CLUB

Section	Overall	800m	600m	400m	200m
Section Times	0:57.89 [1] (0:13.09)	0:44.80 [4] (0:10.50)	0:34.30 [4] (0:10.92)	0:23.38 [4] (0:11.09)	0:12.29 [1] (0:12.29)
Average Speed [km/h]	55.4	69.2	66.5	65.0	58.4
Top Speed [km/h]	68.0	68.8	67.9	66.0	62.5
Avg. Dist. to Rail [m]	5.7	1.7	1.6	7.8	9.7
Avg. Stride Freq. [Hz]	2.4	2.5	2.4	2.5	2.4
Avg. Stride Length [m]	6.2	7.5	7.2	7.1	6.7

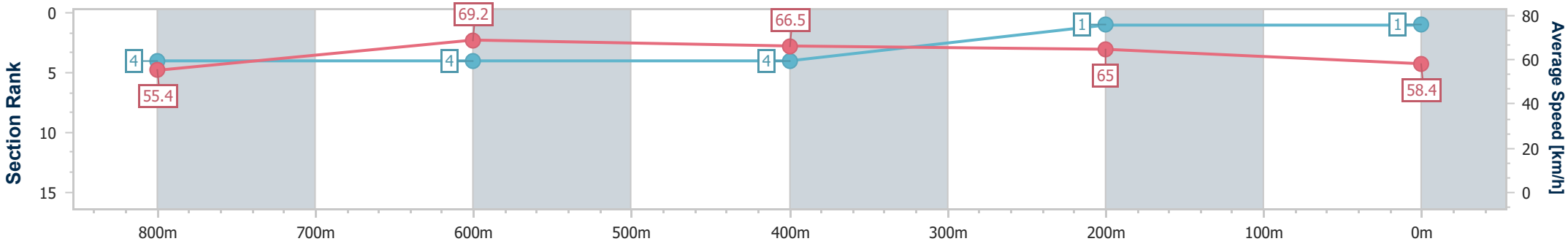

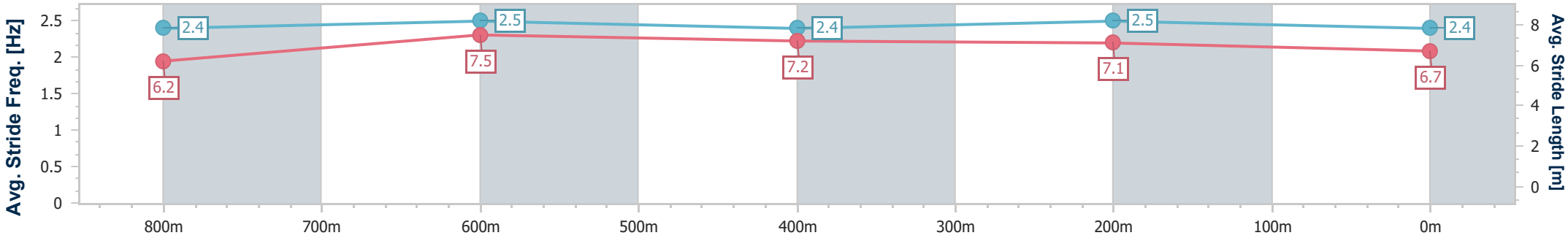

[ ]	Ranking at each section and finish
-:--.--	No data available at this section
NA	No data available

data processed by TRIPLESDATA

Horse/Jockey Name	Port Erin
Final Rank	2
Fastest Section Time (Section)	0:10.49 (800m)
Top Speed [km/h] (Section)	69.6 (600m)
Race State	Finished

TAB

Eagle FarmProfessional

Race 3: HAPPY HORSES' BIRTHDAY Class 3 Handicap - Weights Raised 0.5kg - 1000m

02 August 2025 - 13:18

Track Rating: Good 4, Weather: Fine, Rail Position: +3m Entire

BRISBANE RACING CLUB

Section	Overall	800m	600m	400m	200m
Section Times	0:58.01 [2] (0:13.53)	0:44.48 [7] (0:10.49)	0:33.99 [7] (0:10.66)	0:23.33 [5] (0:10.99)	0:12.34 [2] (0:12.34)
Average Speed [km/h]	53.8	69.4	67.8	65.6	58.4
Top Speed [km/h]	67.3	67.7	69.6	67.7	62.5
Avg. Dist. to Rail [m]	8.5	2.2	1.0	3.2	5.1
Avg. Stride Freq. [Hz]	2.4	2.5	2.6	2.6	2.5
Avg. Stride Length [m]	6.1	7.6	7.3	7.0	6.5

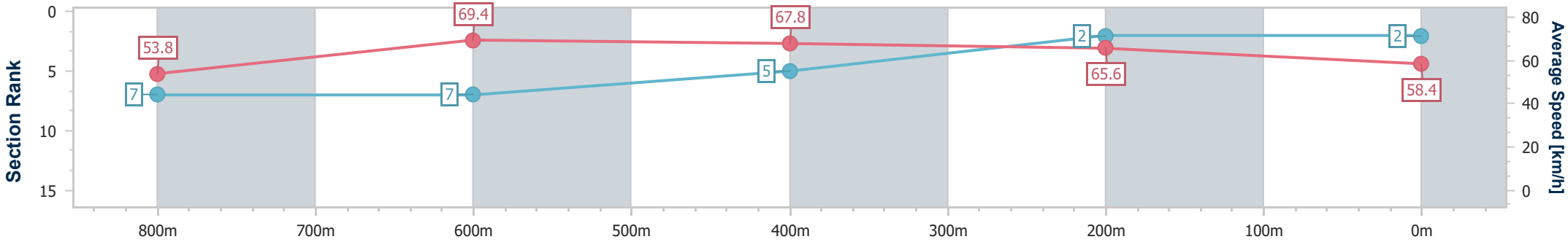

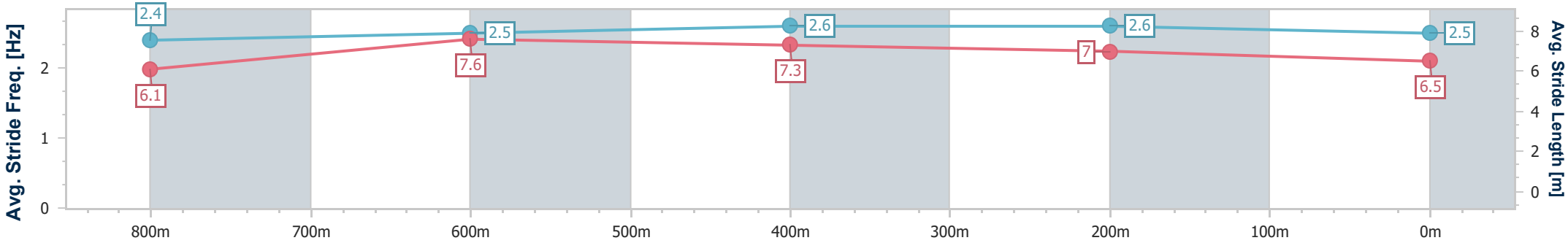

[ ]	Ranking at each section and finish
-:--.--	No data available at this section
NA	No data available

data processed by TRIPLESDATA

Horse/Jockey Name	Air We Go
Final Rank	3
Fastest Section Time (Section)	0:10.54 (800m)
Top Speed [km/h] (Section)	69.1 (800m)
Race State	Finished

TAB

Eagle FarmProfessional

Race 3: HAPPY HORSES' BIRTHDAY Class 3 Handicap - Weights Raised 0.5kg - 1000m

02 August 2025 - 13:18

Track Rating: Good 4, Weather: Fine, Rail Position: +3m Entire

BRISBANE RACING CLUB

Section	Overall	800m	600m	400m	200m
Section Times	0:58.09 [3] (0:13.20)	0:44.89 [5] (0:10.54)	0:34.35 [5] (0:10.95)	0:23.40 [6] (0:11.08)	0:12.32 [4] (0:12.32)
Average Speed [km/h]	55.1	69.1	66.3	65.1	58.4
Top Speed [km/h]	67.0	69.1	67.3	67.6	62.1
Avg. Dist. to Rail [m]	6.1	1.8	2.4	7.1	8.7
Avg. Stride Freq. [Hz]	2.3	2.4	2.4	2.4	2.3
Avg. Stride Length [m]	6.5	7.9	7.9	7.4	7.0

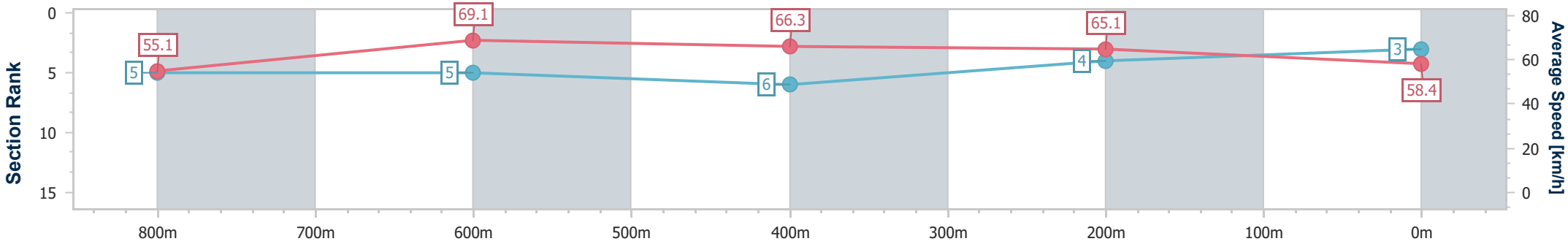

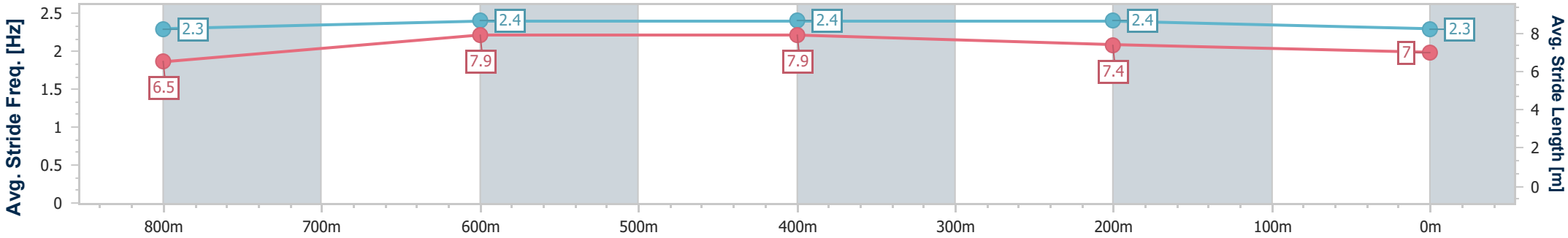

[ ]	Ranking at each section and finish
-:--.--	No data available at this section
NA	No data available

data processed by TRIPLESDATA

Horse/Jockey Name	Dont Call Me Honey
Final Rank	4
Fastest Section Time (Section)	0:10.36 (800m)
Top Speed [km/h] (Section)	70.2 (Overall)
Race State	Finished

TAB

Eagle FarmProfessional

Race 3: HAPPY HORSES' BIRTHDAY Class 3 Handicap - Weights Raised 0.5kg - 1000m

02 August 2025 - 13:18

Track Rating: Good 4, Weather: Fine, Rail Position: +3m Entire

BRISBANE RACING CLUB

Section	Overall	800m	600m	400m	200m
Section Times	0:58.35 [4] (0:12.93)	0:45.42 [3] (0:10.36)	0:35.06 [2] (0:11.06)	0:24.00 [1] (0:11.40)	0:12.60 [3] (0:12.60)
Average Speed [km/h]	55.8	69.7	65.3	63.2	57.2
Top Speed [km/h]	70.2	70.2	68.0	64.9	60.0
Avg. Dist. to Rail [m]	3.4	0.9	0.6	3.9	5.6
Avg. Stride Freq. [Hz]	2.3	2.5	2.4	2.4	2.3
Avg. Stride Length [m]	6.6	7.7	7.6	7.3	6.9

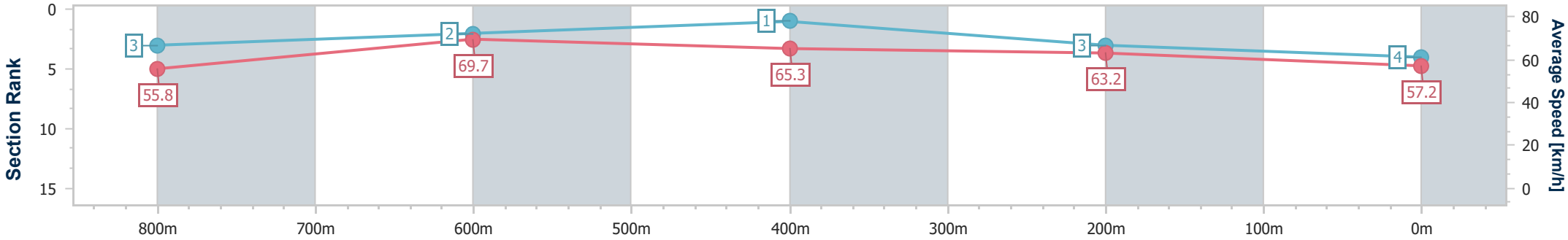

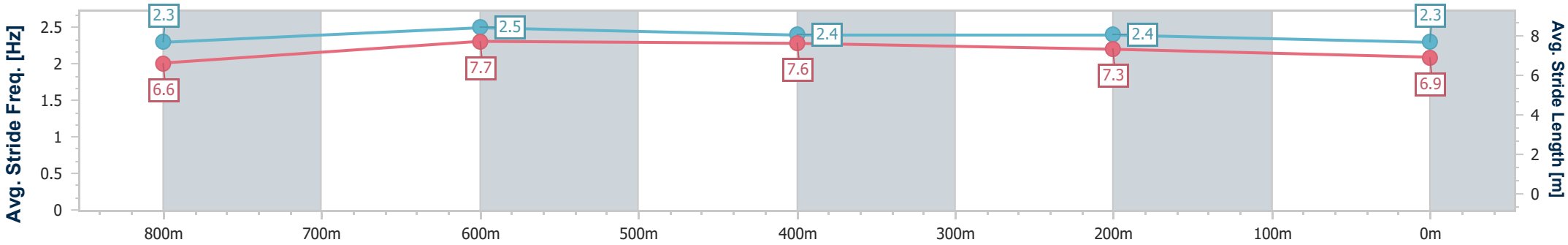

[ ]	Ranking at each section and finish
-:--.--	No data available at this section
NA	No data available

data processed by TRIPLESDATA

Horse/Jockey Name	Alectrona
Final Rank	5
Fastest Section Time (Section)	0:10.34 (800m)
Top Speed [km/h] (Section)	70.2 (600m)
Race State	Finished

TAB

Eagle FarmProfessional

Race 3: HAPPY HORSES' BIRTHDAY Class 3 Handicap - Weights Raised 0.5kg - 1000m

02 August 2025 - 13:18

Track Rating: Good 4, Weather: Fine, Rail Position: +3m Entire

BRISBANE RACING CLUB

Section	Overall	800m	600m	400m	200m
Section Times	0:58.68 [5] (0:13.92)	0:44.76 [10] (0:10.34)	0:34.42 [10] (0:10.73)	0:23.69 [9] (0:11.05)	0:12.64 [7] (0:12.64)
Average Speed [km/h]	52.3	70.2	68.5	65.1	56.8
Top Speed [km/h]	67.7	69.8	70.2	66.9	60.5
Avg. Dist. to Rail [m]	8.8	2.5	3.8	9.9	9.7
Avg. Stride Freq. [Hz]	2.3	2.6	2.5	2.5	2.4
Avg. Stride Length [m]	6.4	7.5	7.6	7.3	6.7

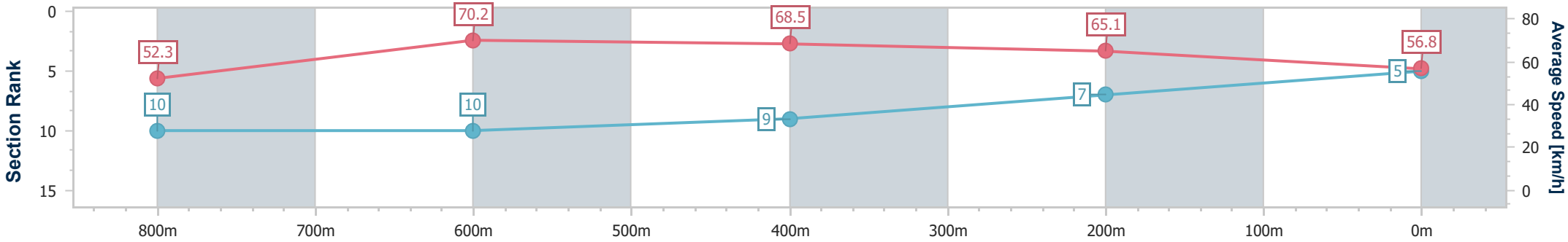

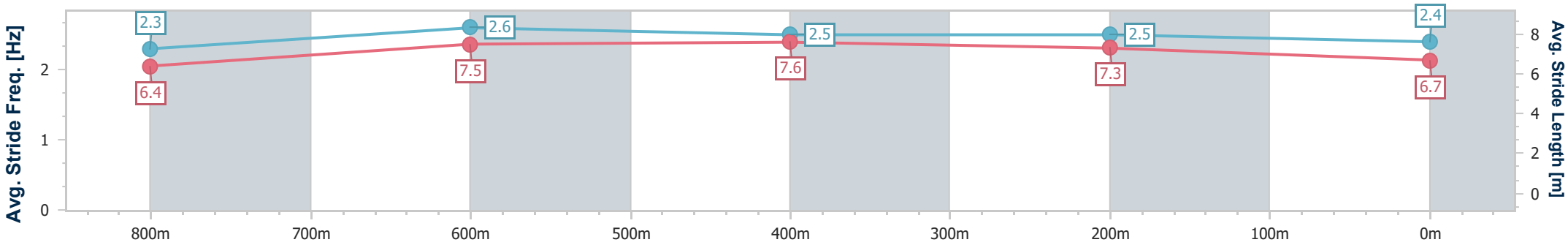

[ ]	Ranking at each section and finish
-:--.--	No data available at this section
NA	No data available

data processed by TRIPLESDATA

Horse/Jockey Name	It's Raining Again
Final Rank	6
Fastest Section Time (Section)	0:10.35 (800m)
Top Speed [km/h] (Section)	68.8 (800m)
Race State	Finished

TAB

Eagle FarmProfessional

Race 3: HAPPY HORSES' BIRTHDAY Class 3 Handicap - Weights Raised 0.5kg - 1000m

02 August 2025 - 13:18

Track Rating: Good 4, Weather: Fine, Rail Position: +3m Entire

BRISBANE RACING CLUB

Section	Overall	800m	600m	400m	200m
Section Times	0:58.69 [6] (0:13.72)	0:44.97 [8] (0:10.35)	0:34.62 [8] (0:10.73)	0:23.89 [8] (0:11.15)	0:12.74 [6] (0:12.74)
Average Speed [km/h]	52.7	69.7	67.4	64.6	56.6
Top Speed [km/h]	66.6	68.8	68.1	66.5	61.8
Avg. Dist. to Rail [m]	5.8	0.4	1.0	6.6	5.9
Avg. Stride Freq. [Hz]	2.3	2.5	2.5	2.5	2.3
Avg. Stride Length [m]	6.4	7.6	7.5	7.3	6.7

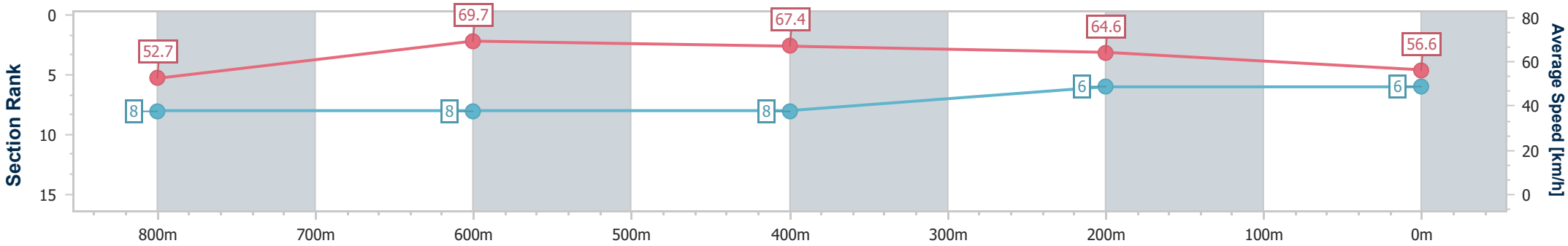

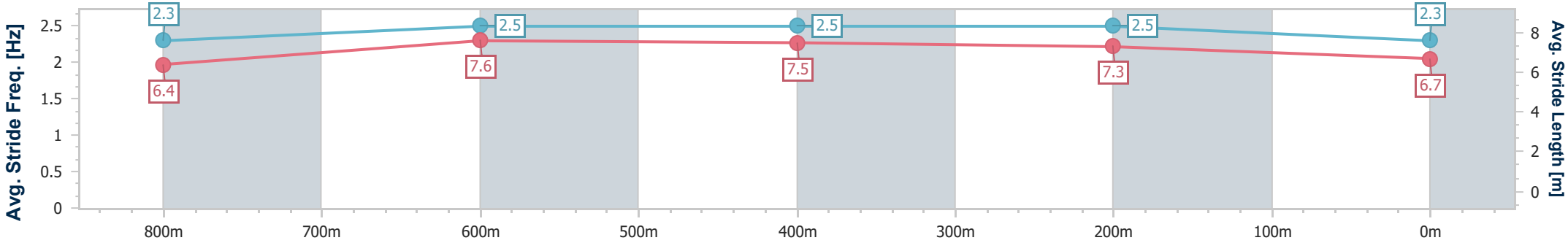

[ ]	Ranking at each section and finish
-:--.--	No data available at this section
NA	No data available

data processed by TRIPLESDATA

Horse/Jockey Name	Rush Hour
Final Rank	7
Fastest Section Time (Section)	0:10.43 (800m)
Top Speed [km/h] (Section)	69.5 (600m)
Race State	Finished

Eagle FarmProfessional

Race 3: HAPPY HORSES' BIRTHDAY Class 3 Handicap - Weights Raised 0.5kg - 1000m

02 August 2025 - 13:18

Track Rating: Good 4, Weather: Fine, Rail Position: +3m Entire

BRISBANE RACING CLUB

Section	Overall	800m	600m	400m	200m
Section Times	0:58.79 [7] (0:13.77)	0:45.02 [9] (0:10.43)	0:34.59 [9] (0:10.82)	0:23.77 [10] (0:11.14)	0:12.63 [8] (0:12.63)
Average Speed [km/h]	52.8	70.2	67.4	64.5	57.1
Top Speed [km/h]	66.2	69.5	69.5	67.8	61.4
Avg. Dist. to Rail [m]	6.8	3.1	2.7	7.4	8.1
Avg. Stride Freq. [Hz]	2.4	2.7	2.6	2.6	2.4
Avg. Stride Length [m]	6.2	7.3	7.2	7.0	6.6

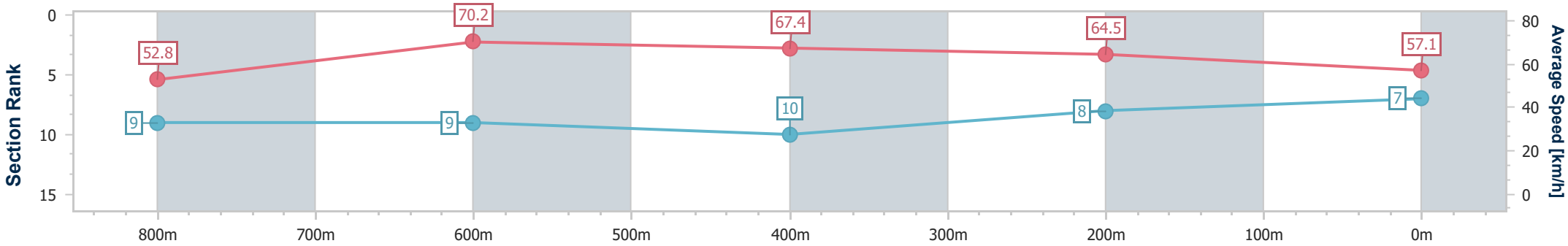

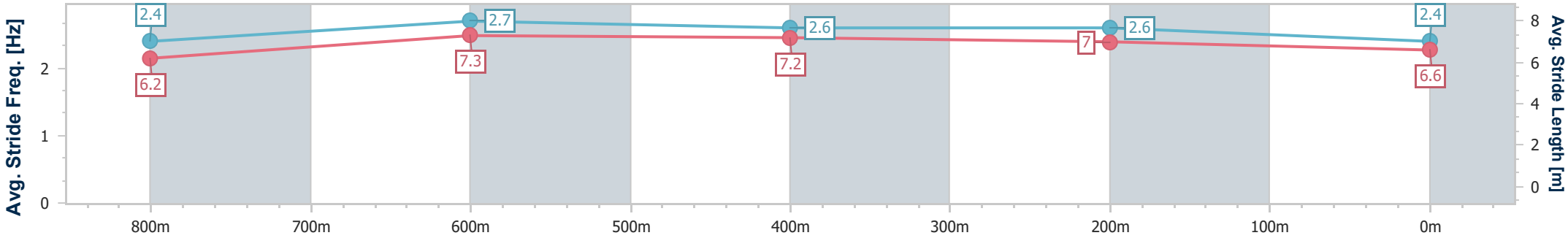

[ ]	Ranking at each section and finish
-:--.--	No data available at this section
NA	No data available

data processed by TRIPLESDATA

Horse/Jockey Name	Kelly's Landing
Final Rank	8
Fastest Section Time (Section)	0:10.53 (800m)
Top Speed [km/h] (Section)	68.8 (Overall)
Race State	Finished

TAB

Eagle FarmProfessional

Race 3: HAPPY HORSES' BIRTHDAY Class 3 Handicap - Weights Raised 0.5kg - 1000m

02 August 2025 - 13:18

Track Rating: Good 4, Weather: Fine, Rail Position: +3m Entire

BRISBANE RACING CLUB

Section	Overall	800m	600m	400m	200m
Section Times	0:59.00 [8] (0:12.87)	0:46.13 [1] (0:10.53)	0:35.60 [3] (0:10.99)	0:24.61 [2] (0:11.47)	0:13.14 [5] (0:13.14)
Average Speed [km/h]	56.5	69.3	65.8	63.0	54.6
Top Speed [km/h]	68.8	68.8	67.6	65.3	59.7
Avg. Dist. to Rail [m]	5.1	2.5	0.8	5.4	9.6
Avg. Stride Freq. [Hz]	2.5	2.6	2.6	2.5	2.4
Avg. Stride Length [m]	6.2	7.3	7.0	6.9	6.4

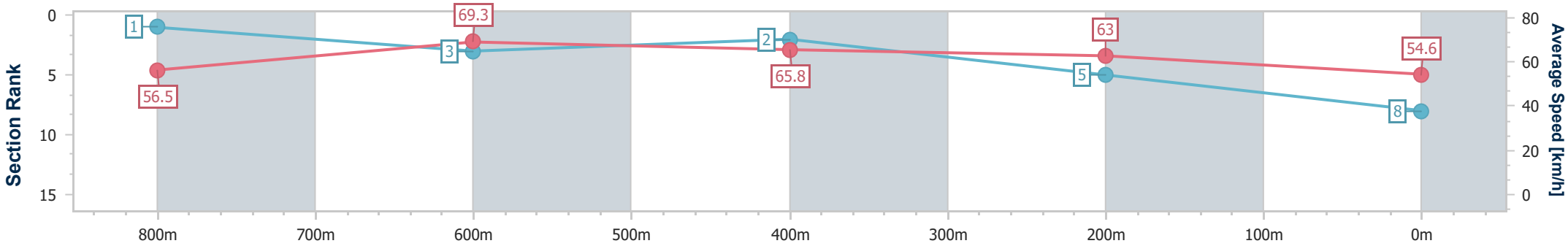

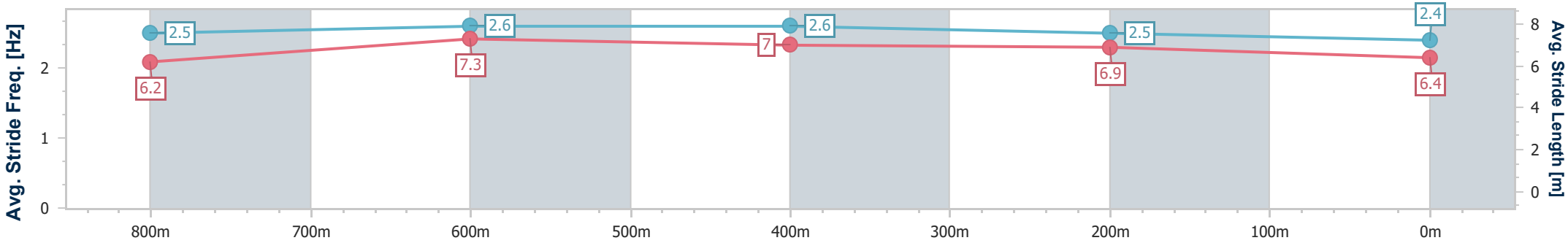

[ ]	Ranking at each section and finish
-:--.--	No data available at this section
NA	No data available

data processed by TRIPLESDATA

Horse/Jockey Name	Tryanza
Final Rank	9
Fastest Section Time (Section)	0:10.61 (800m)
Top Speed [km/h] (Section)	68.0 (800m)
Race State	Finished

TAB

Eagle FarmProfessional

Race 3: HAPPY HORSES' BIRTHDAY Class 3 Handicap - Weights Raised 0.5kg - 1000m

02 August 2025 - 13:18

Track Rating: Good 4, Weather: Fine, Rail Position: +3m Entire

BRISBANE RACING CLUB

Section	Overall	800m	600m	400m	200m
Section Times	0:59.40 [9] (0:13.38)	0:46.02 [6] (0:10.61)	0:35.41 [6] (0:10.79)	0:24.62 [7] (0:11.40)	0:13.22 [9] (0:13.22)
Average Speed [km/h]	54.1	68.1	66.2	63.1	54.4
Top Speed [km/h]	67.7	68.0	67.0	66.0	59.8
Avg. Dist. to Rail [m]	5.4	0.5	1.4	0.2	0.3
Avg. Stride Freq. [Hz]	2.3	2.4	2.5	2.5	2.3
Avg. Stride Length [m]	6.5	7.7	7.5	7.1	6.5

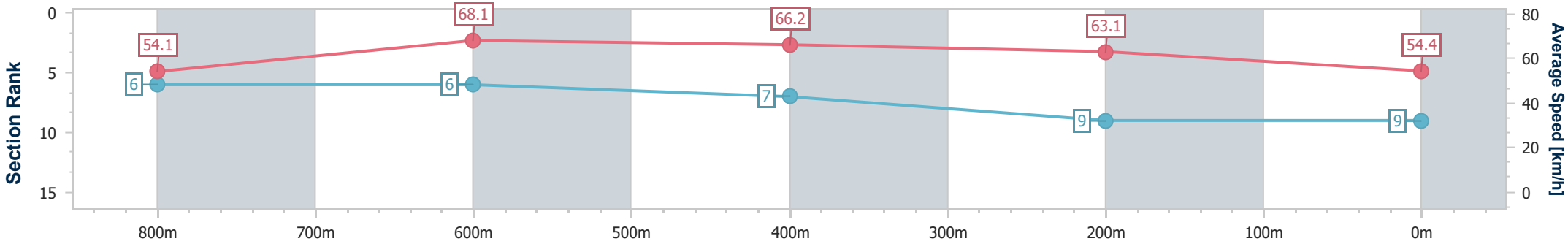

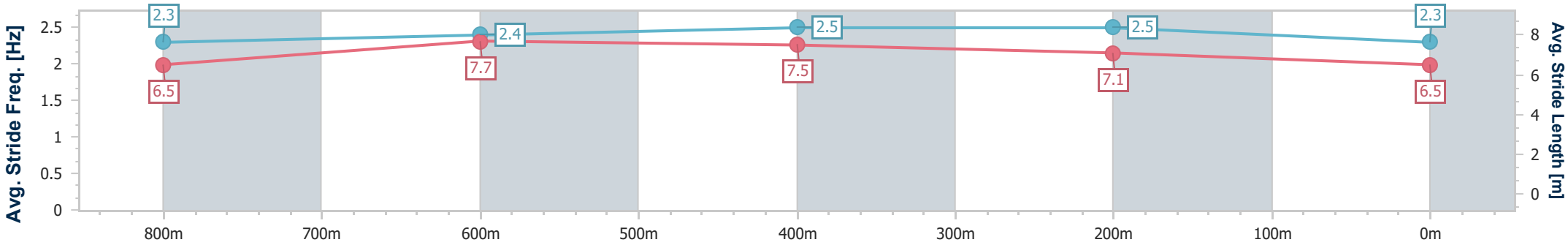

[ ]	Ranking at each section and finish
-:--.--	No data available at this section
NA	No data available

data processed by TRIPLESDATA

Horse/Jockey Name	Beachside Babe
Final Rank	10
Fastest Section Time (Section)	0:10.36 (800m)
Top Speed [km/h] (Section)	68.8 (Overall)
Race State	Finished

TAB

Eagle FarmProfessional

Race 3: HAPPY HORSES' BIRTHDAY Class 3 Handicap - Weights Raised 0.5kg - 1000m

02 August 2025 - 13:18

Track Rating: Good 4, Weather: Fine, Rail Position: +3m Entire

BRISBANE RACING CLUB

Section	Overall	800m	600m	400m	200m
Section Times	0:59.80 [10] (0:12.93)	0:46.87 [2] (0:10.36)	0:36.51 [1] (0:11.13)	0:25.38 [3] (0:11.79)	0:13.59 [10] (0:13.59)
Average Speed [km/h]	55.8	69.5	65.1	60.8	53.0
Top Speed [km/h]	68.8	68.8	67.6	64.5	57.8
Avg. Dist. to Rail [m]	2.3	0.3	0.9	2.9	3.0
Avg. Stride Freq. [Hz]	2.4	2.6	2.5	2.5	2.4
Avg. Stride Length [m]	6.5	7.2	7.1	6.8	6.2

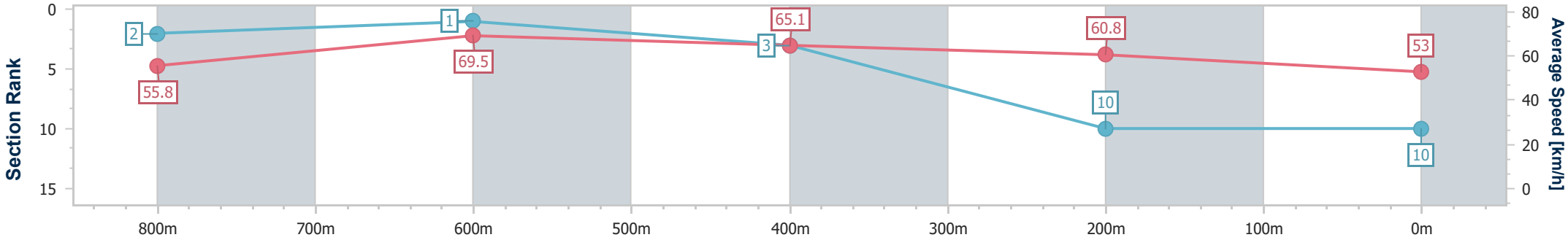

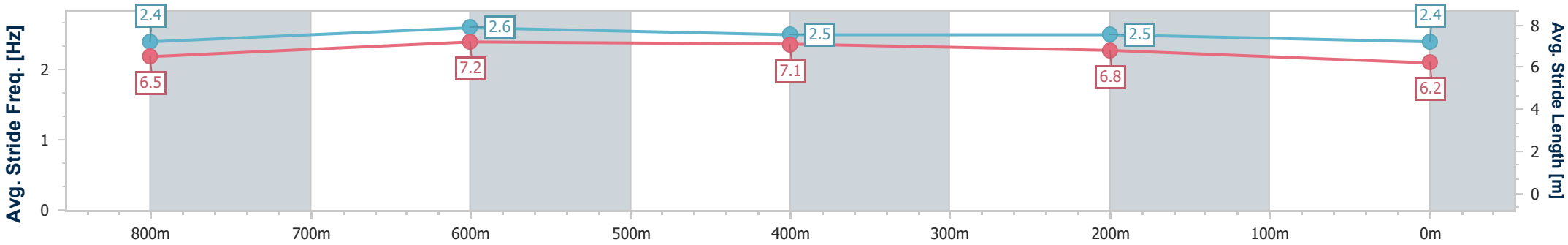

[ ]	Ranking at each section and finish
-:--.--	No data available at this section
NA	No data available

data processed by TRIPLESDATA

Eagle FarmProfessional

Race 4: SKY RACING BENCHMARK 70 Handicap - 1815m

02 August 2025 - 13:54

BRISBANE RACING CLUB

Track Rating: Good 4, Weather: Fine, Rail Position: +3m Entire

Section	Overall	1600m	1400m	1200m	1000m	800m	600m	Last 600m
Field Times	1:50.72 (0:14.82)	1:35.90 (0:11.31)	1:24.59 (0:11.76)	1:12.83 (0:12.04)	1:00.79 (0:12.32)	0:48.47 (0:12.36)	0:36.11 (0:11.91)	0:36.11

Rank	TAB	Horse/Jockey	Barrier	Top Speed [km/h]	Fastest Section	Overall	1600m	1400m	1200m	1000m	800m	600m	Last 600m	Distance Travelled [m]
1	6	VICTORY COMMAND	3	64.5	0:11.57	1:50.72 [1]	1:35.47 [6]	1:23.85 [7]	1:11.99 [7]	1:00.04 [7]	0:47.70 [5]	0:35.49 [5]	0:35.49	
		Luke Dempsey		400m	400m	(0:15.25)	(0:11.62)	(0:11.86)	(0:11.95)	(0:12.34)	(0:12.21)	(0:11.68)		
2	15	LUPINE	6	66.2	0:11.24	1:50.74 [2]	1:35.78 [5]	1:24.54 [3]	1:12.81 [2]	1:00.81 [1]	0:48.49 [1]	0:36.13 [1]	0:36.13	+5
		Bailey Wheeler		1600m	1600m	(0:14.96)	(0:11.24)	(0:11.73)	(0:12.00)	(0:12.32)	(0:12.36)	(0:11.91)		
3	13	CONNECTICUT	4	65.0	0:11.32	1:50.76 [3]	1:35.25 [8]	1:23.70 [8]	1:11.79 [8]	0:59.94 [8]	0:47.38 [9]	0:35.19 [11]	0:35.19	+16
		Jake Bayliss		400m	400m	(0:15.51)	(0:11.55)	(0:11.91)	(0:11.85)	(0:12.56)	(0:12.19)	(0:11.76)		
4	7	EL PENSADOR	5	64.1	0:11.40	1:50.98 [4]	1:35.67 [7]	1:24.27 [6]	1:12.38 [6]	1:00.36 [6]	0:47.90 [7]	0:35.65 [7]	0:35.65	+2
		Cejay Graham		400m	1600m	(0:15.31)	(0:11.40)	(0:11.89)	(0:12.02)	(0:12.46)	(0:12.25)	(0:11.76)		
5	4	ROCK HARD LOVE	11	65.5	0:11.35	1:51.02 [5]	1:35.09 [11]	1:23.74 [10]	1:11.81 [11]	0:59.99 [10]	0:47.59 [10]	0:35.47 [9]	0:35.47	+14
		Ryan Maloney		1600m	1600m	(0:15.93)	(0:11.35)	(0:11.93)	(0:11.82)	(0:12.40)	(0:12.12)	(0:11.50)		
6	11	LARUSSO	7	64.0	0:11.56	1:51.18 [6]	1:36.35 [2]	1:24.79 [4]	1:12.95 [4]	1:00.86 [4]	0:48.38 [4]	0:36.09 [4]	0:36.09	+10
		Ben Thompson		1600m	1600m	(0:14.83)	(0:11.56)	(0:11.84)	(0:12.09)	(0:12.48)	(0:12.29)	(0:11.75)		
7	5	RING BEARER	8	65.6	0:11.33	1:51.31 [7]	1:36.47 [3]	1:25.14 [2]	1:13.42 [1]	1:01.31 [2]	0:48.81 [2]	0:36.40 [2]	0:36.40	+11
		Corey Sutherland		1600m	1600m	(0:14.84)	(0:11.33)	(0:11.72)	(0:12.11)	(0:12.50)	(0:12.41)	(0:11.97)		
8	12	COLLEANO	1	64.8	0:11.31	1:51.39 [8]	1:36.57 [1]	1:25.26 [1]	1:13.42 [3]	1:01.22 [3]	0:48.70 [3]	0:36.39 [3]	0:36.39	+3
		Damien Thornton		1600m	1600m	(0:14.82)	(0:11.31)	(0:11.84)	(0:12.20)	(0:12.52)	(0:12.31)	(0:11.64)		
9	9	CARACORON	10	64.5	0:11.37	1:51.72 [9]	1:35.91 [10]	1:24.54 [9]	1:12.61 [10]	1:00.74 [9]	0:48.39 [8]	0:36.38 [8]	0:36.38	+19
		Angela Jones		1600m	1600m	(0:15.81)	(0:11.37)	(0:11.93)	(0:11.87)	(0:12.35)	(0:12.01)	(0:11.97)		
10	3	MERCHANT FLYER	2	63.8	0:11.53	1:51.78 [10]	1:36.13 [9]	1:24.50 [11]	1:12.70 [9]	1:00.69 [11]	0:48.28 [11]	0:36.21 [10]	0:36.21	-3
		Andrew Mallyon		1400m	400m	(0:15.65)	(0:11.63)	(0:11.80)	(0:12.01)	(0:12.41)	(0:12.07)	(0:11.76)		

Scratched: Let Fly (#8), Just Flying (#1), Twigman (#2), Pireonti (#14)

[ ]	Ranking at each section and finish	SCN	Saddle cloth number
-:--.--	No data available at this section	DNF	Did not finish
NA	No data available	DNT	Did not track

data processed by TRIPLESDATA

Eagle FarmProfessional

Race 4: SKY RACING BENCHMARK 70 Handicap - 1815m

02 August 2025 - 13:54

BRISBANE RACING CLUB

Track Rating: Good 4, Weather: Fine, Rail Position: +3m Entire

Section						Overall	1600m	1400m	1200m	1000m	800m	600m	Last 600m	
Field Times						1:50.72 (0:14.82)	1:35.90 (0:11.31)	1:24.59 (0:11.76)	1:12.83 (0:12.04)	1:00.79 (0:12.32)	0:48.47 (0:12.36)	0:36.11 (0:11.91)	0:36.11	
Rank	**TAB**	**Horse/Jockey**	**Barrier**	**Top Speed [km/h]**	**Fastest Section**									**Distance Travelled [m]**
11	**10**	**ENTERPRISE LASSIE**	**9**	**64.8**	**0:11.70**	**1:53.32 [11]**	**1:38.44 [4]**	**1:26.74 [5]**	**1:14.85 [5]**	**1:02.82 [5]**	**0:50.27 [6]**	**0:38.03 [6]**	**0:38.03**	**+20**
		Robbie Dolan		Overall	1600m	(0:14.88)	(0:11.70)	(0:11.89)	(0:12.03)	(0:12.55)	(0:12.24)	(0:12.06)		

Scratched: Let Fly (#8), Just Flying (#1), Twigman (#2), Pireonti (#14)

[ ]	Ranking at each section and finish	**SCN**	Saddle cloth number
-:--.--	No data available at this section	**DNF**	Did not finish
NA	No data available	**DNT**	Did not track

data processed by TRIPLESDATA

Eagle FarmProfessional

Race 4: SKY RACING BENCHMARK 70 Handicap - 1815m

02 August 2025 - 13:54

BRISBANE RACING CLUB

Track Rating: Good 4, Weather: Fine, Rail Position: +3m Entire

Section	400m	200m	Last 600m
Field Times	0:24.20 (0:11.85)	0:12.35 (0:12.35)	0:36.11

Rank	TAB	Horse/Jockey	Barrier	Top Speed [km/h]	Fastest Section			Margin		Distance Travelled [m]
1	6	VICTORY COMMAND	3	64.5	0:11.57	0:23.81 [5]	0:12.24 [3]	1:50.72	0:35.49	
		Luke Dempsey		400m	400m	(0:11.57)	(0:12.24)			
2	15	LUPINE	6	66.2	0:11.24	0:24.22 [1]	0:12.37 [1]	0.09L	0:36.13	+5
		Bailey Wheeler		1600m	1600m	(0:11.85)	(0:12.37)			
3	13	CONNECTICUT	4	65.0	0:11.32	0:23.43 [9]	0:12.11 [7]	0.21L	0:35.19	+16
		Jake Bayliss		400m	400m	(0:11.32)	(0:12.11)			
4	7	EL PENSADOR	5	64.1	0:11.40	0:23.89 [7]	0:12.46 [4]	1.5L	0:35.65	+2
		Cejay Graham		400m	1600m	(0:11.43)	(0:12.46)			
5	4	ROCK HARD LOVE	11	65.5	0:11.35	0:23.97 [6]	0:12.47 [5]	1.73L	0:35.47	+14
		Ryan Maloney		1600m	1600m	(0:11.50)	(0:12.47)			
6	11	LARUSSO	7	64.0	0:11.56	0:24.34 [3]	0:12.60 [6]	2.71L	0:36.09	+10
		Ben Thompson		1600m	1600m	(0:11.74)	(0:12.60)			
7	5	RING BEARER	8	65.6	0:11.33	0:24.43 [4]	0:12.49 [8]	3.45L	0:36.40	+11
		Corey Sutherland		1600m	1600m	(0:11.94)	(0:12.49)			
8	12	COLLEANO	1	64.8	0:11.31	0:24.75 [2]	0:12.98 [2]	3.94L	0:36.39	+3
		Damien Thornton		1600m	1600m	(0:11.77)	(0:12.98)			
9	9	CARACORON	10	64.5	0:11.37	0:24.41 [8]	0:12.65 [10]	5.84L	0:36.38	+19
		Angela Jones		1600m	1600m	(0:11.76)	(0:12.65)			
10	3	MERCHANT FLYER	2	63.8	0:11.53	0:24.45 [9]	0:12.92 [9]	6.23L	0:36.21	-3
		Andrew Mallyon		1400m	400m	(0:11.53)	(0:12.92)			

Scratched: Let Fly (#8), Just Flying (#1), Twigman (#2), Pireonti (#14)

[ ]	Ranking at each section and finish	SCN	Saddle cloth number
-:--.--	No data available at this section	DNF	Did not finish
NA	No data available	DNT	Did not track

data processed by TRIPLESDATA

Eagle FarmProfessional

Race 4: SKY RACING BENCHMARK 70 Handicap - 1815m

02 August 2025 - 13:54

BRISBANE RACING CLUB

Track Rating: Good 4, Weather: Fine, Rail Position: +3m Entire

Section	400m	200m	Last 600m
Field Times	0:24.20 (0:11.85)	0:12.35 (0:12.35)	0:36.11

Rank	TAB	Horse/Jockey	Barrier	Top Speed [km/h]	Fastest Section			Margin			Distance Travelled [m]
11	10	ENTERPRISE LASSIE	9	64.8	0:11.70	0:25.97 [11]	0:13.99 [11]	15.31L		0:38.03	+20
		Robbie Dolan		Overall	1600m	(0:11.98)	(0:13.99)				

Scratched: Let Fly (#8), Just Flying (#1), Twigman (#2), Pireonti (#14)

[ ]	Ranking at each section and finish	**SCN**	Saddle cloth number
-:--.--	No data available at this section	**DNF**	Did not finish
NA	No data available	**DNT**	Did not track

data processed by TRIPLESDATA

Horse/Jockey Name	Victory Command
Final Rank	1
Fastest Section Time (Section)	0:11.57 (400m)
Top Speed [km/h] (Section)	64.5 (400m)
Race State	Finished

TAB

Eagle FarmProfessional

Race 4: SKY RACING BENCHMARK 70 Handicap - 1815m

02 August 2025 - 13:54

Track Rating: Good 4, Weather: Fine, Rail Position: +3m Entire

BRISBANE RACING CLUB

Section	Overall	1600m	1400m	1200m	1000m	800m	600m	400m	200m
Section Times	1:50.72 [1] (0:15.25)	1:35.47 [6] (0:11.62)	1:23.85 [7] (0:11.86)	1:11.99 [7] (0:11.95)	1:00.04 [7] (0:12.34)	0:47.70 [5] (0:12.21)	0:35.49 [5] (0:11.68)	0:23.81 [5] (0:11.57)	0:12.24 [3] (0:12.24)
Average Speed [km/h]	50.8	62.2	60.7	60.3	58.4	58.8	61.2	62.1	59.3
Top Speed [km/h]	62.7	63.1	63.0	61.4	59.3	59.4	62.6	64.5	61.6
Avg. Dist. to Rail [m]	2.3	1.1	1.3	1.7	0.6	1.4	1.3	3.1	4.0
Avg. Stride Freq. [Hz]	2.2	2.3	2.3	2.2	2.2	2.2	2.3	2.4	2.3
Avg. Stride Length [m]	6.4	7.5	7.5	7.6	7.4	7.3	7.5	7.3	7.1

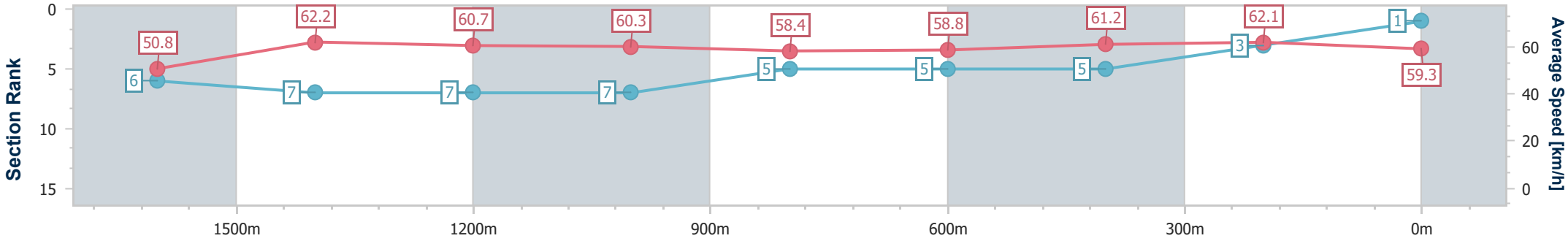

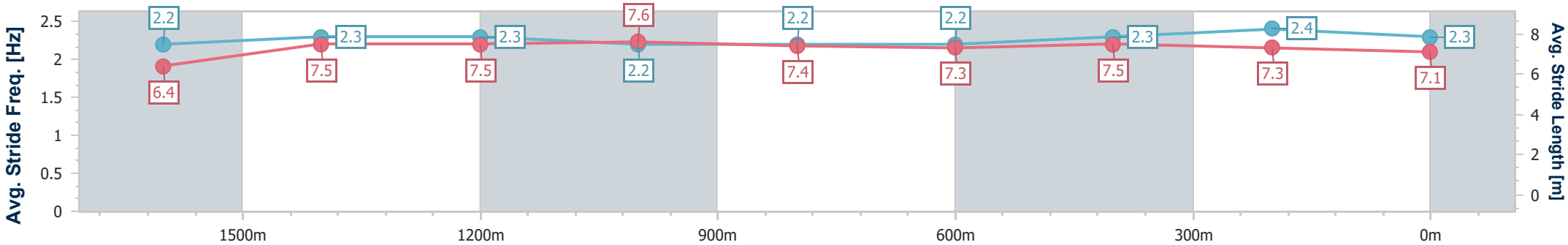

[ ]	Ranking at each section and finish
-:--.--	No data available at this section
NA	No data available

data processed by TRIPLESDATA

Horse/Jockey Name	Lupine
Final Rank	2
Fastest Section Time (Section)	0:11.24 (1600m)
Top Speed [km/h] (Section)	66.2 (1600m)
Race State	Finished

Eagle FarmProfessional

Race 4: SKY RACING BENCHMARK 70 Handicap - 1815m

02 August 2025 - 13:54

Track Rating: Good 4, Weather: Fine, Rail Position: +3m Entire

BRISBANE RACING CLUB

Section	Overall	1600m	1400m	1200m	1000m	800m	600m	400m	200m
Section Times	1:50.74 [2] (0:14.96)	1:35.78 [5] (0:11.24)	1:24.54 [3] (0:11.73)	1:12.81 [2] (0:12.00)	1:00.81 [1] (0:12.32)	0:48.49 [1] (0:12.36)	0:36.13 [1] (0:11.91)	0:24.22 [1] (0:11.85)	0:12.37 [1] (0:12.37)
Average Speed [km/h]	52.4	65.0	61.4	60.3	58.6	58.1	59.8	60.8	58.6
Top Speed [km/h]	65.7	66.2	63.1	60.8	59.1	59.3	61.6	62.1	59.9
Avg. Dist. to Rail [m]	4.9	4.0	3.3	2.7	0.9	1.3	1.7	4.8	8.7
Avg. Stride Freq. [Hz]	2.2	2.3	2.2	2.2	2.2	2.1	2.2	2.3	2.2
Avg. Stride Length [m]	6.6	7.6	7.5	7.6	7.5	7.5	7.3	6.8	7.1

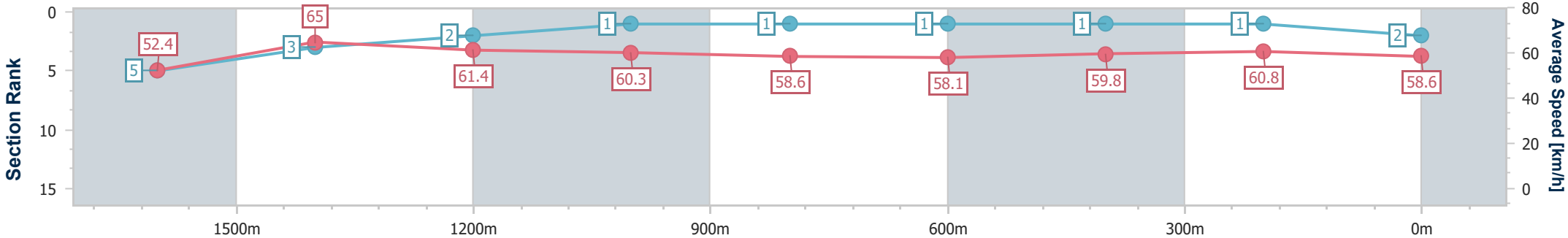

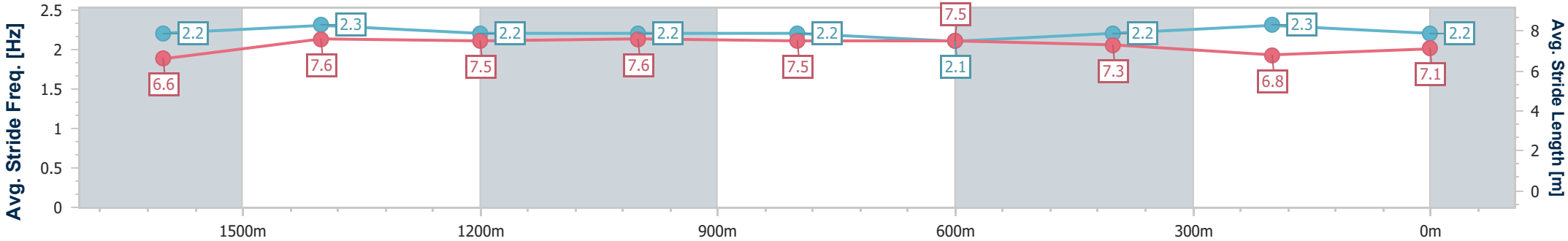

[ ]	Ranking at each section and finish
-:--.--	No data available at this section
NA	No data available

data processed by TRIPLESDATA

Horse/Jockey Name	Connecticut
Final Rank	3
Fastest Section Time (Section)	0:11.32 (400m)
Top Speed [km/h] (Section)	65.0 (400m)
Race State	Finished

TAB

Eagle FarmProfessional

Race 4: SKY RACING BENCHMARK 70 Handicap - 1815m

02 August 2025 - 13:54

Track Rating: Good 4, Weather: Fine, Rail Position: +3m Entire

BRISBANE RACING CLUB

Section	Overall	1600m	1400m	1200m	1000m	800m	600m	400m	200m
Section Times	1:50.76 [3] (0:15.51)	1:35.25 [8] (0:11.55)	1:23.70 [8] (0:11.91)	1:11.79 [8] (0:11.85)	0:59.94 [8] (0:12.56)	0:47.38 [9] (0:12.19)	0:35.19 [11] (0:11.76)	0:23.43 [9] (0:11.32)	0:12.11 [7] (0:12.11)
Average Speed [km/h]	50.1	63.0	60.6	61.0	58.7	60.2	61.9	63.8	59.9
Top Speed [km/h]	63.8	63.7	62.8	63.1	60.6	61.5	64.1	65.0	62.3
Avg. Dist. to Rail [m]	2.7	2.6	1.9	4.1	4.9	4.2	2.6	7.8	9.4
Avg. Stride Freq. [Hz]	2.1	2.2	2.1	2.1	2.1	2.1	2.1	2.3	2.2
Avg. Stride Length [m]	6.8	8.1	8.1	8.2	7.9	8.1	8.0	7.8	7.5

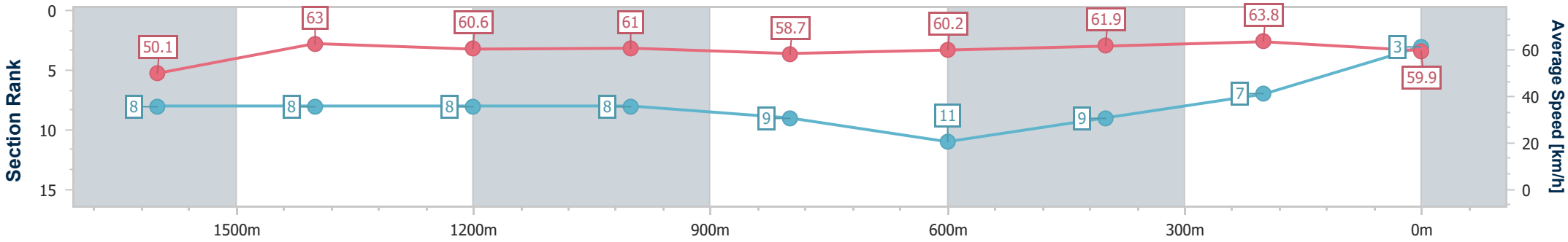

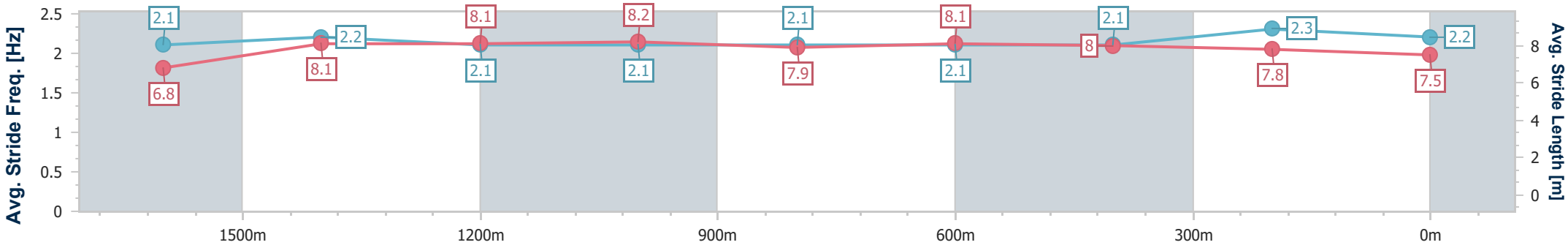

[ ]	Ranking at each section and finish
-:--.--	No data available at this section
NA	No data available

data processed by TRIPLESDATA

Horse/Jockey Name	El Pensador
Final Rank	4
Fastest Section Time (Section)	0:11.40 (1600m)
Top Speed [km/h] (Section)	64.1 (400m)
Race State	Finished

TAB

Eagle FarmProfessional

Race 4: SKY RACING BENCHMARK 70 Handicap - 1815m

02 August 2025 - 13:54

Track Rating: Good 4, Weather: Fine, Rail Position: +3m Entire

BRISBANE RACING CLUB

Section	Overall	1600m	1400m	1200m	1000m	800m	600m	400m	200m
Section Times	1:50.98 [4] (0:15.31)	1:35.67 [7] (0:11.40)	1:24.27 [6] (0:11.89)	1:12.38 [6] (0:12.02)	1:00.36 [6] (0:12.46)	0:47.90 [7] (0:12.25)	0:35.65 [7] (0:11.76)	0:23.89 [7] (0:11.43)	0:12.46 [4] (0:12.46)
Average Speed [km/h]	50.8	63.0	60.4	60.1	58.2	58.6	61.5	62.9	58.1
Top Speed [km/h]	62.7	64.0	62.2	62.5	60.0	60.5	63.1	64.1	62.1
Avg. Dist. to Rail [m]	3.0	1.2	1.0	0.5	1.2	0.3	1.1	5.9	5.7
Avg. Stride Freq. [Hz]	2.3	2.4	2.3	2.3	2.2	2.2	2.3	2.4	2.3
Avg. Stride Length [m]	6.0	7.1	7.3	7.3	7.2	7.1	7.1	6.8	6.9

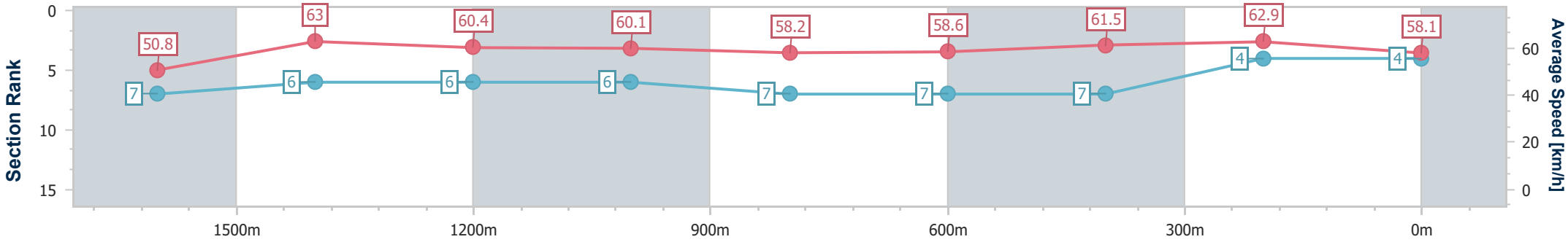

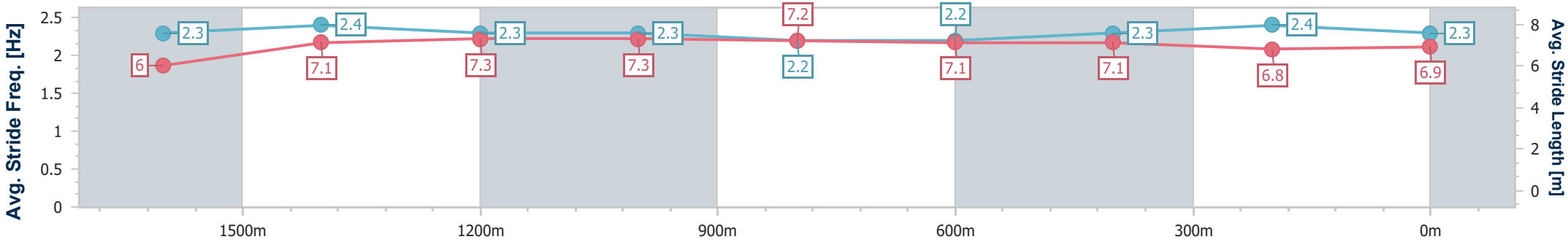

[ ]	Ranking at each section and finish
-:--.--	No data available at this section
NA	No data available

data processed by TRIPLESDATA

Horse/Jockey Name	Rock Hard Love
Final Rank	5
Fastest Section Time (Section)	0:11.35 (1600m)
Top Speed [km/h] (Section)	65.5 (1600m)
Race State	Finished

TAB

Eagle FarmProfessional

Race 4: SKY RACING BENCHMARK 70 Handicap - 1815m

02 August 2025 - 13:54

Track Rating: Good 4, Weather: Fine, Rail Position: +3m Entire

BRISBANE RACING CLUB

Section	Overall	1600m	1400m	1200m	1000m	800m	600m	400m	200m
Section Times	1:51.02 [5] (0:15.93)	1:35.09 [11] (0:11.35)	1:23.74 [10] (0:11.93)	1:11.81 [11] (0:11.82)	0:59.99 [10] (0:12.40)	0:47.59 [10] (0:12.12)	0:35.47 [9] (0:11.50)	0:23.97 [6] (0:11.50)	0:12.47 [5] (0:12.47)
Average Speed [km/h]	49.1	63.8	60.6	61.0	59.6	60.3	63.0	62.6	58.1
Top Speed [km/h]	65.5	65.5	62.4	62.5	60.2	61.6	65.0	64.1	60.0
Avg. Dist. to Rail [m]	5.9	1.8	2.9	4.1	5.0	2.5	1.6	5.7	5.2
Avg. Stride Freq. [Hz]	2.2	2.4	2.3	2.3	2.3	2.3	2.4	2.4	2.3
Avg. Stride Length [m]	6.2	7.3	7.3	7.3	7.2	7.3	7.3	7.2	6.9

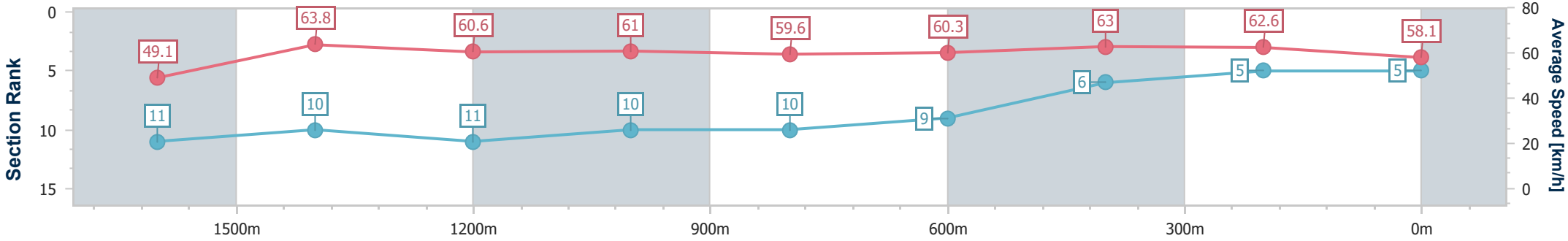

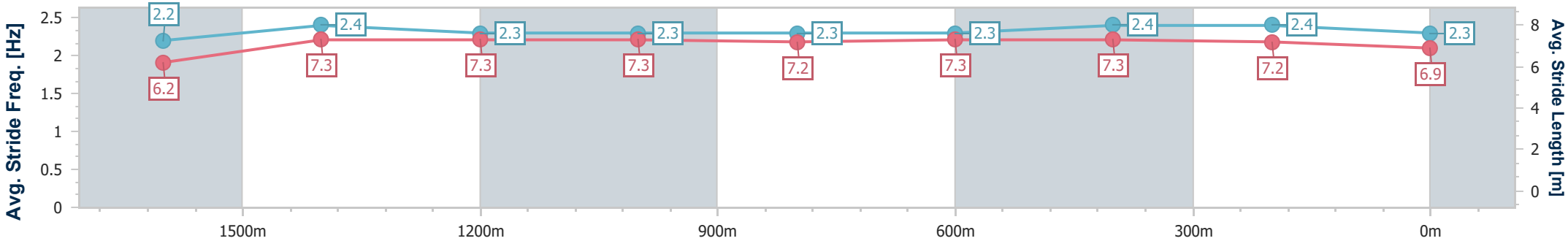

[ ]	Ranking at each section and finish
-:--.--	No data available at this section
NA	No data available

data processed by TRIPLESDATA

Horse/Jockey Name	Larusso
Final Rank	6
Fastest Section Time (Section)	0:11.56 (1600m)
Top Speed [km/h] (Section)	64.0 (1600m)
Race State	Finished

TAB

Eagle FarmProfessional

Race 4: SKY RACING BENCHMARK 70 Handicap - 1815m

02 August 2025 - 13:54

Track Rating: Good 4, Weather: Fine, Rail Position: +3m Entire

BRISBANE RACING CLUB

Section	Overall	1600m	1400m	1200m	1000m	800m	600m	400m	200m
Section Times	1:51.18 [6] (0:14.83)	1:36.35 [2] (0:11.56)	1:24.79 [4] (0:11.84)	1:12.95 [4] (0:12.09)	1:00.86 [4] (0:12.48)	0:48.38 [4] (0:12.29)	0:36.09 [4] (0:11.75)	0:24.34 [3] (0:11.74)	0:12.60 [6] (0:12.60)
Average Speed [km/h]	52.6	63.1	60.7	59.8	58.8	59.1	61.6	61.1	57.3
Top Speed [km/h]	63.7	64.0	62.1	61.5	59.5	60.1	63.0	62.8	60.0
Avg. Dist. to Rail [m]	4.4	2.8	3.1	4.1	3.4	1.6	1.2	6.0	7.0
Avg. Stride Freq. [Hz]	2.2	2.2	2.1	2.1	2.1	2.1	2.3	2.3	2.2
Avg. Stride Length [m]	6.7	8.0	7.9	7.8	7.7	7.7	7.5	7.4	7.2

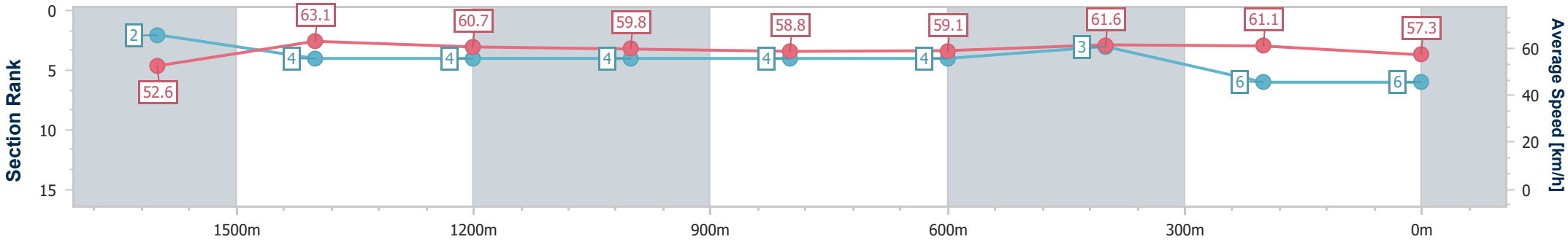

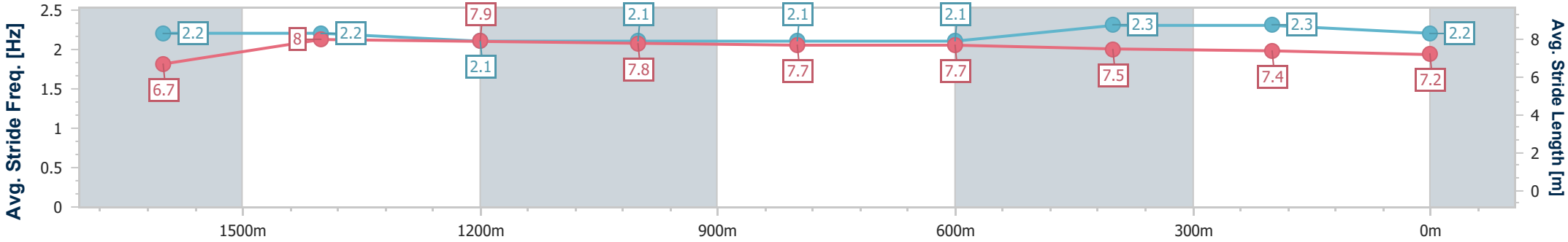

[ ]	Ranking at each section and finish
-:--.--	No data available at this section
NA	No data available

data processed by TRIPLESDATA

Horse/Jockey Name	Ring Bearer
Final Rank	7
Fastest Section Time (Section)	0:11.33 (1600m)
Top Speed [km/h] (Section)	65.6 (1600m)
Race State	Finished

Eagle FarmProfessional

Race 4: SKY RACING BENCHMARK 70 Handicap - 1815m

02 August 2025 - 13:54

Track Rating: Good 4, Weather: Fine, Rail Position: +3m Entire

BRISBANE RACING CLUB

Section	Overall	1600m	1400m	1200m	1000m	800m	600m	400m	200m
Section Times	1:51.31 [7] (0:14.84)	1:36.47 [3] (0:11.33)	1:25.14 [2] (0:11.72)	1:13.42 [1] (0:12.11)	1:01.31 [2] (0:12.50)	0:48.81 [2] (0:12.41)	0:36.40 [2] (0:11.97)	0:24.43 [4] (0:11.94)	0:12.49 [8] (0:12.49)
Average Speed [km/h]	52.9	64.3	61.5	59.6	58.3	58.4	60.8	60.1	57.9
Top Speed [km/h]	64.8	65.6	63.3	60.9	59.2	59.2	61.9	61.2	60.1
Avg. Dist. to Rail [m]	5.0	3.5	2.9	3.3	2.7	1.5	1.5	4.8	7.6
Avg. Stride Freq. [Hz]	2.3	2.4	2.3	2.2	2.2	2.2	2.3	2.3	2.3
Avg. Stride Length [m]	6.4	7.6	7.4	7.4	7.3	7.3	7.3	7.2	7.0

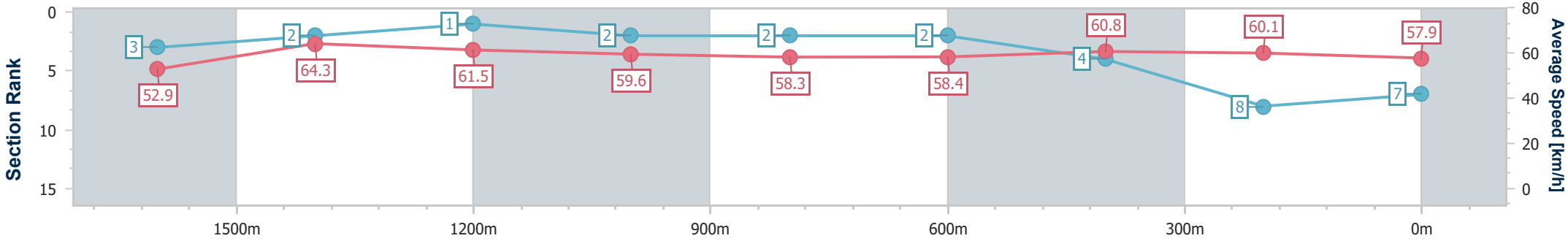

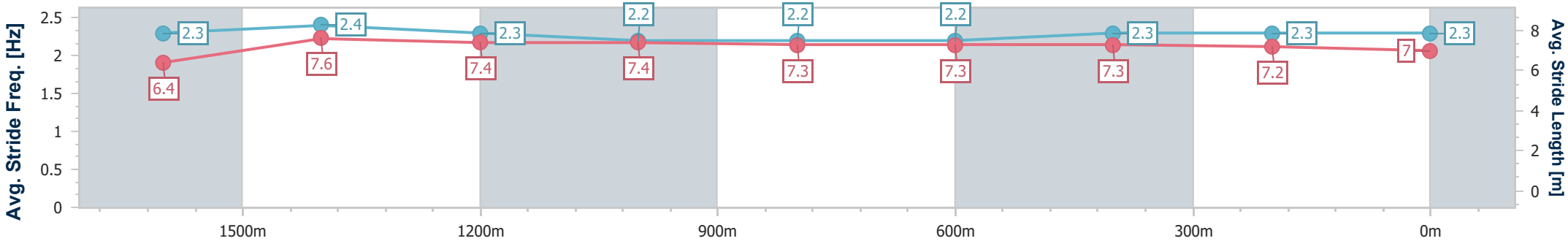

[ ]	Ranking at each section and finish
-:--.--	No data available at this section
NA	No data available

data processed by TRIPLESDATA

Horse/Jockey Name	Colleano
Final Rank	8
Fastest Section Time (Section)	0:11.31 (1600m)
Top Speed [km/h] (Section)	64.8 (1600m)
Race State	Finished

Eagle FarmProfessional

Race 4: SKY RACING BENCHMARK 70 Handicap - 1815m

02 August 2025 - 13:54

Track Rating: Good 4, Weather: Fine, Rail Position: +3m Entire

BRISBANE RACING CLUB

Section	Overall	1600m	1400m	1200m	1000m	800m	600m	400m	200m
Section Times	1:51.39 [8] (0:14.82)	1:36.57 [1] (0:11.31)	1:25.26 [1] (0:11.84)	1:13.42 [3] (0:12.20)	1:01.22 [3] (0:12.52)	0:48.70 [3] (0:12.31)	0:36.39 [3] (0:11.64)	0:24.75 [2] (0:11.77)	0:12.98 [2] (0:12.98)
Average Speed [km/h]	52.3	63.8	60.9	59.1	58.1	58.7	61.7	61.1	55.7
Top Speed [km/h]	63.1	64.8	62.4	59.7	58.9	59.5	62.6	63.1	58.9
Avg. Dist. to Rail [m]	1.5	0.9	1.0	2.3	1.8	0.5	0.9	5.2	6.2
Avg. Stride Freq. [Hz]	2.2	2.3	2.2	2.2	2.2	2.2	2.3	2.3	2.2
Avg. Stride Length [m]	6.7	7.7	7.6	7.4	7.3	7.3	7.4	7.3	6.9

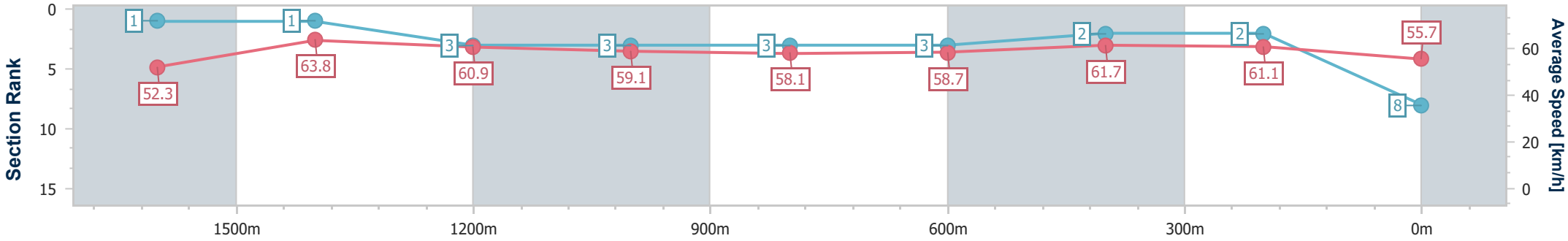

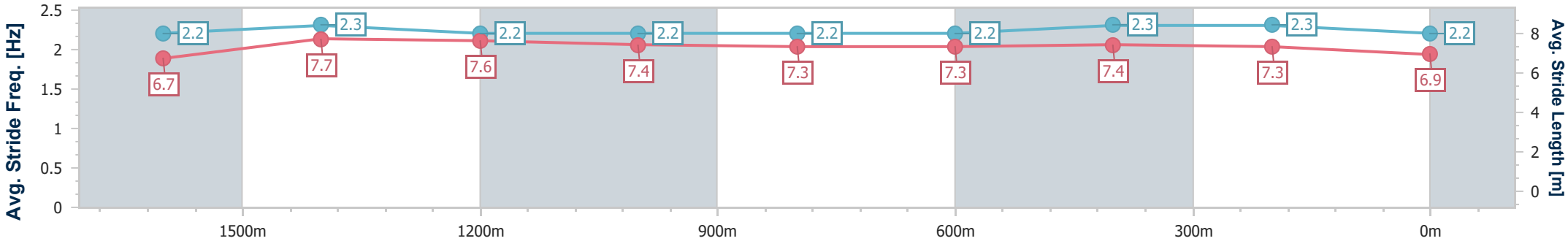

[ ]	Ranking at each section and finish
-:--.--	No data available at this section
NA	No data available

data processed by TRIPLESDATA

Horse/Jockey Name	Caracoron
Final Rank	9
Fastest Section Time (Section)	0:11.37 (1600m)
Top Speed [km/h] (Section)	64.5 (1600m)
Race State	Finished

Eagle FarmProfessional

Race 4: SKY RACING BENCHMARK 70 Handicap - 1815m

02 August 2025 - 13:54

Track Rating: Good 4, Weather: Fine, Rail Position: +3m Entire

BRISBANE RACING CLUB

Section	Overall	1600m	1400m	1200m	1000m	800m	600m	400m	200m
Section Times	1:51.72 [9] (0:15.81)	1:35.91 [10] (0:11.37)	1:24.54 [9] (0:11.93)	1:12.61 [10] (0:11.87)	1:00.74 [9] (0:12.35)	0:48.39 [8] (0:12.01)	0:36.38 [8] (0:11.97)	0:24.41 [8] (0:11.76)	0:12.65 [10] (0:12.65)
Average Speed [km/h]	49.6	63.8	60.2	60.9	59.9	61.4	61.4	61.2	57.3
Top Speed [km/h]	63.7	64.5	62.3	62.4	61.5	62.8	62.7	63.0	58.9
Avg. Dist. to Rail [m]	5.6	2.1	2.3	3.5	5.0	5.1	4.5	8.8	9.4
Avg. Stride Freq. [Hz]	2.1	2.3	2.2	2.2	2.2	2.2	2.3	2.3	2.2
Avg. Stride Length [m]	6.5	7.2	7.3	7.3	7.3	7.1	6.9	7.0	7.0

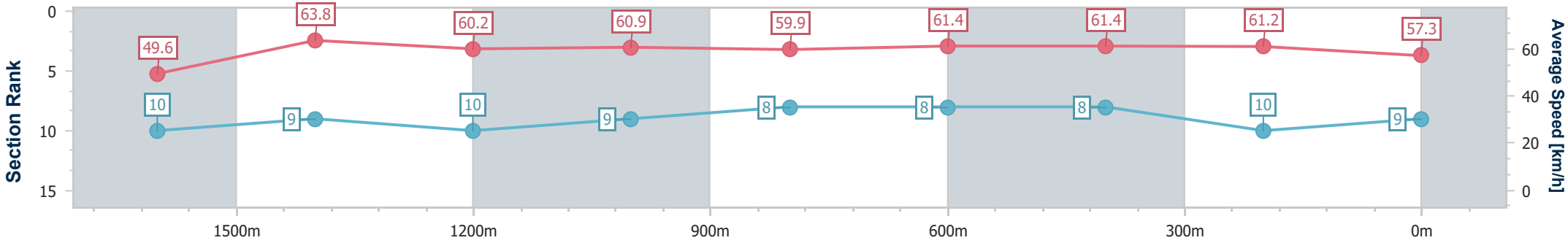

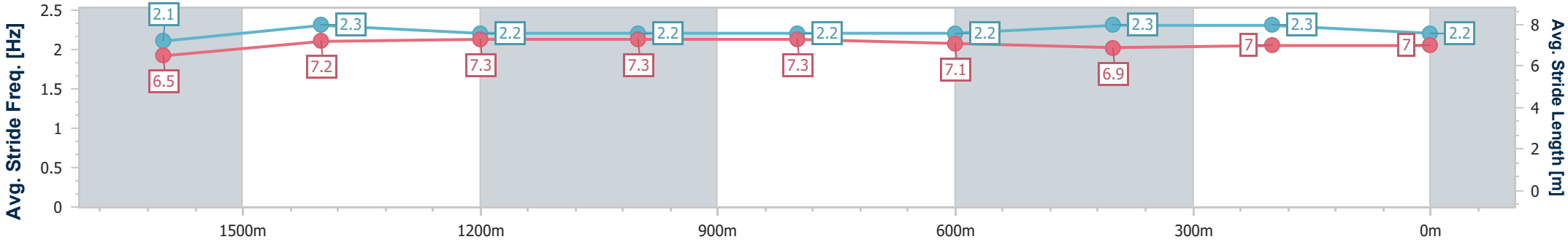

[ ]	Ranking at each section and finish
-:--.--	No data available at this section
NA	No data available

data processed by TRIPLESDATA

Horse/Jockey Name	Merchant Flyer
Final Rank	10
Fastest Section Time (Section)	0:11.53 (400m)
Top Speed [km/h] (Section)	63.8 (1400m)
Race State	Finished

Eagle FarmProfessional

Race 4: SKY RACING BENCHMARK 70 Handicap - 1815m

02 August 2025 - 13:54

Track Rating: Good 4, Weather: Fine, Rail Position: +3m Entire

BRISBANE RACING CLUB

Section	Overall	1600m	1400m	1200m	1000m	800m	600m	400m	200m
Section Times	1:51.78 [10] (0:15.65)	1:36.13 [9] (0:11.63)	1:24.50 [11] (0:11.80)	1:12.70 [9] (0:12.01)	1:00.69 [11] (0:12.41)	0:48.28 [11] (0:12.07)	0:36.21 [10] (0:11.76)	0:24.45 [9] (0:11.53)	0:12.92 [9] (0:12.92)
Average Speed [km/h]	49.7	62.0	61.0	60.0	58.1	59.1	60.3	62.2	56.2
Top Speed [km/h]	62.1	63.1	63.8	61.7	59.0	60.4	62.6	63.3	59.9
Avg. Dist. to Rail [m]	2.0	1.2	1.3	1.9	0.9	2.4	3.0	1.3	2.6
Avg. Stride Freq. [Hz]	2.2	2.4	2.3	2.3	2.3	2.3	2.4	2.4	2.3
Avg. Stride Length [m]	6.4	7.3	7.2	7.2	7.1	6.9	7.0	7.1	6.7

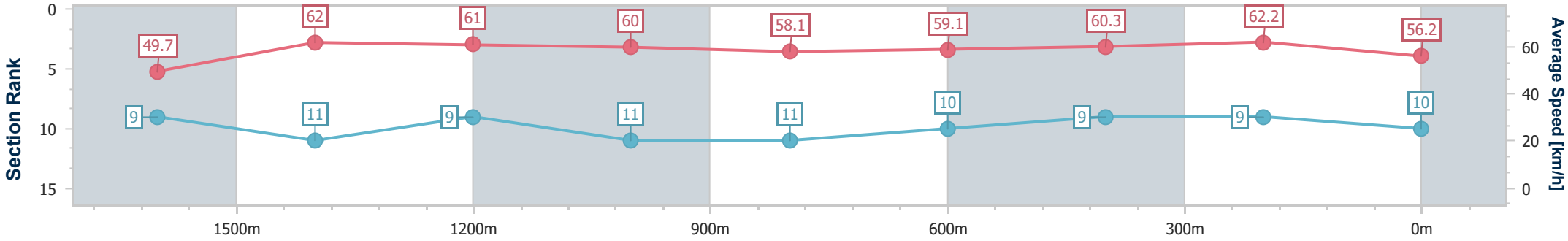

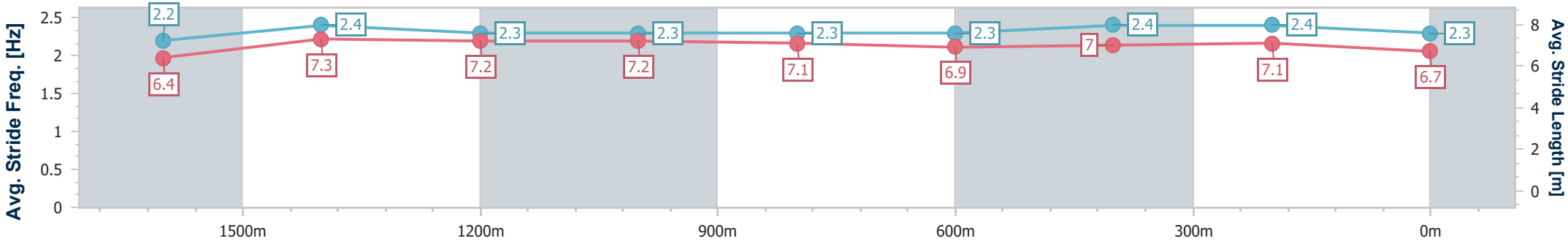

[ ]	Ranking at each section and finish
-:--.--	No data available at this section
NA	No data available

data processed by TRIPLESDATA

Horse/Jockey Name	Enterprise Lassie
Final Rank	11
Fastest Section Time (Section)	0:11.70 (1600m)
Top Speed [km/h] (Section)	64.8 (Overall)
Race State	Finished

Eagle FarmProfessional

Race 4: SKY RACING BENCHMARK 70 Handicap - 1815m

02 August 2025 - 13:54

Track Rating: Good 4, Weather: Fine, Rail Position: +3m Entire

BRISBANE RACING CLUB

Section	Overall	1600m	1400m	1200m	1000m	800m	600m	400m	200m
Section Times	1:53.32 [11] (0:14.88)	1:38.44 [4] (0:11.70)	1:26.74 [5] (0:11.89)	1:14.85 [5] (0:12.03)	1:02.82 [5] (0:12.55)	0:50.27 [6] (0:12.24)	0:38.03 [6] (0:12.06)	0:25.97 [11] (0:11.98)	0:13.99 [11] (0:13.99)
Average Speed [km/h]	53.1	62.9	60.6	60.0	58.8	59.5	60.9	60.2	51.5
Top Speed [km/h]	64.8	64.1	62.8	62.3	59.9	61.0	61.6	61.4	57.2
Avg. Dist. to Rail [m]	7.5	5.0	4.8	4.6	4.4	3.1	3.9	10.1	8.8
Avg. Stride Freq. [Hz]	2.2	2.3	2.2	2.2	2.2	2.2	2.3	2.3	2.1
Avg. Stride Length [m]	6.6	7.6	7.6	7.5	7.5	7.6	7.3	7.3	6.7

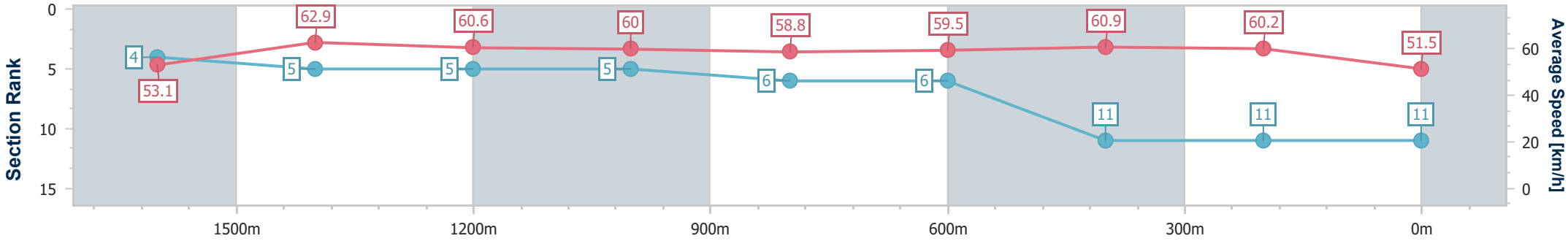

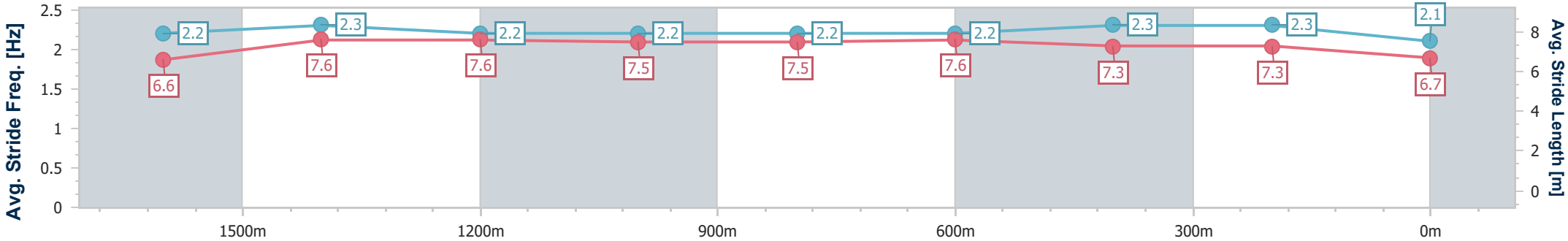

[ ]	Ranking at each section and finish
-:--.--	No data available at this section
NA	No data available

data processed by TRIPLESDATA

Eagle FarmProfessional

Race 5: COUNTRY MUSIC RACEDAY ON SALE NOW BENCHMARK 90 Handicap - 1815m

02 August 2025 - 14:28

BRISBANE RACING CLUB

Track Rating: Good 4, Weather: Fine, Rail Position: +3m Entire

Section	Overall	1600m	1400m	1200m	1000m	800m	600m	Last 600m
Field Times	1:50.60 (0:15.20)	1:35.40 (0:11.46)	1:23.94 (0:11.71)	1:12.23 (0:12.01)	1:00.22 (0:12.04)	0:48.18 (0:12.04)	0:36.14 (0:11.79)	0:36.14

Rank	TAB	Horse/Jockey	Barrier	Top Speed [km/h]	Fastest Section	Overall	1600m	1400m	1200m	1000m	800m	600m	Last 600m	Distance Travelled [m]
1	1	TUFF TU MUS	2	64.0	0:11.55	1:50.60 [1]	1:35.34 [3]	1:23.77 [2]	1:12.00 [2]	0:59.95 [3]	0:47.85 [3]	0:35.80 [3]	0:35.80	
		Ryan Maloney		600m	400m	(0:15.26)	(0:11.57)	(0:11.77)	(0:12.05)	(0:12.10)	(0:12.05)	(0:11.60)		
2	9	CAPTAIN FENKEL	5	65.2	0:11.69	1:50.71 [2]	1:35.51 [1]	1:23.80 [3]	1:12.10 [3]	1:00.02 [4]	0:47.82 [5]	0:35.83 [4]	0:35.83	-1
		Damien Thornton		1400m	600m	(0:15.20)	(0:11.71)	(0:11.70)	(0:12.08)	(0:12.20)	(0:11.99)	(0:11.69)		
3	6	THE RIGHT WAY	6	64.8	0:11.41	1:50.77 [3]	1:35.52 [2]	1:24.11 [1]	1:12.40 [1]	1:00.39 [1]	0:48.35 [1]	0:36.31 [1]	0:36.31	-4
		Cobi Vitler		1600m	1600m	(0:15.25)	(0:11.41)	(0:11.71)	(0:12.01)	(0:12.04)	(0:12.04)	(0:11.79)		
4	12	BAK DA MAN	7	64.2	0:11.57	1:51.02 [4]	1:35.29 [8]	1:23.72 [7]	1:12.13 [7]	1:00.04 [7]	0:47.83 [7]	0:35.87 [7]	0:35.87	-4
		Taylor Marshall		1400m	1600m	(0:15.73)	(0:11.57)	(0:11.59)	(0:12.09)	(0:12.21)	(0:11.96)	(0:11.68)		
5	4	EAGLEMONT	4	64.6	0:11.57	1:51.03 [5]	1:35.58 [5]	1:23.95 [5]	1:12.31 [5]	1:00.53 [2]	0:48.40 [2]	0:36.26 [2]	0:36.26	+4
		Jace McMurray		1400m	600m	(0:15.45)	(0:11.63)	(0:11.64)	(0:11.78)	(0:12.13)	(0:12.14)	(0:11.57)		
6	3	ZAPHOD	3	64.0	0:11.58	1:51.10 [6]	1:35.62 [6]	1:23.99 [6]	1:12.37 [6]	1:00.29 [6]	0:48.03 [6]	0:36.02 [6]	0:36.02	-3
		Andrew Mallyon		1400m	600m	(0:15.48)	(0:11.63)	(0:11.62)	(0:12.08)	(0:12.26)	(0:12.01)	(0:11.58)		
7	2	WARP SPEED	1	63.6	0:11.65	1:51.31 [7]	1:35.94 [4]	1:24.24 [4]	1:12.59 [4]	1:00.51 [5]	0:48.43 [4]	0:36.43 [4]	0:36.43	-6
		Martin Harley		1400m	1400m	(0:15.37)	(0:11.70)	(0:11.65)	(0:12.08)	(0:12.08)	(0:12.00)	(0:11.68)		
8	8	ARIZONA DREAMING	8	64.4	0:11.57	1:51.62 [8]	1:36.13 [7]	1:24.24 [8]	1:12.67 [8]	1:00.60 [8]	0:48.27 [8]	0:36.29 [8]	0:36.29	+6
		Dale Smith		1400m	1400m	(0:15.49)	(0:11.89)	(0:11.57)	(0:12.07)	(0:12.33)	(0:11.98)	(0:11.73)		

Scratched: Chica Mojito (#5), Without Revenge (#7), Point Counterpoint (#10), Habeebah (#11)

[ ]	Ranking at each section and finish	SCN	Saddle cloth number
-:--.--	No data available at this section	DNF	Did not finish
NA	No data available	DNT	Did not track

data processed by TRIPLESDATA

Eagle FarmProfessional

Race 5: COUNTRY MUSIC RACEDAY ON SALE NOW BENCHMARK 90 Handicap - 1815m

02 August 2025 - 14:28

BRISBANE RACING CLUB

Track Rating: Good 4, Weather: Fine, Rail Position: +3m Entire

Section	400m	200m	Last 600m
Field Times	0:24.35 (0:11.70)	0:12.65 (0:12.65)	0:36.14

Rank	TAB	Horse/Jockey	Barrier	Top Speed [km/h]	Fastest Section			Margin		Distance Travelled [m]
1	1	**TUFF TU MUS**	2	64.0	0:11.55	0:24.20 [3]	0:12.65 [1]	1:50.60	0:35.80	
		Ryan Maloney		600m	400m	(0:11.55)	(0:12.65)			
2	9	**CAPTAIN FENKEL**	5	65.2	0:11.69	0:24.14 [5]	0:12.38 [4]	0.65L	0:35.83	-1
		Damien Thornton		1400m	600m	(0:11.76)	(0:12.38)			
3	6	**THE RIGHT WAY**	6	64.8	0:11.41	0:24.52 [1]	0:12.67 [3]	0.97L	0:36.31	-4
		Cobi Vitler		1600m	1600m	(0:11.85)	(0:12.67)			
4	12	**BAK DA MAN**	7	64.2	0:11.57	0:24.19 [7]	0:12.51 [7]	2.47L	0:35.87	-4
		Taylor Marshall		1400m	1600m	(0:11.68)	(0:12.51)			
5	4	**EAGLEMONT**	4	64.6	0:11.57	0:24.69 [2]	0:12.96 [2]	2.51L	0:36.26	+4
		Jace McMurray		1400m	600m	(0:11.73)	(0:12.96)			
6	3	**ZAPHOD**	3	64.0	0:11.58	0:24.44 [6]	0:12.74 [5]	2.95L	0:36.02	-3
		Andrew Mallyon		1400m	600m	(0:11.70)	(0:12.74)			
7	2	**WARP SPEED**	1	63.6	0:11.65	0:24.75 [4]	0:12.90 [6]	4.18L	0:36.43	-6
		Martin Harley		1400m	1400m	(0:11.85)	(0:12.90)			
8	8	**ARIZONA DREAMING**	8	64.4	0:11.57	0:24.56 [8]	0:12.72 [8]	5.96L	0:36.29	+6
		Dale Smith		1400m	1400m	(0:11.84)	(0:12.72)			

Scratched: Chica Mojito (#5), Without Revenge (#7), Point Counterpoint (#10), Habeebah (#11)

[ ]	Ranking at each section and finish	**SCN**	Saddle cloth number
-:--.--	No data available at this section	**DNF**	Did not finish
NA	No data available	**DNT**	Did not track

data processed by TRIPLESDATA

Horse/Jockey Name	Tuff Tu Mus
Final Rank	1
Fastest Section Time (Section)	0:11.55 (400m)
Top Speed [km/h] (Section)	64.0 (600m)
Race State	Finished

TAB

Eagle FarmProfessional

Race 5: COUNTRY MUSIC RACEDAY ON SALE NOW
BENCHMARK 90 Handicap - 1815m

02 August 2025 - 14:28

Track Rating: Good 4, Weather: Fine, Rail Position: +3m Entire

BRISBANE RACING CLUB

Section	Overall	1600m	1400m	1200m	1000m	800m	600m	400m	200m
Section Times	1:50.60 [1] (0:15.26)	1:35.34 [3] (0:11.57)	1:23.77 [2] (0:11.77)	1:12.00 [2] (0:12.05)	0:59.95 [3] (0:12.10)	0:47.85 [3] (0:12.05)	0:35.80 [3] (0:11.60)	0:24.20 [3] (0:11.55)	0:12.65 [1] (0:12.65)
Average Speed [km/h]	51.2	62.9	61.1	59.7	60.2	60.2	63.0	62.2	57.4
Top Speed [km/h]	61.9	63.6	63.6	60.4	61.1	61.2	64.0	64.0	59.9
Avg. Dist. to Rail [m]	4.0	2.2	1.9	2.4	2.0	1.7	3.1	7.1	5.8
Avg. Stride Freq. [Hz]	2.1	2.2	2.2	2.1	2.2	2.2	2.3	2.3	2.2
Avg. Stride Length [m]	6.5	7.3	7.6	7.8	7.5	7.5	7.2	7.6	7.2

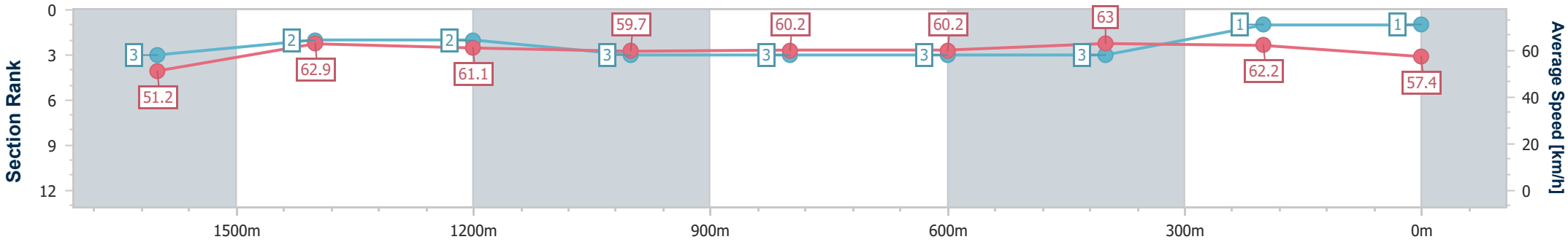

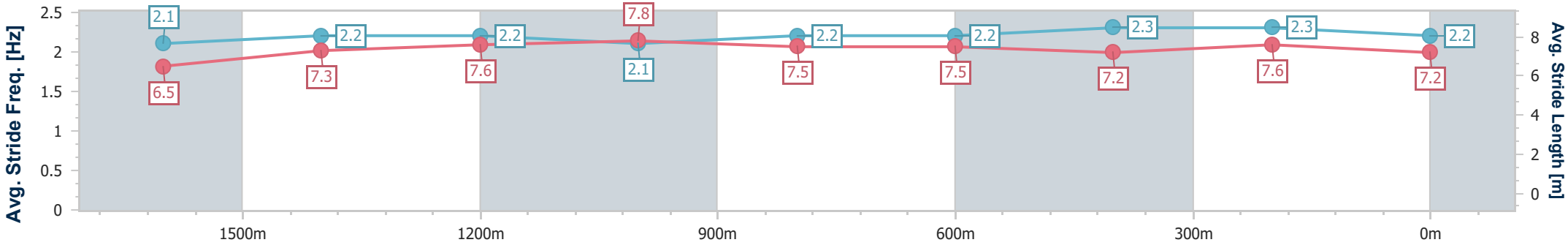

[ ]	Ranking at each section and finish
-:--.--	No data available at this section
NA	No data available

data processed by TRIPLESDATA

Horse/Jockey Name	Captain Fenkel
Final Rank	2
Fastest Section Time (Section)	0:11.69 (600m)
Top Speed [km/h] (Section)	65.2 (1400m)
Race State	Finished

TAB

Eagle FarmProfessional

Race 5: COUNTRY MUSIC RACEDAY ON SALE NOW
BENCHMARK 90 Handicap - 1815m

02 August 2025 - 14:28

Track Rating: Good 4, Weather: Fine, Rail Position: +3m Entire

BRISBANE RACING CLUB

Section	Overall	1600m	1400m	1200m	1000m	800m	600m	400m	200m
Section Times	1:50.71 [2] (0:15.20)	1:35.51 [1] (0:11.71)	1:23.80 [3] (0:11.70)	1:12.10 [3] (0:12.08)	1:00.02 [4] (0:12.20)	0:47.82 [5] (0:11.99)	0:35.83 [4] (0:11.69)	0:24.14 [5] (0:11.76)	0:12.38 [4] (0:12.38)
Average Speed [km/h]	51.2	61.9	61.8	59.8	59.7	60.6	62.3	61.2	58.5
Top Speed [km/h]	61.7	63.9	65.2	60.2	61.1	61.8	63.4	62.3	60.6
Avg. Dist. to Rail [m]	3.4	2.2	4.1	4.6	2.7	1.8	2.2	8.0	8.0
Avg. Stride Freq. [Hz]	2.3	2.4	2.3	2.3	2.2	2.2	2.3	2.3	2.2
Avg. Stride Length [m]	6.2	7.2	7.4	7.4	7.5	7.6	7.6	7.4	7.2

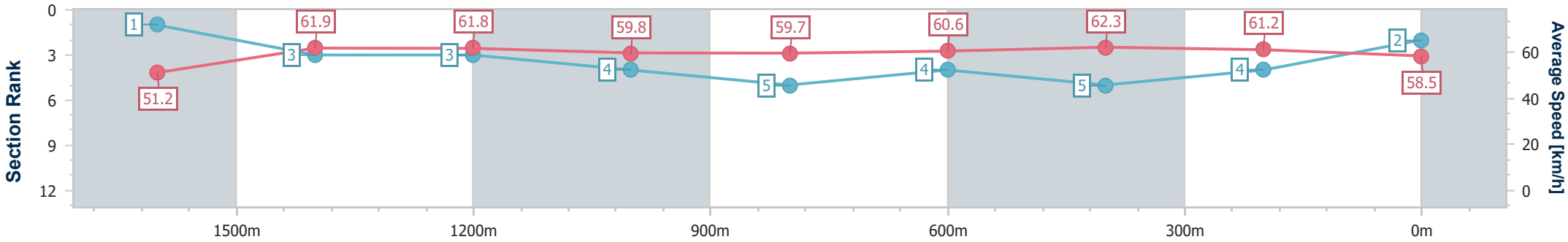

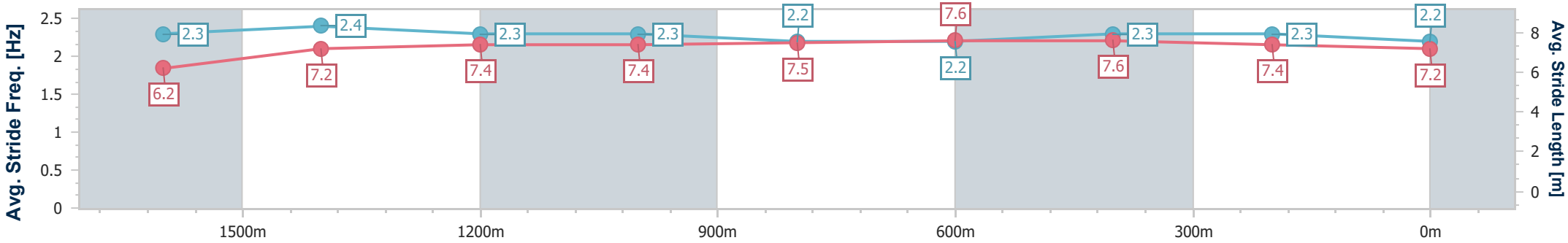

[ ]	Ranking at each section and finish
-:--.--	No data available at this section
NA	No data available

data processed by TRIPLESDATA

Horse/Jockey Name	The Right Way
Final Rank	3
Fastest Section Time (Section)	0:11.41 (1600m)
Top Speed [km/h] (Section)	64.8 (1600m)
Race State	Finished

TAB

Eagle FarmProfessional

Race 5: COUNTRY MUSIC RACEDAY ON SALE NOW
BENCHMARK 90 Handicap - 1815m

02 August 2025 - 14:28

Track Rating: Good 4, Weather: Fine, Rail Position: +3m Entire

BRISBANE RACING CLUB

Section	Overall	1600m	1400m	1200m	1000m	800m	600m	400m	200m
Section Times	1:50.77 [3] (0:15.25)	1:35.52 [2] (0:11.41)	1:24.11 [1] (0:11.71)	1:12.40 [1] (0:12.01)	1:00.39 [1] (0:12.04)	0:48.35 [1] (0:12.04)	0:36.31 [1] (0:11.79)	0:24.52 [1] (0:11.85)	0:12.67 [3] (0:12.67)
Average Speed [km/h]	51.5	63.9	61.5	60.1	60.1	59.9	61.1	60.8	57.1
Top Speed [km/h]	61.5	64.8	63.6	60.4	60.6	60.8	61.6	61.7	59.1
Avg. Dist. to Rail [m]	6.1	2.9	1.0	1.4	0.8	0.6	0.8	5.9	3.3
Avg. Stride Freq. [Hz]	2.2	2.2	2.2	2.1	2.1	2.2	2.2	2.2	2.2
Avg. Stride Length [m]	6.6	8.1	7.9	7.9	7.9	7.7	7.6	7.6	7.3

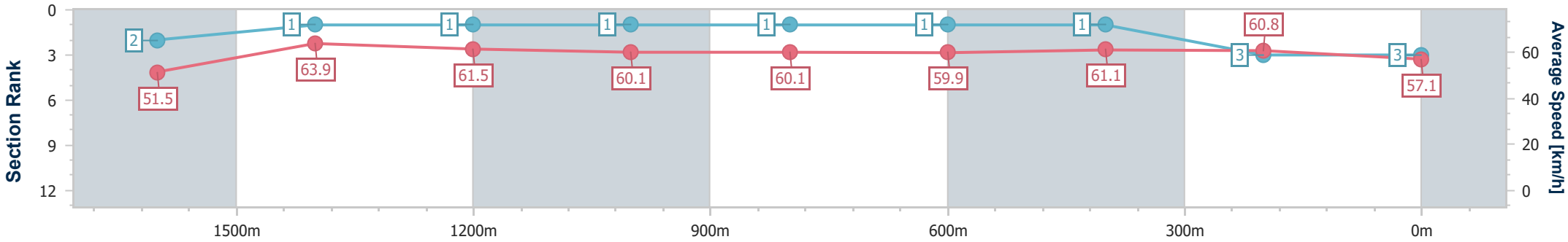

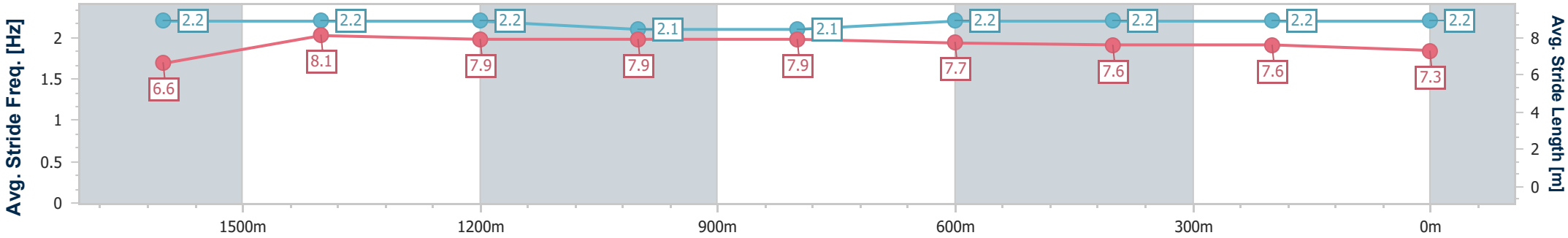

[ ]	Ranking at each section and finish
-:--.--	No data available at this section
NA	No data available

data processed by TRIPLESDATA

Horse/Jockey Name	Bak Da Man
Final Rank	4
Fastest Section Time (Section)	0:11.57 (1600m)
Top Speed [km/h] (Section)	64.2 (1400m)
Race State	Finished

TAB

Eagle FarmProfessional

Race 5: COUNTRY MUSIC RACEDAY ON SALE NOW
BENCHMARK 90 Handicap - 1815m

02 August 2025 - 14:28

Track Rating: Good 4, Weather: Fine, Rail Position: +3m Entire

BRISBANE RACING CLUB

Section	Overall	1600m	1400m	1200m	1000m	800m	600m	400m	200m
Section Times	1:51.02 [4] (0:15.73)	1:35.29 [8] (0:11.57)	1:23.72 [7] (0:11.59)	1:12.13 [7] (0:12.09)	1:00.04 [7] (0:12.21)	0:47.83 [7] (0:11.96)	0:35.87 [7] (0:11.68)	0:24.19 [7] (0:11.68)	0:12.51 [7] (0:12.51)
Average Speed [km/h]	49.8	62.2	62.1	59.5	59.2	60.4	62.2	61.8	57.9
Top Speed [km/h]	61.3	63.8	64.2	60.4	60.4	61.0	63.4	63.3	60.4
Avg. Dist. to Rail [m]	5.6	0.4	0.4	1.3	1.1	1.1	2.3	7.2	8.0
Avg. Stride Freq. [Hz]	2.2	2.3	2.3	2.2	2.2	2.3	2.3	2.4	2.4
Avg. Stride Length [m]	6.3	7.5	7.5	7.4	7.4	7.4	7.4	7.2	6.8

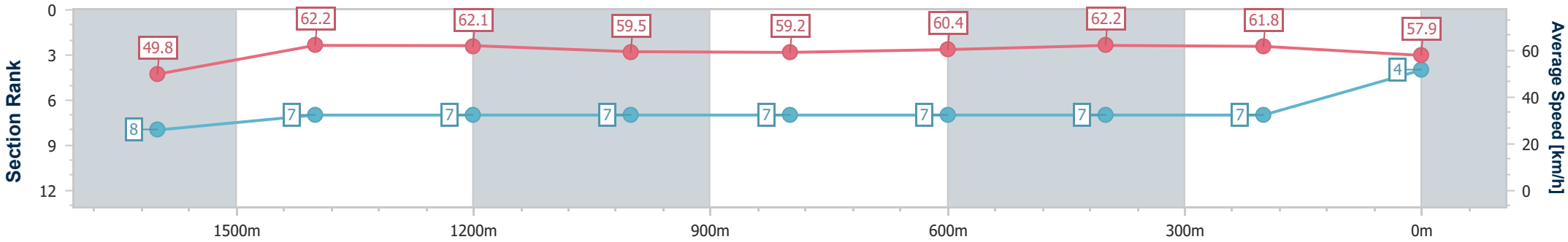

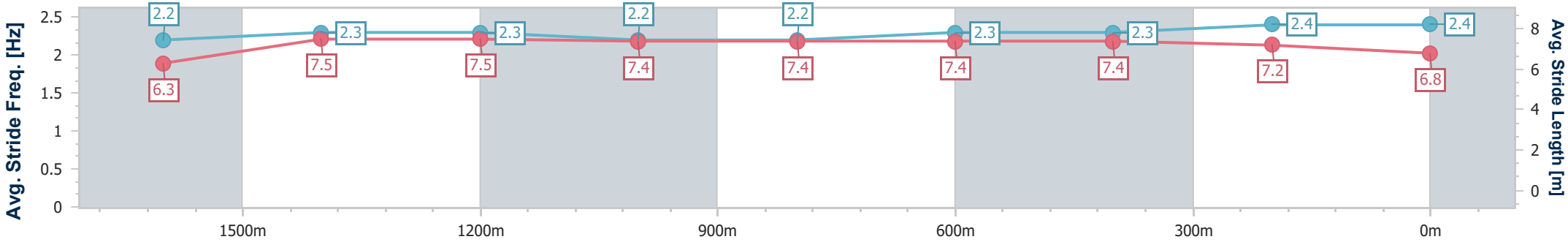

[ ]	Ranking at each section and finish
-:--.--	No data available at this section
NA	No data available

data processed by TRIPLESDATA

Horse/Jockey Name	Eaglemont
Final Rank	5
Fastest Section Time (Section)	0:11.57 (600m)
Top Speed [km/h] (Section)	64.6 (1400m)
Race State	Finished

TAB

Eagle FarmProfessional

Race 5: COUNTRY MUSIC RACEDAY ON SALE NOW
BENCHMARK 90 Handicap - 1815m

02 August 2025 - 14:28

Track Rating: Good 4, Weather: Fine, Rail Position: +3m Entire

BRISBANE RACING CLUB

Section	Overall	1600m	1400m	1200m	1000m	800m	600m	400m	200m
Section Times	1:51.03 [5] (0:15.45)	1:35.58 [5] (0:11.63)	1:23.95 [5] (0:11.64)	1:12.31 [5] (0:11.78)	1:00.53 [2] (0:12.13)	0:48.40 [2] (0:12.14)	0:36.26 [2] (0:11.57)	0:24.69 [2] (0:11.73)	0:12.96 [2] (0:12.96)
Average Speed [km/h]	50.7	62.8	62.1	61.1	60.7	60.2	62.3	61.5	55.9
Top Speed [km/h]	62.5	64.1	64.6	62.4	62.8	61.1	63.1	63.4	59.2
Avg. Dist. to Rail [m]	4.9	3.9	4.2	5.0	4.1	3.2	0.8	6.3	5.1
Avg. Stride Freq. [Hz]	2.2	2.2	2.2	2.2	2.2	2.2	2.3	2.4	2.2
Avg. Stride Length [m]	6.5	7.8	7.9	7.7	7.6	7.5	7.6	7.2	6.9

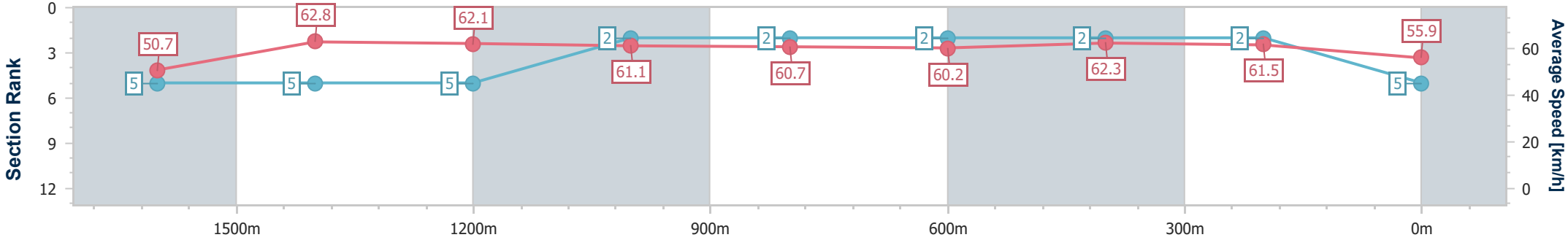

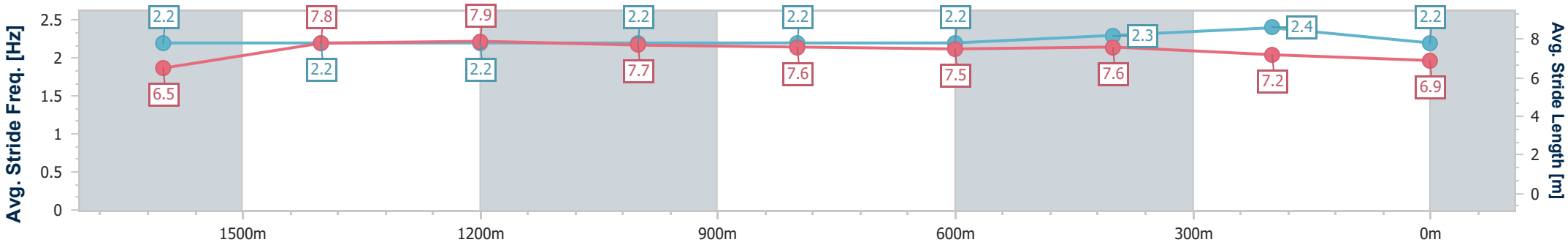

[ ]	Ranking at each section and finish
-:--.--	No data available at this section
NA	No data available

data processed by TRIPLESDATA

Horse/Jockey Name	Zaphod
Final Rank	6
Fastest Section Time (Section)	0:11.58 (600m)
Top Speed [km/h] (Section)	64.0 (1400m)
Race State	Finished

TAB

Eagle FarmProfessional

Race 5: COUNTRY MUSIC RACEDAY ON SALE NOW
BENCHMARK 90 Handicap - 1815m

02 August 2025 - 14:28

Track Rating: Good 4, Weather: Fine, Rail Position: +3m Entire

BRISBANE RACING CLUB

Section	Overall	1600m	1400m	1200m	1000m	800m	600m	400m	200m
Section Times	1:51.10 [6] (0:15.48)	1:35.62 [6] (0:11.63)	1:23.99 [6] (0:11.62)	1:12.37 [6] (0:12.08)	1:00.29 [6] (0:12.26)	0:48.03 [6] (0:12.01)	0:36.02 [6] (0:11.58)	0:24.44 [6] (0:11.70)	0:12.74 [5] (0:12.74)
Average Speed [km/h]	50.5	62.3	62.1	59.7	59.5	60.1	62.5	61.6	56.7
Top Speed [km/h]	60.3	63.0	64.0	60.0	60.5	60.8	63.1	63.2	59.6
Avg. Dist. to Rail [m]	4.2	1.3	1.8	3.0	2.2	1.1	1.3	6.7	7.5
Avg. Stride Freq. [Hz]	2.2	2.3	2.2	2.2	2.2	2.2	2.3	2.3	2.3
Avg. Stride Length [m]	6.4	7.5	7.7	7.6	7.5	7.4	7.5	7.4	6.9

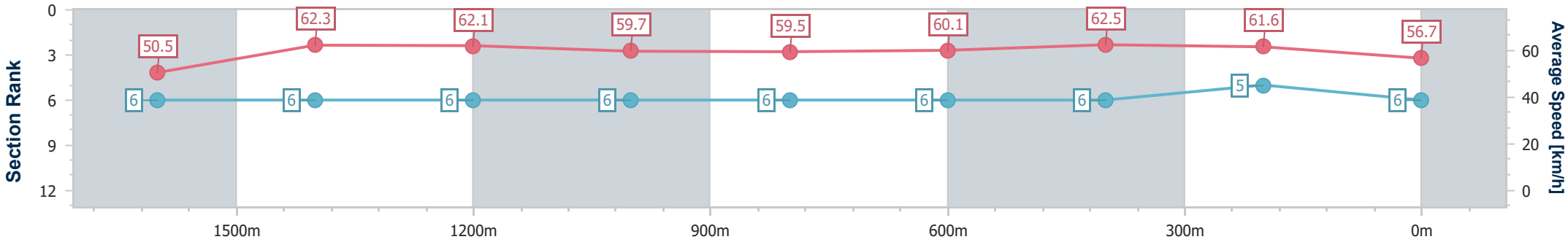

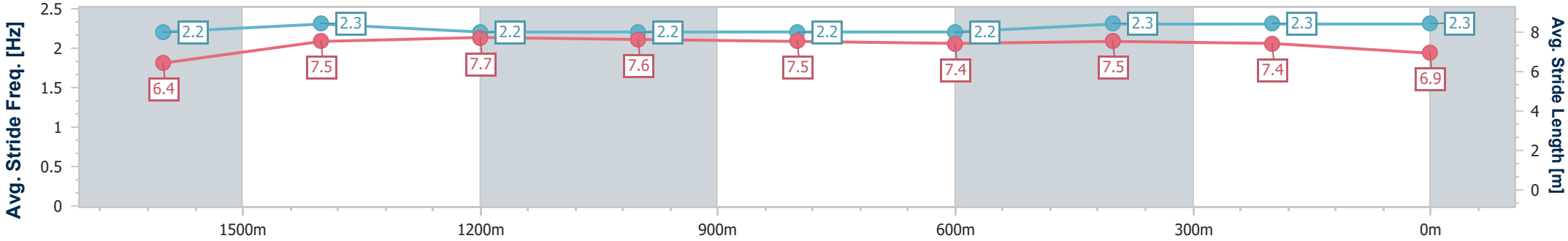

[ ]	Ranking at each section and finish
-:--.--	No data available at this section
NA	No data available

data processed by TRIPLESDATA

Horse/Jockey Name	Warp Speed
Final Rank	7
Fastest Section Time (Section)	0:11.65 (1400m)
Top Speed [km/h] (Section)	63.6 (1400m)
Race State	Finished

TAB

Eagle FarmProfessional

Race 5: COUNTRY MUSIC RACEDAY ON SALE NOW
BENCHMARK 90 Handicap - 1815m

02 August 2025 - 14:28

Track Rating: Good 4, Weather: Fine, Rail Position: +3m Entire

BRISBANE RACING CLUB

Section	Overall	1600m	1400m	1200m	1000m	800m	600m	400m	200m
Section Times	1:51.31 [7] (0:15.37)	1:35.94 [4] (0:11.70)	1:24.24 [4] (0:11.65)	1:12.59 [4] (0:12.08)	1:00.51 [5] (0:12.08)	0:48.43 [4] (0:12.00)	0:36.43 [4] (0:11.68)	0:24.75 [4] (0:11.85)	0:12.90 [6] (0:12.90)
Average Speed [km/h]	50.5	61.5	62.0	59.6	59.8	60.3	62.2	60.8	56.2
Top Speed [km/h]	59.8	63.1	63.6	60.6	61.1	61.2	63.1	62.8	58.8
Avg. Dist. to Rail [m]	2.1	0.1	0.2	0.9	0.8	1.1	1.9	5.1	4.5
Avg. Stride Freq. [Hz]	2.1	2.2	2.2	2.2	2.1	2.2	2.3	2.3	2.2
Avg. Stride Length [m]	6.4	7.3	7.3	7.5	7.4	7.4	7.3	7.2	7.0

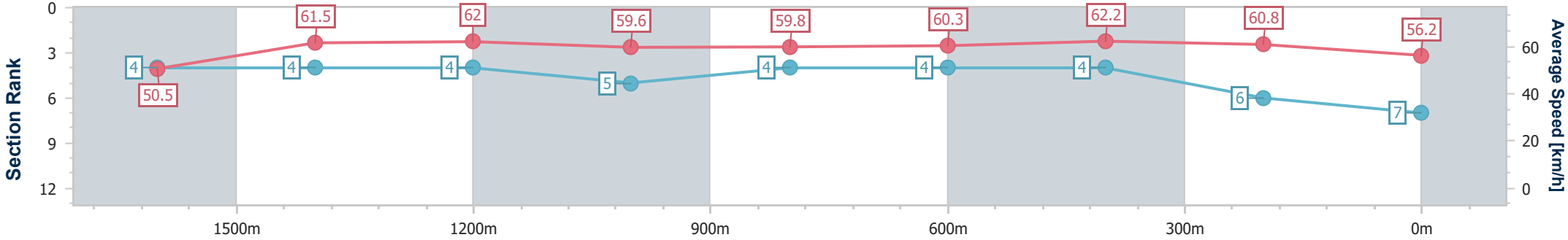

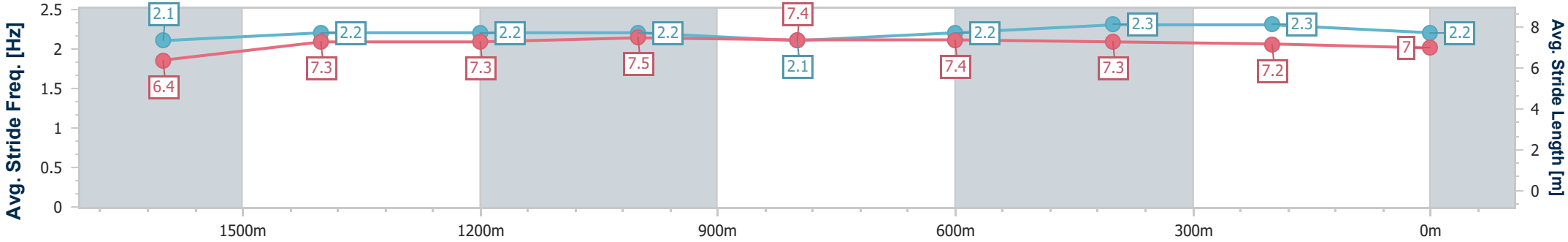

[ ]	Ranking at each section and finish
-:--.--	No data available at this section
NA	No data available

data processed by TRIPLESDATA

Horse/Jockey Name	Arizona Dreaming
Final Rank	8
Fastest Section Time (Section)	0:11.57 (1400m)
Top Speed [km/h] (Section)	64.4 (1400m)
Race State	Finished

TAB

Eagle FarmProfessional

Race 5: COUNTRY MUSIC RACEDAY ON SALE NOW
BENCHMARK 90 Handicap - 1815m

02 August 2025 - 14:28

Track Rating: Good 4, Weather: Fine, Rail Position: +3m Entire

BRISBANE RACING CLUB

Section	Overall	1600m	1400m	1200m	1000m	800m	600m	400m	200m
Section Times	1:51.62 [8] (0:15.49)	1:36.13 [7] (0:11.89)	1:24.24 [8] (0:11.57)	1:12.67 [8] (0:12.07)	1:00.60 [8] (0:12.33)	0:48.27 [8] (0:11.98)	0:36.29 [8] (0:11.73)	0:24.56 [8] (0:11.84)	0:12.72 [8] (0:12.72)
Average Speed [km/h]	51.1	61.3	62.2	59.9	59.4	60.5	62.5	60.9	56.9
Top Speed [km/h]	62.1	62.5	64.4	60.9	60.4	61.2	63.3	62.0	59.6
Avg. Dist. to Rail [m]	8.2	3.2	2.2	2.7	3.3	2.3	3.5	8.0	6.2
Avg. Stride Freq. [Hz]	2.3	2.3	2.3	2.2	2.2	2.2	2.3	2.4	2.3
Avg. Stride Length [m]	6.1	7.4	7.5	7.4	7.5	7.5	7.5	7.2	6.9

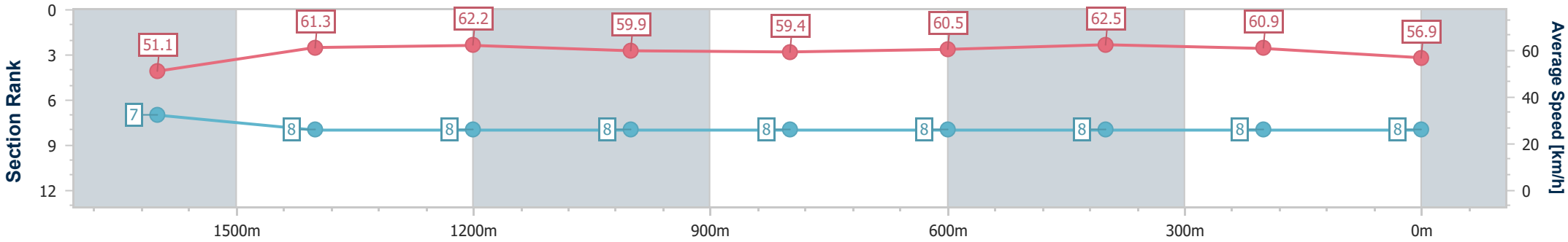

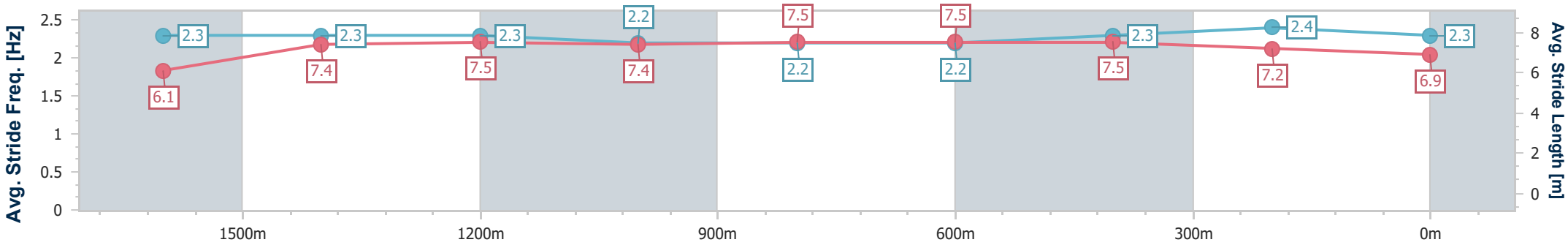

[ ]	Ranking at each section and finish
-:--.--	No data available at this section
NA	No data available

data processed by TRIPLESDATA

Eagle FarmProfessional

Race 6: U&U RECRUITMENT QTIS Three-Year-Old Handicap - 1200m

02 August 2025 - 15:04

BRISBANE RACING CLUB

Track Rating: Good 4, Weather: Fine, Rail Position: +3m Entire

Section	Overall	1000m	800m	600m	400m	200m	Last 600m
Field Times	1:11.03 (0:13.57)	0:57.46 (0:10.86)	0:46.60 (0:11.56)	0:35.04 (0:11.46)	0:23.58 (0:11.38)	0:12.20 (0:12.20)	0:35.04

Rank	TAB	Horse/Jockey	Barrier	Top Speed [km/h]	Fastest Section	Overall	1000m	800m	600m	400m	200m	Margin	Last 600m	Distance Travelled [m]
1	5	**ALPHA SOFIE**	9	67.8	0:10.88	1:11.03 [1]	0:56.77 [8]	0:45.50 [8]	0:34.43 [5]	0:23.04 [5]	0:12.16 [2]	1:11.03	0:34.43	
		Cejay Graham		400m	400m	(0:14.26)	(0:11.27)	(0:11.07)	(0:11.39)	(0:10.88)	(0:12.16)			
2	6	**STIKTODASCRYPT**	11	70.2	0:10.77	1:11.19 [2]	0:57.53 [3]	0:46.76 [1]	0:35.20 [1]	0:23.74 [1]	0:12.36 [1]	0.92L	0:35.20	-6
		Jag Guthmann-Chester		1000m	1000m	(0:13.66)	(0:10.77)	(0:11.56)	(0:11.46)	(0:11.38)	(0:12.36)			
3	4	**SPANISH TREASURE**	8	67.1	0:11.03	1:11.46 [3]	0:57.76 [4]	0:46.54 [4]	0:35.02 [4]	0:23.55 [3]	0:12.52 [3]	2.49L	0:35.02	-1
		Angela Jones		400m	400m	(0:13.70)	(0:11.22)	(0:11.52)	(0:11.47)	(0:11.03)	(0:12.52)			
4	9	**VIVIKA**	1	68.7	0:11.13	1:11.57 [4]	0:58.00 [1]	0:46.87 [2]	0:35.31 [2]	0:23.77 [2]	0:12.50 [4]	3.15L	0:35.31	+0
		Cobi Vitler		Overall	1000m	(0:13.57)	(0:11.13)	(0:11.56)	(0:11.54)	(0:11.27)	(0:12.50)			
5	2	**SPECIAL ARTIST**	2	65.7	0:11.17	1:11.67 [5]	0:57.68 [5]	0:46.51 [5]	0:35.07 [6]	0:23.67 [6]	0:12.23 [5]	3.76L	0:35.07	-7
		Ben Thompson		1000m	1000m	(0:13.99)	(0:11.17)	(0:11.44)	(0:11.40)	(0:11.44)	(0:12.23)			
6	11	**ARGENTUM ROCK**	5	66.2	0:11.18	1:11.72 [6]	0:57.72 [6]	0:46.54 [6]	0:35.09 [7]	0:23.47 [8]	0:12.15 [7]	4.05L	0:35.09	-2
		Robbie Dolan		1000m	1000m	(0:14.00)	(0:11.18)	(0:11.45)	(0:11.62)	(0:11.32)	(0:12.15)			
7	12	**AUSTRALASIA**	10	67.0	0:11.12	1:11.75 [7]	0:57.24 [11]	0:45.99 [10]	0:34.87 [8]	0:23.52 [7]	0:12.22 [6]	4.19L	0:34.87	+4
		Siobhan Rutledge		1000m	800m	(0:14.51)	(0:11.25)	(0:11.12)	(0:11.35)	(0:11.30)	(0:12.22)			
8	10	**WANTED HILLBILLY**	6	66.6	0:11.30	1:11.94 [8]	0:57.88 [7]	0:46.56 [7]	0:35.03 [9]	0:23.45 [9]	0:12.15 [9]	5.31L	0:35.03	+2
		Jace McMurray		1000m	400m	(0:14.06)	(0:11.32)	(0:11.53)	(0:11.58)	(0:11.30)	(0:12.15)			
9	8	**STYLISH JOKER**	7	66.5	0:11.43	1:12.64 [9]	0:58.20 [10]	0:46.77 [11]	0:35.34 [11]	0:23.70 [11]	0:12.22 [11]	9.43L	0:35.34	+3
		Corey Sutherland		1000m	1000m	(0:14.44)	(0:11.43)	(0:11.43)	(0:11.64)	(0:11.48)	(0:12.22)			
10	13	**DECEITFUL MISS**	3	66.1	0:11.27	1:12.90 [10]	0:59.27 [2]	0:48.00 [3]	0:36.52 [3]	0:24.96 [4]	0:13.21 [8]	11L	0:36.52	-5
		Luke Tarrant		1000m	1000m	(0:13.63)	(0:11.27)	(0:11.48)	(0:11.56)	(0:11.75)	(0:13.21)			

Scratched: Sharpoy (#16), Benefitsofmine (#3), Miss Adrift (#15), Britannia Rose (#14), Wannabe Brutal (#7)

[ ]	Ranking at each section and finish	**SCN**	Saddle cloth number
-:--.--	No data available at this section	**DNF**	Did not finish
NA	No data available	**DNT**	Did not track

data processed by TRIPLESDATA

Eagle FarmProfessional

Race 6: U&U RECRUITMENT QTIS Three-Year-Old Handicap - 1200m

02 August 2025 - 15:04

BRISBANE RACING CLUB

Track Rating: Good 4, Weather: Fine, Rail Position: +3m Entire

Section	Overall	1000m	800m	600m	400m	200m	Last 600m
Field Times	1:11.03 (0:13.57)	0:57.46 (0:10.86)	0:46.60 (0:11.56)	0:35.04 (0:11.46)	0:23.58 (0:11.38)	0:12.20 (0:12.20)	0:35.04

Rank	TAB	Horse/Jockey	Barrier	Top Speed [km/h]	Fastest Section	Overall	1000m	800m	600m	400m	200m	Margin	Last 600m	Distance Travelled [m]
11	1	PRETTY DUBIOUS	4	64.3	0:11.36	1:13.16 [11]	0:58.84 [9]	0:47.48 [9]	0:36.02 [10]	0:24.51 [10]	0:12.80 [10]	12.51L	0:36.02	-4
		Chloe Wells		1000m	1000m	(0:14.32)	(0:11.36)	(0:11.46)	(0:11.51)	(0:11.71)	(0:12.80)			

Scratched: Sharpoy (#16), Benefitsofmine (#3), Miss Adrift (#15), Britannia Rose (#14), Wannabe Brutal (#7)

[ ]	Ranking at each section and finish	**SCN**	Saddle cloth number
-:--.--	No data available at this section	**DNF**	Did not finish
NA	No data available	**DNT**	Did not track

data processed by TRIPLESDATA

Horse/Jockey Name	Alpha Sofie
Final Rank	1
Fastest Section Time (Section)	0:10.88 (400m)
Top Speed [km/h] (Section)	67.8 (400m)
Race State	Finished

TAB

Eagle FarmProfessional

Race 6: U&U RECRUITMENT QTIS Three-Year-Old Handicap - 1200m

02 August 2025 - 15:04

Track Rating: Good 4, Weather: Fine, Rail Position: +3m Entire

BRISBANE RACING CLUB

Section	Overall	1000m	800m	600m	400m	200m
Section Times	1:11.03 [1] (0:14.26)	0:56.77 [8] (0:11.27)	0:45.50 [8] (0:11.07)	0:34.43 [5] (0:11.39)	0:23.04 [5] (0:10.88)	0:12.16 [2] (0:12.16)
Average Speed [km/h]	50.4	64.9	65.3	64.1	66.3	59.0
Top Speed [km/h]	66.0	65.6	66.9	66.2	67.8	64.1
Avg. Dist. to Rail [m]	6.3	2.5	1.3	2.8	8.3	6.2
Avg. Stride Freq. [Hz]	2.3	2.4	2.4	2.4	2.5	2.3
Avg. Stride Length [m]	6.2	7.4	7.5	7.5	7.5	7.1

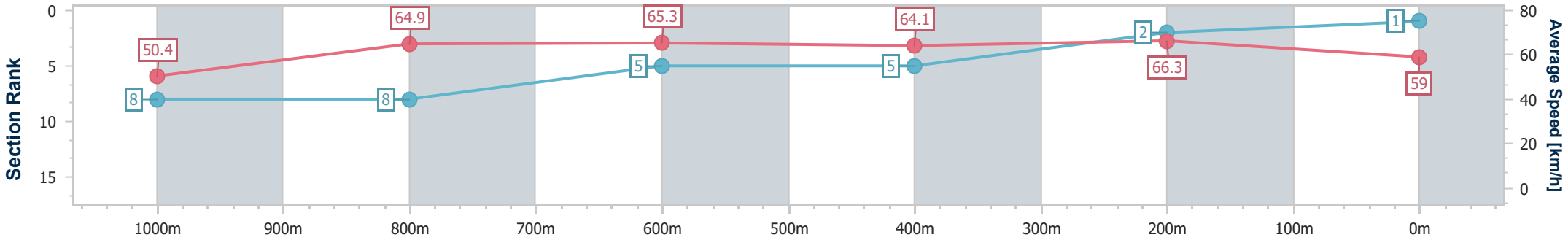

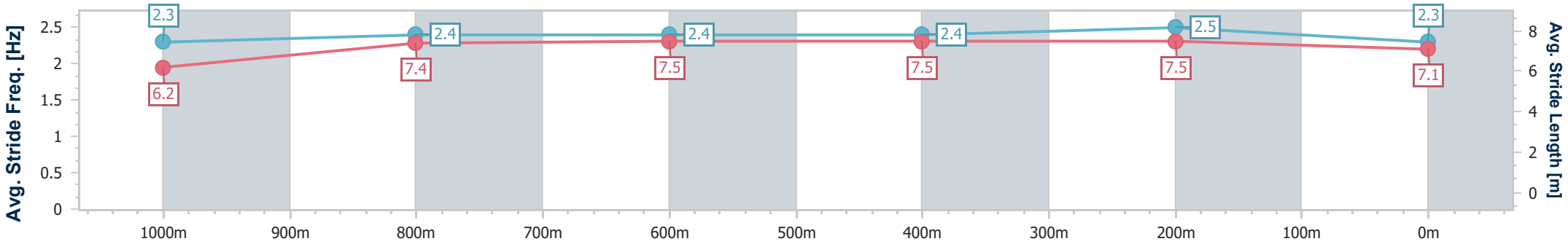

[ ]	Ranking at each section and finish
-:--.--	No data available at this section
NA	No data available

data processed by TRIPLESDATA

Horse/Jockey Name	Stiktodascrypt
Final Rank	2
Fastest Section Time (Section)	0:10.77 (1000m)
Top Speed [km/h] (Section)	70.2 (1000m)
Race State	Finished

TAB

Eagle FarmProfessional

Race 6: U&U RECRUITMENT QTIS Three-Year-Old Handicap - 1200m

02 August 2025 - 15:04

Track Rating: Good 4, Weather: Fine, Rail Position: +3m Entire

BRISBANE RACING CLUB

Section	Overall	1000m	800m	600m	400m	200m
Section Times	1:11.19 [2] (0:13.66)	0:57.53 [3] (0:10.77)	0:46.76 [1] (0:11.56)	0:35.20 [1] (0:11.46)	0:23.74 [1] (0:11.38)	0:12.36 [1] (0:12.36)
Average Speed [km/h]	53.0	67.6	61.5	62.7	63.0	58.4
Top Speed [km/h]	69.2	70.2	64.3	64.7	64.8	62.0
Avg. Dist. to Rail [m]	8.4	2.2	2.0	1.6	4.9	6.9
Avg. Stride Freq. [Hz]	2.4	2.5	2.3	2.4	2.4	2.3
Avg. Stride Length [m]	6.2	7.7	7.4	7.4	7.4	7.1

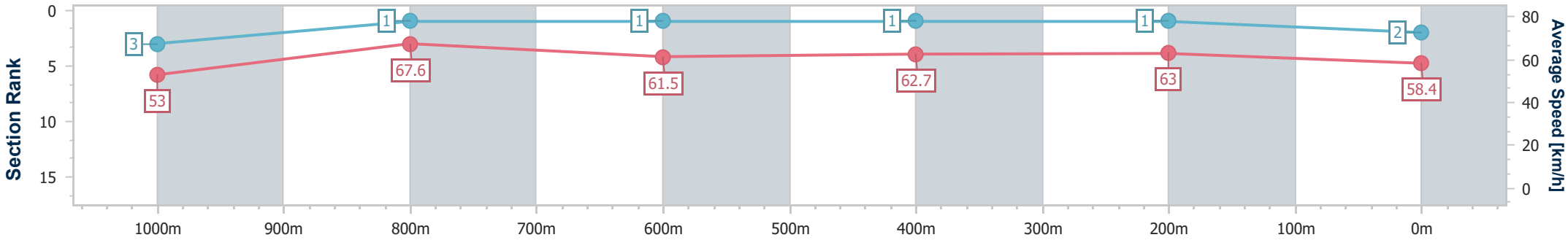

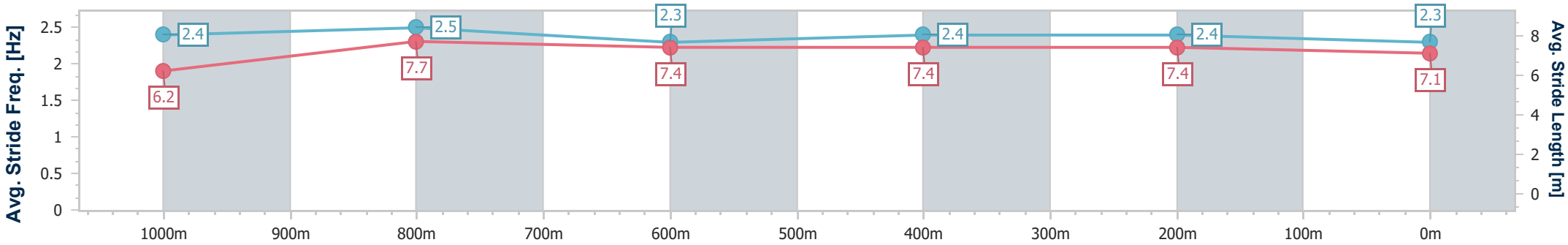

[ ]	Ranking at each section and finish
-:--.--	No data available at this section
NA	No data available

data processed by TRIPLESDATA

Horse/Jockey Name	Spanish Treasure
Final Rank	3
Fastest Section Time (Section)	0:11.03 (400m)
Top Speed [km/h] (Section)	67.1 (400m)
Race State	Finished

TAB

Eagle FarmProfessional

Race 6: U&U RECRUITMENT QTIS Three-Year-Old Handicap - 1200m

02 August 2025 - 15:04

Track Rating: Good 4, Weather: Fine, Rail Position: +3m Entire

BRISBANE RACING CLUB

Section	Overall	1000m	800m	600m	400m	200m
Section Times	1:11.46 [3] (0:13.70)	0:57.76 [4] (0:11.22)	0:46.54 [4] (0:11.52)	0:35.02 [4] (0:11.47)	0:23.55 [3] (0:11.03)	0:12.52 [3] (0:12.52)
Average Speed [km/h]	52.6	65.1	62.9	63.0	65.1	57.7
Top Speed [km/h]	66.5	66.3	64.6	65.2	67.1	63.2
Avg. Dist. to Rail [m]	6.8	2.8	0.8	1.3	6.7	8.4
Avg. Stride Freq. [Hz]	2.3	2.4	2.3	2.4	2.4	2.3
Avg. Stride Length [m]	6.3	7.4	7.5	7.4	7.4	7.0

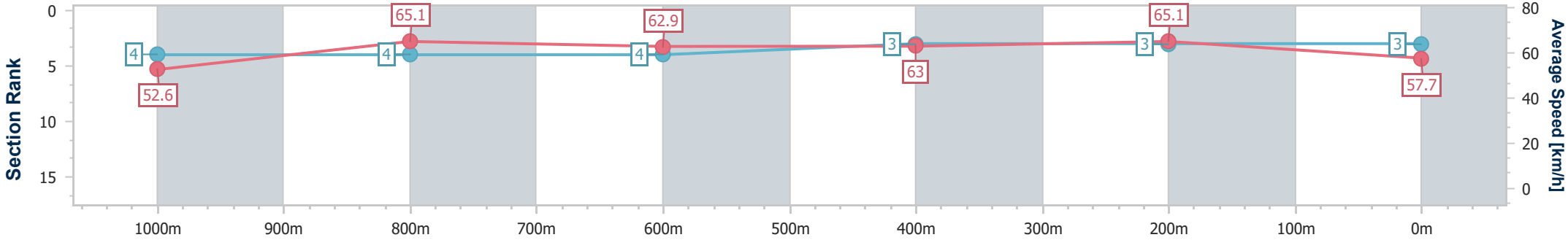

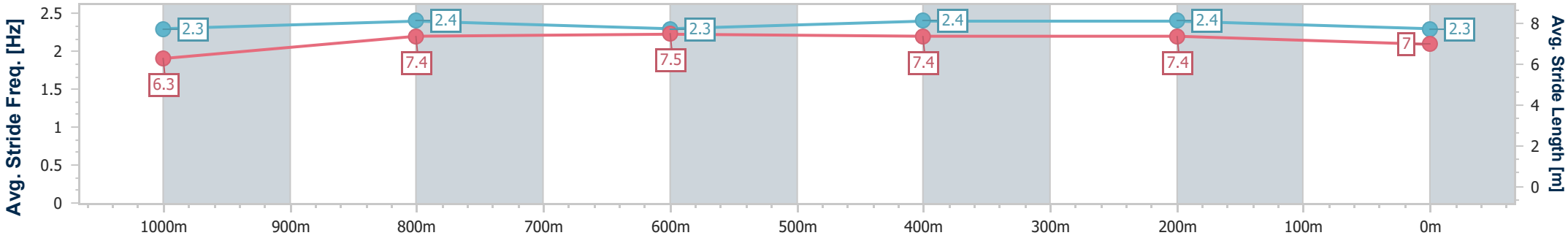

[ ]	Ranking at each section and finish
-:--.--	No data available at this section
NA	No data available

data processed by TRIPLESDATA

Horse/Jockey Name	Vivika
Final Rank	4
Fastest Section Time (Section)	0:11.13 (1000m)
Top Speed [km/h] (Section)	68.7 (Overall)
Race State	Finished

Eagle FarmProfessional

Race 6: U&U RECRUITMENT QTIS Three-Year-Old Handicap - 1200m

02 August 2025 - 15:04

Track Rating: Good 4, Weather: Fine, Rail Position: +3m Entire

BRISBANE RACING CLUB

Section	Overall	1000m	800m	600m	400m	200m
Section Times	1:11.57 [4] (0:13.57)	0:58.00 [1] (0:11.13)	0:46.87 [2] (0:11.56)	0:35.31 [2] (0:11.54)	0:23.77 [2] (0:11.27)	0:12.50 [4] (0:12.50)
Average Speed [km/h]	53.0	65.7	62.9	62.7	63.8	57.6
Top Speed [km/h]	68.7	68.2	64.7	64.8	65.3	61.2
Avg. Dist. to Rail [m]	1.6	2.7	2.1	1.2	5.8	3.7
Avg. Stride Freq. [Hz]	2.3	2.4	2.3	2.3	2.4	2.3
Avg. Stride Length [m]	6.5	7.8	7.6	7.6	7.3	6.9

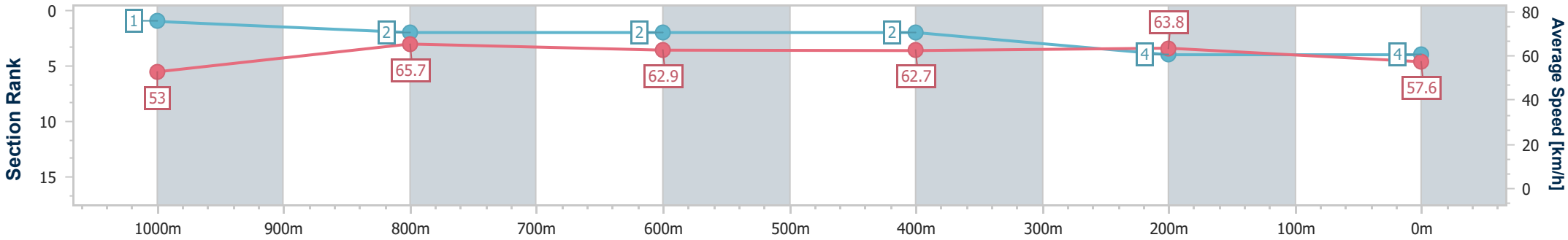

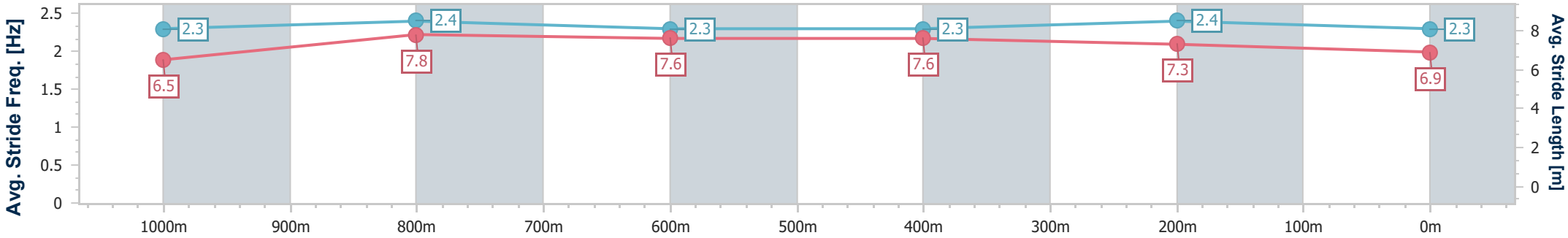

[ ]	Ranking at each section and finish
-:--.--	No data available at this section
NA	No data available

data processed by TRIPLESDATA

Horse/Jockey Name	Special Artist
Final Rank	5
Fastest Section Time (Section)	0:11.17 (1000m)
Top Speed [km/h] (Section)	65.7 (1000m)
Race State	Finished

TAB

Eagle FarmProfessional

Race 6: U&U RECRUITMENT QTIS Three-Year-Old Handicap - 1200m

02 August 2025 - 15:04

Track Rating: Good 4, Weather: Fine, Rail Position: +3m Entire

BRISBANE RACING CLUB

Section	Overall	1000m	800m	600m	400m	200m
Section Times	1:11.67 [5] (0:13.99)	0:57.68 [5] (0:11.17)	0:46.51 [5] (0:11.44)	0:35.07 [6] (0:11.40)	0:23.67 [6] (0:11.44)	0:12.23 [5] (0:12.23)
Average Speed [km/h]	51.5	65.0	62.9	62.2	62.9	59.1
Top Speed [km/h]	65.5	65.7	63.4	62.7	63.5	61.4
Avg. Dist. to Rail [m]	2.2	1.6	0.9	2.2	2.3	4.0
Avg. Stride Freq. [Hz]	2.2	2.3	2.3	2.3	2.4	2.3
Avg. Stride Length [m]	6.4	7.8	7.5	7.4	7.3	7.2

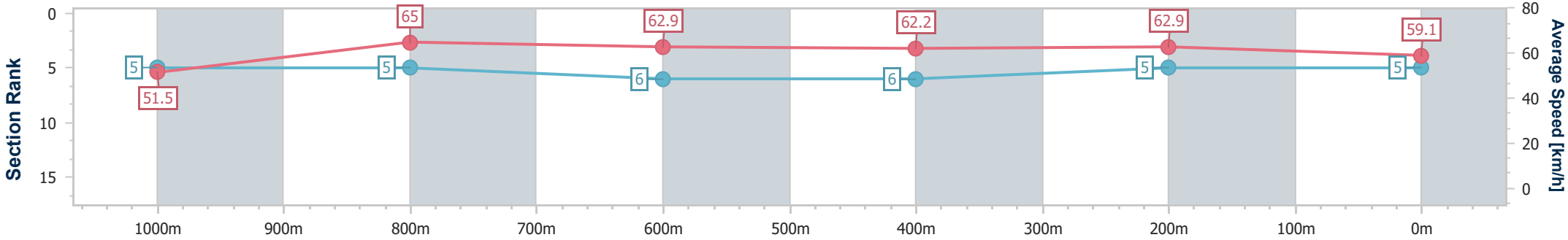

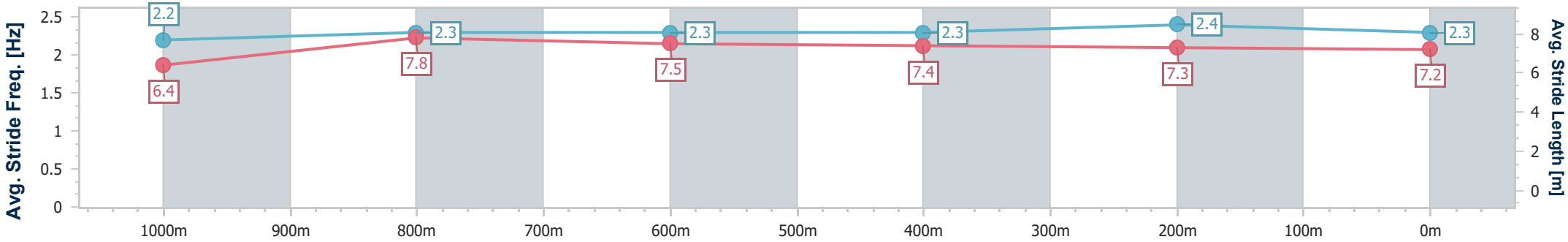

[ ]	Ranking at each section and finish
-:--.--	No data available at this section
NA	No data available

data processed by TRIPLESDATA

Horse/Jockey Name	Argentum Rock
Final Rank	6
Fastest Section Time (Section)	0:11.18 (1000m)
Top Speed [km/h] (Section)	66.2 (1000m)
Race State	Finished

TAB

Eagle FarmProfessional

Race 6: U&U RECRUITMENT QTIS Three-Year-Old Handicap - 1200m

02 August 2025 - 15:04

Track Rating: Good 4, Weather: Fine, Rail Position: +3m Entire

BRISBANE RACING CLUB

Section	Overall	1000m	800m	600m	400m	200m
Section Times	1:11.72 [6] (0:14.00)	0:57.72 [6] (0:11.18)	0:46.54 [6] (0:11.45)	0:35.09 [7] (0:11.62)	0:23.47 [8] (0:11.32)	0:12.15 [7] (0:12.15)
Average Speed [km/h]	51.5	64.8	63.0	62.5	63.8	59.3
Top Speed [km/h]	65.3	66.2	64.1	64.5	64.7	62.0
Avg. Dist. to Rail [m]	3.6	1.1	0.2	2.1	8.3	7.5
Avg. Stride Freq. [Hz]	2.3	2.5	2.4	2.4	2.4	2.3
Avg. Stride Length [m]	6.1	7.1	7.2	7.2	7.4	7.0

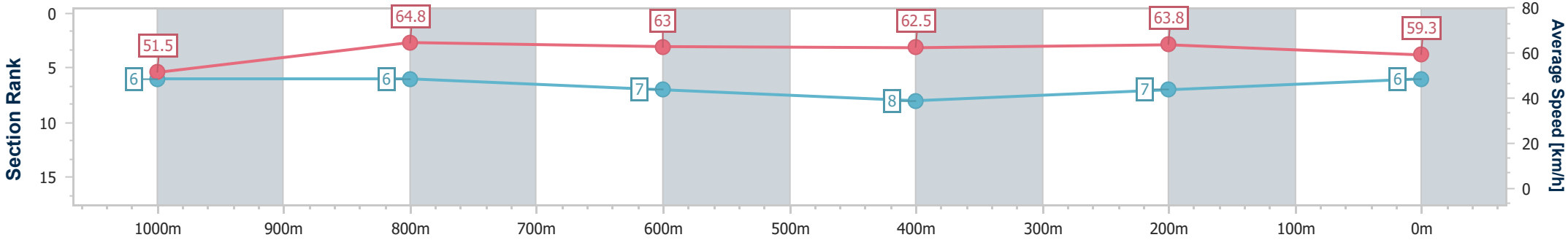

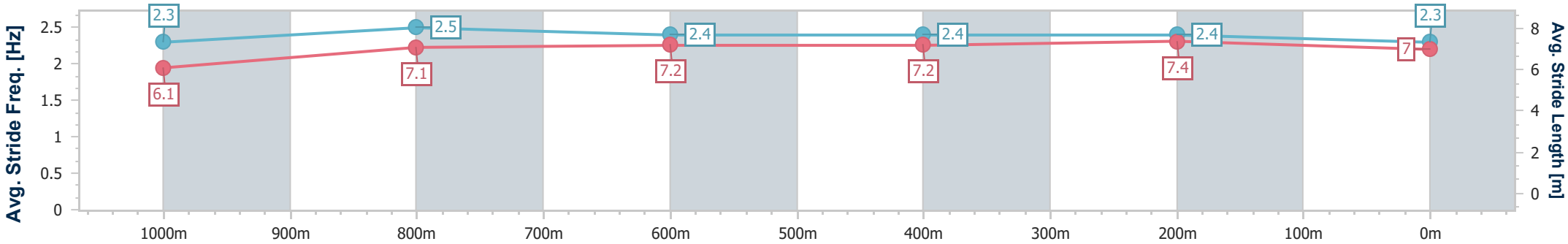

[ ]	Ranking at each section and finish
-:--.--	No data available at this section
NA	No data available

data processed by TRIPLESDATA

Horse/Jockey Name	Australasia
Final Rank	7
Fastest Section Time (Section)	0:11.12 (800m)
Top Speed [km/h] (Section)	67.0 (1000m)
Race State	Finished

TAB

Eagle FarmProfessional

Race 6: U&U RECRUITMENT QTIS Three-Year-Old Handicap - 1200m

02 August 2025 - 15:04

Track Rating: Good 4, Weather: Fine, Rail Position: +3m Entire

BRISBANE RACING CLUB

Section	Overall	1000m	800m	600m	400m	200m
Section Times	1:11.75 [7] (0:14.51)	0:57.24 [11] (0:11.25)	0:45.99 [10] (0:11.12)	0:34.87 [8] (0:11.35)	0:23.52 [7] (0:11.30)	0:12.22 [6] (0:12.22)
Average Speed [km/h]	49.7	65.2	65.5	64.6	63.8	58.8
Top Speed [km/h]	63.8	67.0	66.6	65.3	65.4	62.4
Avg. Dist. to Rail [m]	7.6	3.6	2.4	3.7	7.5	6.2
Avg. Stride Freq. [Hz]	2.3	2.3	2.3	2.3	2.3	2.3
Avg. Stride Length [m]	6.0	7.8	7.8	7.7	7.6	7.2

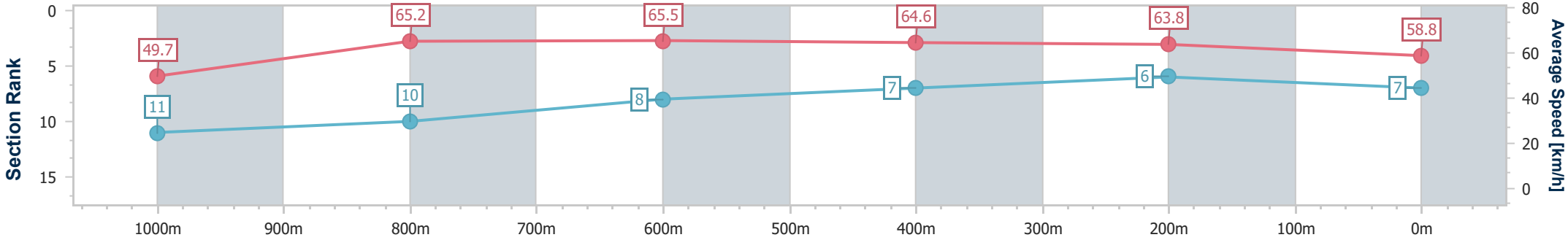

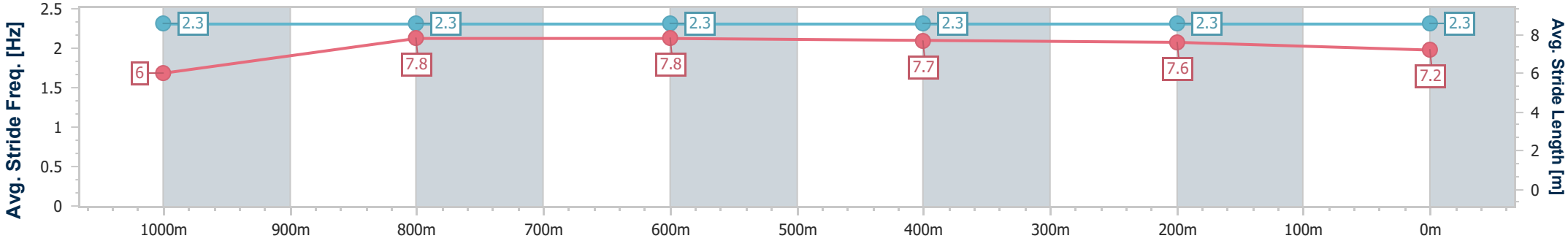

[ ]	Ranking at each section and finish
-:--.--	No data available at this section
NA	No data available

data processed by TRIPLESDATA

Horse/Jockey Name	Wanted Hillbilly
Final Rank	8
Fastest Section Time (Section)	0:11.30 (400m)
Top Speed [km/h] (Section)	66.6 (1000m)
Race State	Finished

TAB

Eagle FarmProfessional

Race 6: U&U RECRUITMENT QTIS Three-Year-Old Handicap - 1200m

02 August 2025 - 15:04

Track Rating: Good 4, Weather: Fine, Rail Position: +3m Entire

BRISBANE RACING CLUB

Section	Overall	1000m	800m	600m	400m	200m
Section Times	1:11.94 [8] (0:14.06)	0:57.88 [7] (0:11.32)	0:46.56 [7] (0:11.53)	0:35.03 [9] (0:11.58)	0:23.45 [9] (0:11.30)	0:12.15 [9] (0:12.15)
Average Speed [km/h]	51.1	64.7	63.2	62.8	63.8	59.3
Top Speed [km/h]	64.9	66.6	66.2	65.3	65.1	62.5
Avg. Dist. to Rail [m]	4.2	3.0	2.8	1.9	7.2	7.6
Avg. Stride Freq. [Hz]	2.3	2.3	2.3	2.3	2.3	2.3
Avg. Stride Length [m]	6.3	7.8	7.6	7.6	7.6	7.2

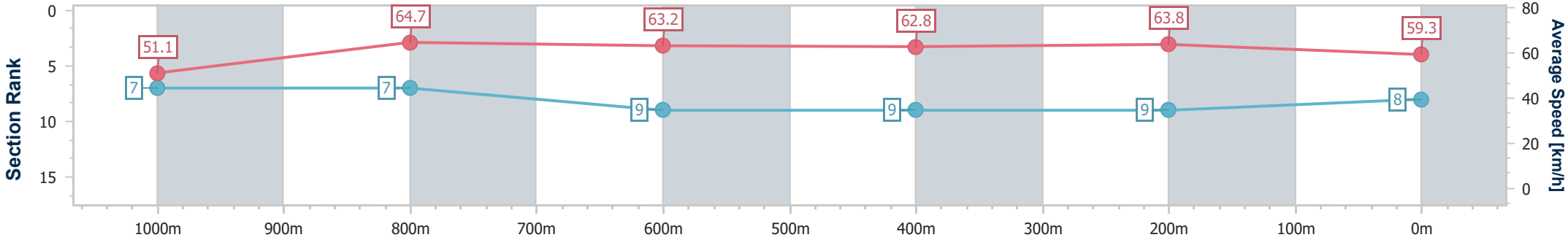

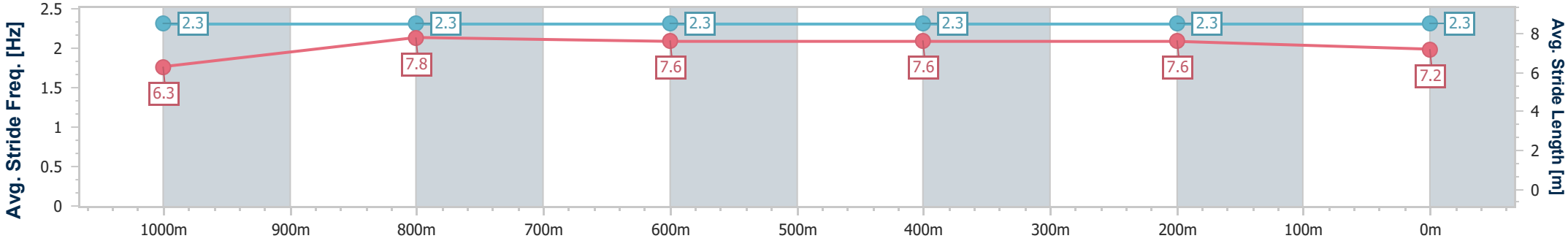

[ ]	Ranking at each section and finish
-:--.--	No data available at this section
NA	No data available

data processed by TRIPLESDATA

Horse/Jockey Name	Stylish Joker
Final Rank	9
Fastest Section Time (Section)	0:11.43 (1000m)
Top Speed [km/h] (Section)	66.5 (1000m)
Race State	Finished

TAB

Eagle FarmProfessional

Race 6: U&U RECRUITMENT QTIS Three-Year-Old Handicap - 1200m

02 August 2025 - 15:04

Track Rating: Good 4, Weather: Fine, Rail Position: +3m Entire

BRISBANE RACING CLUB

Section	Overall	1000m	800m	600m	400m	200m
Section Times	1:12.64 [9] (0:14.44)	0:58.20 [10] (0:11.43)	0:46.77 [11] (0:11.43)	0:35.34 [11] (0:11.64)	0:23.70 [11] (0:11.48)	0:12.22 [11] (0:12.22)
Average Speed [km/h]	49.9	64.4	64.0	62.2	62.8	58.8
Top Speed [km/h]	63.6	66.5	65.4	65.1	65.1	61.5
Avg. Dist. to Rail [m]	5.7	4.3	3.4	1.0	4.0	4.4
Avg. Stride Freq. [Hz]	2.2	2.3	2.3	2.2	2.3	2.2
Avg. Stride Length [m]	6.4	7.9	7.8	7.8	7.5	7.3

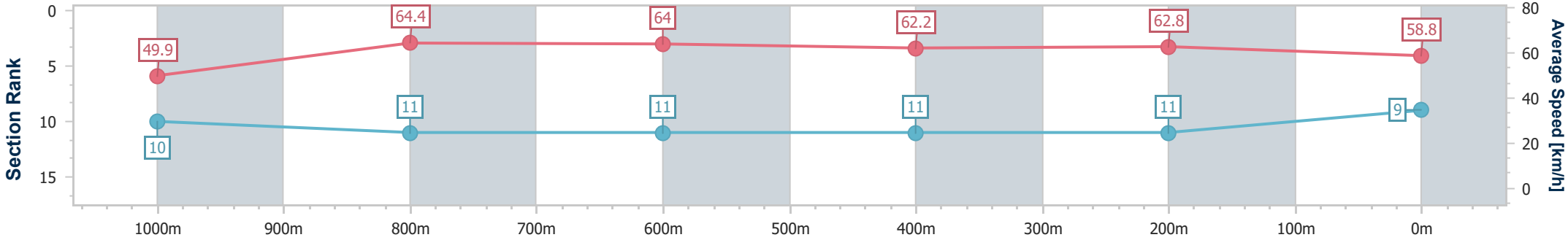

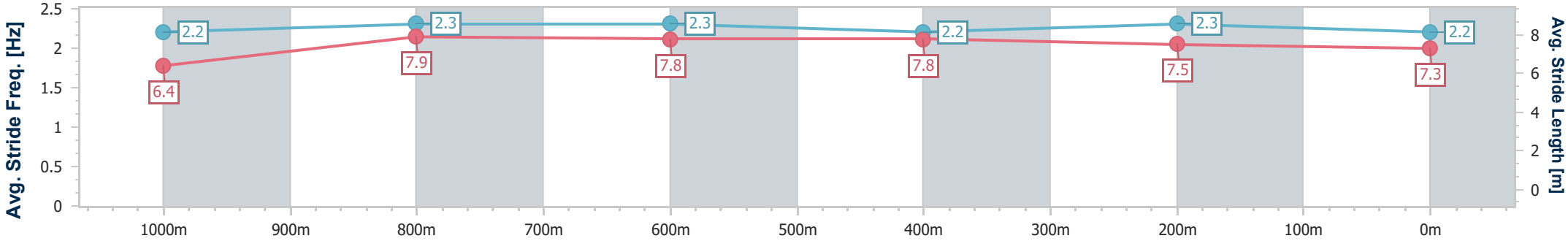

[ ]	Ranking at each section and finish
-:--.--	No data available at this section
NA	No data available

data processed by TRIPLESDATA

Horse/Jockey Name	Deceitful Miss
Final Rank	10
Fastest Section Time (Section)	0:11.27 (1000m)
Top Speed [km/h] (Section)	66.1 (1000m)
Race State	Finished

TAB

Eagle FarmProfessional

Race 6: U&U RECRUITMENT QTIS Three-Year-Old Handicap - 1200m

02 August 2025 - 15:04

Track Rating: Good 4, Weather: Fine, Rail Position: +3m Entire

BRISBANE RACING CLUB

Section	Overall	1000m	800m	600m	400m	200m
Section Times	1:12.90 [10] (0:13.63)	0:59.27 [2] (0:11.27)	0:48.00 [3] (0:11.48)	0:36.52 [3] (0:11.56)	0:24.96 [4] (0:11.75)	0:13.21 [8] (0:13.21)
Average Speed [km/h]	52.8	64.6	62.5	62.1	61.3	54.4
Top Speed [km/h]	66.0	66.1	65.2	62.9	62.7	58.7
Avg. Dist. to Rail [m]	2.9	1.8	0.6	1.0	2.8	1.8
Avg. Stride Freq. [Hz]	2.4	2.4	2.4	2.4	2.4	2.2
Avg. Stride Length [m]	6.2	7.6	7.3	7.2	7.1	6.8

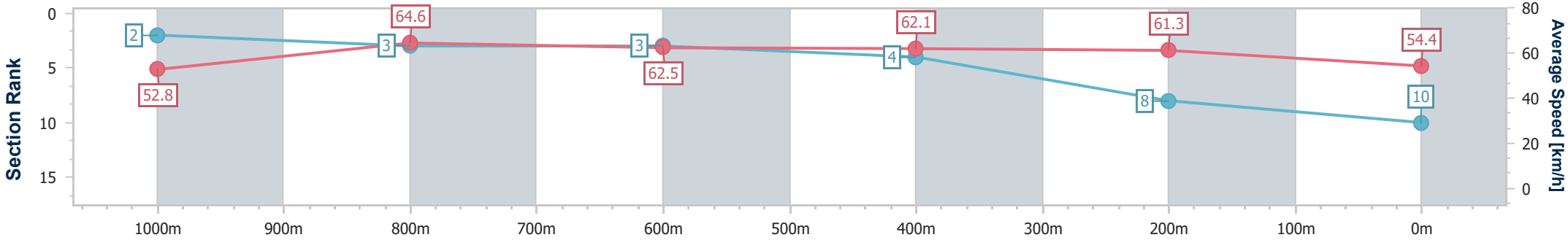

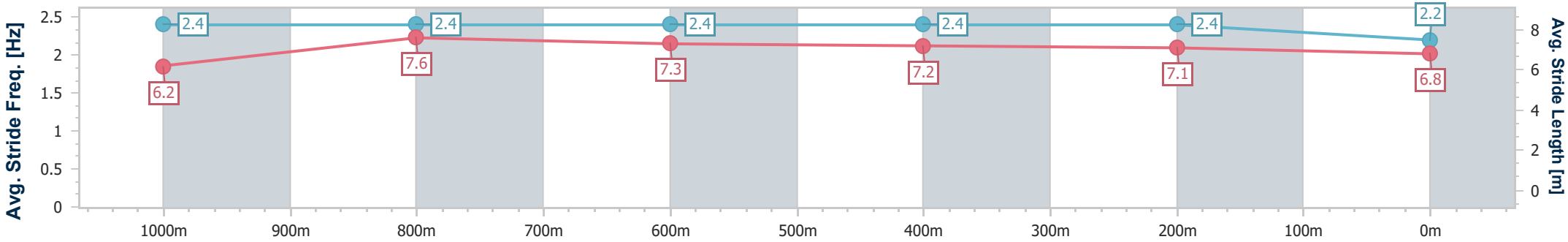

[ ]	Ranking at each section and finish
-:--.--	No data available at this section
NA	No data available

data processed by TRIPLESDATA

Horse/Jockey Name	Pretty Dubious
Final Rank	11
Fastest Section Time (Section)	0:11.36 (1000m)
Top Speed [km/h] (Section)	64.3 (1000m)
Race State	Finished

TAB

Eagle FarmProfessional

Race 6: U&U RECRUITMENT QTIS Three-Year-Old Handicap - 1200m

02 August 2025 - 15:04

Track Rating: Good 4, Weather: Fine, Rail Position: +3m Entire

BRISBANE RACING CLUB

Section	Overall	1000m	800m	600m	400m	200m
Section Times	1:13.16 [11] (0:14.32)	0:58.84 [9] (0:11.36)	0:47.48 [9] (0:11.46)	0:36.02 [10] (0:11.51)	0:24.51 [10] (0:11.71)	0:12.80 [10] (0:12.80)
Average Speed [km/h]	50.3	63.7	63.2	62.3	61.4	56.4
Top Speed [km/h]	63.4	64.3	64.0	63.2	62.8	60.3
Avg. Dist. to Rail [m]	2.6	1.1	1.3	0.5	1.4	1.0
Avg. Stride Freq. [Hz]	2.2	2.3	2.3	2.3	2.4	2.3
Avg. Stride Length [m]	6.3	7.6	7.5	7.5	7.3	6.8

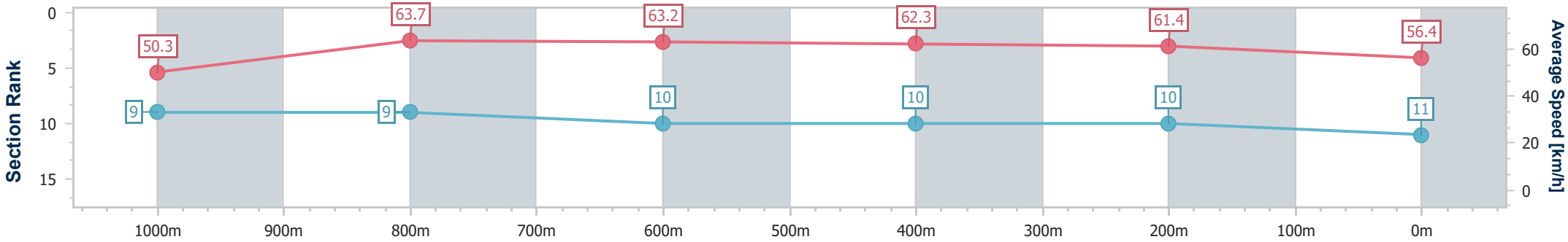

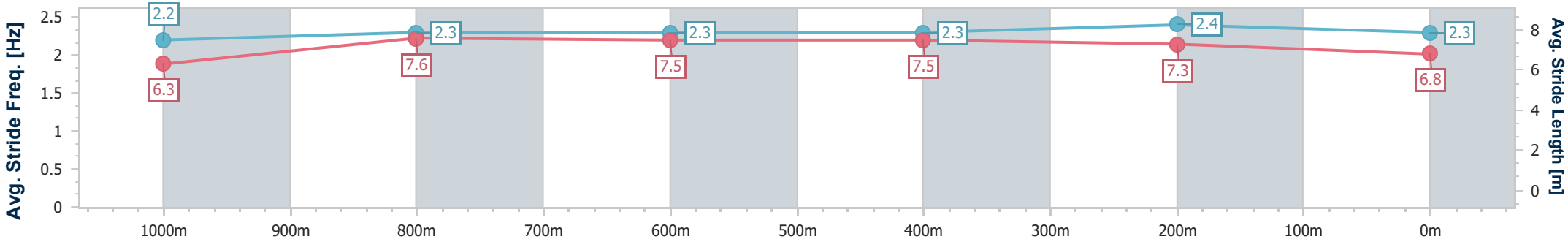

[ ]	Ranking at each section and finish
-:--.--	No data available at this section
NA	No data available

data processed by TRIPLESDATA

Eagle FarmProfessional

Race 7: MORETON HIRE BENCHMARK 70 Handicap - 1400m

02 August 2025 - 15:44

BRISBANE RACING CLUB

Track Rating: Good 4, Weather: Fine, Rail Position: +3m Entire

Section	Overall	1200m	1000m	800m	600m	400m	Last 600m
Field Times	1:23.63 (0:13.45)	1:10.18 (0:10.76)	0:59.42 (0:11.43)	0:47.99 (0:11.79)	0:36.20 (0:11.70)	0:24.50 (0:11.72)	0:36.20

Rank	TAB	Horse/Jockey	Barrier	Top Speed [km/h]	Fastest Section	Overall	1200m	1000m	800m	600m	400m	Last 600m	Distance Travelled [m]
1	4	**REDZOUST**	10	66.5	0:11.01	1:23.63 [1]	1:09.33 [10]	0:58.32 [10]	0:46.95 [10]	0:35.18 [11]	0:23.79 [9]	0:35.18	
		Ben Thompson		1200m	1200m	(0:14.30)	(0:11.01)	(0:11.37)	(0:11.77)	(0:11.39)	(0:11.46)		
2	6	**BOONDOCKS**	7	66.7	0:11.02	1:23.71 [2]	1:09.77 [8]	0:58.75 [8]	0:47.31 [8]	0:35.55 [8]	0:24.00 [8]	0:35.55	+3
		Ryan Maloney		1200m	1200m	(0:13.94)	(0:11.02)	(0:11.44)	(0:11.76)	(0:11.55)	(0:11.49)		
3	16	**AOLANI**	9	70.4	0:10.83	1:23.74 [3]	1:10.29 [1]	0:59.46 [2]	0:47.99 [2]	0:36.31 [1]	0:24.61 [1]	0:36.31	-8
		Tahlia Fenlon		1200m	1200m	(0:13.45)	(0:10.83)	(0:11.47)	(0:11.68)	(0:11.70)	(0:11.78)		
4	14	**POSEIDON RULER**	11	67.0	0:10.95	1:23.76 [4]	1:09.35 [11]	0:58.40 [11]	0:47.08 [11]	0:35.39 [10]	0:23.85 [10]	0:35.39	-1
		Cejay Graham		1200m	1200m	(0:14.41)	(0:10.95)	(0:11.32)	(0:11.69)	(0:11.54)	(0:11.46)		
5	11	**CAVALRY MAN**	2	67.2	0:10.98	1:23.76 [5]	1:09.96 [6]	0:58.98 [7]	0:47.62 [5]	0:35.86 [6]	0:24.33 [6]	0:35.86	-10
		Georgina Cartwright		1200m	1200m	(0:13.80)	(0:10.98)	(0:11.36)	(0:11.76)	(0:11.53)	(0:11.64)		
6	7	**CHO OYU**	8	67.6	0:10.92	1:24.02 [6]	1:10.21 [7]	0:59.29 [6]	0:47.80 [7]	0:36.14 [5]	0:24.60 [5]	0:36.14	-1
		Luke Dempsey		1200m	1200m	(0:13.81)	(0:10.92)	(0:11.49)	(0:11.66)	(0:11.54)	(0:11.63)		
7	10	**BIG BOY GEORGE**	6	67.0	0:10.96	1:24.09 [7]	1:10.47 [4]	0:59.51 [4]	0:48.06 [4]	0:36.48 [3]	0:24.87 [3]	0:36.48	-4
		Bailey Wheeler		Overall	1200m	(0:13.62)	(0:10.96)	(0:11.45)	(0:11.58)	(0:11.61)	(0:11.63)		
8	5	**BOODUA ROMANCE**	5	68.7	0:10.75	1:24.18 [8]	1:10.72 [2]	0:59.97 [1]	0:48.54 [1]	0:36.74 [2]	0:25.02 [2]	0:36.74	-12
		Corey Sutherland		1200m	1200m	(0:13.46)	(0:10.75)	(0:11.43)	(0:11.80)	(0:11.72)	(0:11.85)		
9	1	**THE CATCH**	3	67.3	0:10.93	1:24.19 [9]	1:10.40 [5]	0:59.47 [5]	0:48.00 [6]	0:36.27 [7]	0:24.71 [7]	0:36.27	-5
		Rob Thorburn		1200m	1200m	(0:13.79)	(0:10.93)	(0:11.47)	(0:11.73)	(0:11.56)	(0:11.70)		
10	3	**DEMITASSE**	4	65.6	0:11.08	1:25.09 [10]	1:11.00 [9]	0:59.92 [9]	0:48.50 [9]	0:36.86 [9]	0:25.18 [11]	0:36.86	-13
		Cobi Vitler		1200m	1200m	(0:14.09)	(0:11.08)	(0:11.42)	(0:11.64)	(0:11.68)	(0:11.87)		

Scratched: Drang A Tang (#8), Pivotal Lad (#13), All's Fair (#9), Katdeel (#17), Crafty Eagle (#2), Ocean Zar (#12), Bowrider (#19), Zaher (#20), Marenaro (#21), Merchant Lady (#15)

Report Created: Sat 2 August 2025 16:24 GMT+10 (Note: Timing is based on position data)

[ ]	Ranking at each section and finish	**SCN**	Saddle cloth number
-:--.--	No data available at this section	**DNF**	Did not finish
NA	No data available	**DNT**	Did not track

data processed by TRIPLESDATA

Eagle FarmProfessional

Race 7: MORETON HIRE BENCHMARK 70 Handicap - 1400m

02 August 2025 - 15:44

BRISBANE RACING CLUB

Track Rating: Good 4, Weather: Fine, Rail Position: +3m Entire

Section	Overall	1200m	1000m	800m	600m	400m	Last 600m
Field Times	1:23.63 (0:13.45)	1:10.18 (0:10.76)	0:59.42 (0:11.43)	0:47.99 (0:11.79)	0:36.20 (0:11.70)	0:24.50 (0:11.72)	0:36.20

Rank	TAB	Horse/Jockey	Barrier	Top Speed [km/h]	Fastest Section	Overall	1200m	1000m	800m	600m	400m	Last 600m	Distance Travelled [m]
11	18	RUN LUCY RUN	1	67.8	0:10.97	1:27.39 [11]	1:13.91 [3]	1:02.94 [3]	0:51.45 [3]	0:39.59 [4]	0:28.03 [4]	0:39.59	-4
		Damien Thornton		Overall	1200m	(0:13.48)	(0:10.97)	(0:11.49)	(0:11.86)	(0:11.56)	(0:12.21)		

Scratched: Drang A Tang (#8), Pivotal Lad (#13), All's Fair (#9), Katdeel (#17), Crafty Eagle (#2), Ocean Zar (#12), Bowrider (#19), Zaher (#20), Marenaro (#21), Merchant Lady (#15)

[ ]	Ranking at each section and finish	**SCN**	Saddle cloth number
-:--.--	No data available at this section	**DNF**	Did not finish
NA	No data available	**DNT**	Did not track

data processed by TRIPLESDATA

Eagle FarmProfessional

Race 7: MORETON HIRE BENCHMARK 70 Handicap - 1400m

02 August 2025 - 15:44

BRISBANE RACING CLUB

Track Rating: Good 4, Weather: Fine, Rail Position: +3m Entire

Section	200m	Last 600m
Field Times	0:12.78 (0:12.78)	0:36.20

Rank	TAB	Horse/Jockey	Barrier	Top Speed [km/h]	Fastest Section		Margin		Distance Travelled [m]
1	4	**REDZOUST**	10	66.5	0:11.01	0:12.33 [8]	1:23.63	0:35.18	
		Ben Thompson		1200m	1200m	(0:12.33)			
2	6	**BOONDOCKS**	7	66.7	0:11.02	0:12.51 [7]	0.5L	0:35.55	+3
		Ryan Maloney		1200m	1200m	(0:12.51)			
3	16	**AOLANI**	9	70.4	0:10.83	0:12.83 [2]	0.65L	0:36.31	-8
		Tahlia Fenlon		1200m	1200m	(0:12.83)			
4	14	**POSEIDON RULER**	11	67.0	0:10.95	0:12.39 [9]	0.76L	0:35.39	-1
		Cejay Graham		1200m	1200m	(0:12.39)			
5	11	**CAVALRY MAN**	2	67.2	0:10.98	0:12.69 [5]	0.8L	0:35.86	-10
		Georgina Cartwright		1200m	1200m	(0:12.69)			
6	7	**CHO OYU**	8	67.6	0:10.92	0:12.97 [4]	2.32L	0:36.14	-1
		Luke Dempsey		1200m	1200m	(0:12.97)			
7	10	**BIG BOY GEORGE**	6	67.0	0:10.96	0:13.24 [1]	2.74L	0:36.48	-4
		Bailey Wheeler		Overall	1200m	(0:13.24)			
8	5	**BOODUA ROMANCE**	5	68.7	0:10.75	0:13.17 [3]	3.26L	0:36.74	-12
		Corey Sutherland		1200m	1200m	(0:13.17)			
9	1	**THE CATCH**	3	67.3	0:10.93	0:13.01 [6]	3.32L	0:36.27	-5
		Rob Thorburn		1200m	1200m	(0:13.01)			
10	3	**DEMITASSE**	4	65.6	0:11.08	0:13.31 [11]	8.61L	0:36.86	-13
		Cobi Vitler		1200m	1200m	(0:13.31)			

Scratched: Drang A Tang (#8), Pivotal Lad (#13), All's Fair (#9), Katdeel (#17), Crafty Eagle (#2), Ocean Zar (#12), Bowrider (#19), Zaher (#20), Marenaro (#21), Merchant Lady (#15)

[ ]	Ranking at each section and finish	SCN	Saddle cloth number
-:--.--	No data available at this section	DNF	Did not finish
NA	No data available	DNT	Did not track

data processed by TRIPLESDATA

Eagle FarmProfessional

Race 7: MORETON HIRE BENCHMARK 70 Handicap - 1400m

02 August 2025 - 15:44

BRISBANE RACING CLUB

Track Rating: Good 4, Weather: Fine, Rail Position: +3m Entire

Section	200m	Last 600m
Field Times	0:12.78 (0:12.78)	0:36.20

Rank	TAB	Horse/Jockey	Barrier	Top Speed [km/h]	Fastest Section		Margin		Distance Travelled [m]
11	18	RUN LUCY RUN	1	67.8	0:10.97	0:15.82 [10]	22.11L	0:39.59	-4
		Damien Thornton		Overall	1200m	(0:15.82)			

Scratched: Drang A Tang (#8), Pivotal Lad (#13), All's Fair (#9), Katdeel (#17), Crafty Eagle (#2), Ocean Zar (#12), Bowrider (#19), Zaher (#20), Marenaro (#21), Merchant Lady (#15)

[ ]	Ranking at each section and finish	**SCN**	Saddle cloth number
-:--.--	No data available at this section	**DNF**	Did not finish
NA	No data available	**DNT**	Did not track

data processed by TRIPLESDATA

Horse/Jockey Name	Redzoust
Final Rank	1
Fastest Section Time (Section)	0:11.01 (1200m)
Top Speed [km/h] (Section)	66.5 (1200m)
Race State	Finished

TAB

Eagle FarmProfessional

Race 7: MORETON HIRE BENCHMARK 70 Handicap - 1400m

02 August 2025 - 15:44

Track Rating: Good 4, Weather: Fine, Rail Position: +3m Entire

BRISBANE RACING CLUB

Section	Overall	1200m	1000m	800m	600m	400m	200m
Section Times	1:23.63 [1] (0:14.30)	1:09.33 [10] (0:11.01)	0:58.32 [10] (0:11.37)	0:46.95 [10] (0:11.77)	0:35.18 [11] (0:11.39)	0:23.79 [9] (0:11.46)	0:12.33 [8] (0:12.33)
Average Speed [km/h]	50.4	65.4	64.9	62.6	64.4	62.7	58.6
Top Speed [km/h]	64.9	66.5	66.2	63.7	64.9	64.6	60.6
Avg. Dist. to Rail [m]	6.5	2.4	4.6	5.4	3.3	5.2	2.0
Avg. Stride Freq. [Hz]	2.2	2.4	2.4	2.4	2.4	2.4	2.4
Avg. Stride Length [m]	6.3	7.7	7.6	7.4	7.5	7.3	6.9

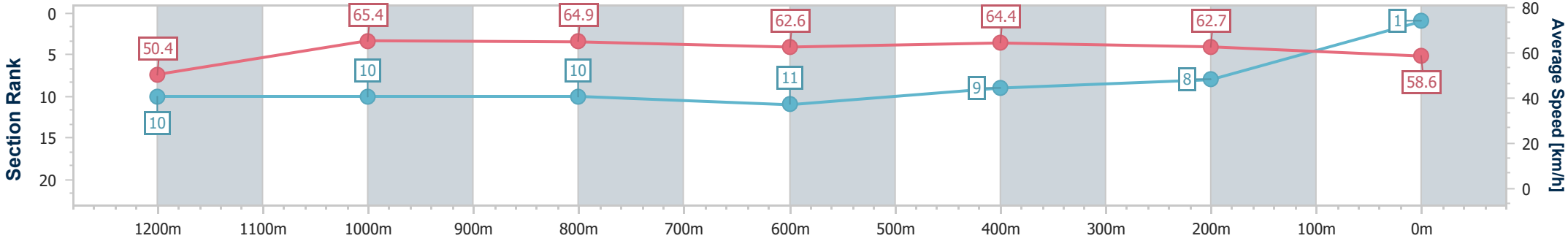

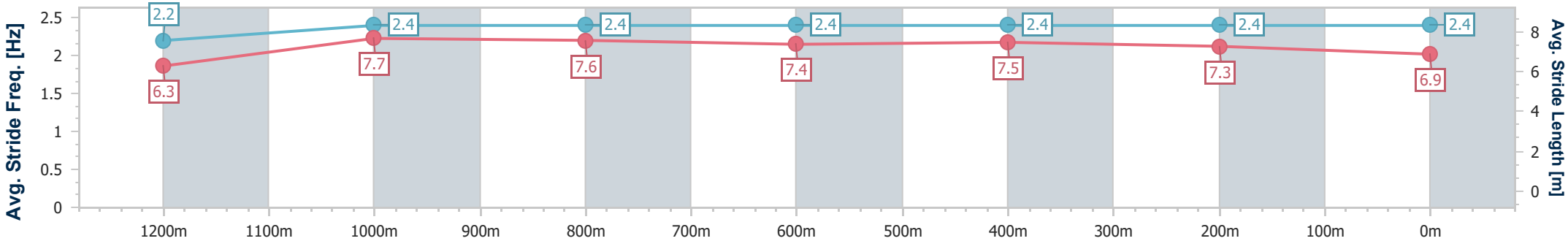

[ ]	Ranking at each section and finish
-:--.--	No data available at this section
NA	No data available

data processed by TRIPLESDATA

Horse/Jockey Name	Boondocks
Final Rank	2
Fastest Section Time (Section)	0:11.02 (1200m)
Top Speed [km/h] (Section)	66.7 (1200m)
Race State	Finished

TAB

Eagle FarmProfessional

Race 7: MORETON HIRE BENCHMARK 70 Handicap - 1400m

02 August 2025 - 15:44

Track Rating: Good 4, Weather: Fine, Rail Position: +3m Entire

BRISBANE RACING CLUB

Section	Overall	1200m	1000m	800m	600m	400m	200m
Section Times	1:23.71 [2] (0:13.94)	1:09.77 [8] (0:11.02)	0:58.75 [8] (0:11.44)	0:47.31 [8] (0:11.76)	0:35.55 [8] (0:11.55)	0:24.00 [8] (0:11.49)	0:12.51 [7] (0:12.51)
Average Speed [km/h]	52.0	65.4	64.3	62.9	63.9	62.8	57.5
Top Speed [km/h]	64.3	66.7	65.5	63.9	65.5	65.0	61.2
Avg. Dist. to Rail [m]	7.0	2.8	4.9	5.8	5.0	8.9	7.1
Avg. Stride Freq. [Hz]	2.2	2.3	2.3	2.3	2.3	2.4	2.3
Avg. Stride Length [m]	6.5	7.8	7.7	7.6	7.6	7.2	6.9

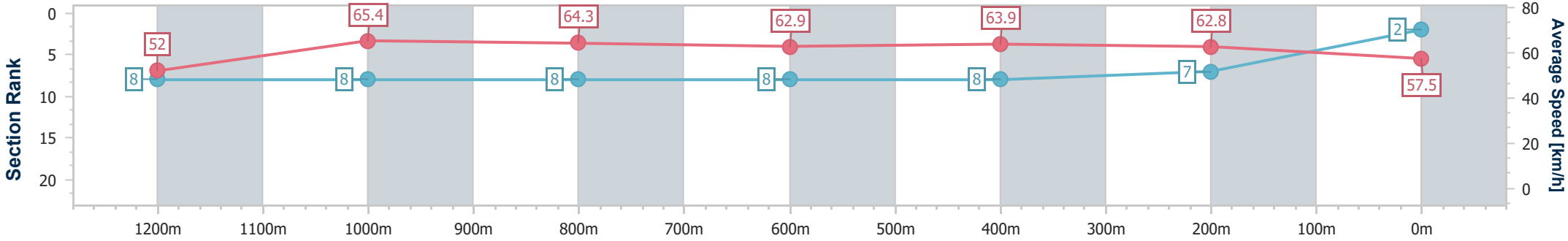

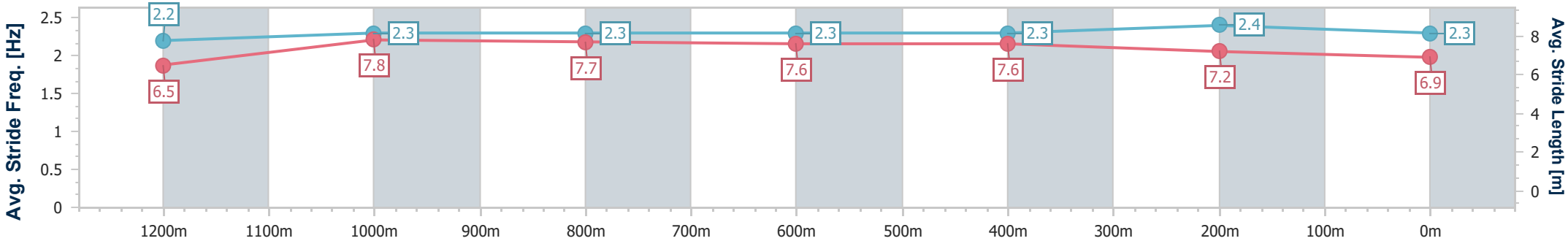

[ ]	Ranking at each section and finish
-:--.--	No data available at this section
NA	No data available

data processed by TRIPLESDATA

Horse/Jockey Name	Aolani
Final Rank	3
Fastest Section Time (Section)	0:10.83 (1200m)
Top Speed [km/h] (Section)	70.4 (1200m)
Race State	Finished

Eagle FarmProfessional

Race 7: MORETON HIRE BENCHMARK 70 Handicap - 1400m

02 August 2025 - 15:44

Track Rating: Good 4, Weather: Fine, Rail Position: +3m Entire

BRISBANE RACING CLUB

Section	Overall	1200m	1000m	800m	600m	400m	200m
Section Times	1:23.74 [3] (0:13.45)	1:10.29 [1] (0:10.83)	0:59.46 [2] (0:11.47)	0:47.99 [2] (0:11.68)	0:36.31 [1] (0:11.70)	0:24.61 [1] (0:11.78)	0:12.83 [2] (0:12.83)
Average Speed [km/h]	53.8	66.7	63.4	62.3	61.8	61.2	56.0
Top Speed [km/h]	70.4	70.4	64.7	63.0	62.5	62.4	58.8
Avg. Dist. to Rail [m]	8.4	3.4	2.5	1.8	1.3	4.4	4.2
Avg. Stride Freq. [Hz]	2.3	2.4	2.3	2.3	2.3	2.3	2.2
Avg. Stride Length [m]	6.4	7.8	7.8	7.7	7.5	7.3	7.0

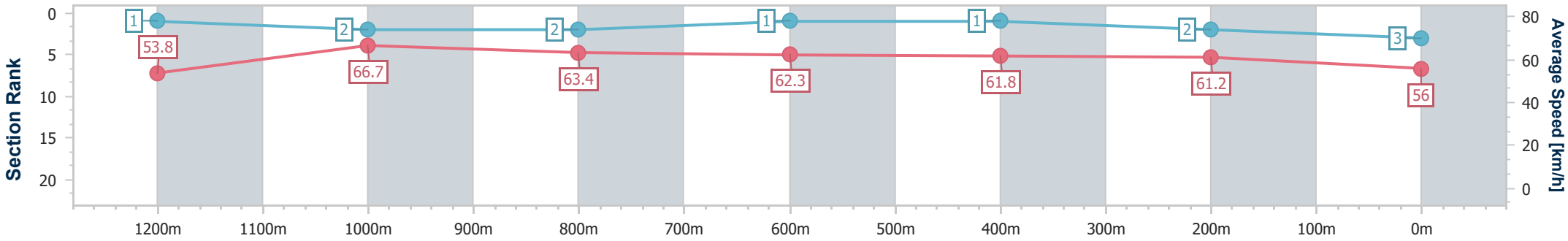

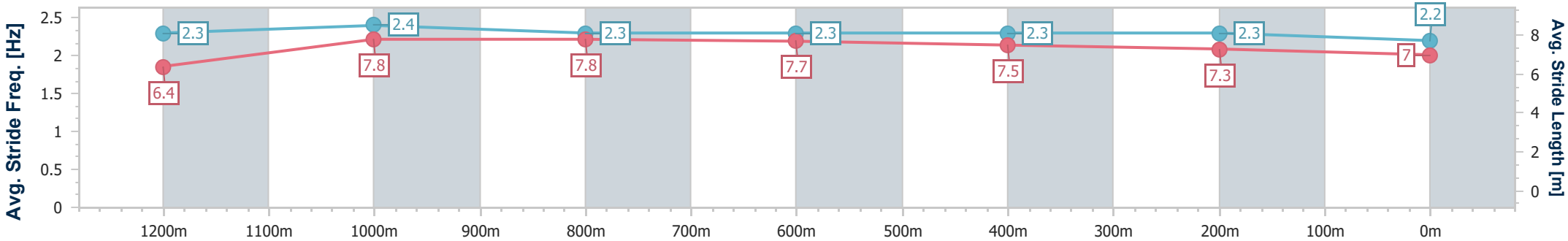

[ ]	Ranking at each section and finish
-:--.--	No data available at this section
NA	No data available

data processed by TRIPLESDATA

Horse/Jockey Name	Poseidon Ruler
Final Rank	4
Fastest Section Time (Section)	0:10.95 (1200m)
Top Speed [km/h] (Section)	67.0 (1200m)
Race State	Finished

Eagle FarmProfessional

Race 7: MORETON HIRE BENCHMARK 70 Handicap - 1400m

02 August 2025 - 15:44

Track Rating: Good 4, Weather: Fine, Rail Position: +3m Entire

BRISBANE RACING CLUB

Section	Overall	1200m	1000m	800m	600m	400m	200m
Section Times	1:23.76 [4] (0:14.41)	1:09.35 [11] (0:10.95)	0:58.40 [11] (0:11.32)	0:47.08 [11] (0:11.69)	0:35.39 [10] (0:11.54)	0:23.85 [10] (0:11.46)	0:12.39 [9] (0:12.39)
Average Speed [km/h]	50.2	65.9	64.4	63.0	63.9	63.0	58.0
Top Speed [km/h]	65.4	67.0	65.3	64.1	65.0	64.8	60.9
Avg. Dist. to Rail [m]	8.5	3.5	2.9	4.3	5.5	9.6	8.0
Avg. Stride Freq. [Hz]	2.2	2.3	2.3	2.3	2.3	2.3	2.3
Avg. Stride Length [m]	6.3	7.9	7.8	7.8	7.7	7.5	7.1

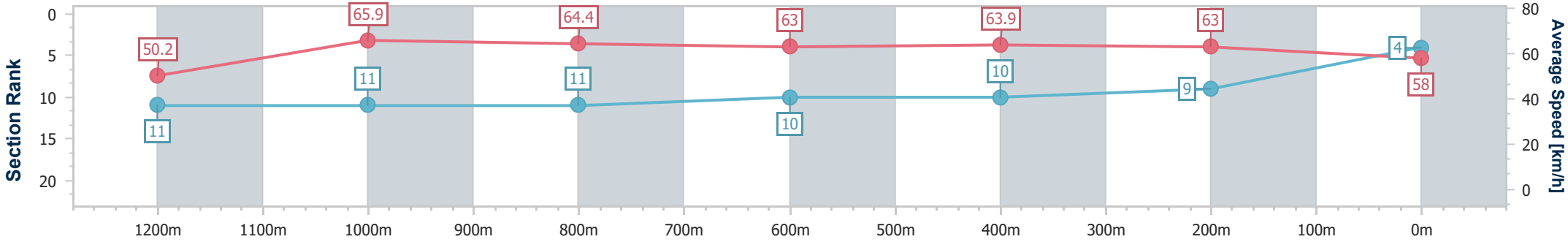

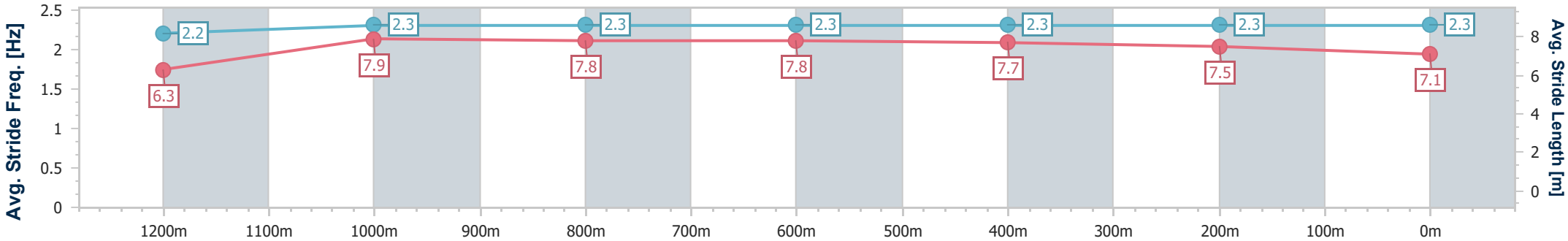

[ ]	Ranking at each section and finish
-:--.--	No data available at this section
NA	No data available

data processed by TRIPLESDATA

Horse/Jockey Name	Cavalry Man
Final Rank	5
Fastest Section Time (Section)	0:10.98 (1200m)
Top Speed [km/h] (Section)	67.2 (1200m)
Race State	Finished

Eagle FarmProfessional

Race 7: MORETON HIRE BENCHMARK 70 Handicap - 1400m

02 August 2025 - 15:44

Track Rating: Good 4, Weather: Fine, Rail Position: +3m Entire

BRISBANE RACING CLUB

Section	Overall	1200m	1000m	800m	600m	400m	200m
Section Times	1:23.76 [5] (0:13.80)	1:09.96 [6] (0:10.98)	0:58.98 [7] (0:11.36)	0:47.62 [5] (0:11.76)	0:35.86 [6] (0:11.53)	0:24.33 [6] (0:11.64)	0:12.69 [5] (0:12.69)
Average Speed [km/h]	52.3	65.7	63.5	62.0	62.4	62.0	56.8
Top Speed [km/h]	65.9	67.2	64.3	62.8	64.0	63.8	60.3
Avg. Dist. to Rail [m]	3.3	1.3	0.8	1.7	0.8	3.7	3.2
Avg. Stride Freq. [Hz]	2.3	2.3	2.3	2.3	2.3	2.3	2.3
Avg. Stride Length [m]	6.4	7.9	7.7	7.6	7.6	7.4	6.9

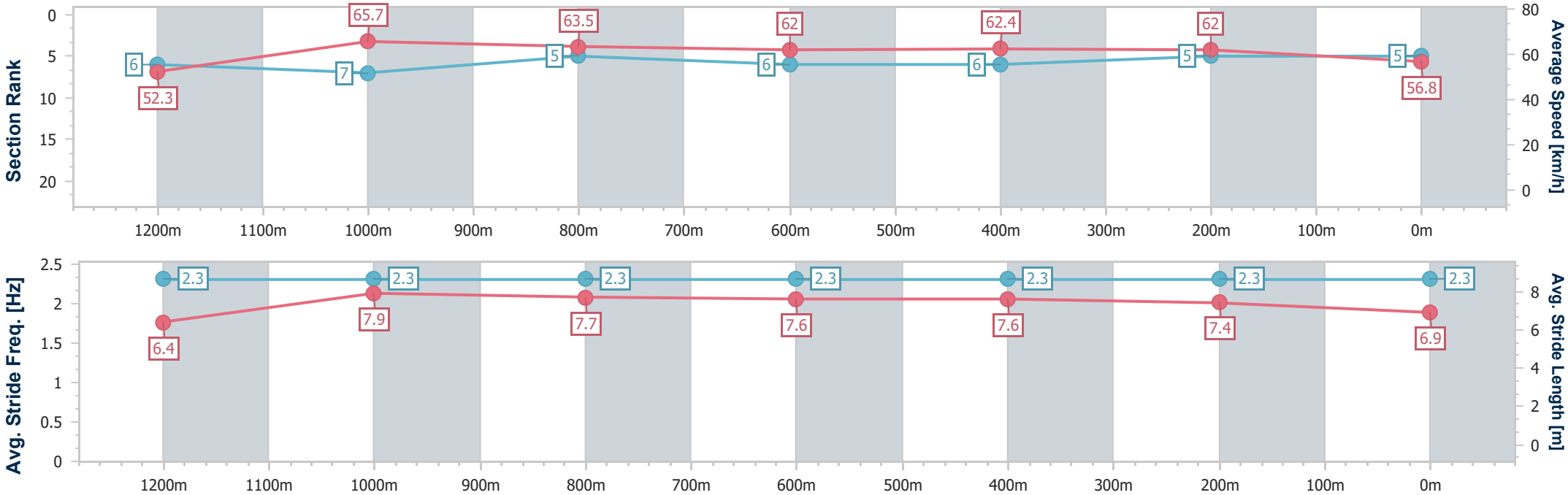

[ ]	Ranking at each section and finish
-:--.--	No data available at this section
NA	No data available

data processed by TRIPLESDATA

Horse/Jockey Name	Cho Oyu
Final Rank	6
Fastest Section Time (Section)	0:10.92 (1200m)
Top Speed [km/h] (Section)	67.6 (1200m)
Race State	Finished

Eagle FarmProfessional

Race 7: MORETON HIRE BENCHMARK 70 Handicap - 1400m

02 August 2025 - 15:44

Track Rating: Good 4, Weather: Fine, Rail Position: +3m Entire

BRISBANE RACING CLUB

Section	Overall	1200m	1000m	800m	600m	400m	200m
Section Times	1:24.02 [6] (0:13.81)	1:10.21 [7] (0:10.92)	0:59.29 [6] (0:11.49)	0:47.80 [7] (0:11.66)	0:36.14 [5] (0:11.54)	0:24.60 [5] (0:11.63)	0:12.97 [4] (0:12.97)
Average Speed [km/h]	52.3	66.1	64.0	63.0	63.5	62.0	55.4
Top Speed [km/h]	65.7	67.6	65.1	63.6	65.1	64.2	59.4
Avg. Dist. to Rail [m]	8.4	3.9	4.2	3.8	3.9	8.8	7.5
Avg. Stride Freq. [Hz]	2.3	2.5	2.4	2.3	2.4	2.4	2.3
Avg. Stride Length [m]	6.3	7.5	7.3	7.4	7.4	7.2	6.7

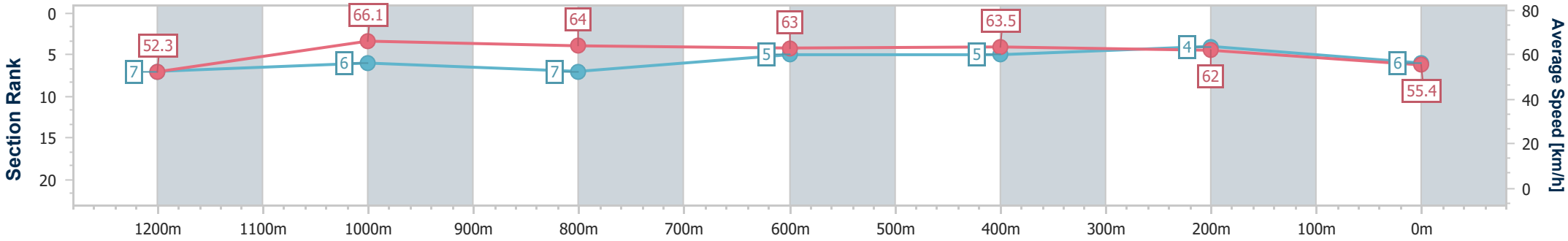

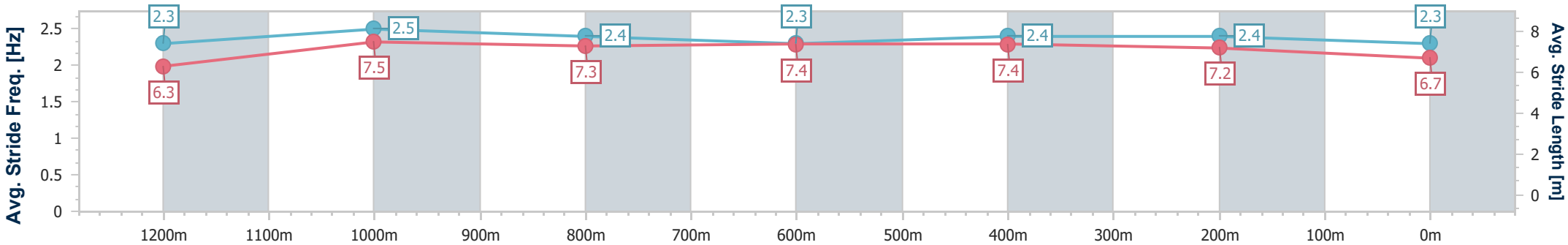

[ ]	Ranking at each section and finish
-:--.--	No data available at this section
NA	No data available

data processed by TRIPLESDATA

Horse/Jockey Name	Big Boy George
Final Rank	7
Fastest Section Time (Section)	0:10.96 (1200m)
Top Speed [km/h] (Section)	67.0 (Overall)
Race State	Finished

Eagle FarmProfessional

Race 7: MORETON HIRE BENCHMARK 70 Handicap - 1400m

02 August 2025 - 15:44

Track Rating: Good 4, Weather: Fine, Rail Position: +3m Entire

BRISBANE RACING CLUB

Section	Overall	1200m	1000m	800m	600m	400m	200m
Section Times	1:24.09 [7] (0:13.62)	1:10.47 [4] (0:10.96)	0:59.51 [4] (0:11.45)	0:48.06 [4] (0:11.58)	0:36.48 [3] (0:11.61)	0:24.87 [3] (0:11.63)	0:13.24 [1] (0:13.24)
Average Speed [km/h]	52.9	65.7	63.8	63.1	63.2	61.7	54.5
Top Speed [km/h]	67.0	66.9	65.0	63.4	63.6	63.7	58.9
Avg. Dist. to Rail [m]	5.5	2.1	2.8	2.6	4.3	10.0	9.9
Avg. Stride Freq. [Hz]	2.2	2.3	2.2	2.2	2.3	2.3	2.2
Avg. Stride Length [m]	6.6	8.0	8.0	7.9	7.6	7.3	6.9

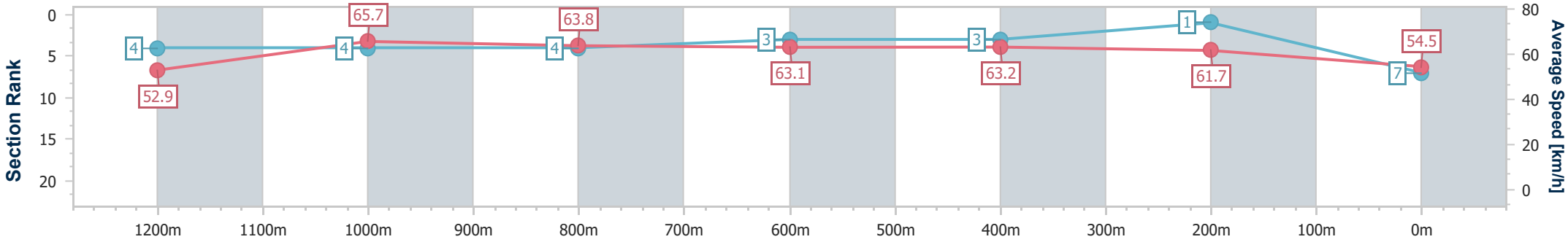

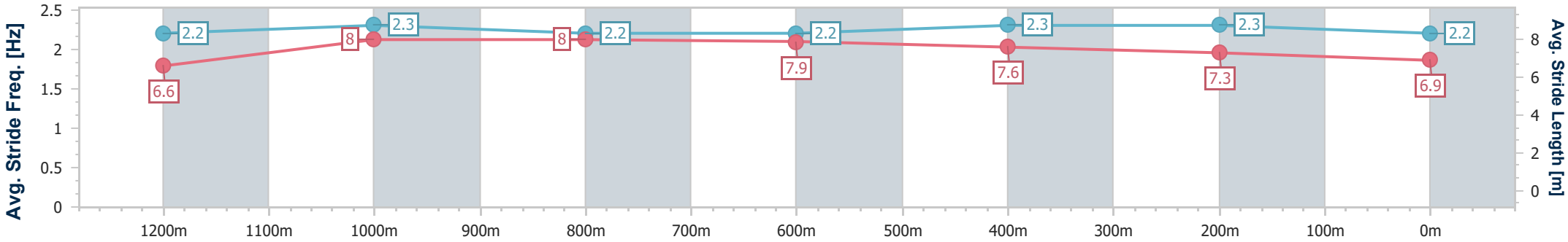

[ ]	Ranking at each section and finish
-:--.--	No data available at this section
NA	No data available

data processed by TRIPLESDATA

Horse/Jockey Name	Boodua Romance
Final Rank	8
Fastest Section Time (Section)	0:10.75 (1200m)
Top Speed [km/h] (Section)	68.7 (1200m)
Race State	Finished

Eagle FarmProfessional

Race 7: MORETON HIRE BENCHMARK 70 Handicap - 1400m

02 August 2025 - 15:44

Track Rating: Good 4, Weather: Fine, Rail Position: +3m Entire

BRISBANE RACING CLUB

Section	Overall	1200m	1000m	800m	600m	400m	200m
Section Times	1:24.18 [8] (0:13.46)	1:10.72 [2] (0:10.75)	0:59.97 [1] (0:11.43)	0:48.54 [1] (0:11.80)	0:36.74 [2] (0:11.72)	0:25.02 [2] (0:11.85)	0:13.17 [3] (0:13.17)
Average Speed [km/h]	53.6	67.0	62.8	61.4	61.7	60.8	54.6
Top Speed [km/h]	68.2	68.7	64.3	62.4	62.6	62.3	58.3
Avg. Dist. to Rail [m]	5.1	1.1	0.3	1.2	1.2	3.9	3.9
Avg. Stride Freq. [Hz]	2.2	2.3	2.3	2.3	2.3	2.3	2.2
Avg. Stride Length [m]	6.8	8.0	7.7	7.6	7.5	7.2	6.8

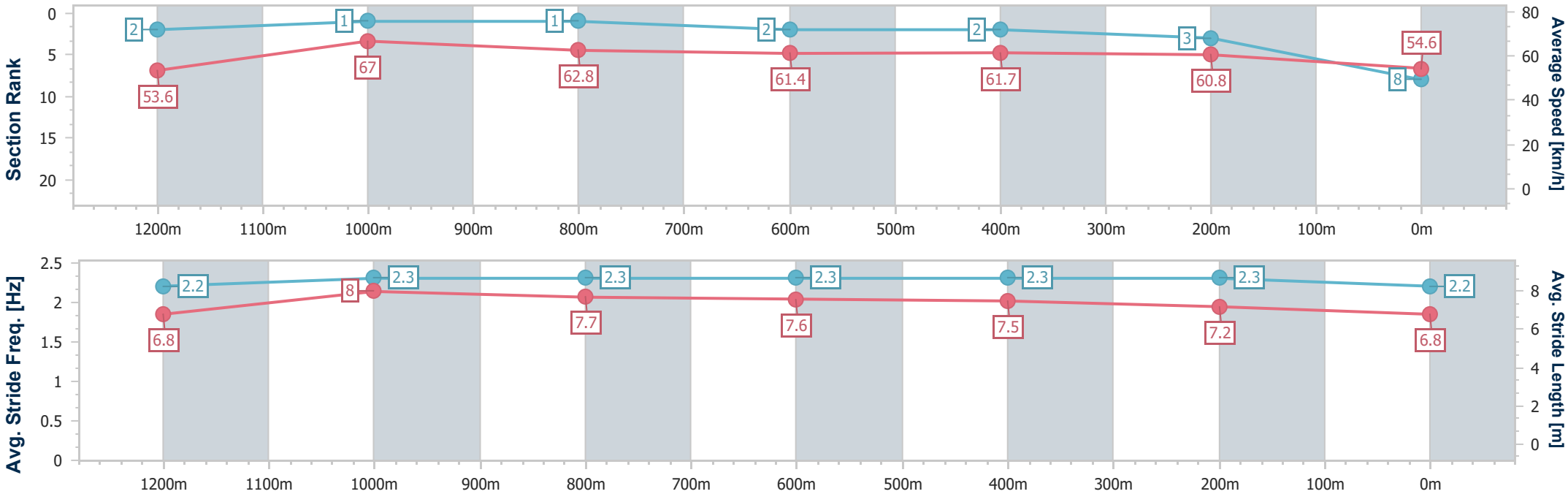

[ ]	Ranking at each section and finish
-:--.--	No data available at this section
NA	No data available

data processed by TRIPLESDATA

Horse/Jockey Name	The Catch
Final Rank	9
Fastest Section Time (Section)	0:10.93 (1200m)
Top Speed [km/h] (Section)	67.3 (1200m)
Race State	Finished

Eagle FarmProfessional

Race 7: MORETON HIRE BENCHMARK 70 Handicap - 1400m

02 August 2025 - 15:44

Track Rating: Good 4, Weather: Fine, Rail Position: +3m Entire

BRISBANE RACING CLUB

Section	Overall	1200m	1000m	800m	600m	400m	200m
Section Times	1:24.19 [9] (0:13.79)	1:10.40 [5] (0:10.93)	0:59.47 [5] (0:11.47)	0:48.00 [6] (0:11.73)	0:36.27 [7] (0:11.56)	0:24.71 [7] (0:11.70)	0:13.01 [6] (0:13.01)
Average Speed [km/h]	52.3	66.0	63.9	62.4	62.9	61.6	55.3
Top Speed [km/h]	65.4	67.3	65.6	63.7	63.7	63.5	59.6
Avg. Dist. to Rail [m]	3.8	2.8	3.0	3.5	2.5	6.6	5.8
Avg. Stride Freq. [Hz]	2.3	2.4	2.4	2.3	2.4	2.4	2.2
Avg. Stride Length [m]	6.3	7.6	7.5	7.4	7.4	7.2	6.8

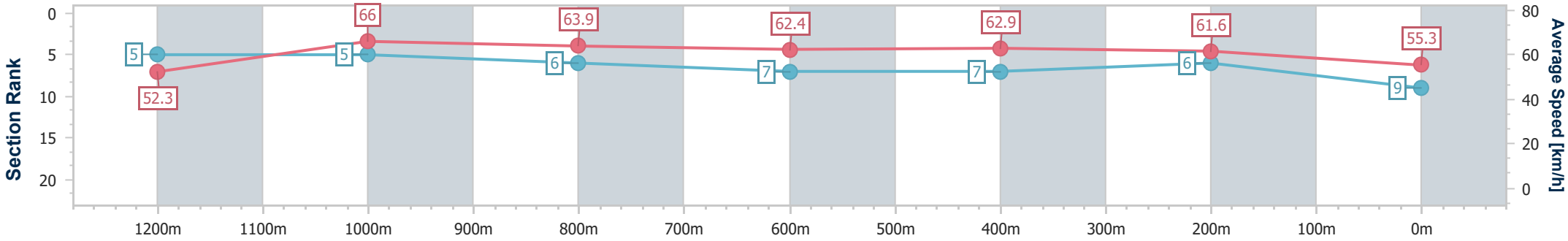

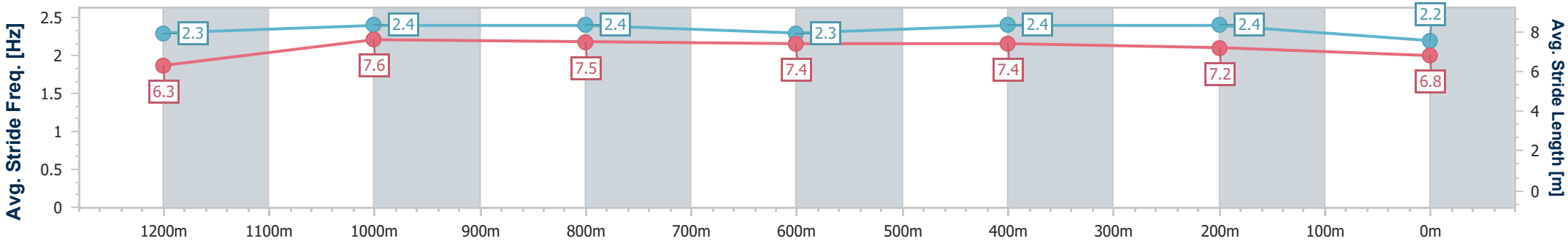

[ ]	Ranking at each section and finish
-:--.--	No data available at this section
NA	No data available

data processed by TRIPLESDATA

Horse/Jockey Name	Demitasse
Final Rank	10
Fastest Section Time (Section)	0:11.08 (1200m)
Top Speed [km/h] (Section)	65.6 (1200m)
Race State	Finished

Eagle FarmProfessional

Race 7: MORETON HIRE BENCHMARK 70 Handicap - 1400m

02 August 2025 - 15:44

Track Rating: Good 4, Weather: Fine, Rail Position: +3m Entire

BRISBANE RACING CLUB

Section	Overall	1200m	1000m	800m	600m	400m	200m
Section Times	1:25.09 [10] (0:14.09)	1:11.00 [9] (0:11.08)	0:59.92 [9] (0:11.42)	0:48.50 [9] (0:11.64)	0:36.86 [9] (0:11.68)	0:25.18 [11] (0:11.87)	0:13.31 [11] (0:13.31)
Average Speed [km/h]	51.2	64.9	63.5	62.0	61.5	60.5	54.1
Top Speed [km/h]	65.0	65.6	64.4	63.0	62.5	62.5	57.8
Avg. Dist. to Rail [m]	4.6	2.0	1.1	0.2	0.6	3.3	4.1
Avg. Stride Freq. [Hz]	2.3	2.4	2.3	2.3	2.4	2.4	2.3
Avg. Stride Length [m]	6.2	7.5	7.3	7.2	7.0	6.9	6.6

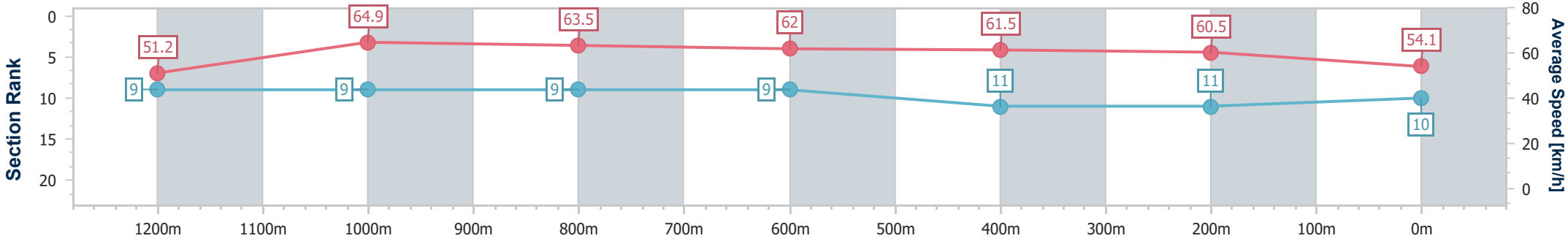

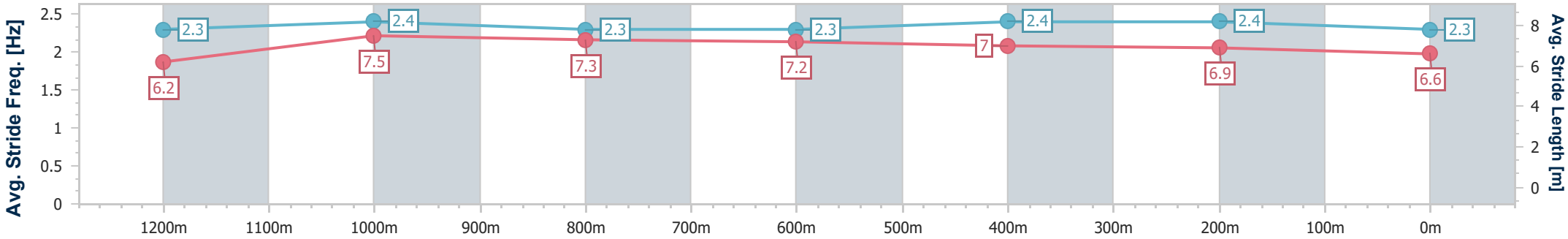

[ ]	Ranking at each section and finish
-:--.--	No data available at this section
NA	No data available

data processed by TRIPLESDATA

Horse/Jockey Name	Run Lucy Run
Final Rank	11
Fastest Section Time (Section)	0:10.97 (1200m)
Top Speed [km/h] (Section)	67.8 (Overall)
Race State	Finished

Eagle FarmProfessional

Race 7: MORETON HIRE BENCHMARK 70 Handicap - 1400m

02 August 2025 - 15:44

Track Rating: Good 4, Weather: Fine, Rail Position: +3m Entire

BRISBANE RACING CLUB

Section	Overall	1200m	1000m	800m	600m	400m	200m
Section Times	1:27.39 [11] (0:13.48)	1:13.91 [3] (0:10.97)	1:02.94 [3] (0:11.49)	0:51.45 [3] (0:11.86)	0:39.59 [4] (0:11.56)	0:28.03 [4] (0:12.21)	0:15.82 [10] (0:15.82)
Average Speed [km/h]	53.5	65.8	64.0	61.8	62.9	58.9	45.5
Top Speed [km/h]	67.8	67.4	65.3	63.2	63.0	62.8	53.5
Avg. Dist. to Rail [m]	2.9	3.5	4.3	4.1	1.6	3.2	3.2
Avg. Stride Freq. [Hz]	2.3	2.4	2.3	2.3	2.4	2.3	2.1
Avg. Stride Length [m]	6.5	7.7	7.7	7.5	7.3	7.1	6.2

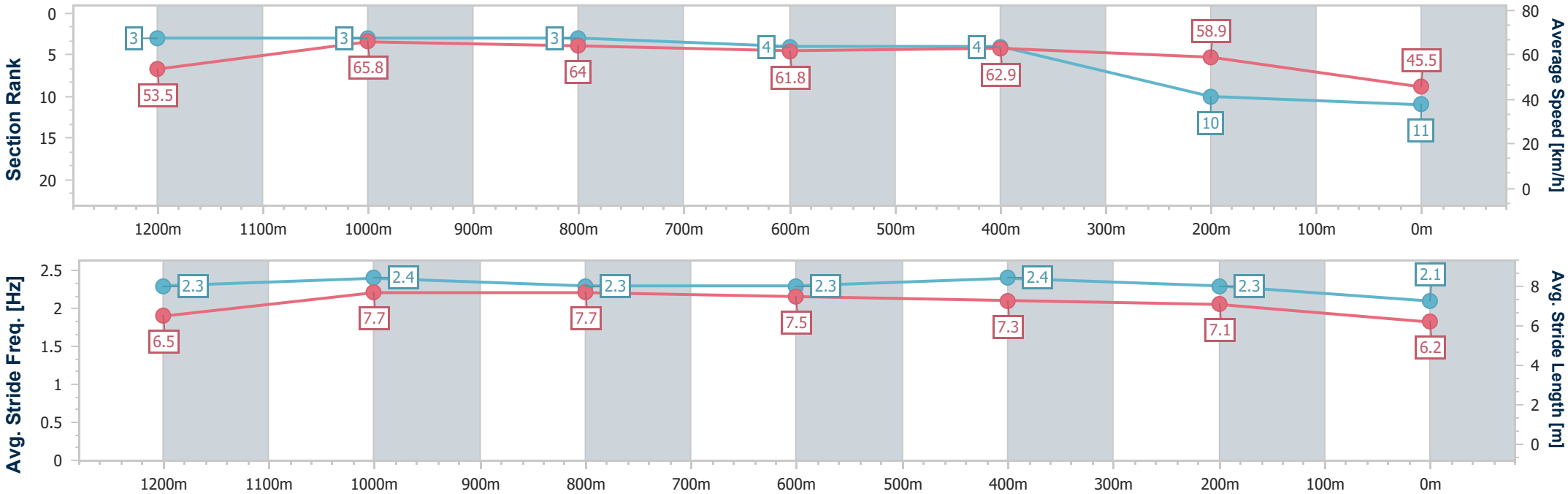

[ ]	Ranking at each section and finish
-:--.--	No data available at this section
NA	No data available

data processed by TRIPLESDATA

Eagle FarmProfessional

Race 8: EVA AIR OPEN Handicap - 1000m

02 August 2025 - 16:20

BRISBANE RACING CLUB

Track Rating: Good 4, Weather: Fine, Rail Position: +3m Entire

Section	Overall	800m	600m	400m	200m	Last 600m
Field Times	0:57.44 (0:12.90)	0:44.54 (0:10.59)	0:33.95 (0:11.07)	0:22.88 (0:11.00)	0:11.88 (0:11.88)	0:33.95

Rank	TAB	Horse/Jockey	Barrier	Top Speed [km/h]	Fastest Section	Overall	800m	600m	400m	200m	Margin	Last 600m	Distance Travelled [m]
1	4	**GOLDEN DECADE**	8	69.9	0:10.67	0:57.44 [1]	0:44.08 [6]	0:33.26 [7]	0:22.59 [5]	0:11.78 [2]	0:57.44	0:33.26	
		Andrew Mallyon		600m	600m	(0:13.36)	(0:10.82)	(0:10.67)	(0:10.81)	(0:11.78)			
2	10	**BRERETON**	6	70.2	0:10.67	0:57.68 [2]	0:44.26 [7]	0:33.59 [6]	0:22.80 [7]	0:11.88 [5]	1.43L	0:33.59	-3
		Cejay Graham		800m	800m	(0:13.42)	(0:10.67)	(0:10.79)	(0:10.92)	(0:11.88)			
3	1	**STEADY READY**	5	70.6	0:10.79	0:57.69 [3]	0:44.58 [4]	0:33.79 [4]	0:22.96 [3]	0:12.13 [1]	1.49L	0:33.79	-4
		Cobi Vitler		600m	800m	(0:13.11)	(0:10.79)	(0:10.83)	(0:10.83)	(0:12.13)			
4	2	**METALART**	1	69.2	0:10.72	0:57.72 [4]	0:44.46 [5]	0:33.74 [5]	0:22.86 [6]	0:11.94 [4]	1.69L	0:33.74	-10
		Corey Sutherland		600m	800m	(0:13.26)	(0:10.72)	(0:10.88)	(0:10.92)	(0:11.94)			
5	9	**PARTY FOR TWO**	7	70.2	0:10.60	0:57.96 [5]	0:45.06 [1]	0:34.46 [2]	0:23.27 [2]	0:12.28 [3]	3.05L	0:34.46	-4
		Angela Jones		800m	800m	(0:12.90)	(0:10.60)	(0:11.19)	(0:10.99)	(0:12.28)			
6	3	**HOLD ON HONEY**	2	70.8	0:10.72	0:58.16 [6]	0:45.22 [3]	0:34.50 [3]	0:23.33 [4]	0:12.28 [6]	4.25L	0:34.50	-6
		Damien Thornton		800m	800m	(0:12.94)	(0:10.72)	(0:11.17)	(0:11.05)	(0:12.28)			
7	6	**DEEPOUR**	4	70.0	0:10.63	0:58.33 [7]	0:44.52 [8]	0:33.89 [8]	0:23.20 [8]	0:12.30 [8]	5.27L	0:33.89	-9
		Bailey Wheeler		800m	800m	(0:13.81)	(0:10.63)	(0:10.69)	(0:10.90)	(0:12.30)			
8	12	**MR GALAZI**	3	70.0	0:10.58	0:58.45 [8]	0:45.54 [2]	0:34.96 [1]	0:23.89 [1]	0:12.55 [7]	5.99L	0:34.96	-7
		Georgina Cartwright		800m	800m	(0:12.91)	(0:10.58)	(0:11.07)	(0:11.34)	(0:12.55)			

Scratched: Sinawann (#5), One 'N' Only (#7), Emperor (#11), The Astronomer (#8)

[ ]	Ranking at each section and finish	**SCN**	Saddle cloth number
-:--.--	No data available at this section	**DNF**	Did not finish
NA	No data available	**DNT**	Did not track

data processed by TRIPLESDATA

Horse/Jockey Name	Golden Decade
Final Rank	1
Fastest Section Time (Section)	0:10.67 (600m)
Top Speed [km/h] (Section)	69.9 (600m)
Race State	Finished

Eagle FarmProfessional

Race 8: EVA AIR OPEN Handicap - 1000m

02 August 2025 - 16:20

Track Rating: Good 4, Weather: Fine, Rail Position: +3m Entire

BRISBANE RACING CLUB

Section	Overall	800m	600m	400m	200m
Section Times	0:57.44 [1] (0:13.36)	0:44.08 [6] (0:10.82)	0:33.26 [7] (0:10.67)	0:22.59 [5] (0:10.81)	0:11.78 [2] (0:11.78)
Average Speed [km/h]	54.6	67.8	69.2	66.6	60.9
Top Speed [km/h]	67.3	68.9	69.9	68.2	64.5
Avg. Dist. to Rail [m]	7.7	4.7	4.4	8.4	6.6
Avg. Stride Freq. [Hz]	2.3	2.5	2.4	2.5	2.4
Avg. Stride Length [m]	6.4	7.6	7.5	7.5	7.1

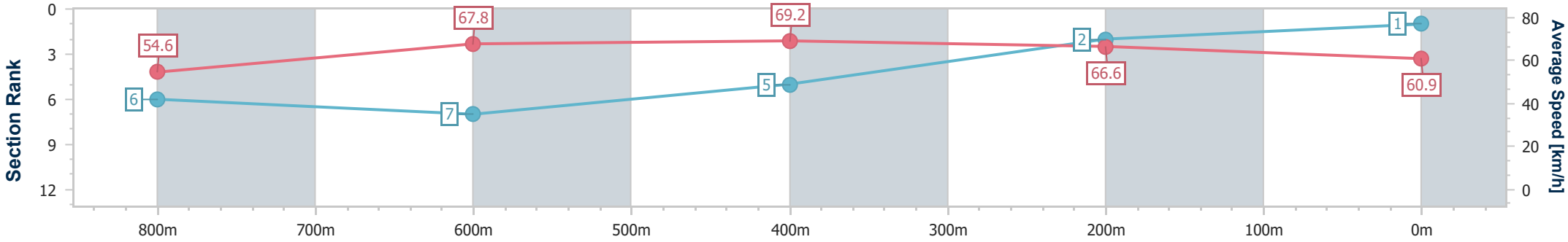

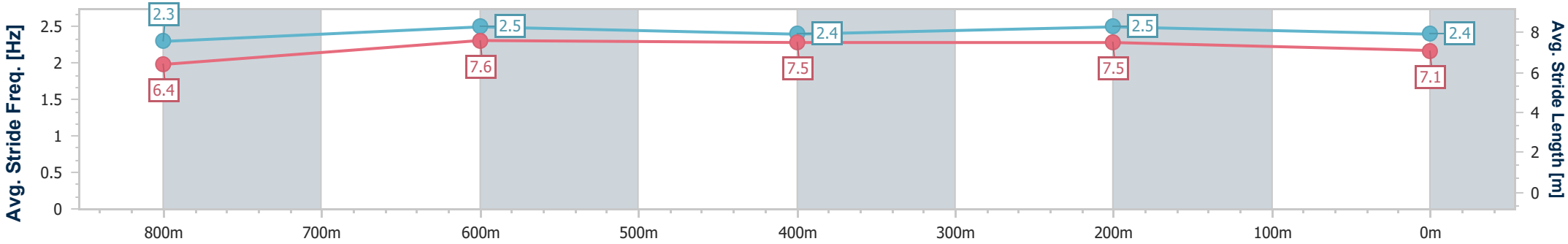

[ ]	Ranking at each section and finish
-:--.--	No data available at this section
NA	No data available

data processed by TRIPLESDATA

Horse/Jockey Name	Brereton
Final Rank	2
Fastest Section Time (Section)	0:10.67 (800m)
Top Speed [km/h] (Section)	70.2 (800m)
Race State	Finished

Eagle FarmProfessional

Race 8: EVA AIR OPEN Handicap - 1000m

02 August 2025 - 16:20

Track Rating: Good 4, Weather: Fine, Rail Position: +3m Entire

BRISBANE RACING CLUB

Section	Overall	800m	600m	400m	200m
Section Times	0:57.68 [2] (0:13.42)	0:44.26 [7] (0:10.67)	0:33.59 [6] (0:10.79)	0:22.80 [7] (0:10.92)	0:11.88 [5] (0:11.88)
Average Speed [km/h]	54.2	68.2	67.8	65.8	60.8
Top Speed [km/h]	66.8	70.2	69.8	67.5	63.3
Avg. Dist. to Rail [m]	5.3	2.3	3.5	9.0	7.4
Avg. Stride Freq. [Hz]	2.4	2.5	2.5	2.5	2.4
Avg. Stride Length [m]	6.2	7.7	7.5	7.3	7.1

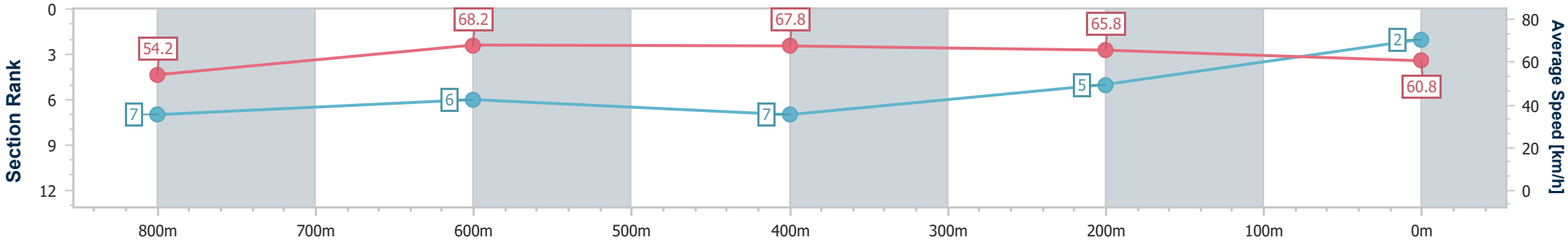

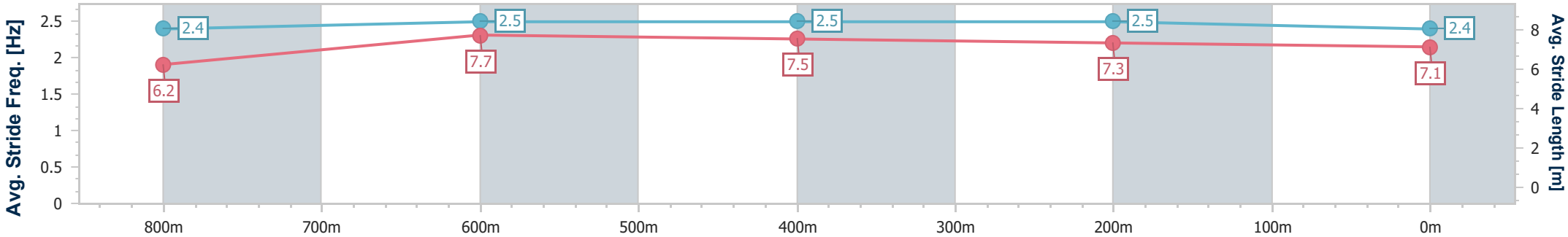

[ ]	Ranking at each section and finish
-:--.--	No data available at this section
NA	No data available

data processed by TRIPLESDATA

Horse/Jockey Name	Steady Ready
Final Rank	3
Fastest Section Time (Section)	0:10.79 (800m)
Top Speed [km/h] (Section)	70.6 (600m)
Race State	Finished

Eagle FarmProfessional

Race 8: EVA AIR OPEN Handicap - 1000m

02 August 2025 - 16:20

Track Rating: Good 4, Weather: Fine, Rail Position: +3m Entire

BRISBANE RACING CLUB

Section	Overall	800m	600m	400m	200m
Section Times	0:57.69 [3] (0:13.11)	0:44.58 [4] (0:10.79)	0:33.79 [4] (0:10.83)	0:22.96 [3] (0:10.83)	0:12.13 [1] (0:12.13)
Average Speed [km/h]	55.4	67.5	67.7	66.6	59.2
Top Speed [km/h]	69.0	69.1	70.6	69.4	64.4
Avg. Dist. to Rail [m]	4.9	2.9	3.7	10.1	7.0
Avg. Stride Freq. [Hz]	2.4	2.5	2.5	2.5	2.4
Avg. Stride Length [m]	6.3	7.6	7.4	7.3	6.8

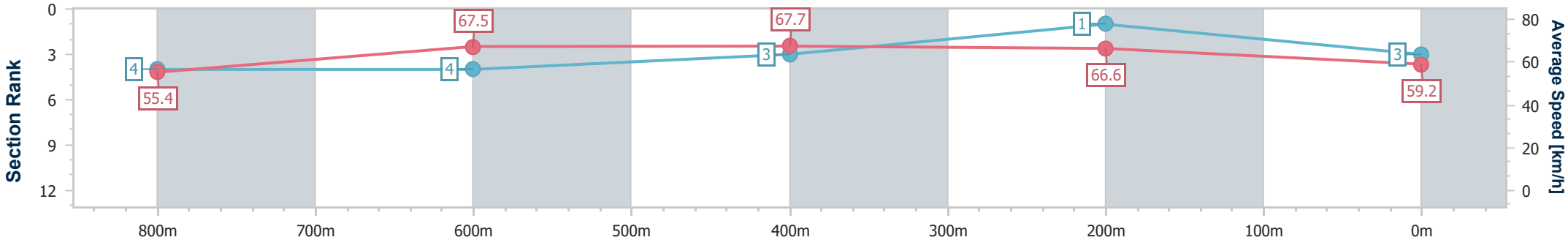

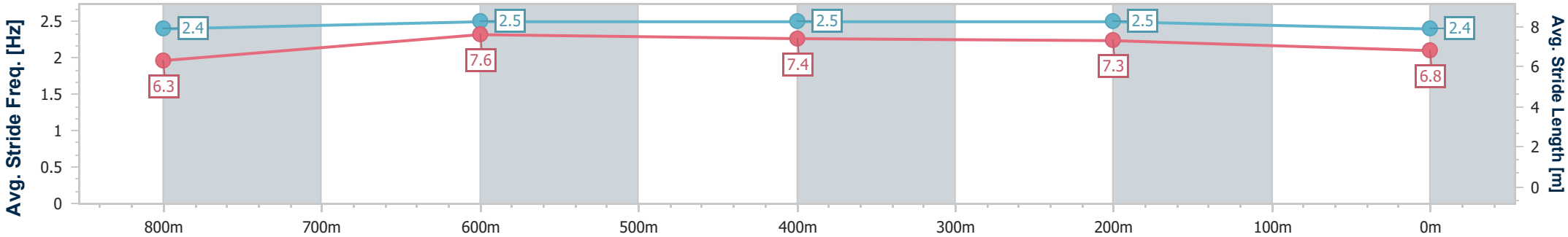

[ ]	Ranking at each section and finish
-:--.--	No data available at this section
NA	No data available

data processed by TRIPLESDATA

Horse/Jockey Name	Metalart
Final Rank	4
Fastest Section Time (Section)	0:10.72 (800m)
Top Speed [km/h] (Section)	69.2 (600m)
Race State	Finished

TAB

Eagle FarmProfessional

Race 8: EVA AIR OPEN Handicap - 1000m

02 August 2025 - 16:20

Track Rating: Good 4, Weather: Fine, Rail Position: +3m Entire

BRISBANE RACING CLUB

Section	Overall	800m	600m	400m	200m
Section Times	0:57.72 [4] (0:13.26)	0:44.46 [5] (0:10.72)	0:33.74 [5] (0:10.88)	0:22.86 [6] (0:10.92)	0:11.94 [4] (0:11.94)
Average Speed [km/h]	54.5	67.3	66.0	65.8	60.5
Top Speed [km/h]	68.0	68.4	69.2	66.6	65.0
Avg. Dist. to Rail [m]	0.8	0.7	1.0	1.9	2.0
Avg. Stride Freq. [Hz]	2.3	2.5	2.4	2.5	2.4
Avg. Stride Length [m]	6.4	7.7	7.6	7.3	7.0

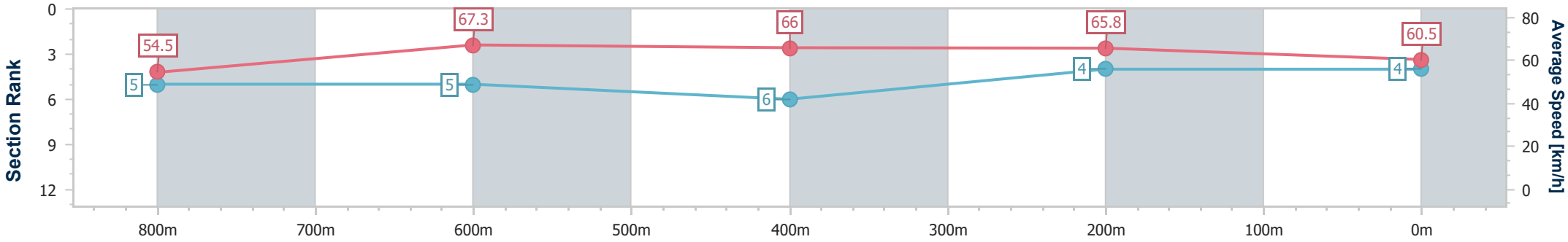

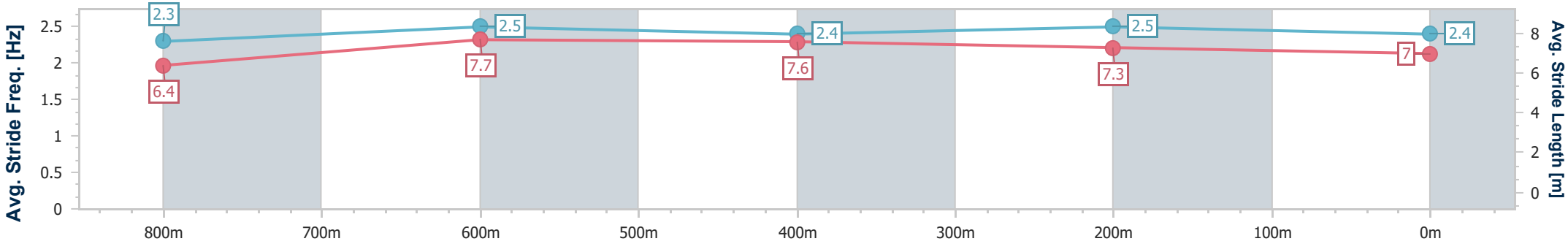

[ ]	Ranking at each section and finish
-:--.--	No data available at this section
NA	No data available

data processed by TRIPLESDATA

Horse/Jockey Name	Party For Two
Final Rank	5
Fastest Section Time (Section)	0:10.60 (800m)
Top Speed [km/h] (Section)	70.2 (800m)
Race State	Finished

Eagle FarmProfessional

Race 8: EVA AIR OPEN Handicap - 1000m

02 August 2025 - 16:20

Track Rating: Good 4, Weather: Fine, Rail Position: +3m Entire

BRISBANE RACING CLUB

Section	Overall	800m	600m	400m	200m
Section Times	0:57.96 [5] (0:12.90)	0:45.06 [1] (0:10.60)	0:34.46 [2] (0:11.19)	0:23.27 [2] (0:10.99)	0:12.28 [3] (0:12.28)
Average Speed [km/h]	56.3	68.9	65.2	65.6	58.5
Top Speed [km/h]	69.5	70.2	68.3	67.2	62.6
Avg. Dist. to Rail [m]	6.7	3.3	2.8	5.8	4.0
Avg. Stride Freq. [Hz]	2.5	2.6	2.5	2.5	2.3
Avg. Stride Length [m]	6.2	7.5	7.3	7.4	7.0

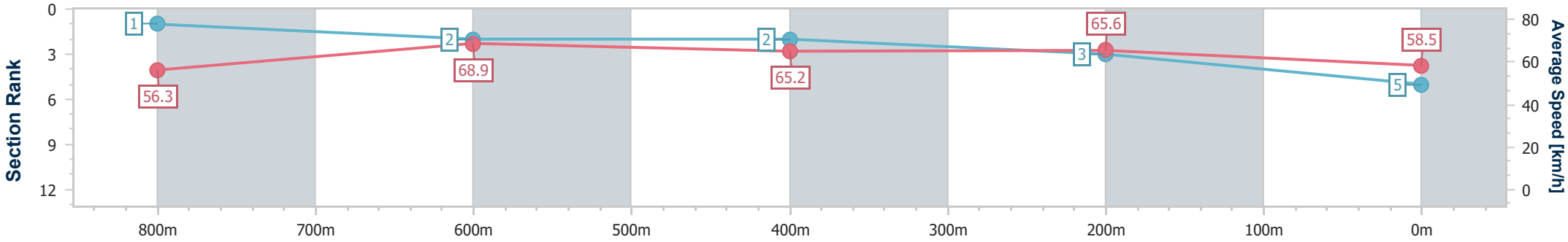

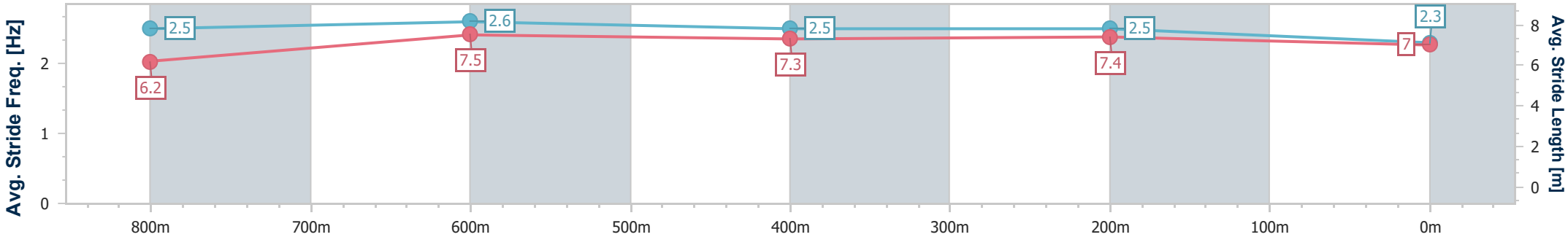

[ ]	Ranking at each section and finish
-:--.--	No data available at this section
NA	No data available

data processed by TRIPLESDATA

Horse/Jockey Name	Hold On Honey
Final Rank	6
Fastest Section Time (Section)	0:10.72 (800m)
Top Speed [km/h] (Section)	70.8 (800m)
Race State	Finished

Eagle FarmProfessional

Race 8: EVA AIR OPEN Handicap - 1000m

02 August 2025 - 16:20

Track Rating: Good 4, Weather: Fine, Rail Position: +3m Entire

BRISBANE RACING CLUB

Section	Overall	800m	600m	400m	200m
Section Times	0:58.16 [6] (0:12.94)	0:45.22 [3] (0:10.72)	0:34.50 [3] (0:11.17)	0:23.33 [4] (0:11.05)	0:12.28 [6] (0:12.28)
Average Speed [km/h]	56.0	67.5	65.4	65.2	58.5
Top Speed [km/h]	68.8	70.8	67.1	66.4	63.7
Avg. Dist. to Rail [m]	2.4	1.6	2.8	4.3	2.0
Avg. Stride Freq. [Hz]	2.4	2.6	2.5	2.6	2.4
Avg. Stride Length [m]	6.3	7.5	7.4	7.1	6.8

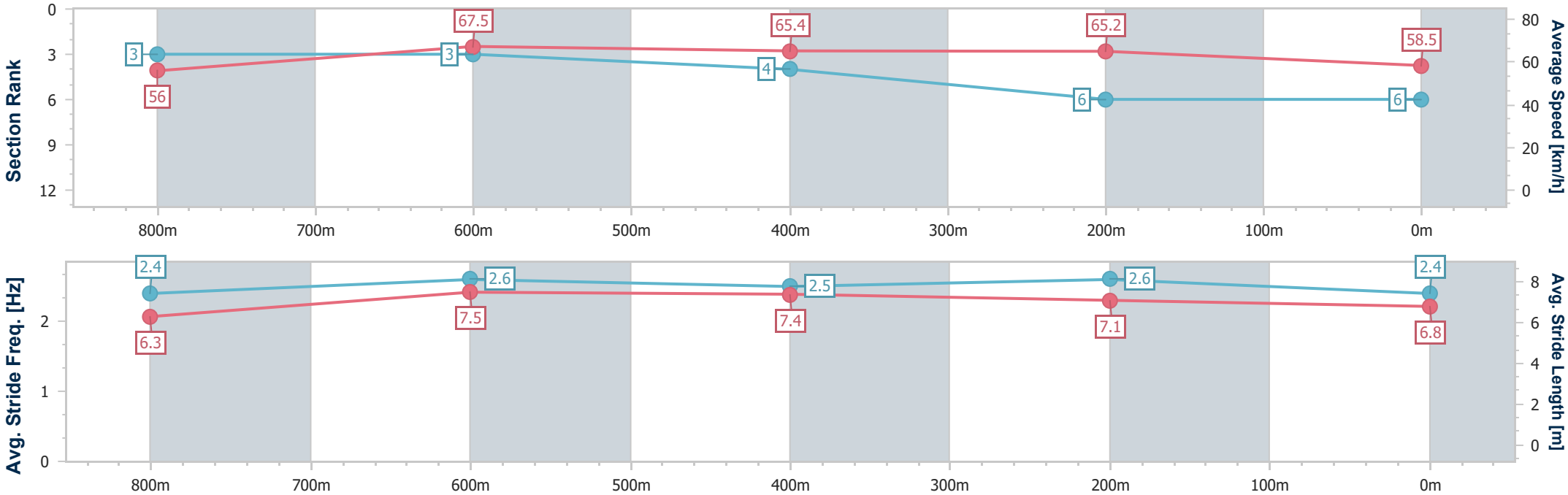

[ ]	Ranking at each section and finish
-:--.--	No data available at this section
NA	No data available

data processed by TRIPLESDATA

Horse/Jockey Name	Deepour
Final Rank	7
Fastest Section Time (Section)	0:10.63 (800m)
Top Speed [km/h] (Section)	70.0 (800m)
Race State	Finished

Eagle FarmProfessional

Race 8: EVA AIR OPEN Handicap - 1000m

02 August 2025 - 16:20

Track Rating: Good 4, Weather: Fine, Rail Position: +3m Entire

BRISBANE RACING CLUB

Section	Overall	800m	600m	400m	200m
Section Times	0:58.33 [7] (0:13.81)	0:44.52 [8] (0:10.63)	0:33.89 [8] (0:10.69)	0:23.20 [8] (0:10.90)	0:12.30 [8] (0:12.30)
Average Speed [km/h]	52.6	67.8	67.4	66.0	58.5
Top Speed [km/h]	66.4	70.0	69.6	69.4	62.4
Avg. Dist. to Rail [m]	4.2	0.7	0.7	3.5	3.0
Avg. Stride Freq. [Hz]	2.2	2.4	2.4	2.4	2.2
Avg. Stride Length [m]	6.7	8.0	7.8	7.8	7.3

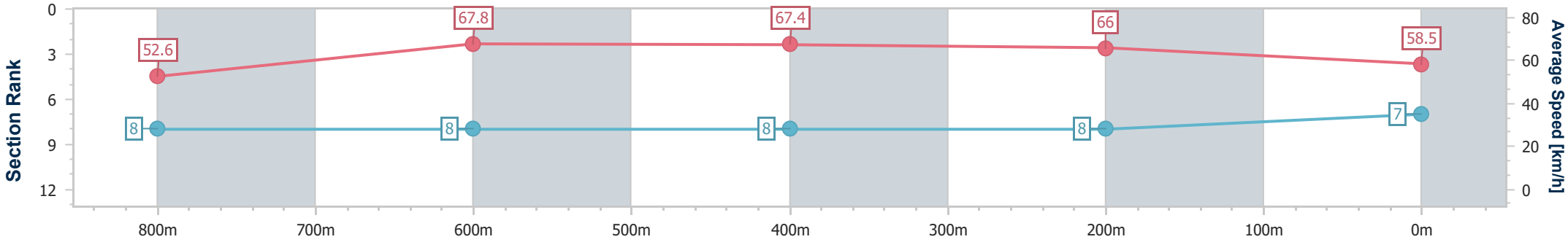

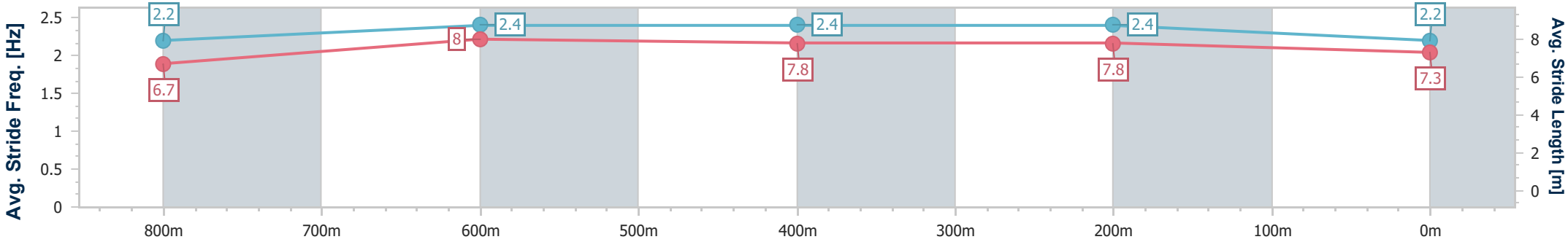

[ ]	Ranking at each section and finish
-:--.--	No data available at this section
NA	No data available

data processed by TRIPLESDATA

Horse/Jockey Name	Mr Galazi
Final Rank	8
Fastest Section Time (Section)	0:10.58 (800m)
Top Speed [km/h] (Section)	70.0 (800m)
Race State	Finished

Eagle FarmProfessional

Race 8: EVA AIR OPEN Handicap - 1000m

02 August 2025 - 16:20

Track Rating: Good 4, Weather: Fine, Rail Position: +3m Entire

BRISBANE RACING CLUB

Section	Overall	800m	600m	400m	200m
Section Times	0:58.45 [8] (0:12.91)	0:45.54 [2] (0:10.58)	0:34.96 [1] (0:11.07)	0:23.89 [1] (0:11.34)	0:12.55 [7] (0:12.55)
Average Speed [km/h]	55.9	68.7	65.6	63.5	57.4
Top Speed [km/h]	69.4	70.0	67.3	65.5	61.5
Avg. Dist. to Rail [m]	3.9	1.8	1.6	3.8	4.9
Avg. Stride Freq. [Hz]	2.3	2.6	2.5	2.5	2.3
Avg. Stride Length [m]	6.5	7.4	7.4	7.1	6.9

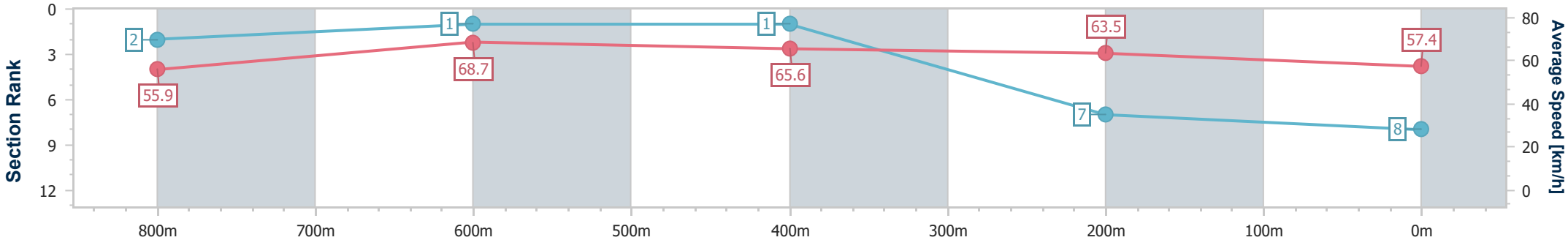

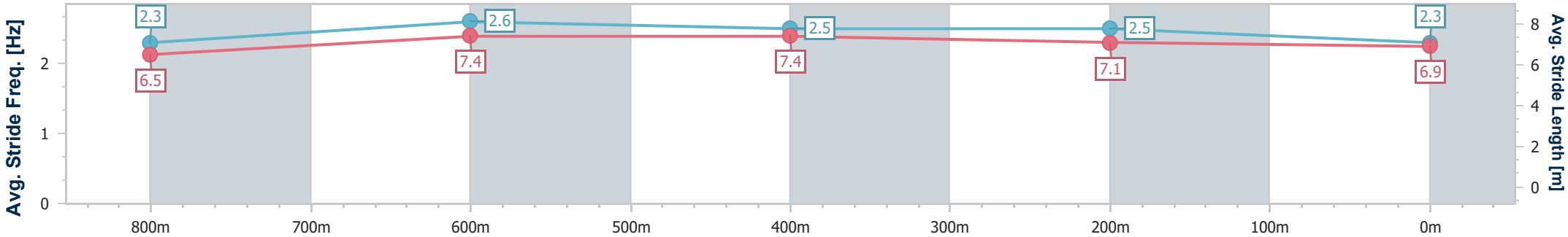

[ ]	Ranking at each section and finish
-:--.--	No data available at this section
NA	No data available

data processed by TRIPLESDATA

Eagle FarmProfessional

Race 9: LADBROKES FORM GENIUS Colts, Geldings and Entires Class
6 Plate - 1200m

02 August 2025 - 16:52

BRISBANE RACING CLUB

Track Rating: Good 4, Weather: Fine, Rail Position: +3m Entire

Section	Overall	1000m	800m	600m	400m	200m	Last 600m
Field Times	1:10.56 (0:13.30)	0:57.26 (0:11.40)	0:45.86 (0:11.40)	0:34.46 (0:11.29)	0:23.17 (0:11.19)	0:11.98 (0:11.98)	0:34.46

Rank	TAB	Horse/Jockey	Barrier	Top Speed [km/h]	Fastest Section	Overall	1000m	800m	600m	400m	200m	Margin	Last 600m	Distance Travelled [m]
1	13	PEREILLE	6	68.1	0:10.78	1:10.56 [1]	0:56.54 [6]	0:45.23 [6]	0:33.78 [6]	0:22.69 [3]	0:11.91 [2]	1:10.56	0:33.78	
		Angela Jones		400m	400m	(0:14.02)	(0:11.31)	(0:11.45)	(0:11.09)	(0:10.78)	(0:11.91)			
2	3	TALTARNI FIELDS	4	67.9	0:10.84	1:10.65 [2]	0:57.14 [2]	0:45.62 [2]	0:34.04 [4]	0:22.67 [5]	0:11.83 [4]	0.51L	0:34.04	+1
		Corey Sutherland		400m	400m	(0:13.51)	(0:11.52)	(0:11.58)	(0:11.37)	(0:10.84)	(0:11.83)			
3	16	HAWKER HALL	2	66.8	0:11.19	1:10.77 [3]	0:57.47 [1]	0:46.07 [1]	0:34.67 [1]	0:23.38 [1]	0:12.19 [1]	1.25L	0:34.67	-1
		Robbie Dolan		Overall	400m	(0:13.30)	(0:11.40)	(0:11.40)	(0:11.29)	(0:11.19)	(0:12.19)			
4	7	JOHN RAMBO	7	66.2	0:11.04	1:11.02 [4]	0:56.85 [7]	0:45.61 [7]	0:34.19 [7]	0:22.92 [7]	0:11.88 [7]	2.69L	0:34.19	-3
		Martin Harley		1000m	400m	(0:14.17)	(0:11.24)	(0:11.42)	(0:11.27)	(0:11.04)	(0:11.88)			
5	12	CASPERNOVA	8	67.0	0:10.92	1:11.03 [5]	0:56.76 [9]	0:45.48 [9]	0:34.07 [8]	0:22.91 [8]	0:11.99 [6]	2.78L	0:34.07	-4
		Jaden Lloyd		400m	400m	(0:14.27)	(0:11.28)	(0:11.41)	(0:11.16)	(0:10.92)	(0:11.99)			
6	10	TRIBECA STAR	1	67.5	0:10.99	1:11.11 [6]	0:57.40 [4]	0:46.05 [3]	0:34.60 [2]	0:23.35 [2]	0:12.36 [3]	3.27L	0:34.60	+1
		Cobi Vitler		400m	400m	(0:13.71)	(0:11.35)	(0:11.45)	(0:11.25)	(0:10.99)	(0:12.36)			
7	11	BILLIONAIR BABY	3	66.7	0:11.09	1:11.27 [7]	0:57.44 [5]	0:46.12 [5]	0:34.63 [5]	0:23.38 [4]	0:12.29 [5]	4.19L	0:34.63	+1
		Ben Thompson		400m	400m	(0:13.83)	(0:11.32)	(0:11.49)	(0:11.25)	(0:11.09)	(0:12.29)			
8	8	MILLANE	9	67.0	0:11.02	1:11.30 [8]	0:57.07 [8]	0:45.79 [8]	0:34.32 [9]	0:23.13 [9]	0:12.11 [8]	4.37L	0:34.32	+6
		Ryan Maloney		400m	400m	(0:14.23)	(0:11.28)	(0:11.47)	(0:11.19)	(0:11.02)	(0:12.11)			
9	17	IOBJECT	5	66.4	0:11.40	1:12.03 [9]	0:58.33 [3]	0:46.93 [4]	0:35.44 [3]	0:24.02 [6]	0:12.62 [9]	8.66L	0:35.44	+5
		Rob Thorburn		400m	1000m	(0:13.70)	(0:11.40)	(0:11.49)	(0:11.42)	(0:11.40)	(0:12.62)			

Scratched: Hasten Delight (#6), Aldolfito (#15), Yoshino (#14), Demitasse (#4), Prime Asset (#9), Calico Jack (#1), Emperor (#2), Flying Destiny (#5)

[ ]	Ranking at each section and finish	**SCN**	Saddle cloth number
-:--.--	No data available at this section	**DNF**	Did not finish
NA	No data available	**DNT**	Did not track

data processed by TRIPLESDATA

Horse/Jockey Name	Pereille
Final Rank	1
Fastest Section Time (Section)	0:10.78 (400m)
Top Speed [km/h] (Section)	68.1 (400m)
Race State	Finished

TAB

Eagle FarmProfessional

Race 9: LADBROKES FORM GENIUS Colts, Geldings and Entires Class 6 Plate - 1200m

02 August 2025 - 16:52

Track Rating: Good 4, Weather: Fine, Rail Position: +3m Entire

BRISBANE RACING CLUB

Section	Overall	1000m	800m	600m	400m	200m
Section Times	1:10.56 [1] (0:14.02)	0:56.54 [6] (0:11.31)	0:45.23 [6] (0:11.45)	0:33.78 [6] (0:11.09)	0:22.69 [3] (0:10.78)	0:11.91 [2] (0:11.91)
Average Speed [km/h]	51.3	64.5	63.3	65.0	66.9	60.4
Top Speed [km/h]	64.3	64.9	64.0	67.0	68.1	65.2
Avg. Dist. to Rail [m]	4.2	2.0	1.1	1.1	5.9	6.8
Avg. Stride Freq. [Hz]	2.2	2.4	2.4	2.4	2.6	2.4
Avg. Stride Length [m]	6.3	6.9	6.7	7.1	7.2	6.9

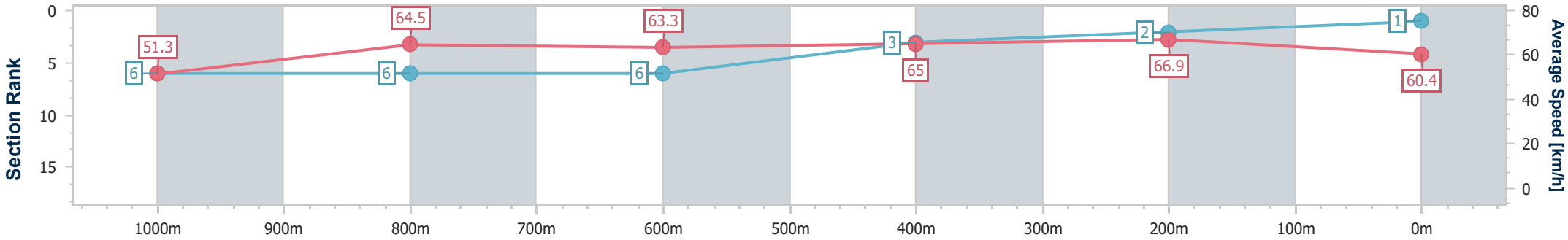

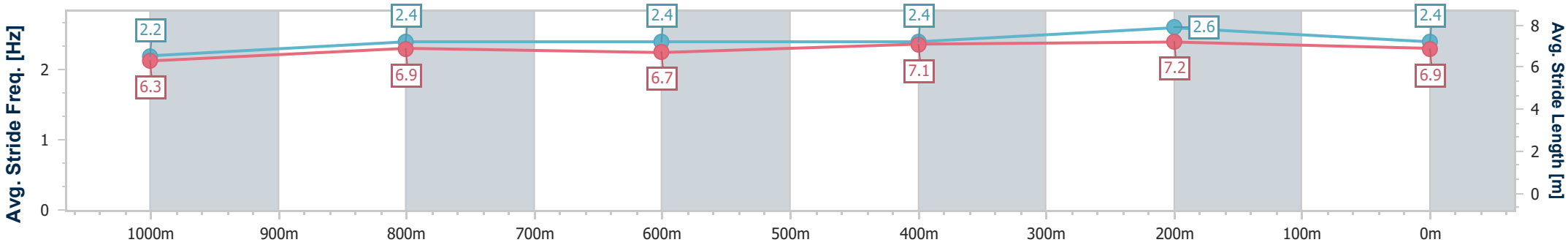

[ ]	Ranking at each section and finish
-:--.--	No data available at this section
NA	No data available

data processed by TRIPLESDATA

Horse/Jockey Name	Taltarni Fields
Final Rank	2
Fastest Section Time (Section)	0:10.84 (400m)
Top Speed [km/h] (Section)	67.9 (400m)
Race State	Finished

TAB

Eagle FarmProfessional

Race 9: LADBROKES FORM GENIUS Colts, Geldings and Entires Class 6 Plate - 1200m

02 August 2025 - 16:52

Track Rating: Good 4, Weather: Fine, Rail Position: +3m Entire

BRISBANE RACING CLUB

Section	Overall	1000m	800m	600m	400m	200m
Section Times	1:10.65 [2] (0:13.51)	0:57.14 [2] (0:11.52)	0:45.62 [2] (0:11.58)	0:34.04 [4] (0:11.37)	0:22.67 [5] (0:10.84)	0:11.83 [4] (0:11.83)
Average Speed [km/h]	53.3	63.3	62.7	63.7	66.5	60.7
Top Speed [km/h]	65.0	65.6	64.7	65.2	67.9	65.3
Avg. Dist. to Rail [m]	3.5	2.0	1.8	1.6	5.8	6.5
Avg. Stride Freq. [Hz]	2.3	2.4	2.4	2.4	2.5	2.4
Avg. Stride Length [m]	6.2	7.3	7.4	7.4	7.4	7.0

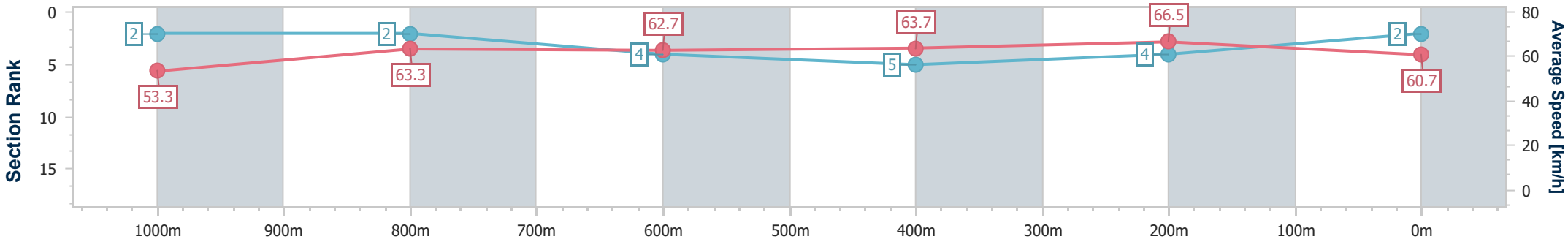

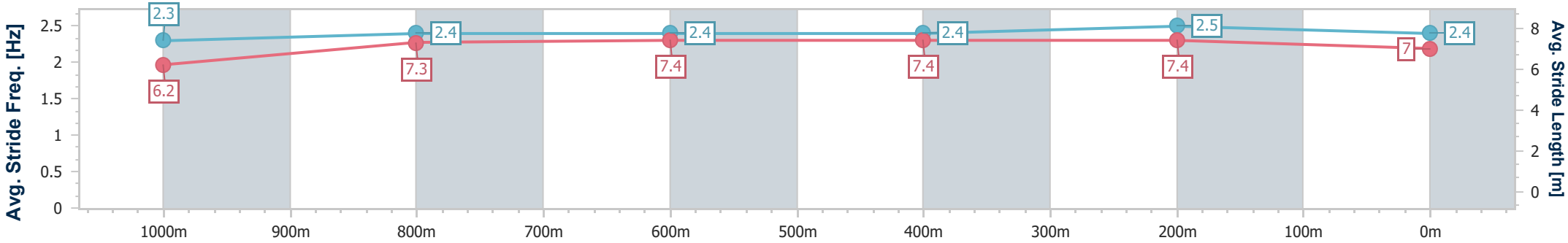

[ ]	Ranking at each section and finish
-:--.--	No data available at this section
NA	No data available

data processed by TRIPLESDATA

Horse/Jockey Name	Hawker Hall
Final Rank	3
Fastest Section Time (Section)	0:11.19 (400m)
Top Speed [km/h] (Section)	66.8 (Overall)
Race State	Finished

TAB

Eagle FarmProfessional

Race 9: LADBROKES FORM GENIUS Colts, Geldings and Entires Class 6 Plate - 1200m

02 August 2025 - 16:52

Track Rating: Good 4, Weather: Fine, Rail Position: +3m Entire

BRISBANE RACING CLUB

Section	Overall	1000m	800m	600m	400m	200m
Section Times	1:10.77 [3] (0:13.30)	0:57.47 [1] (0:11.40)	0:46.07 [1] (0:11.40)	0:34.67 [1] (0:11.29)	0:23.38 [1] (0:11.19)	0:12.19 [1] (0:12.19)
Average Speed [km/h]	54.2	63.9	63.1	64.1	64.4	58.9
Top Speed [km/h]	66.8	64.4	64.0	65.0	65.2	62.7
Avg. Dist. to Rail [m]	2.0	1.9	0.7	0.7	3.5	6.2
Avg. Stride Freq. [Hz]	2.4	2.5	2.4	2.5	2.5	2.4
Avg. Stride Length [m]	6.2	7.0	7.0	6.8	7.1	6.8

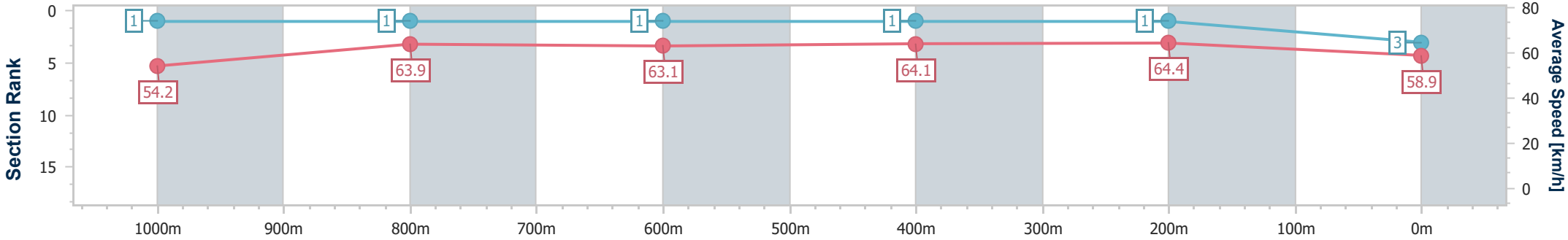

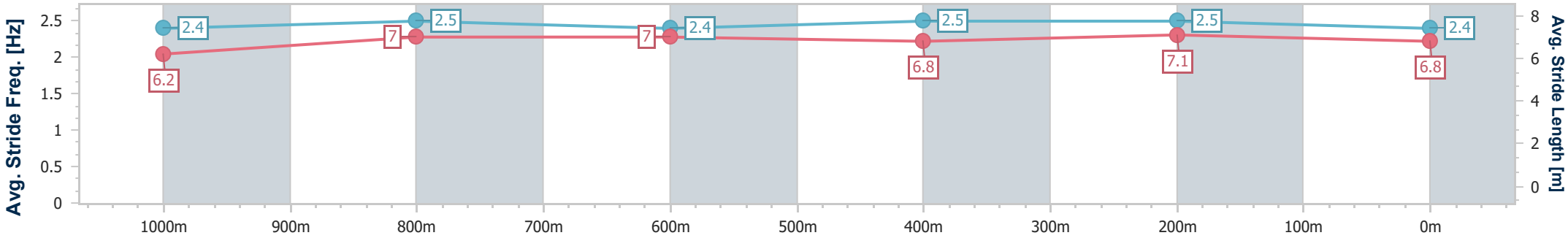

[ ]	Ranking at each section and finish
-:--.--	No data available at this section
NA	No data available

data processed by TRIPLESDATA

Horse/Jockey Name	John Rambo
Final Rank	4
Fastest Section Time (Section)	0:11.04 (400m)
Top Speed [km/h] (Section)	66.2 (1000m)
Race State	Finished

TAB

Eagle FarmProfessional

Race 9: LADBROKES FORM GENIUS Colts, Geldings and Entires Class 6 Plate - 1200m

02 August 2025 - 16:52

Track Rating: Good 4, Weather: Fine, Rail Position: +3m Entire

BRISBANE RACING CLUB

Section	Overall	1000m	800m	600m	400m	200m
Section Times	1:11.02 [4] (0:14.17)	0:56.85 [7] (0:11.24)	0:45.61 [7] (0:11.42)	0:34.19 [7] (0:11.27)	0:22.92 [7] (0:11.04)	0:11.88 [7] (0:11.88)
Average Speed [km/h]	50.9	64.4	62.8	63.9	65.2	60.8
Top Speed [km/h]	63.4	66.2	63.5	65.3	66.1	63.7
Avg. Dist. to Rail [m]	4.7	0.8	0.3	1.2	7.0	8.8
Avg. Stride Freq. [Hz]	2.3	2.4	2.3	2.4	2.5	2.4
Avg. Stride Length [m]	6.1	7.4	7.4	7.4	7.2	7.1

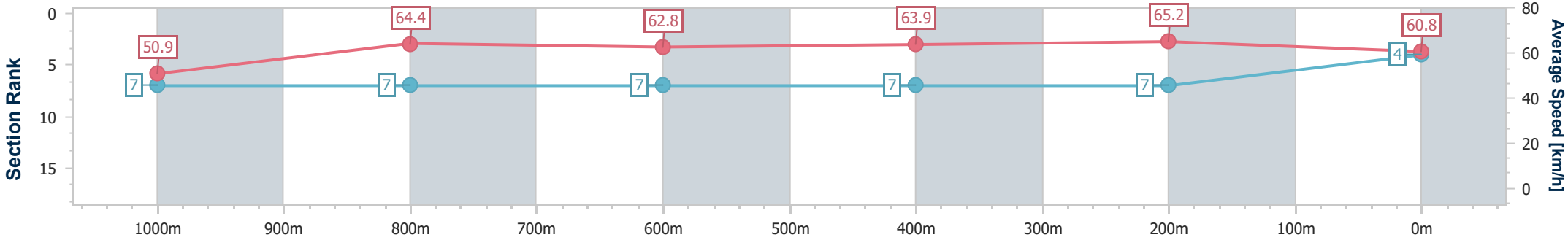

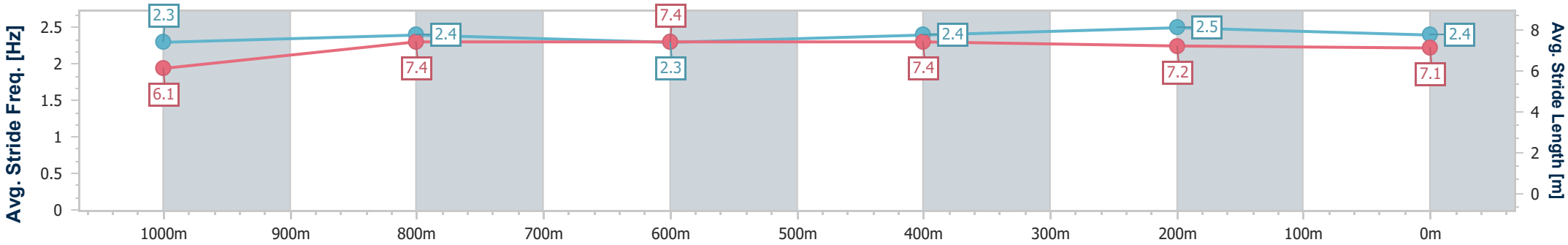

[ ]	Ranking at each section and finish
-:--.--	No data available at this section
NA	No data available

data processed by TRIPLESDATA

Horse/Jockey Name	Caspernova
Final Rank	5
Fastest Section Time (Section)	0:10.92 (400m)
Top Speed [km/h] (Section)	67.0 (400m)
Race State	Finished

Eagle FarmProfessional

Race 9: LADBROKES FORM GENIUS Colts, Geldings and Entires Class 6 Plate - 1200m

02 August 2025 - 16:52

Track Rating: Good 4, Weather: Fine, Rail Position: +3m Entire

BRISBANE RACING CLUB

Section	Overall	1000m	800m	600m	400m	200m
Section Times	1:11.03 [5] (0:14.27)	0:56.76 [9] (0:11.28)	0:45.48 [9] (0:11.41)	0:34.07 [8] (0:11.16)	0:22.91 [8] (0:10.92)	0:11.99 [6] (0:11.99)
Average Speed [km/h]	50.7	64.3	62.9	63.9	66.1	60.0
Top Speed [km/h]	64.1	65.1	63.2	65.7	67.0	63.6
Avg. Dist. to Rail [m]	5.1	1.2	0.9	1.5	4.4	7.8
Avg. Stride Freq. [Hz]	2.2	2.4	2.3	2.4	2.4	2.4
Avg. Stride Length [m]	6.2	7.3	7.3	7.5	7.1	7.0

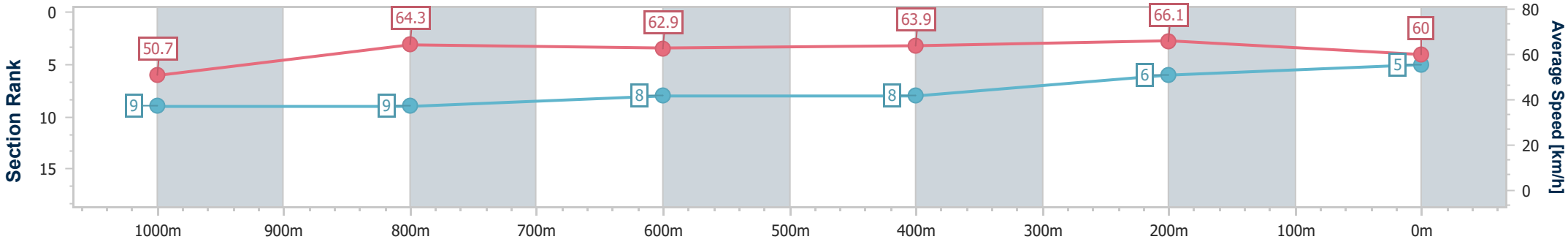

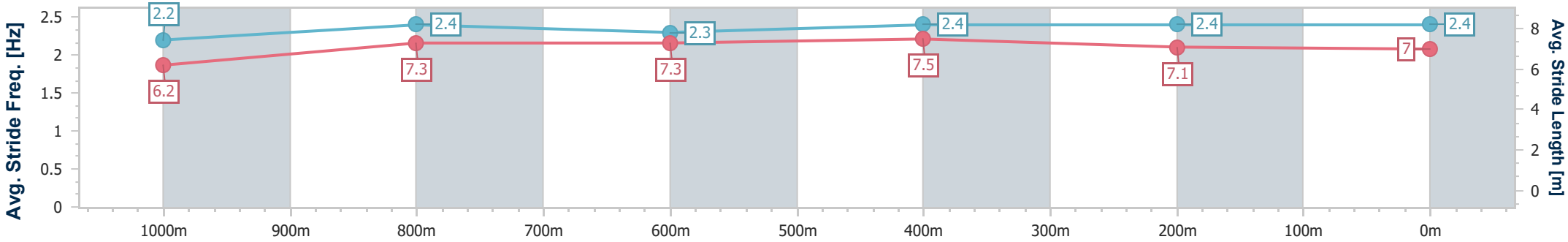

[ ]	Ranking at each section and finish
-:--.--	No data available at this section
NA	No data available

data processed by TRIPLESDATA

Horse/Jockey Name	Tribeca Star
Final Rank	6
Fastest Section Time (Section)	0:10.99 (400m)
Top Speed [km/h] (Section)	67.5 (400m)
Race State	Finished

TAB

Eagle FarmProfessional

Race 9: LADBROKES FORM GENIUS Colts, Geldings and Entires Class 6 Plate - 1200m

02 August 2025 - 16:52

Track Rating: Good 4, Weather: Fine, Rail Position: +3m Entire

BRISBANE RACING CLUB

Section	Overall	1000m	800m	600m	400m	200m
Section Times	1:11.11 [6] (0:13.71)	0:57.40 [4] (0:11.35)	0:46.05 [3] (0:11.45)	0:34.60 [2] (0:11.25)	0:23.35 [2] (0:10.99)	0:12.36 [3] (0:12.36)
Average Speed [km/h]	52.6	64.0	63.2	64.6	65.3	58.4
Top Speed [km/h]	64.8	64.5	64.0	66.9	67.5	62.9
Avg. Dist. to Rail [m]	1.3	1.8	1.3	1.9	5.3	6.6
Avg. Stride Freq. [Hz]	2.1	2.3	2.3	2.4	2.5	2.3
Avg. Stride Length [m]	6.8	7.8	7.7	7.6	7.4	7.1

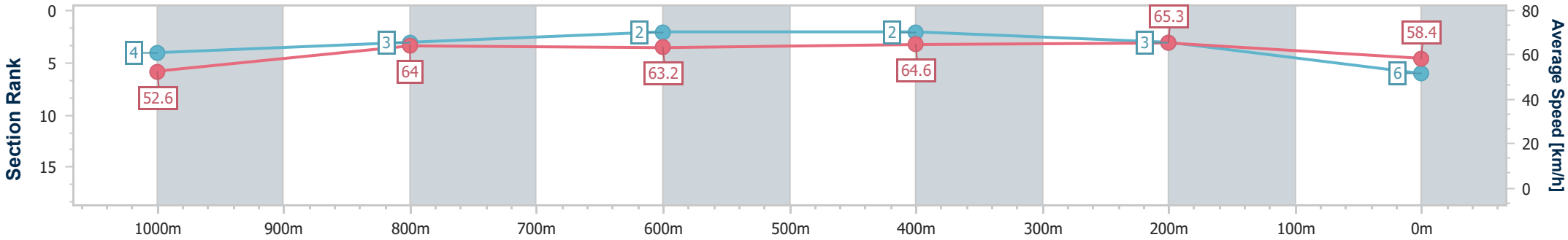

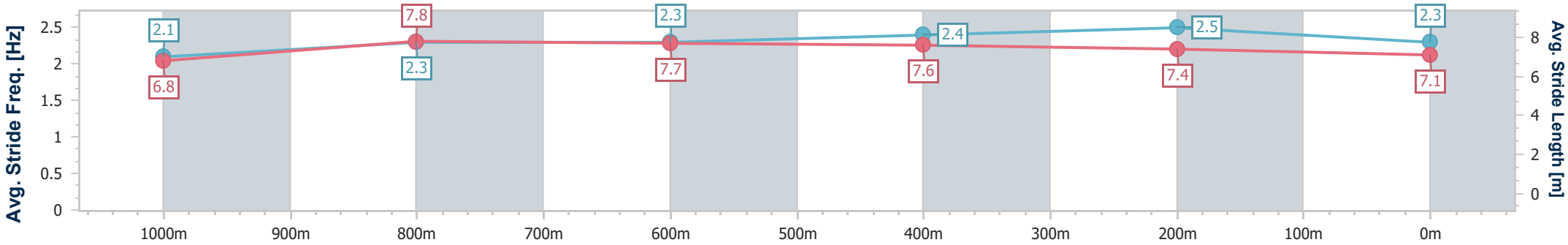

[ ]	Ranking at each section and finish
-:--.--	No data available at this section
NA	No data available

data processed by TRIPLESDATA

Horse/Jockey Name	Billionair Baby
Final Rank	7
Fastest Section Time (Section)	0:11.09 (400m)
Top Speed [km/h] (Section)	66.7 (400m)
Race State	Finished

TAB

Eagle FarmProfessional

Race 9: LADBROKES FORM GENIUS Colts, Geldings and Entires Class 6 Plate - 1200m

02 August 2025 - 16:52

Track Rating: Good 4, Weather: Fine, Rail Position: +3m Entire

BRISBANE RACING CLUB

Section	Overall	1000m	800m	600m	400m	200m
Section Times	1:11.27 [7] (0:13.83)	0:57.44 [5] (0:11.32)	0:46.12 [5] (0:11.49)	0:34.63 [5] (0:11.25)	0:23.38 [4] (0:11.09)	0:12.29 [5] (0:12.29)
Average Speed [km/h]	52.2	64.4	63.1	64.3	65.1	58.4
Top Speed [km/h]	66.2	66.1	63.9	65.9	66.7	63.3
Avg. Dist. to Rail [m]	2.3	2.5	1.6	1.6	7.5	8.8
Avg. Stride Freq. [Hz]	2.3	2.3	2.3	2.4	2.5	2.3
Avg. Stride Length [m]	6.3	7.7	7.8	7.5	7.3	7.0

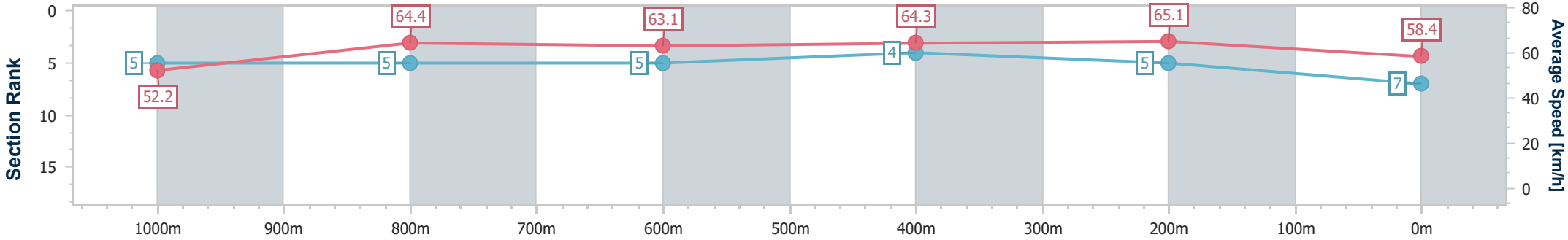

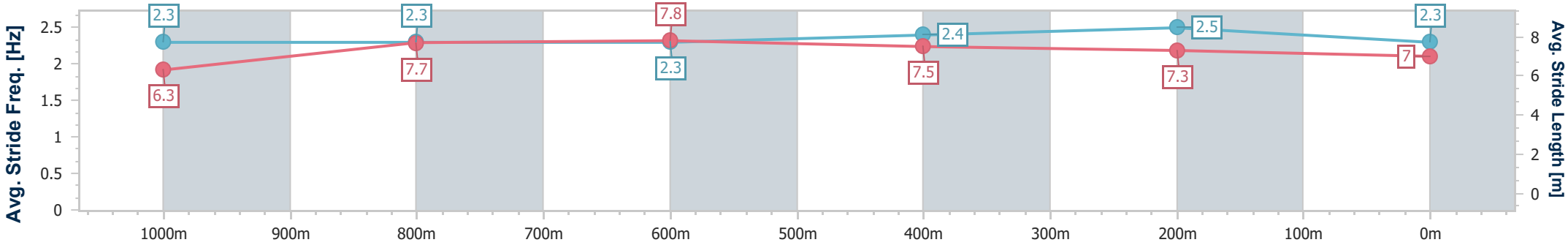

[ ]	Ranking at each section and finish
-:--.--	No data available at this section
NA	No data available

data processed by TRIPLESDATA

Horse/Jockey Name	Millane
Final Rank	8
Fastest Section Time (Section)	0:11.02 (400m)
Top Speed [km/h] (Section)	67.0 (400m)
Race State	Finished

TAB

Eagle FarmProfessional

Race 9: LADBROKES FORM GENIUS Colts, Geldings and Entires Class 6 Plate - 1200m

02 August 2025 - 16:52

Track Rating: Good 4, Weather: Fine, Rail Position: +3m Entire

BRISBANE RACING CLUB

Section	Overall	1000m	800m	600m	400m	200m
Section Times	1:11.30 [8] (0:14.23)	0:57.07 [8] (0:11.28)	0:45.79 [8] (0:11.47)	0:34.32 [9] (0:11.19)	0:23.13 [9] (0:11.02)	0:12.11 [8] (0:12.11)
Average Speed [km/h]	50.7	65.1	63.8	65.2	65.2	59.5
Top Speed [km/h]	64.3	66.7	64.5	66.7	67.0	63.9
Avg. Dist. to Rail [m]	6.4	4.0	3.1	3.1	10.6	12.4
Avg. Stride Freq. [Hz]	2.1	2.3	2.3	2.3	2.4	2.3
Avg. Stride Length [m]	6.5	7.8	7.8	7.8	7.5	7.2

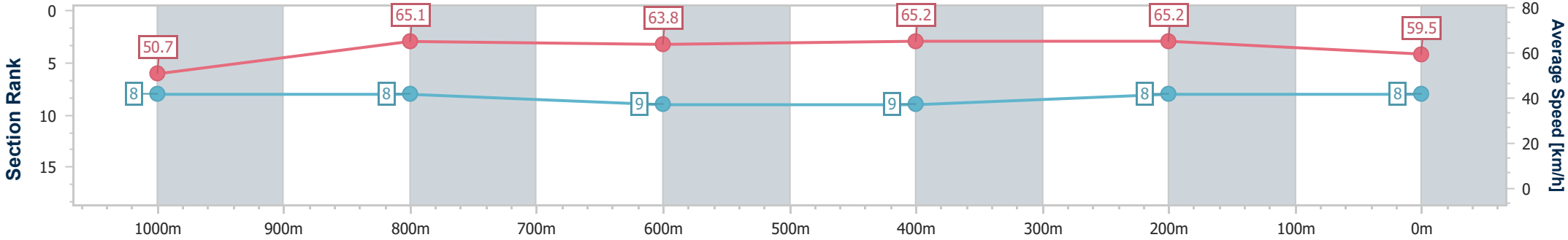

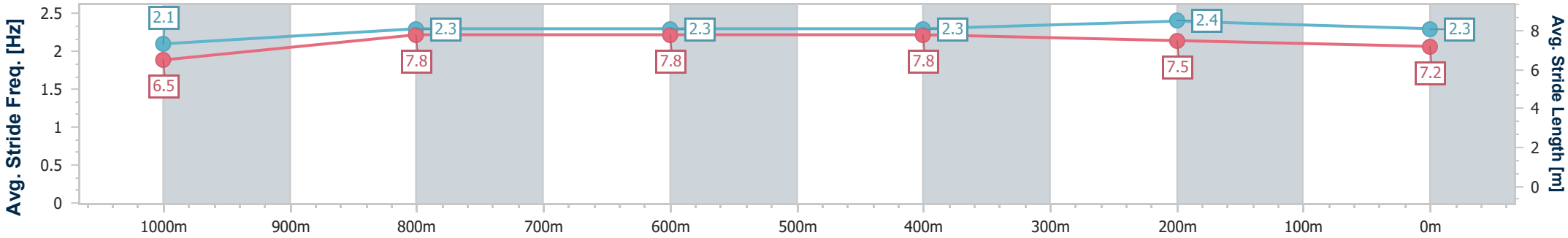

[ ]	Ranking at each section and finish
-:--.--	No data available at this section
NA	No data available

data processed by TRIPLESDATA

Horse/Jockey Name	Iobject
Final Rank	9
Fastest Section Time (Section)	0:11.40 (1000m)
Top Speed [km/h] (Section)	66.4 (400m)
Race State	Finished

TAB

Eagle FarmProfessional

Race 9: LADBROKES FORM GENIUS Colts, Geldings and Entires Class 6 Plate - 1200m

02 August 2025 - 16:52

Track Rating: Good 4, Weather: Fine, Rail Position: +3m Entire

BRISBANE RACING CLUB

Section	Overall	1000m	800m	600m	400m	200m
Section Times	1:12.03 [9] (0:13.70)	0:58.33 [3] (0:11.40)	0:46.93 [4] (0:11.49)	0:35.44 [3] (0:11.42)	0:24.02 [6] (0:11.40)	0:12.62 [9] (0:12.62)
Average Speed [km/h]	52.9	63.8	63.5	64.0	63.2	57.0
Top Speed [km/h]	66.3	65.5	64.5	65.7	66.4	60.8
Avg. Dist. to Rail [m]	2.6	2.9	3.2	3.0	7.0	6.0
Avg. Stride Freq. [Hz]	2.2	2.3	2.3	2.3	2.3	2.2
Avg. Stride Length [m]	6.6	7.8	7.7	7.7	7.6	7.3

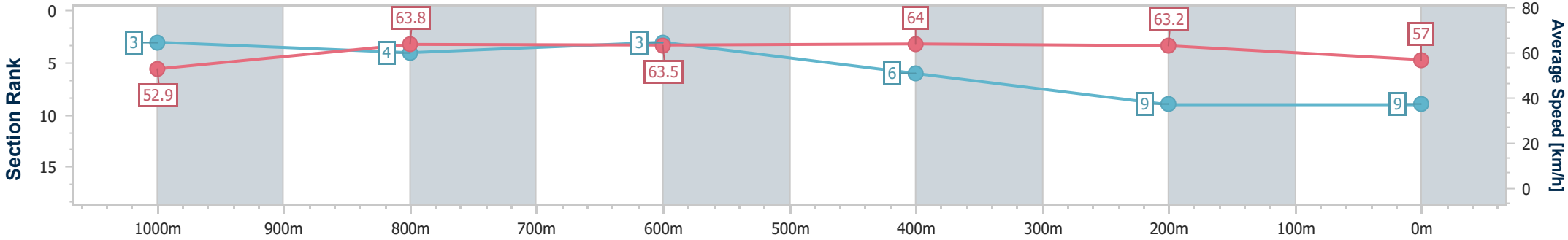

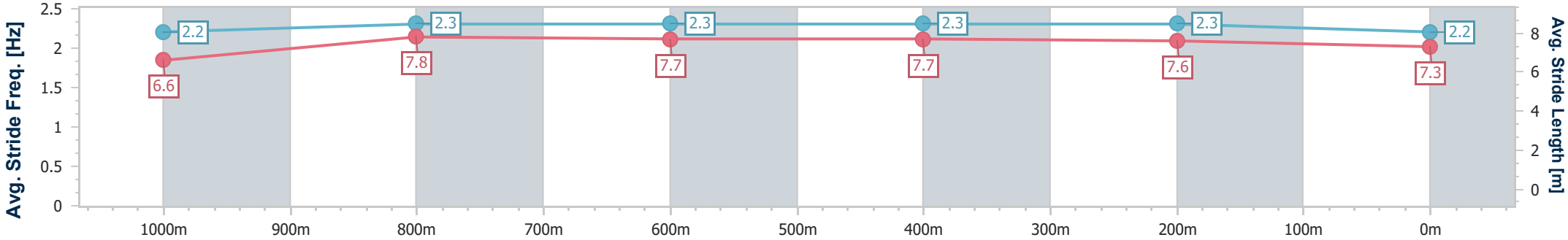

[ ]	Ranking at each section and finish
-:--.--	No data available at this section
NA	No data available

data processed by TRIPLESDATA