



## DoombenProfessional

### Race 1: BECOME A BRC MEMBER Maiden Plate - 1200m

06 August 2025 - 12:36



BRISBANE  
RACING CLUB

Track Rating: Good 4, Weather: Fine, Rail Position: +5.5m Entire

Section						Overall	1000m	800m	600m	400m	200m	Last 600m		
Field Times						1:10.74 (0:13.17)	0:57.57 (0:10.59)	0:46.98 (0:11.77)	0:35.21 (0:11.92)	0:23.29 (0:11.17)	0:12.12 (0:12.12)	0:35.21		
Rank	TAB	Horse/Jockey	Barrier	Top Speed [km/h]	Fastest Section							Margin	Distance Travelled [m]	
1	3	LOUISBURGH	4	70.1	0:10.59	1:10.74 [1]	0:57.57 [1]	0:46.98 [1]	0:35.21 [1]	0:23.28 [2]	0:12.07 [2]	1:10.74	0:35.21	
		Heavelon Van Der Hoven		1000m	1000m	(0:13.17)	(0:10.59)	(0:11.77)	(0:11.93)	(0:11.21)	(0:12.07)			
2	7	SOME STYLE	5	68.6	0:10.86	1:10.75 [2]	0:57.46 [3]	0:46.60 [3]	0:35.04 [2]	0:23.30 [1]	0:12.13 [1]	0.02L	0:35.04	+1
		Ben Thompson		1000m	1000m	(0:13.29)	(0:10.86)	(0:11.56)	(0:11.74)	(0:11.17)	(0:12.13)			
3	9	VOODOO LASS	1	69.9	0:10.77	1:11.17 [3]	0:57.97 [2]	0:47.20 [2]	0:35.37 [4]	0:23.62 [3]	0:12.11 [4]	2.52L	0:35.37	-1
		Siobhan Rutledge		Overall	1000m	(0:13.20)	(0:10.77)	(0:11.83)	(0:11.75)	(0:11.51)	(0:12.11)			
4	4	SHIPPING LANE	3	68.5	0:11.00	1:11.35 [4]	0:57.86 [5]	0:46.86 [6]	0:35.25 [6]	0:23.48 [5]	0:12.07 [5]	3.59L	0:35.25	+0
		Jake Bayliss		Overall	1000m	(0:13.49)	(0:11.00)	(0:11.61)	(0:11.77)	(0:11.41)	(0:12.07)			
5	6	ROCK ON ANGEL	7	69.1	0:10.80	1:11.40 [5]	0:57.76 [6]	0:46.96 [5]	0:35.31 [5]	0:23.42 [6]	0:12.05 [6]	3.88L	0:35.31	+3
		Andrew Mallyon		1000m	1000m	(0:13.64)	(0:10.80)	(0:11.65)	(0:11.89)	(0:11.37)	(0:12.05)			
6	5	BOMBARD	2	68.8	0:10.83	1:11.41 [6]	0:58.06 [4]	0:47.23 [4]	0:35.68 [3]	0:23.81 [4]	0:12.38 [3]	3.95L	0:35.68	+0
		Cejay Graham		1000m	1000m	(0:13.35)	(0:10.83)	(0:11.55)	(0:11.87)	(0:11.43)	(0:12.38)			
7	2	DUKE OF LANCASTER	6	68.2	0:10.93	1:12.08 [7]	0:58.09 [7]	0:47.16 [7]	0:35.80 [7]	0:23.82 [7]	0:12.39 [7]	7.88L	0:35.80	+3
		Corey Sutherland		1000m	1000m	(0:13.99)	(0:10.93)	(0:11.36)	(0:11.98)	(0:11.43)	(0:12.39)			

Scratched: Before The Thunder (#1), Vivian's Express (#8)



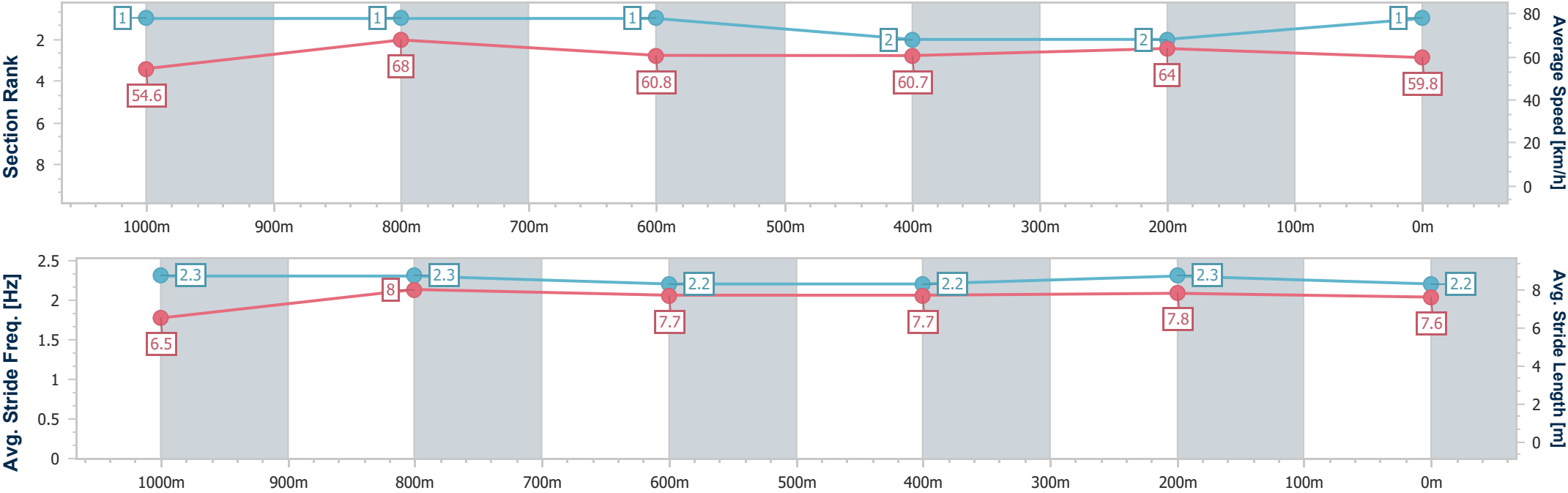
Horse/Jockey Name	Louisburgh
Final Rank	1
Fastest Section Time (Section)	0:10.59 (1000m)
Top Speed [km/h] (Section)	70.1 (1000m)
Race State	Finished



DoombenProfessional  
Race 1: BECOME A BRC MEMBER Maiden Plate - 1200m  
06 August 2025 - 12:36  
Track Rating: Good 4, Weather: Fine, Rail Position: +5.5m Entire



Section	Overall	1000m	800m	600m	400m	200m							
Section Times	1:10.74 [1] (0:13.17)	0:57.57 [1] (0:10.59)	0:46.98 [1] (0:11.77)	0:35.21 [1] (0:11.93)	0:23.28 [2] (0:11.21)	0:12.07 [2] (0:12.07)							
Average Speed [km/h]	54.6	68.0	60.8	60.7	64.0	59.8							
Top Speed [km/h]	70.0	70.1	63.8	61.4	65.6	64.1							
Avg. Dist. to Rail [m]	4.1	0.9	0.4	0.5	1.3	1.2							
Avg. Stride Freq. [Hz]	2.3	2.3	2.2	2.2	2.3	2.2							
Avg. Stride Length [m]	6.5	8.0	7.7	7.7	7.8	7.6							





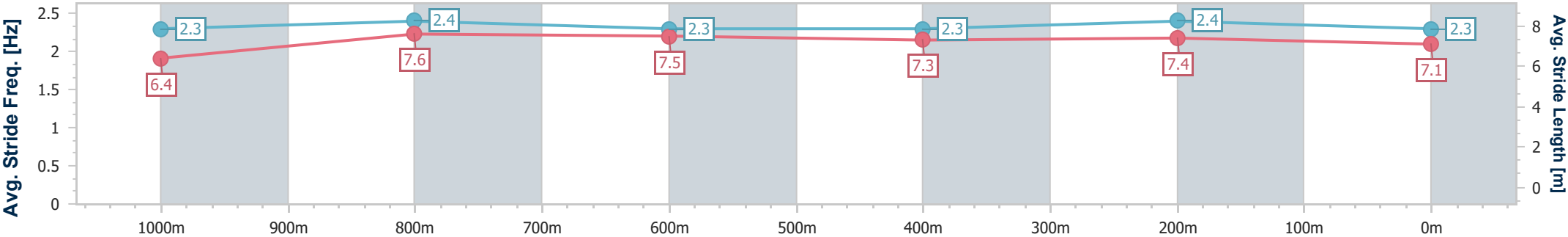
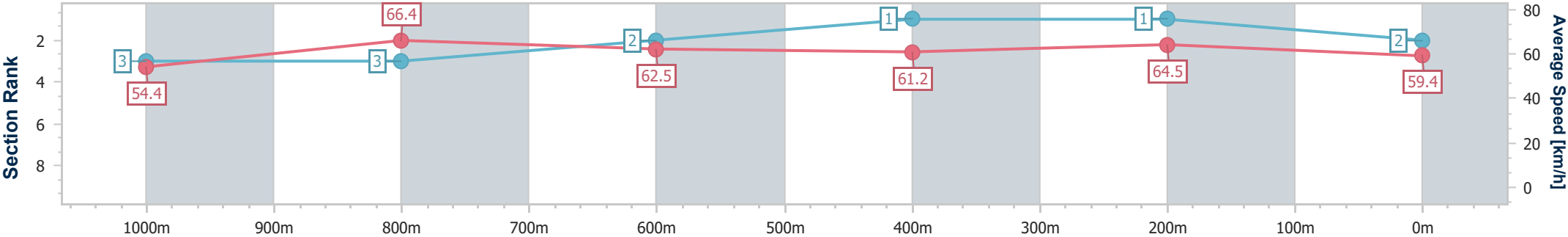
Horse/Jockey Name	Some Style
Final Rank	2
Fastest Section Time (Section)	0:10.86 (1000m)
Top Speed [km/h] (Section)	68.6 (1000m)
Race State	Finished



DoombenProfessional  
Race 1: BECOME A BRC MEMBER Maiden Plate - 1200m  
06 August 2025 - 12:36  
Track Rating: Good 4, Weather: Fine, Rail Position: +5.5m Entire



Section	Overall	1000m	800m	600m	400m	200m								
Section Times	1:10.75 [2] (0:13.29)	0:57.46 [3] (0:10.86)	0:46.60 [3] (0:11.56)	0:35.04 [2] (0:11.74)	0:23.30 [1] (0:11.17)	0:12.13 [1] (0:12.13)								
Average Speed [km/h]	54.4	66.4	62.5	61.2	64.5	59.4								
Top Speed [km/h]	68.4	68.6	65.0	62.2	65.4	63.4								
Avg. Dist. to Rail [m]	4.1	1.3	0.6	0.2	0.7	1.6								
Avg. Stride Freq. [Hz]	2.3	2.4	2.3	2.3	2.4	2.3								
Avg. Stride Length [m]	6.4	7.6	7.5	7.3	7.4	7.1								





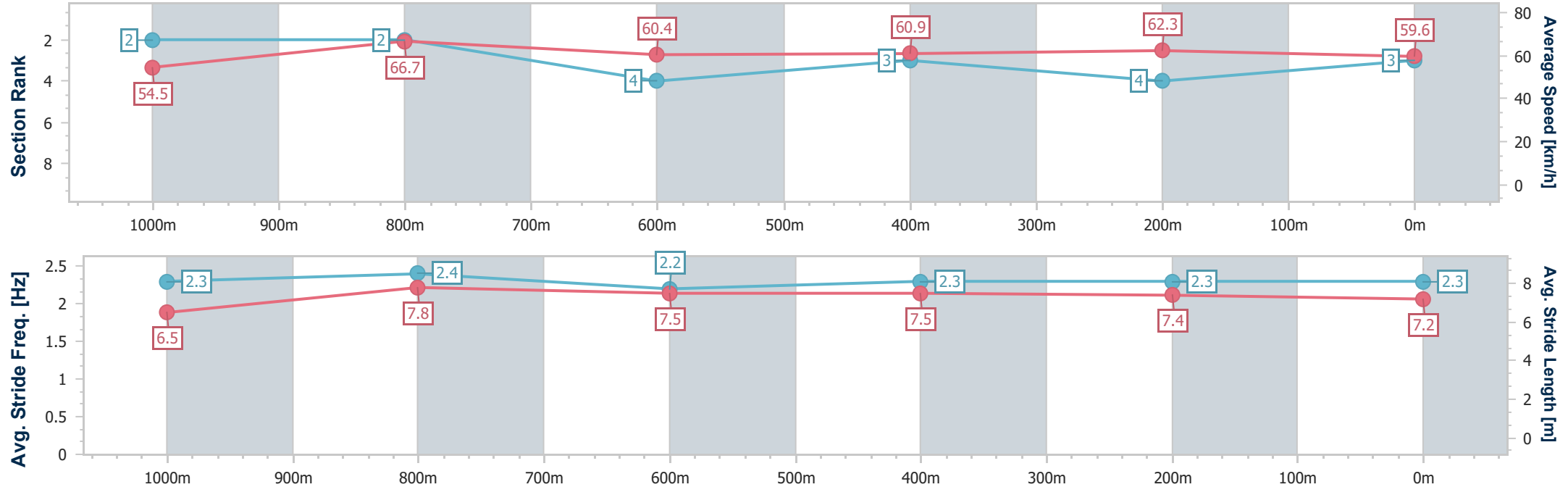
Horse/Jockey Name	Voodoo Lass
Final Rank	3
Fastest Section Time (Section)	0:10.77 (1000m)
Top Speed [km/h] (Section)	69.9 (Overall)
Race State	Finished



DoombenProfessional  
Race 1: BECOME A BRC MEMBER Maiden Plate - 1200m  
06 August 2025 - 12:36  
Track Rating: Good 4, Weather: Fine, Rail Position: +5.5m Entire



Section	Overall	1000m	800m	600m	400m	200m							
Section Times	1:11.17 [3] (0:13.20)	0:57.97 [2] (0:10.77)	0:47.20 [2] (0:11.83)	0:35.37 [4] (0:11.75)	0:23.62 [3] (0:11.51)	0:12.11 [4] (0:12.11)							
Average Speed [km/h]	54.5	66.7	60.4	60.9	62.3	59.6							
Top Speed [km/h]	69.9	69.8	64.1	61.4	64.1	62.7							
Avg. Dist. to Rail [m]	1.3	0.5	1.5	1.4	1.4	1.8							
Avg. Stride Freq. [Hz]	2.3	2.4	2.2	2.3	2.3	2.3							
Avg. Stride Length [m]	6.5	7.8	7.5	7.5	7.4	7.2							





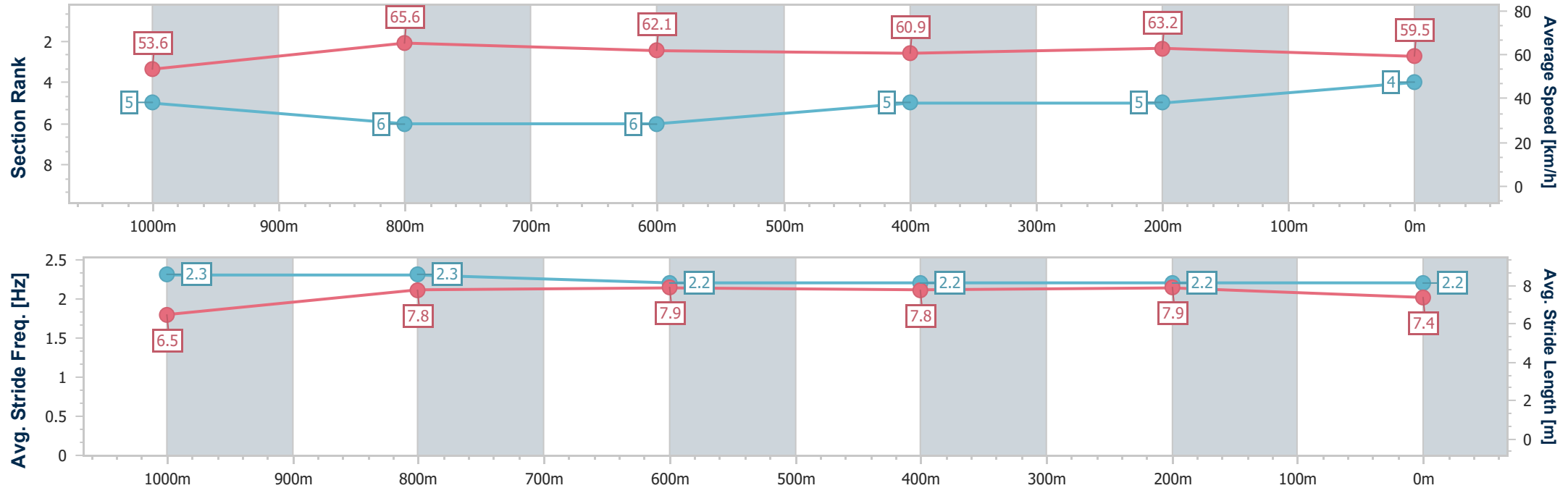
Horse/Jockey Name	Shipping Lane
Final Rank	4
Fastest Section Time (Section)	0:11.00 (1000m)
Top Speed [km/h] (Section)	68.5 (Overall)
Race State	Finished



DoombenProfessional  
Race 1: BECOME A BRC MEMBER Maiden Plate - 1200m  
06 August 2025 - 12:36  
Track Rating: Good 4, Weather: Fine, Rail Position: +5.5m Entire



Section	Overall	1000m	800m	600m	400m	200m							
Section Times	1:11.35 [4] (0:13.49)	0:57.86 [5] (0:11.00)	0:46.86 [6] (0:11.61)	0:35.25 [6] (0:11.77)	0:23.48 [5] (0:11.41)	0:12.07 [5] (0:12.07)							
Average Speed [km/h]	53.6	65.6	62.1	60.9	63.2	59.5							
Top Speed [km/h]	68.5	68.4	63.7	61.5	64.0	63.2							
Avg. Dist. to Rail [m]	2.6	0.7	0.4	0.5	1.0	0.9							
Avg. Stride Freq. [Hz]	2.3	2.3	2.2	2.2	2.2	2.2							
Avg. Stride Length [m]	6.5	7.8	7.9	7.8	7.9	7.4							



[ ] Ranking at each section and finish  
-.-.- No data available at this section  
NA No data available



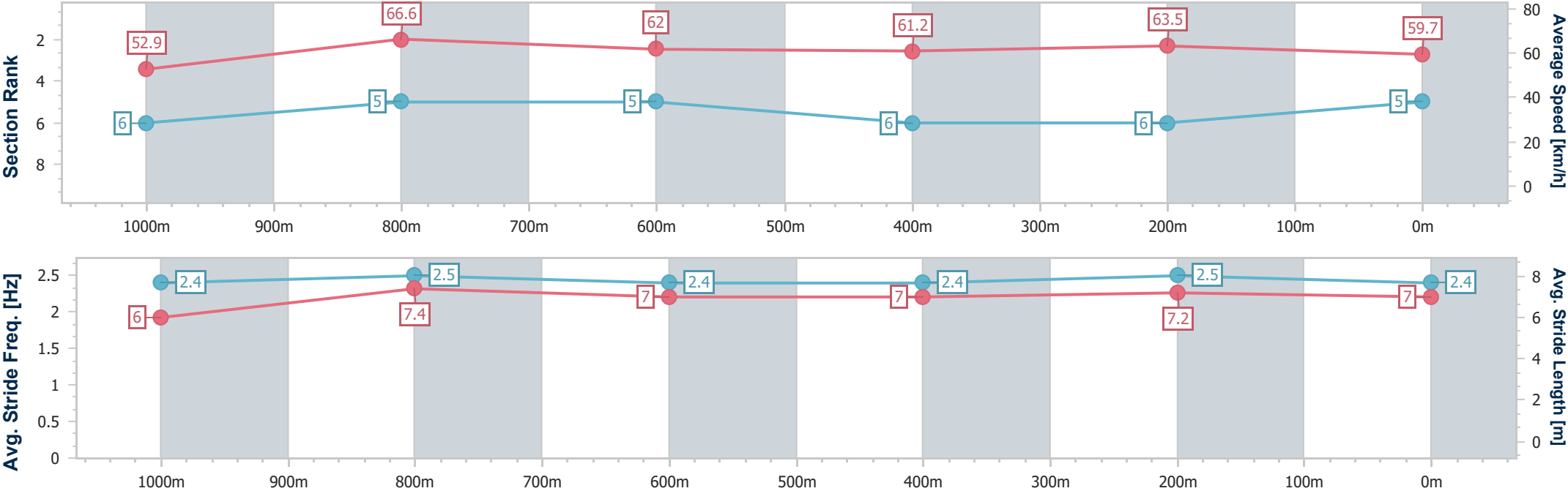
Horse/Jockey Name	Rock On Angel
Final Rank	5
Fastest Section Time (Section)	0:10.80 (1000m)
Top Speed [km/h] (Section)	69.1 (1000m)
Race State	Finished



DoombenProfessional  
Race 1: BECOME A BRC MEMBER Maiden Plate - 1200m  
06 August 2025 - 12:36  
Track Rating: Good 4, Weather: Fine, Rail Position: +5.5m Entire



Section	Overall	1000m	800m	600m	400m	200m							
Section Times	1:11.40 [5] (0:13.64)	0:57.76 [6] (0:10.80)	0:46.96 [5] (0:11.65)	0:35.31 [5] (0:11.89)	0:23.42 [6] (0:11.37)	0:12.05 [6] (0:12.05)							
Average Speed [km/h]	52.9	66.6	62.0	61.2	63.5	59.7							
Top Speed [km/h]	68.5	69.1	64.4	62.5	65.0	62.1							
Avg. Dist. to Rail [m]	4.9	1.1	1.0	1.9	0.4	0.8							
Avg. Stride Freq. [Hz]	2.4	2.5	2.4	2.4	2.5	2.4							
Avg. Stride Length [m]	6.0	7.4	7.0	7.0	7.2	7.0							





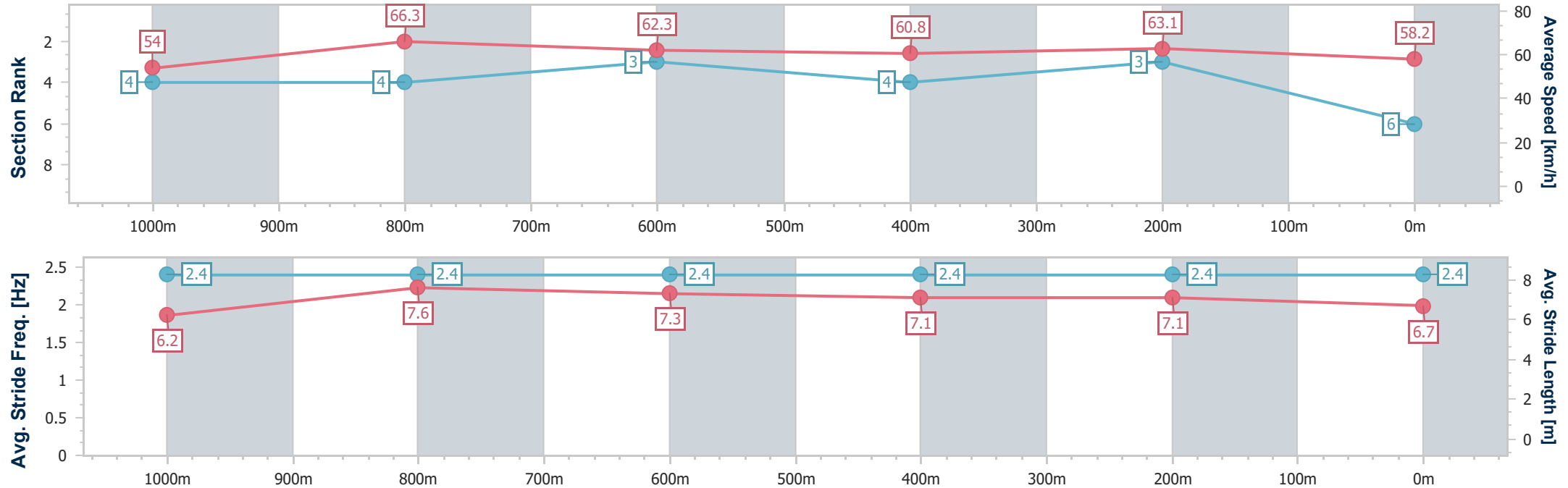
Horse/Jockey Name	Bombard
Final Rank	6
Fastest Section Time (Section)	0:10.83 (1000m)
Top Speed [km/h] (Section)	68.8 (1000m)
Race State	Finished



DoombenProfessional  
Race 1: BECOME A BRC MEMBER Maiden Plate - 1200m  
06 August 2025 - 12:36  
Track Rating: Good 4, Weather: Fine, Rail Position: +5.5m Entire



Section	Overall	1000m	800m	600m	400m	200m							
Section Times	1:11.41 [6] (0:13.35)	0:58.06 [4] (0:10.83)	0:47.23 [4] (0:11.55)	0:35.68 [3] (0:11.87)	0:23.81 [4] (0:11.43)	0:12.38 [3] (0:12.38)							
Average Speed [km/h]	54.0	66.3	62.3	60.8	63.1	58.2							
Top Speed [km/h]	68.6	68.8	64.8	61.3	64.7	62.0							
Avg. Dist. to Rail [m]	2.1	0.7	0.6	0.8	0.8	1.9							
Avg. Stride Freq. [Hz]	2.4	2.4	2.4	2.4	2.4	2.4							
Avg. Stride Length [m]	6.2	7.6	7.3	7.1	7.1	6.7							





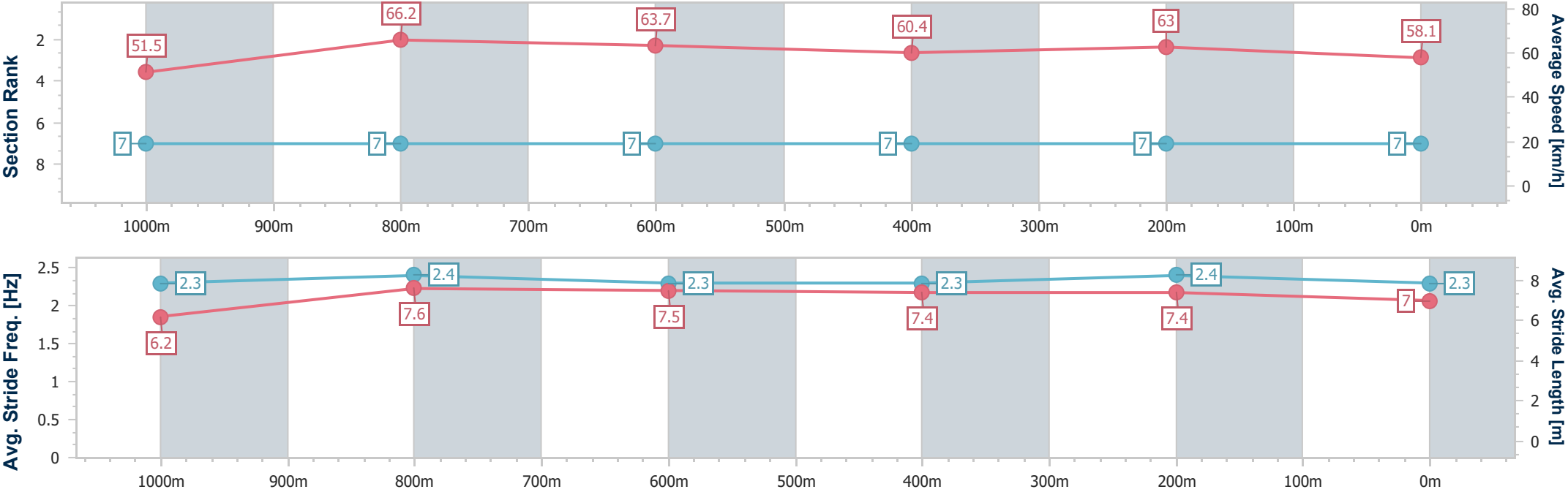
Horse/Jockey Name	Duke Of Lancaster
Final Rank	7
Fastest Section Time (Section)	0:10.93 (1000m)
Top Speed [km/h] (Section)	68.2 (1000m)
Race State	Finished



DoombenProfessional  
Race 1: BECOME A BRC MEMBER Maiden Plate - 1200m  
06 August 2025 - 12:36  
Track Rating: Good 4, Weather: Fine, Rail Position: +5.5m Entire



Section	Overall	1000m	800m	600m	400m	200m							
Section Times	1:12.08 [7] (0:13.99)	0:58.09 [7] (0:10.93)	0:47.16 [7] (0:11.36)	0:35.80 [7] (0:11.98)	0:23.82 [7] (0:11.43)	0:12.39 [7] (0:12.39)							
Average Speed [km/h]	51.5	66.2	63.7	60.4	63.0	58.1							
Top Speed [km/h]	67.5	68.2	64.5	61.6	64.0	63.0							
Avg. Dist. to Rail [m]	3.7	0.8	1.2	1.4	1.2	3.7							
Avg. Stride Freq. [Hz]	2.3	2.4	2.3	2.3	2.4	2.3							
Avg. Stride Length [m]	6.2	7.6	7.5	7.4	7.4	7.0							







# DoombenProfessional

## Race 2: MEKKA RACEDAY 16 AUGUST Maiden Plate - 1640m

06 August 2025 - 13:08



BRISBANE  
RACING CLUB

Track Rating: Good 4, Weather: Fine, Rail Position: +5.5m Entire

Section						Overall	1400m	1200m	1000m	800m	600m	400m	Last 600m		
Field Times						1:39.92 (0:16.21)	1:23.71 (0:11.76)	1:11.95 (0:12.00)	0:59.95 (0:11.91)	0:48.04 (0:11.93)	0:36.11 (0:11.84)	0:24.27 (0:11.89)	0:36.11		
Rank	TAB	Horse/Jockey	Barrier	Top Speed [km/h]	Fastest Section									Distance Travelled [m]	
1	5	USE YOUR ILLUSION	1	63.5	0:11.69	1:39.92 [1]	1:23.39 [3]	1:11.58 [3]	0:59.60 [3]	0:47.61 [5]	0:35.77 [4]	0:24.08 [2]	0:35.77		
		Martin Harley		1400m	600m	(0:16.53)	(0:11.81)	(0:11.98)	(0:11.99)	(0:11.84)	(0:11.69)	(0:11.73)			
2	9	SHE'S GOT LYRICS	2	63.5	0:11.57	1:40.01 [2]	1:23.42 [4]	1:11.62 [4]	0:59.69 [4]	0:47.74 [4]	0:35.77 [5]	0:24.04 [3]	0:35.77 +4		
		Ben Thompson		Overall	400m	(0:16.59)	(0:11.80)	(0:11.93)	(0:11.95)	(0:11.97)	(0:11.73)	(0:11.57)			
3	10	SHEDRIVESABENTLEY	5	65.5	0:11.18	1:40.21 [3]	1:22.93 [9]	1:11.19 [9]	0:58.56 [9]	0:46.86 [9]	0:34.44 [9]	0:22.85 [9]	0:34.44 +4		
		Georgina Cartwright		200m	200m	(0:17.28)	(0:11.74)	(0:12.63)	(0:11.70)	(0:12.42)	(0:11.59)	(0:11.67)			
4	6	MAN TALK	4	64.7	0:11.65	1:40.30 [4]	1:23.44 [5]	1:11.79 [5]	0:59.78 [6]	0:47.78 [7]	0:35.83 [6]	0:24.14 [5]	0:35.83 -1		
		Andrew Mallyon		Overall	1400m	(0:16.86)	(0:11.65)	(0:12.01)	(0:12.00)	(0:11.95)	(0:11.69)	(0:11.72)			
5	7	PHARALINE	6	64.8	0:11.75	1:40.71 [5]	1:23.81 [6]	1:12.06 [6]	1:00.16 [7]	0:48.21 [6]	0:36.10 [7]	0:24.33 [7]	0:36.10 +8		
		Jackson Murphy		1400m	1400m	(0:16.90)	(0:11.75)	(0:11.90)	(0:11.95)	(0:12.11)	(0:11.77)	(0:11.76)			
6	11	TWIN ISLAND	7	64.3	0:11.76	1:41.25 [6]	1:25.04 [1]	1:13.28 [1]	1:01.28 [1]	0:49.37 [1]	0:37.44 [1]	0:25.60 [1]	0:37.44 -1		
		Jake Bayliss		Overall	1400m	(0:16.21)	(0:11.76)	(0:12.00)	(0:11.91)	(0:11.93)	(0:11.84)	(0:12.20)			
7	8	ROXSET	3	62.8	0:11.67	1:41.30 [7]	1:24.10 [8]	1:12.43 [8]	1:00.33 [8]	0:48.18 [8]	0:36.23 [8]	0:24.33 [8]	0:36.23 -6		
		Luke Tarrant		1400m	1400m	(0:17.20)	(0:11.67)	(0:12.10)	(0:12.15)	(0:11.95)	(0:11.90)	(0:11.99)			
8	2	IHAVESEENTHELIGHT	8	64.2	0:11.68	1:41.46 [8]	1:24.54 [7]	1:12.73 [7]	1:01.05 [5]	0:49.31 [3]	0:37.39 [2]	0:25.40 [4]	0:37.39 +1		
		Jag Guthmann-Chester		Overall	1200m	(0:16.92)	(0:11.81)	(0:11.68)	(0:11.74)	(0:11.92)	(0:11.99)	(0:12.32)			
9	4	LUCIFER THE CAT	9	64.2	0:11.74	1:41.76 [9]	1:25.36 [2]	1:13.62 [2]	1:01.64 [2]	0:49.81 [2]	0:37.65 [3]	0:25.58 [6]	0:37.65 +8		
		Dylan Turner		Overall	1400m	(0:16.40)	(0:11.74)	(0:11.98)	(0:11.83)	(0:12.16)	(0:12.07)	(0:12.25)			

Scratched: Valencia Roc (#12), Brief Spirit (#1), Ionaceltic (#3)



## DoombenProfessional

### Race 2: MEKKA RACEDAY 16 AUGUST Maiden Plate - 1640m

06 August 2025 - 13:08



BRISBANE  
RACING CLUB

Track Rating: Good 4, Weather: Fine, Rail Position: +5.5m Entire

Section Field Times				200m 0:12.38 (0:12.38)		Last 600m 0:36.11			
Rank	TAB	Horse/Jockey	Barrier	Top Speed [km/h]	Fastest Section	Margin			Distance Travelled [m]
1	5	USE YOUR ILLUSION	1	63.5	0:11.69	0:12.35 [2]	1:39.92	0:35.77	
		Martin Harley		1400m	600m	(0:12.35)			
2	9	SHE'S GOT LYRICS	2	63.5	0:11.57	0:12.47 [1]	0.53L	0:35.77	+4
		Ben Thompson		Overall	400m	(0:12.47)			
3	10	SHEDRIVESABENTLEY	5	65.5	0:11.18	0:11.18 [9]	1.69L	0:34.44	+4
		Georgina Cartwright		200m	200m	(0:11.18)			
4	6	MAN TALK	4	64.7	0:11.65	0:12.42 [4]	2.24L	0:35.83	-1
		Andrew Mallyon		Overall	1400m	(0:12.42)			
5	7	PHARALINE	6	64.8	0:11.75	0:12.57 [5]	4.62L	0:36.10	+8
		Jackson Murphy		1400m	1400m	(0:12.57)			
6	11	TWIN ISLAND	7	64.3	0:11.76	0:13.40 [3]	7.8L	0:37.44	-1
		Jake Bayliss		Overall	1400m	(0:13.40)			
7	8	ROXSET	3	62.8	0:11.67	0:12.34 [8]	8.13L	0:36.23	-6
		Luke Tarrant		1400m	1400m	(0:12.34)			
8	2	IHAVESEENTHELIGHT	8	64.2	0:11.68	0:13.08 [6]	9.08L	0:37.39	+1
		Jag Guthmann-Chester		Overall	1200m	(0:13.08)			
9	4	LUCIFER THE CAT	9	64.2	0:11.74	0:13.33 [7]	10.81L	0:37.65	+8
		Dylan Turner		Overall	1400m	(0:13.33)			

Scratched: Valencia Roc (#12), Brief Spirit (#1), Ionaceltic (#3)



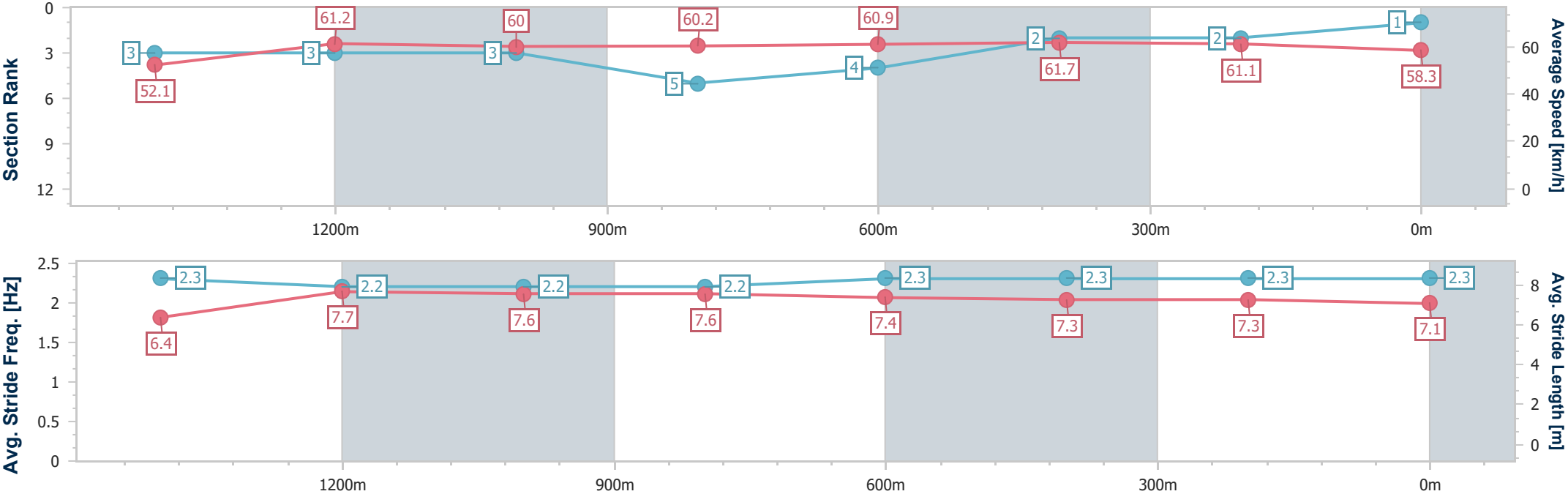
Horse/Jockey Name	Use Your Illusion
Final Rank	1
Fastest Section Time (Section)	0:11.69 (600m)
Top Speed [km/h] (Section)	63.5 (1400m)
Race State	Finished



DoombenProfessional  
Race 2: MEKKA RACEDAY 16 AUGUST Maiden Plate - 1640m  
06 August 2025 - 13:08  
Track Rating: Good 4, Weather: Fine, Rail Position: +5.5m Entire



Section	Overall	1400m	1200m	1000m	800m	600m	400m	200m					
Section Times	1:39.92 [1] (0:16.53)	1:23.39 [3] (0:11.81)	1:11.58 [3] (0:11.98)	0:59.60 [3] (0:11.99)	0:47.61 [5] (0:11.84)	0:35.77 [4] (0:11.69)	0:24.08 [2] (0:11.73)	0:12.35 [2] (0:12.35)					
Average Speed [km/h]	52.1	61.2	60.0	60.2	60.9	61.7	61.1	58.3					
Top Speed [km/h]	63.4	63.5	61.1	61.0	62.4	62.5	62.6	60.3					
Avg. Dist. to Rail [m]	0.6	0.3	0.5	0.6	0.2	0.3	0.4	3.0					
Avg. Stride Freq. [Hz]	2.3	2.2	2.2	2.2	2.3	2.3	2.3	2.3					
Avg. Stride Length [m]	6.4	7.7	7.6	7.6	7.4	7.3	7.3	7.1					





Horse/Jockey Name	She's Got Lyrics
Final Rank	2
Fastest Section Time (Section)	0:11.57 (400m)
Top Speed [km/h] (Section)	63.5 (Overall)
Race State	Finished

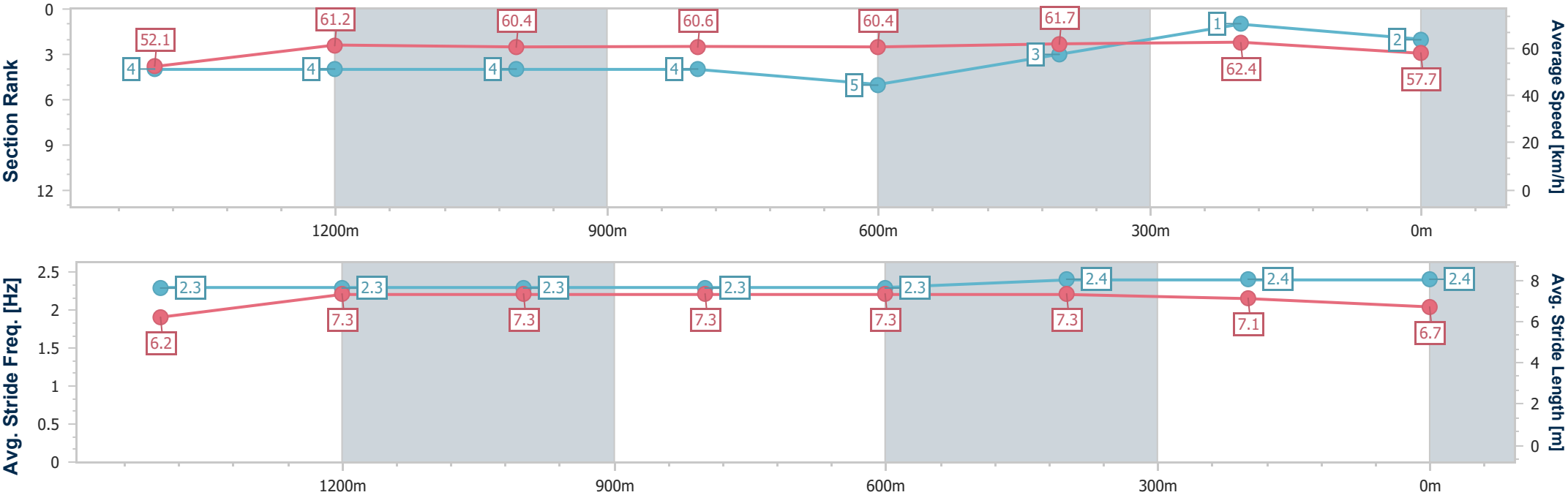


DoombenProfessional  
Race 2: MEKKA RACEDAY 16 AUGUST Maiden Plate - 1640m  
06 August 2025 - 13:08  
Track Rating: Good 4, Weather: Fine, Rail Position: +5.5m Entire



BRISBANE  
RACING CLUB

Section	Overall	1400m	1200m	1000m	800m	600m	400m	200m					
Section Times	1:40.01 [2] (0:16.59)	1:23.42 [4] (0:11.80)	1:11.62 [4] (0:11.93)	0:59.69 [4] (0:11.95)	0:47.74 [4] (0:11.97)	0:35.77 [5] (0:11.73)	0:24.04 [3] (0:11.57)	0:12.47 [1] (0:12.47)					
Average Speed [km/h]	52.1	61.2	60.4	60.6	60.4	61.7	62.4	57.7					
Top Speed [km/h]	63.5	62.7	60.8	61.2	61.9	62.6	63.5	61.0					
Avg. Dist. to Rail [m]	0.9	0.7	1.1	1.2	1.5	1.0	1.7	3.9					
Avg. Stride Freq. [Hz]	2.3	2.3	2.3	2.3	2.3	2.4	2.4	2.4					
Avg. Stride Length [m]	6.2	7.3	7.3	7.3	7.3	7.3	7.1	6.7					

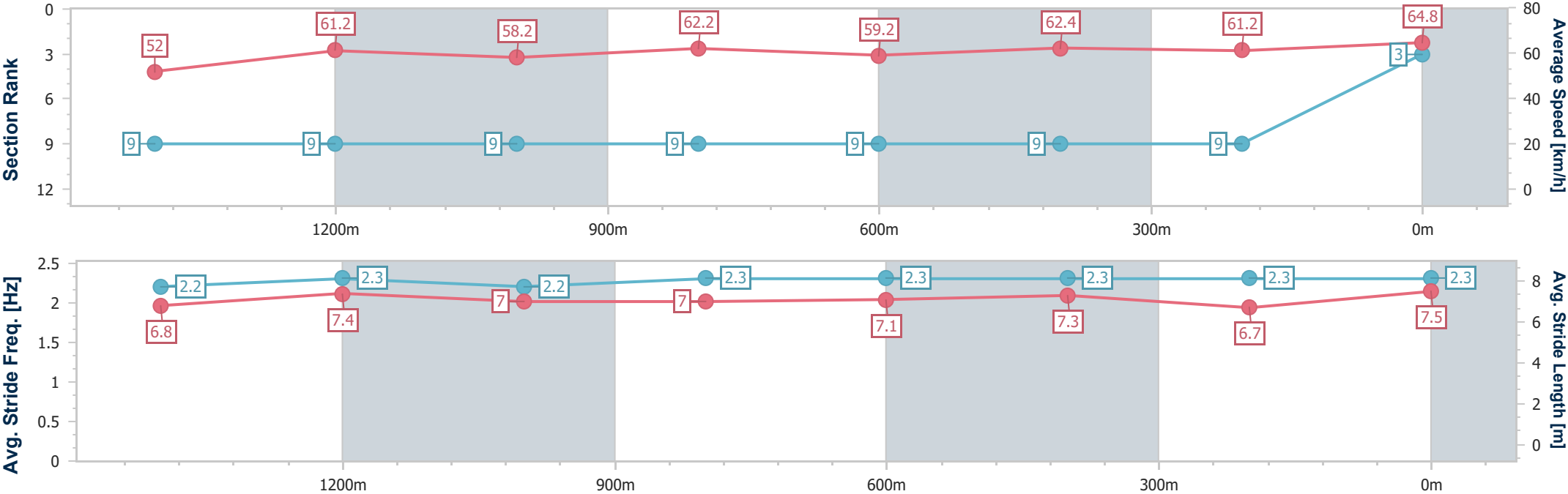




Horse/Jockey Name	Shedrivesabentley
Final Rank	3
Fastest Section Time (Section)	0:11.18 (200m)
Top Speed [km/h] (Section)	65.5 (200m)
Race State	Finished



Section	Overall	1400m	1200m	1000m	800m	600m	400m	200m					
Section Times	1:40.21 [3] (0:17.28)	1:22.93 [9] (0:11.74)	1:11.19 [9] (0:12.63)	0:58.56 [9] (0:11.70)	0:46.86 [9] (0:12.42)	0:34.44 [9] (0:11.59)	0:22.85 [9] (0:11.67)	0:11.18 [9] (0:11.18)					
Average Speed [km/h]	52.0	61.2	58.2	62.2	59.2	62.4	61.2	64.8					
Top Speed [km/h]	63.4	63.4	60.5	63.7	61.9	63.7	63.4	65.5					
Avg. Dist. to Rail [m]	5.1	4.2	2.3	2.0	2.2	1.2	1.6	1.6					
Avg. Stride Freq. [Hz]	2.2	2.3	2.2	2.3	2.3	2.3	2.3	2.3					
Avg. Stride Length [m]	6.8	7.4	7.0	7.0	7.1	7.3	6.7	7.5					

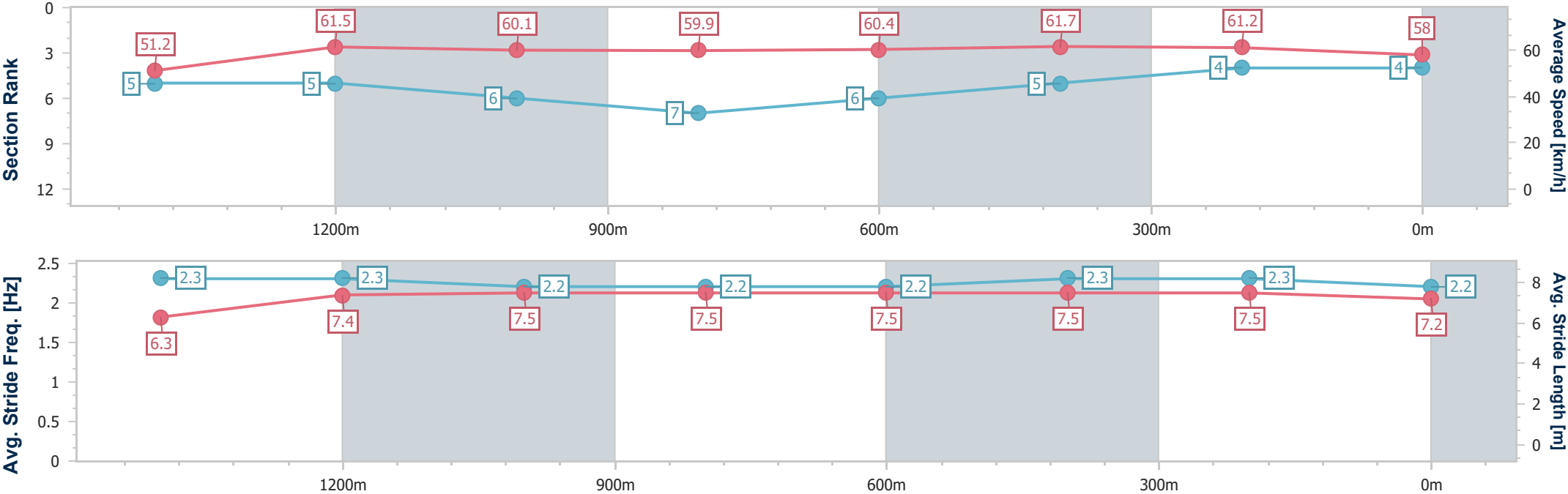




Horse/Jockey Name	Man Talk
Final Rank	4
Fastest Section Time (Section)	0:11.65 (1400m)
Top Speed [km/h] (Section)	64.7 (Overall)
Race State	Finished



Section	Overall	1400m	1200m	1000m	800m	600m	400m	200m					
Section Times	1:40.30 [4] (0:16.86)	1:23.44 [5] (0:11.65)	1:11.79 [5] (0:12.01)	0:59.78 [6] (0:12.00)	0:47.78 [7] (0:11.95)	0:35.83 [6] (0:11.69)	0:24.14 [5] (0:11.72)	0:12.42 [4] (0:12.42)					
Average Speed [km/h]	51.2	61.5	60.1	59.9	60.4	61.7	61.2	58.0					
Top Speed [km/h]	64.7	64.7	60.7	61.1	62.0	62.4	62.1	59.8					
Avg. Dist. to Rail [m]	1.4	0.7	0.2	0.3	0.5	0.5	0.9	2.7					
Avg. Stride Freq. [Hz]	2.3	2.3	2.2	2.2	2.2	2.3	2.3	2.2					
Avg. Stride Length [m]	6.3	7.4	7.5	7.5	7.5	7.5	7.5	7.2					





Horse/Jockey Name	Pharaline
Final Rank	5
Fastest Section Time (Section)	0:11.75 (1400m)
Top Speed [km/h] (Section)	64.8 (1400m)
Race State	Finished

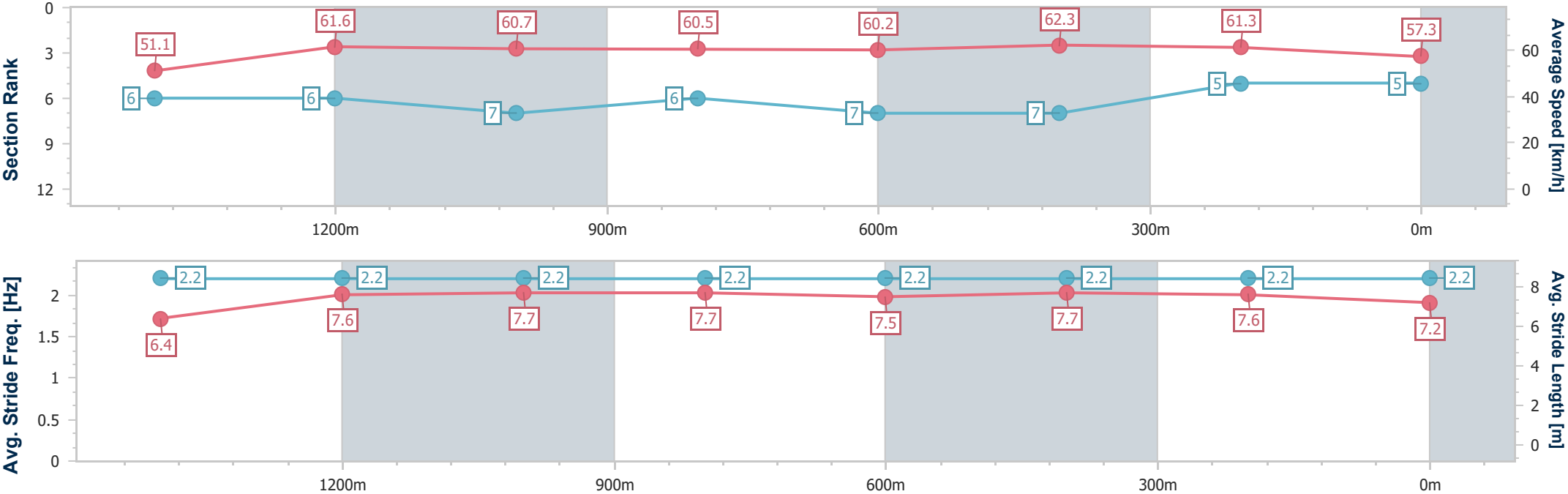


DoombenProfessional  
Race 2: MEKKA RACEDAY 16 AUGUST Maiden Plate - 1640m  
06 August 2025 - 13:08  
Track Rating: Good 4, Weather: Fine, Rail Position: +5.5m Entire



BRISBANE  
RACING CLUB

Section	Overall	1400m	1200m	1000m	800m	600m	400m	200m					
Section Times	1:40.71 [5] (0:16.90)	1:23.81 [6] (0:11.75)	1:12.06 [6] (0:11.90)	1:00.16 [7] (0:11.95)	0:48.21 [6] (0:12.11)	0:36.10 [7] (0:11.77)	0:24.33 [7] (0:11.76)	0:12.57 [5] (0:12.57)					
Average Speed [km/h]	51.1	61.6	60.7	60.5	60.2	62.3	61.3	57.3					
Top Speed [km/h]	63.4	64.8	61.3	60.7	61.8	63.4	62.2	59.8					
Avg. Dist. to Rail [m]	2.1	1.1	1.1	0.9	3.0	3.1	1.1	3.0					
Avg. Stride Freq. [Hz]	2.2	2.2	2.2	2.2	2.2	2.2	2.2	2.2					
Avg. Stride Length [m]	6.4	7.6	7.7	7.7	7.5	7.7	7.6	7.2					

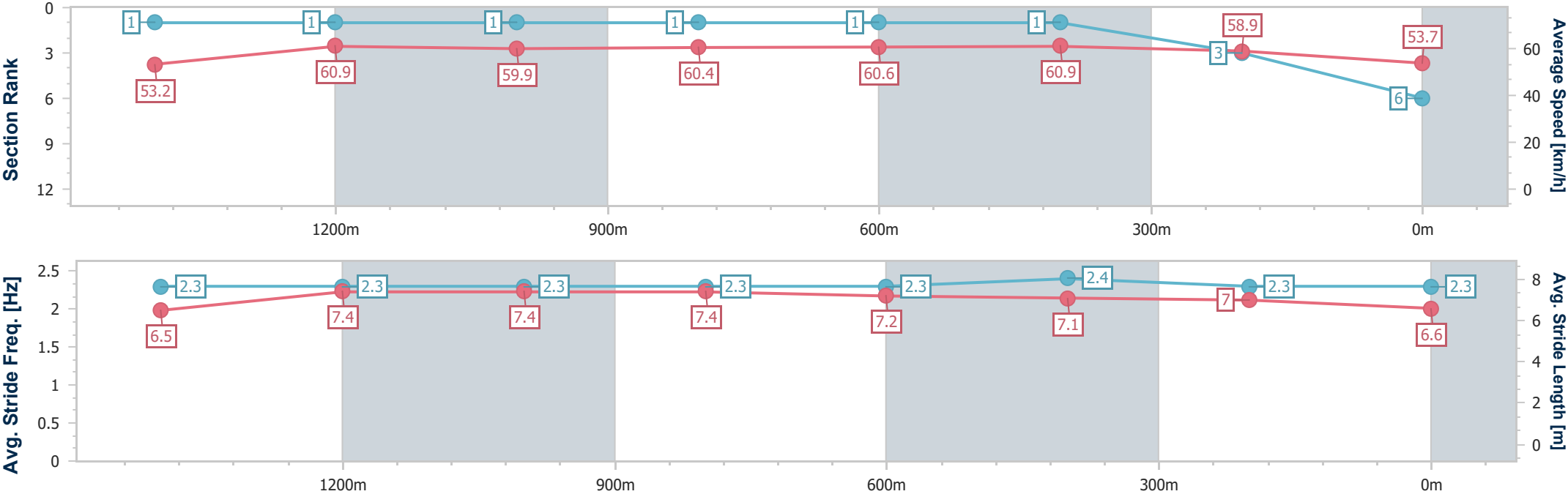




Horse/Jockey Name	Twin Island
Final Rank	6
Fastest Section Time (Section)	0:11.76 (1400m)
Top Speed [km/h] (Section)	64.3 (Overall)
Race State	Finished



Section	Overall	1400m	1200m	1000m	800m	600m	400m	200m					
Section Times	1:41.25 [6] (0:16.21)	1:25.04 [1] (0:11.76)	1:13.28 [1] (0:12.00)	1:01.28 [1] (0:11.91)	0:49.37 [1] (0:11.93)	0:37.44 [1] (0:11.84)	0:25.60 [1] (0:12.20)	0:13.40 [3] (0:13.40)					
Average Speed [km/h]	53.2	60.9	59.9	60.4	60.6	60.9	58.9	53.7					
Top Speed [km/h]	64.3	62.5	60.4	60.6	61.6	62.3	60.4	57.0					
Avg. Dist. to Rail [m]	2.7	1.0	0.5	0.3	0.9	0.6	0.8	0.8					
Avg. Stride Freq. [Hz]	2.3	2.3	2.3	2.3	2.3	2.4	2.3	2.3					
Avg. Stride Length [m]	6.5	7.4	7.4	7.4	7.2	7.1	7.0	6.6					







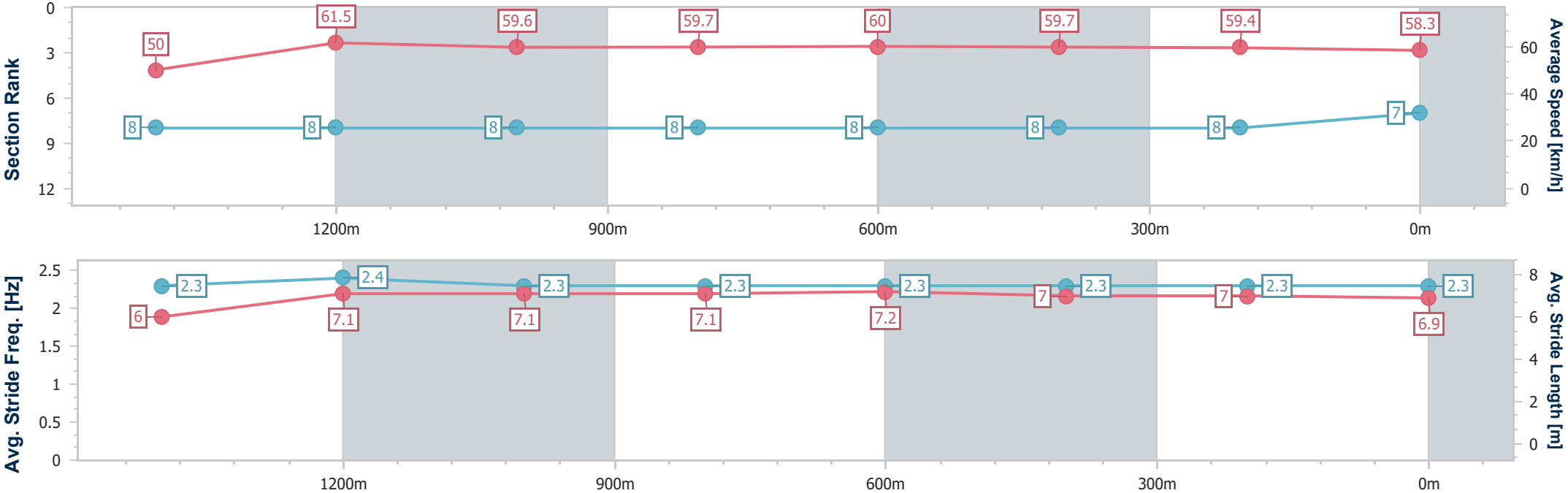
Horse/Jockey Name	Roxset
Final Rank	7
Fastest Section Time (Section)	0:11.67 (1400m)
Top Speed [km/h] (Section)	62.8 (1400m)
Race State	Finished



DoombenProfessional  
Race 2: MEKKA RACEDAY 16 AUGUST Maiden Plate - 1640m  
06 August 2025 - 13:08  
Track Rating: Good 4, Weather: Fine, Rail Position: +5.5m Entire



Section	Overall	1400m	1200m	1000m	800m	600m	400m	200m					
Section Times	1:41.30 [7] (0:17.20)	1:24.10 [8] (0:11.67)	1:12.43 [8] (0:12.10)	1:00.33 [8] (0:12.15)	0:48.18 [8] (0:11.95)	0:36.23 [8] (0:11.90)	0:24.33 [8] (0:11.99)	0:12.34 [8] (0:12.34)					
Average Speed [km/h]	50.0	61.5	59.6	59.7	60.0	59.7	59.4	58.3					
Top Speed [km/h]	62.6	62.8	60.1	61.2	61.0	60.6	60.5	60.3					
Avg. Dist. to Rail [m]	1.5	0.9	1.2	2.0	0.6	2.7	5.1	4.7					
Avg. Stride Freq. [Hz]	2.3	2.4	2.3	2.3	2.3	2.3	2.3	2.3					
Avg. Stride Length [m]	6.0	7.1	7.1	7.1	7.2	7.0	7.0	6.9					



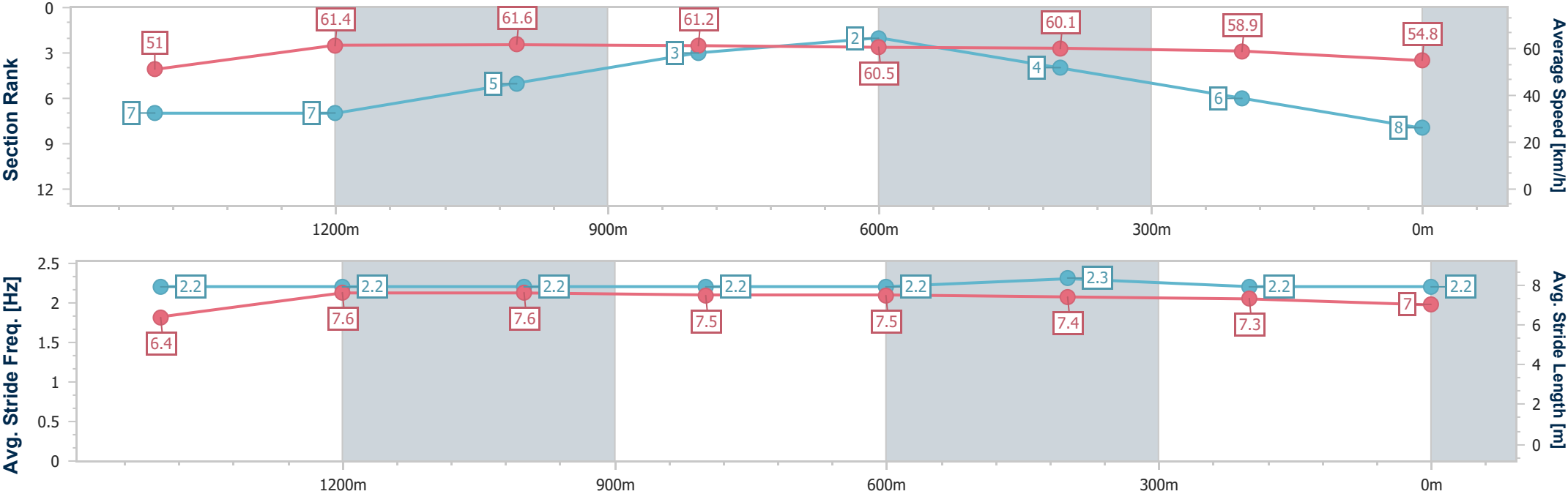
- [ ] Ranking at each section and finish
- .-.- No data available at this section
- NA No data available



Horse/Jockey Name	Ihaveseeinthelight
Final Rank	8
Fastest Section Time (Section)	0:11.68 (1200m)
Top Speed [km/h] (Section)	64.2 (Overall)
Race State	Finished



Section	Overall	1400m	1200m	1000m	800m	600m	400m	200m					
Section Times	1:41.46 [8] (0:16.92)	1:24.54 [7] (0:11.81)	1:12.73 [7] (0:11.68)	1:01.05 [5] (0:11.74)	0:49.31 [3] (0:11.92)	0:37.39 [2] (0:11.99)	0:25.40 [4] (0:12.32)	0:13.08 [6] (0:13.08)					
Average Speed [km/h]	51.0	61.4	61.6	61.2	60.5	60.1	58.9	54.8					
Top Speed [km/h]	64.2	63.3	62.6	62.5	61.5	61.6	59.6	57.5					
Avg. Dist. to Rail [m]	3.4	0.7	0.8	0.2	0.2	0.8	3.4	3.8					
Avg. Stride Freq. [Hz]	2.2	2.2	2.2	2.2	2.2	2.3	2.2	2.2					
Avg. Stride Length [m]	6.4	7.6	7.6	7.5	7.5	7.4	7.3	7.0					





Horse/Jockey Name	Lucifer The Cat
Final Rank	9
Fastest Section Time (Section)	0:11.74 (1400m)
Top Speed [km/h] (Section)	64.2 (Overall)
Race State	Finished

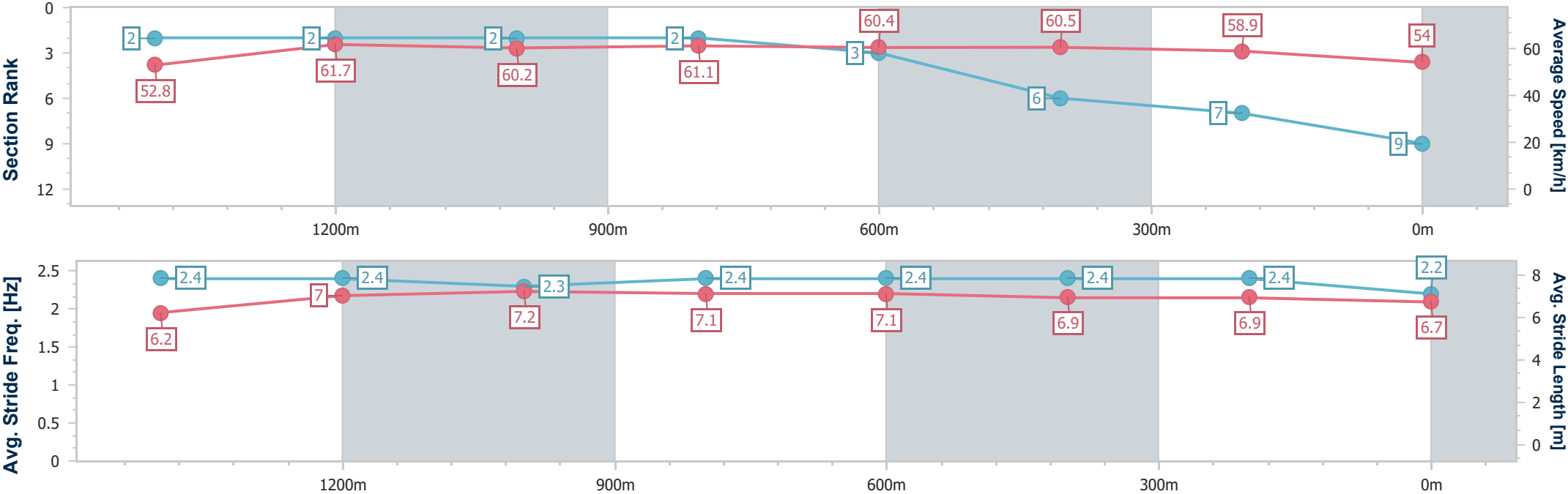


DoombenProfessional  
Race 2: MEKKA RACEDAY 16 AUGUST Maiden Plate - 1640m  
06 August 2025 - 13:08  
Track Rating: Good 4, Weather: Fine, Rail Position: +5.5m Entire



BRISBANE  
RACING CLUB

Section	Overall	1400m	1200m	1000m	800m	600m	400m	200m					
Section Times	1:41.76 [9] (0:16.40)	1:25.36 [2] (0:11.74)	1:13.62 [2] (0:11.98)	1:01.64 [2] (0:11.83)	0:49.81 [2] (0:12.16)	0:37.65 [3] (0:12.07)	0:25.58 [6] (0:12.25)	0:13.33 [7] (0:13.33)					
Average Speed [km/h]	52.8	61.7	60.2	61.1	60.4	60.5	58.9	54.0					
Top Speed [km/h]	64.2	63.7	61.2	62.2	61.7	62.4	60.6	56.5					
Avg. Dist. to Rail [m]	3.7	1.3	1.4	1.7	3.4	2.4	2.4	1.3					
Avg. Stride Freq. [Hz]	2.4	2.4	2.3	2.4	2.4	2.4	2.4	2.2					
Avg. Stride Length [m]	6.2	7.0	7.2	7.1	7.1	6.9	6.9	6.7					





## DoombenProfessional

### Race 3: THE GIBSON Class 3 Handicap - WEIGHTS RAISED 2.0 - 2040m

06 August 2025 - 13:43



BRISBANE  
RACING CLUB

Track Rating: Good 4, Weather: Fine, Rail Position: +5.5m Entire

Section						Overall	1800m	1600m	1400m	1200m	1000m	800m	Last 600m		
Field Times						2:05.98 (0:16.28)	1:49.70 (0:11.58)	1:38.12 (0:11.28)	1:26.84 (0:12.02)	1:14.82 (0:12.42)	1:02.40 (0:12.61)	0:49.79 (0:12.78)	0:37.01		
Rank	TAB	Horse/Jockey	Barrier	Top Speed [km/h]	Fastest Section									Distance Travelled [m]	
1	1	MISTRESSOFILLUSION	4	65.8	0:11.65	2:05.98 [1]	1:49.50 [5]	1:37.85 [6]	1:25.98 [6]	1:14.01 [6]	1:01.45 [6]	0:48.99 [7]	0:36.21		
		Ben Thompson		Overall	1800m	(0:16.48)	(0:11.65)	(0:11.87)	(0:11.97)	(0:12.56)	(0:12.46)	(0:12.78)			
2	4	MISS CHENERY	5	66.0	0:11.55	2:06.07 [2]	1:49.76 [2]	1:38.21 [2]	1:26.25 [4]	1:14.28 [5]	1:01.77 [5]	0:49.26 [5]	0:36.48 +4		
		Damien Thornton		Overall	1800m	(0:16.31)	(0:11.55)	(0:11.96)	(0:11.97)	(0:12.51)	(0:12.51)	(0:12.78)			
3	7	PLEADEEL	1	65.3	0:11.47	2:06.17 [3]	1:49.55 [7]	1:38.08 [5]	1:26.31 [5]	1:14.45 [4]	1:02.04 [4]	0:49.59 [3]	0:36.89 -1		
		Tahlia Fenlon		Overall	1800m	(0:16.62)	(0:11.47)	(0:11.77)	(0:11.86)	(0:12.41)	(0:12.45)	(0:12.70)			
4	2	AKKADIAN EMPEROR	2	64.7	0:11.84	2:06.40 [4]	1:49.81 [6]	1:37.97 [8]	1:26.13 [8]	1:14.09 [8]	1:01.55 [8]	0:49.12 [8]	0:36.46 +2		
		Heavelon Van Der Hoven		Overall	1800m	(0:16.59)	(0:11.84)	(0:11.84)	(0:12.04)	(0:12.54)	(0:12.43)	(0:12.66)			
5	8	BRIGHT THE SUN	6	64.7	0:11.50	2:06.63 [5]	1:49.71 [8]	1:38.21 [7]	1:26.43 [7]	1:14.56 [7]	1:02.10 [7]	0:49.69 [6]	0:37.00 +0		
		Noriyuki Masuda		1800m	1800m	(0:16.92)	(0:11.50)	(0:11.78)	(0:11.87)	(0:12.46)	(0:12.41)	(0:12.69)			
6	5	TAMBOURINE MAN	7	65.9	0:11.22	2:06.81 [6]	1:50.38 [3]	1:38.89 [3]	1:27.67 [1]	1:15.65 [1]	1:03.23 [1]	0:50.62 [1]	0:37.84 +3		
		Karl Zechner		1800m	1600m	(0:16.43)	(0:11.49)	(0:11.22)	(0:12.02)	(0:12.42)	(0:12.61)	(0:12.78)			
7	6	PIREONTI	8	65.5	0:11.65	2:07.16 [7]	1:50.88 [1]	1:39.20 [4]	1:27.55 [3]	1:15.56 [3]	1:03.05 [3]	0:50.56 [4]	0:37.77 +8		
		Tiffani Brooker		Overall	1600m	(0:16.28)	(0:11.68)	(0:11.65)	(0:11.99)	(0:12.51)	(0:12.49)	(0:12.79)			
8	3	OKESUTORA	3	65.6	0:11.38	2:07.31 [8]	1:50.83 [4]	1:39.45 [1]	1:27.96 [2]	1:16.00 [2]	1:03.58 [2]	0:51.00 [2]	0:38.26 +1		
		Cobi Vitler		1800m	1800m	(0:16.48)	(0:11.38)	(0:11.49)	(0:11.96)	(0:12.42)	(0:12.58)	(0:12.74)			



## DoombenProfessional

### Race 3: THE GIBSON Class 3 Handicap - WEIGHTS RAISED 2.0 - 2040m

06 August 2025 - 13:43



BRISBANE  
RACING CLUB

Track Rating: Good 4, Weather: Fine, Rail Position: +5.5m Entire

Section		600m			400m			200m			Last 600m	
Field Times		0:37.01 (0:12.15)			0:24.86 (0:12.14)			0:12.72 (0:12.72)			0:37.01	
Rank	TAB Horse/Jockey	Barrier	Top Speed [km/h]	Fastest Section	Margin			Distance Travelled [m]				
1	1 MISTRESSOFILLUSION Ben Thompson	4	65.8	0:11.65 Overall 1800m	0:36.21 [7] (0:11.80)	0:24.41 [5] (0:11.91)	0:12.50 [5] (0:12.50)	2:05.98	0:36.21			
2	4 MISS CHENERY Damien Thornton	5	66.0	0:11.55 Overall 1800m	0:36.48 [5] (0:11.86)	0:24.62 [4] (0:11.86)	0:12.76 [2] (0:12.76)	0.51L	0:36.48			+4
3	7 PLEADEEL Tahlia Fenlon	1	65.3	0:11.47 Overall 1800m	0:36.89 [3] (0:12.07)	0:24.82 [3] (0:11.91)	0:12.91 [1] (0:12.91)	1.14L	0:36.89			-1
4	2 AKKADIAN EMPEROR Heavelon Van Der Hoven	2	64.7	0:11.84 Overall 1800m	0:36.46 [8] (0:11.92)	0:24.54 [8] (0:11.85)	0:12.69 [7] (0:12.69)	2.45L	0:36.46			+2
5	8 BRIGHT THE SUN Noriyuki Masuda	6	64.7	0:11.50 1800m 1800m	0:37.00 [6] (0:11.96)	0:25.04 [6] (0:12.05)	0:12.99 [6] (0:12.99)	3.84L	0:37.00			+0
6	5 TAMBOURINE MAN Karl Zechner	7	65.9	0:11.22 1800m 1600m	0:37.84 [1] (0:12.17)	0:25.67 [2] (0:12.22)	0:13.45 [3] (0:13.45)	4.86L	0:37.84			+3
7	6 PIREONTI Tiffani Brooker	8	65.5	0:11.65 Overall 1600m	0:37.77 [4] (0:12.20)	0:25.57 [7] (0:12.33)	0:13.24 [8] (0:13.24)	6.92L	0:37.77			+8
8	3 OKESUTORA Cobi Vitler	3	65.6	0:11.38 1800m 1800m	0:38.26 [2] (0:12.07)	0:26.19 [1] (0:12.36)	0:13.83 [4] (0:13.83)	7.82L	0:38.26			+1



Horse/Jockey Name	Mistressofillusion
Final Rank	1
Fastest Section Time (Section)	0:11.65 (1800m)
Top Speed [km/h] (Section)	65.8 (Overall)
Race State	Finished

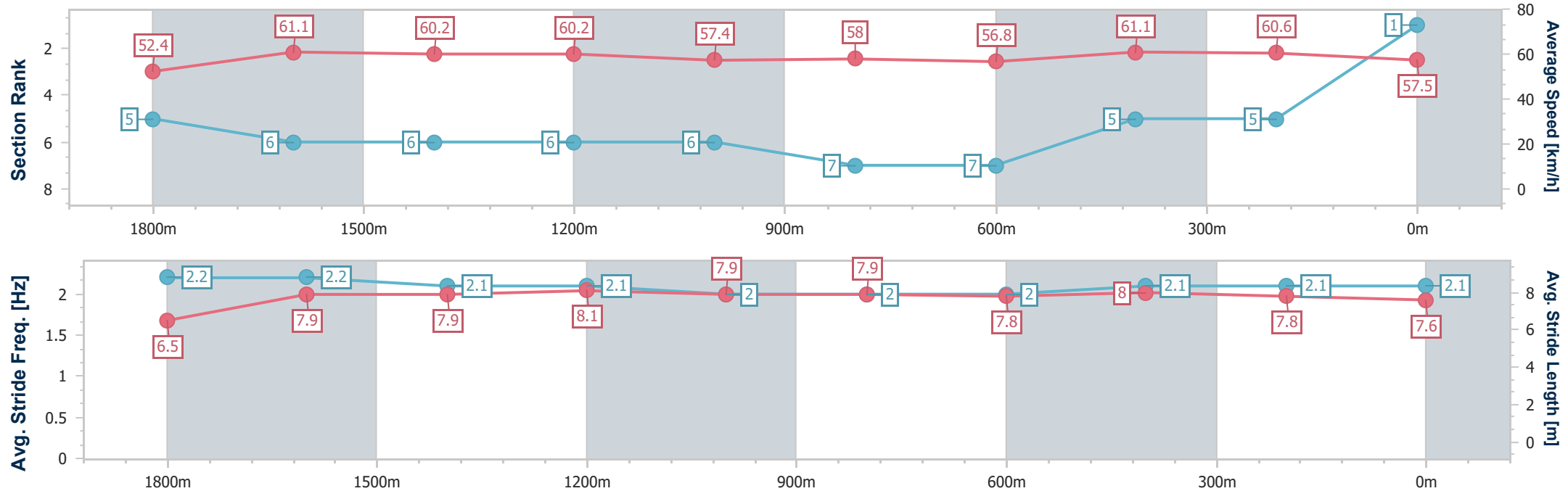


DoombenProfessional  
Race 3: THE GIBSON Class 3 Handicap - WEIGHTS RAISED 2.0  
- 2040m  
06 August 2025 - 13:43  
Track Rating: Good 4, Weather: Fine, Rail Position: +5.5m Entire



BRISBANE  
RACING CLUB

Section	Overall	1800m	1600m	1400m	1200m	1000m	800m	600m	400m	200m			
Section Times	2:05.98 [1] (0:16.48)	1:49.50 [5] (0:11.65)	1:37.85 [6] (0:11.87)	1:25.98 [6] (0:11.97)	1:14.01 [6] (0:12.56)	1:01.45 [6] (0:12.46)	0:48.99 [7] (0:12.78)	0:36.21 [7] (0:11.80)	0:24.41 [5] (0:11.91)	0:12.50 [5] (0:12.50)			
Average Speed [km/h]	52.4	61.1	60.2	60.2	57.4	58.0	56.8	61.1	60.6	57.5			
Top Speed [km/h]	65.8	63.8	61.3	60.7	58.3	59.9	59.2	61.9	61.4	59.3			
Avg. Dist. to Rail [m]	1.3	1.7	1.5	0.3	1.4	1.5	1.4	0.4	2.5	3.4			
Avg. Stride Freq. [Hz]	2.2	2.2	2.1	2.1	2.0	2.0	2.0	2.1	2.1	2.1			
Avg. Stride Length [m]	6.5	7.9	7.9	8.1	7.9	7.9	7.8	8.0	7.8	7.6			



[ ] Ranking at each section and finish  
- - - - - No data available at this section  
NA No data available



Horse/Jockey Name	Miss Chenery
Final Rank	2
Fastest Section Time (Section)	0:11.55 (1800m)
Top Speed [km/h] (Section)	66.0 (Overall)
Race State	Finished

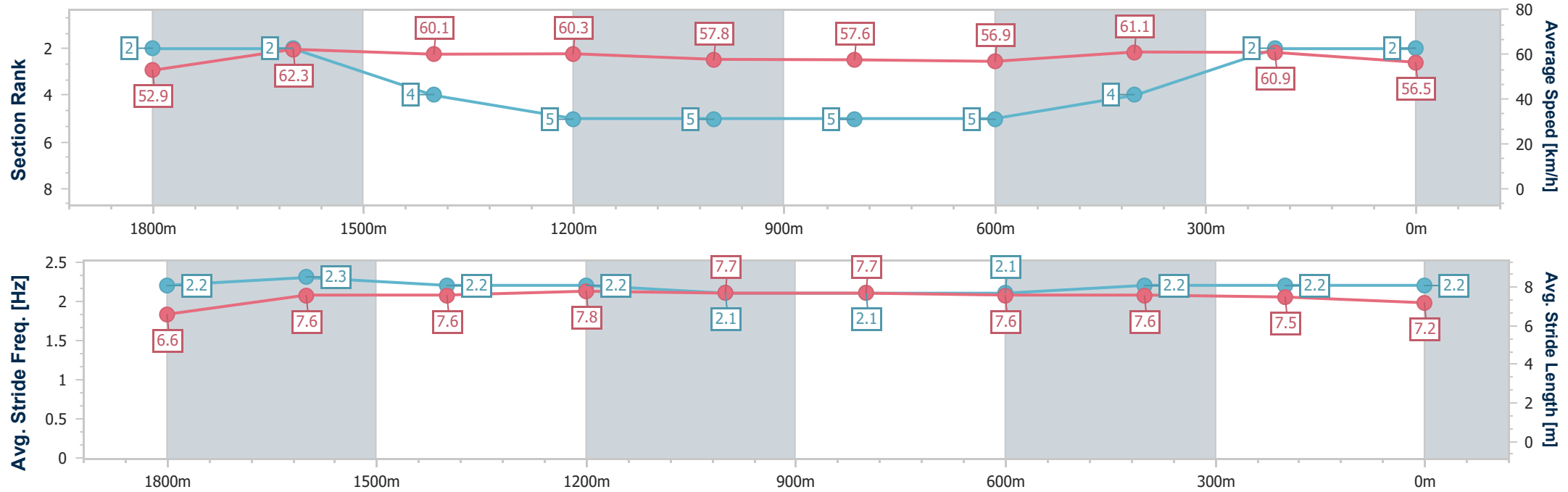


DoombenProfessional  
Race 3: THE GIBSON Class 3 Handicap - WEIGHTS RAISED 2.0 - 2040m  
06 August 2025 - 13:43  
Track Rating: Good 4, Weather: Fine, Rail Position: +5.5m Entire



BRISBANE  
RACING CLUB

Section	Overall	1800m	1600m	1400m	1200m	1000m	800m	600m	400m	200m			
Section Times	2:06.07 [2] (0:16.31)	1:49.76 [2] (0:11.55)	1:38.21 [2] (0:11.96)	1:26.25 [4] (0:11.97)	1:14.28 [5] (0:12.51)	1:01.77 [5] (0:12.51)	0:49.26 [5] (0:12.78)	0:36.48 [5] (0:11.86)	0:24.62 [4] (0:11.86)	0:12.76 [2] (0:12.76)			
Average Speed [km/h]	52.9	62.3	60.1	60.3	57.8	57.6	56.9	61.1	60.9	56.5			
Top Speed [km/h]	66.0	65.0	61.1	61.6	58.3	59.3	58.9	62.4	61.8	60.0			
Avg. Dist. to Rail [m]	2.9	0.5	0.4	0.6	1.3	1.3	1.6	1.4	2.3	1.7			
Avg. Stride Freq. [Hz]	2.2	2.3	2.2	2.2	2.1	2.1	2.1	2.2	2.2	2.2			
Avg. Stride Length [m]	6.6	7.6	7.6	7.8	7.7	7.7	7.6	7.6	7.5	7.2			



[ ] Ranking at each section and finish  
-.-.- No data available at this section  
NA No data available



Horse/Jockey Name	Pleadeel
Final Rank	3
Fastest Section Time (Section)	0:11.47 (1800m)
Top Speed [km/h] (Section)	65.3 (Overall)
Race State	Finished

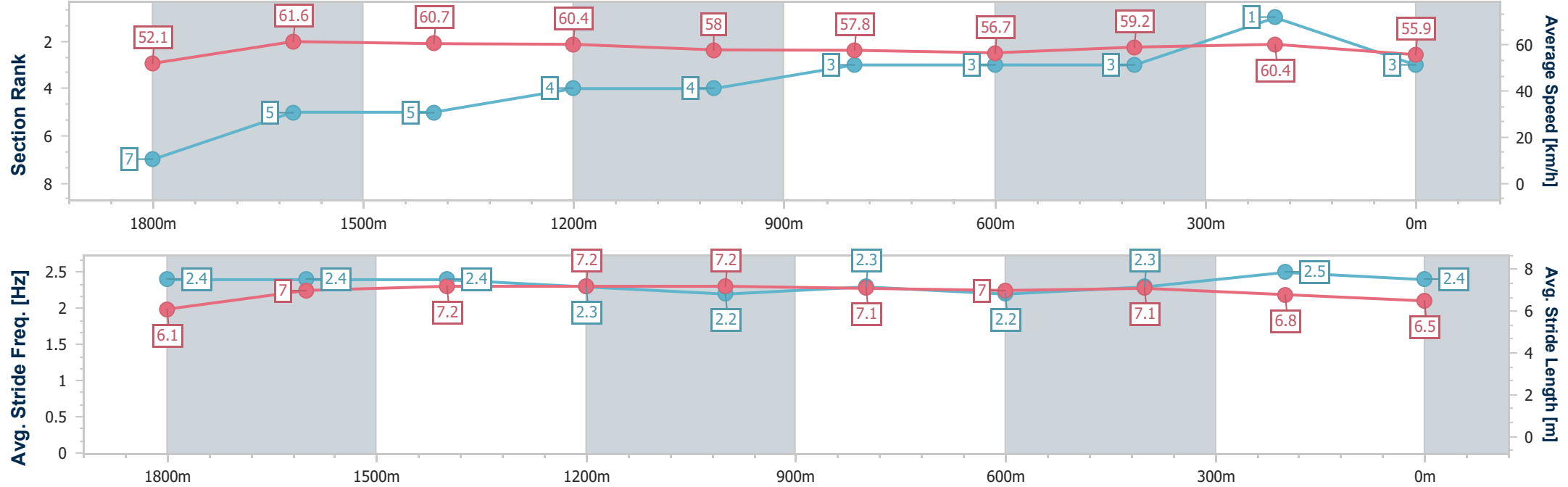


DoombenProfessional  
Race 3: THE GIBSON Class 3 Handicap - WEIGHTS RAISED 2.0 - 2040m  
06 August 2025 - 13:43  
Track Rating: Good 4, Weather: Fine, Rail Position: +5.5m Entire



BRISBANE  
RACING CLUB

Section	Overall	1800m	1600m	1400m	1200m	1000m	800m	600m	400m	200m			
Section Times	2:06.17 [3] (0:16.62)	1:49.55 [7] (0:11.47)	1:38.08 [5] (0:11.77)	1:26.31 [5] (0:11.86)	1:14.45 [4] (0:12.41)	1:02.04 [4] (0:12.45)	0:49.59 [3] (0:12.70)	0:36.89 [3] (0:12.07)	0:24.82 [3] (0:11.91)	0:12.91 [1] (0:12.91)			
Average Speed [km/h]	52.1	61.6	60.7	60.4	58.0	57.8	56.7	59.2	60.4	55.9			
Top Speed [km/h]	65.3	64.7	62.0	62.1	59.1	59.2	58.9	60.3	61.3	58.5			
Avg. Dist. to Rail [m]	3.1	3.0	2.0	0.6	0.1	0.2	0.5	1.0	0.4	0.7			
Avg. Stride Freq. [Hz]	2.4	2.4	2.4	2.3	2.2	2.3	2.2	2.3	2.5	2.4			
Avg. Stride Length [m]	6.1	7.0	7.2	7.2	7.2	7.1	7.0	7.1	6.8	6.5			



[ ] Ranking at each section and finish  
-.-.- No data available at this section  
NA No data available





Horse/Jockey Name	Akkadian Emperor
Final Rank	4
Fastest Section Time (Section)	0:11.84 (1800m)
Top Speed [km/h] (Section)	64.7 (Overall)
Race State	Finished

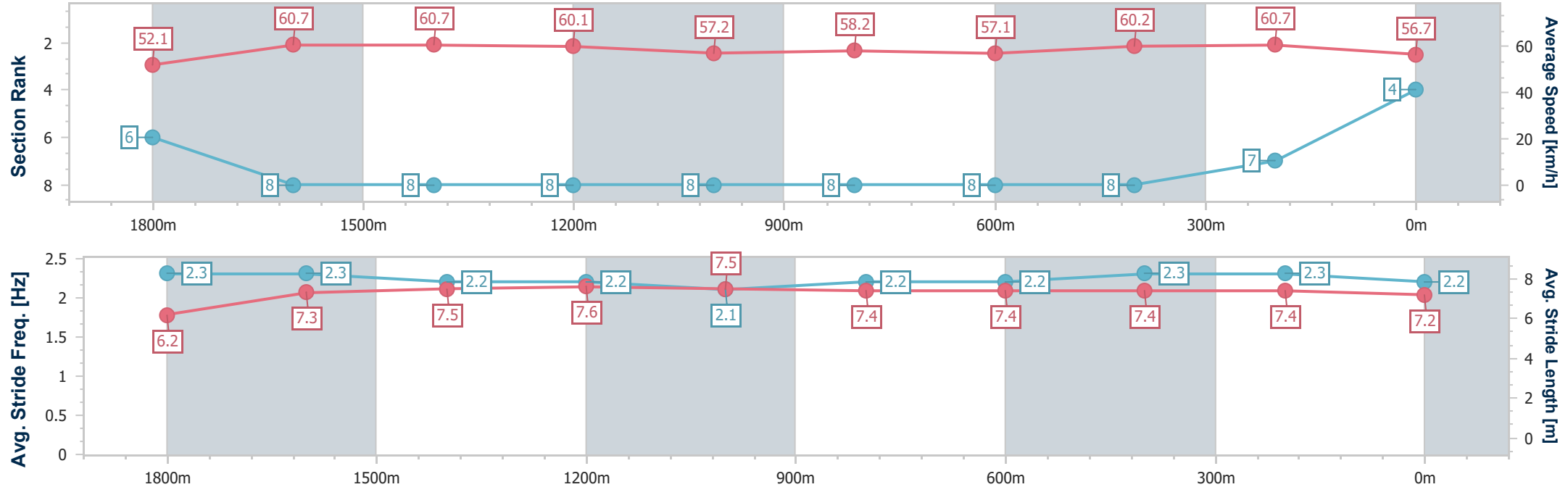


DoombenProfessional  
Race 3: THE GIBSON Class 3 Handicap - WEIGHTS RAISED 2.0 - 2040m  
06 August 2025 - 13:43  
Track Rating: Good 4, Weather: Fine, Rail Position: +5.5m Entire



BRISBANE  
RACING CLUB

Section	Overall	1800m	1600m	1400m	1200m	1000m	800m	600m	400m	200m			
Section Times	2:06.40 [4] (0:16.59)	1:49.81 [6] (0:11.84)	1:37.97 [8] (0:11.84)	1:26.13 [8] (0:12.04)	1:14.09 [8] (0:12.54)	1:01.55 [8] (0:12.43)	0:49.12 [8] (0:12.66)	0:36.46 [8] (0:11.92)	0:24.54 [8] (0:11.85)	0:12.69 [7] (0:12.69)			
Average Speed [km/h]	52.1	60.7	60.7	60.1	57.2	58.2	57.1	60.2	60.7	56.7			
Top Speed [km/h]	64.7	63.7	62.1	60.4	59.9	58.8	58.1	61.3	61.3	59.6			
Avg. Dist. to Rail [m]	0.7	0.8	0.8	0.6	1.2	1.2	0.4	0.4	0.5	1.9			
Avg. Stride Freq. [Hz]	2.3	2.3	2.2	2.2	2.1	2.2	2.2	2.3	2.3	2.2			
Avg. Stride Length [m]	6.2	7.3	7.5	7.6	7.5	7.4	7.4	7.4	7.4	7.2			





Horse/Jockey Name	Bright The Sun
Final Rank	5
Fastest Section Time (Section)	0:11.50 (1800m)
Top Speed [km/h] (Section)	64.7 (1800m)
Race State	Finished

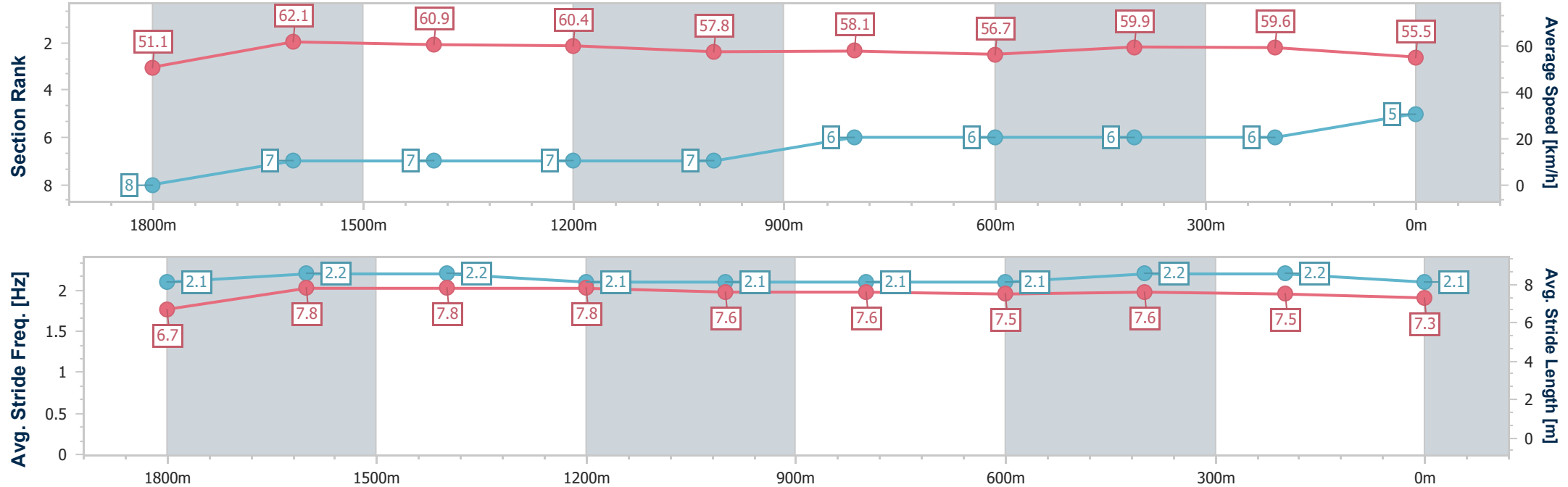


DoombenProfessional  
Race 3: THE GIBSON Class 3 Handicap - WEIGHTS RAISED 2.0 - 2040m  
06 August 2025 - 13:43  
Track Rating: Good 4, Weather: Fine, Rail Position: +5.5m Entire



BRISBANE  
RACING CLUB

Section	Overall	1800m	1600m	1400m	1200m	1000m	800m	600m	400m	200m			
Section Times	2:06.63 [5] (0:16.92)	1:49.71 [8] (0:11.50)	1:38.21 [7] (0:11.78)	1:26.43 [7] (0:11.87)	1:14.56 [7] (0:12.46)	1:02.10 [7] (0:12.41)	0:49.69 [6] (0:12.69)	0:37.00 [6] (0:11.96)	0:25.04 [6] (0:12.05)	0:12.99 [6] (0:12.99)			
Average Speed [km/h]	51.1	62.1	60.9	60.4	57.8	58.1	56.7	59.9	59.6	55.5			
Top Speed [km/h]	64.5	64.7	62.3	61.0	59.6	59.2	58.2	61.0	60.8	57.3			
Avg. Dist. to Rail [m]	2.3	1.5	1.3	0.4	0.4	0.5	0.2	0.7	0.7	1.7			
Avg. Stride Freq. [Hz]	2.1	2.2	2.2	2.1	2.1	2.1	2.1	2.2	2.2	2.1			
Avg. Stride Length [m]	6.7	7.8	7.8	7.8	7.6	7.6	7.5	7.6	7.5	7.3			



[ ] Ranking at each section and finish  
- - - - - No data available at this section  
NA No data available



Horse/Jockey Name	Tambourine Man
Final Rank	6
Fastest Section Time (Section)	0:11.22 (1600m)
Top Speed [km/h] (Section)	65.9 (1800m)
Race State	Finished

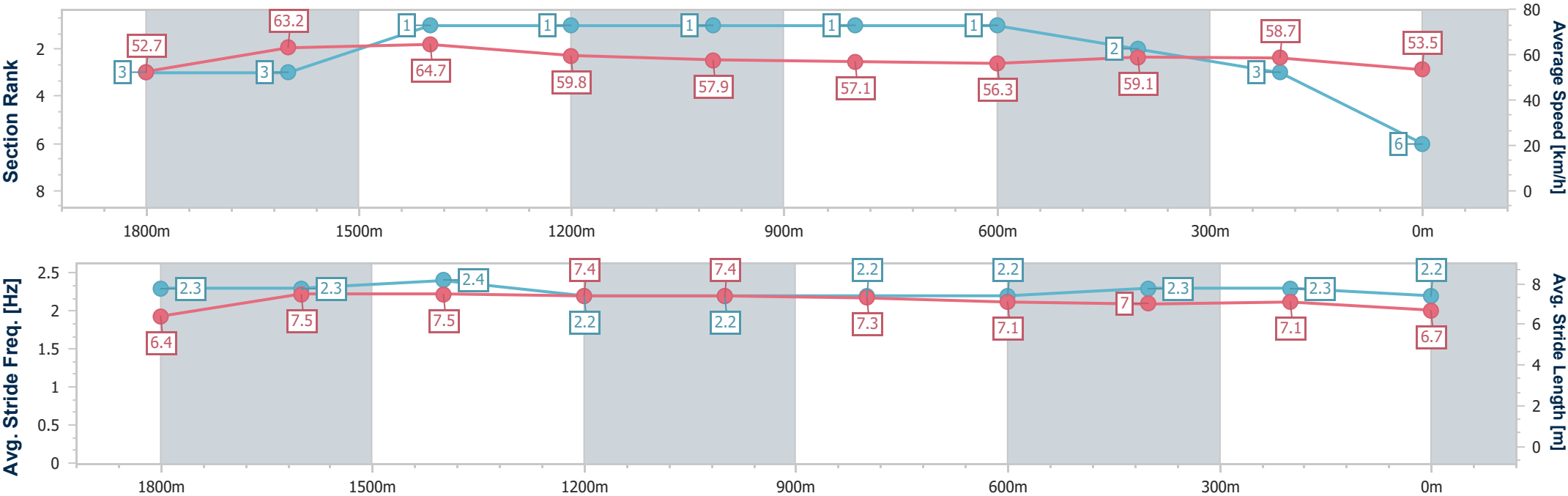


DoombenProfessional  
Race 3: THE GIBSON Class 3 Handicap - WEIGHTS RAISED 2.0  
- 2040m  
06 August 2025 - 13:43  
Track Rating: Good 4, Weather: Fine, Rail Position: +5.5m Entire



BRISBANE  
RACING CLUB

Section	Overall	1800m	1600m	1400m	1200m	1000m	800m	600m	400m	200m			
Section Times	2:06.81 [6] (0:16.43)	1:50.38 [3] (0:11.49)	1:38.89 [3] (0:11.22)	1:27.67 [1] (0:12.02)	1:15.65 [1] (0:12.42)	1:03.23 [1] (0:12.61)	0:50.62 [1] (0:12.78)	0:37.84 [1] (0:12.17)	0:25.67 [2] (0:12.22)	0:13.45 [3] (0:13.45)			
Average Speed [km/h]	52.7	63.2	64.7	59.8	57.9	57.1	56.3	59.1	58.7	53.5			
Top Speed [km/h]	64.8	65.9	65.3	63.4	58.4	58.2	58.2	59.3	59.4	56.9			
Avg. Dist. to Rail [m]	4.8	2.4	1.6	0.2	0.4	0.5	0.2	0.8	1.6	0.7			
Avg. Stride Freq. [Hz]	2.3	2.3	2.4	2.2	2.2	2.2	2.2	2.3	2.3	2.2			
Avg. Stride Length [m]	6.4	7.5	7.5	7.4	7.4	7.3	7.1	7.0	7.1	6.7			





Horse/Jockey Name	Pireonti
Final Rank	7
Fastest Section Time (Section)	0:11.65 (1600m)
Top Speed [km/h] (Section)	65.5 (Overall)
Race State	Finished

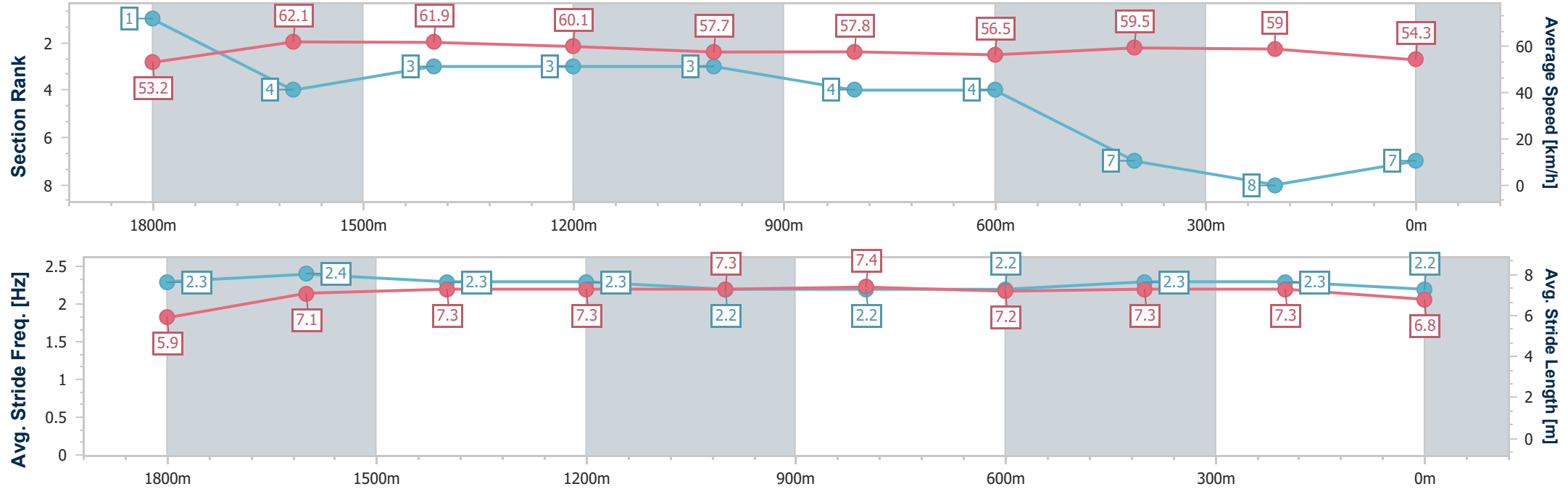


DoombenProfessional  
Race 3: THE GIBSON Class 3 Handicap - WEIGHTS RAISED 2.0 - 2040m  
06 August 2025 - 13:43  
Track Rating: Good 4, Weather: Fine, Rail Position: +5.5m Entire



BRISBANE  
RACING CLUB

Section	Overall	1800m	1600m	1400m	1200m	1000m	800m	600m	400m	200m			
Section Times	2:07.16 [7] (0:16.28)	1:50.88 [1] (0:11.68)	1:39.20 [4] (0:11.65)	1:27.55 [3] (0:11.99)	1:15.56 [3] (0:12.51)	1:03.05 [3] (0:12.49)	0:50.56 [4] (0:12.79)	0:37.77 [4] (0:12.20)	0:25.57 [7] (0:12.33)	0:13.24 [8] (0:13.24)			
Average Speed [km/h]	53.2	62.1	61.9	60.1	57.7	57.8	56.5	59.5	59.0	54.3			
Top Speed [km/h]	65.5	64.9	63.6	61.8	59.0	59.4	58.6	60.4	59.6	58.9			
Avg. Dist. to Rail [m]	5.2	1.6	1.0	0.5	0.6	0.6	1.0	1.8	4.7	6.8			
Avg. Stride Freq. [Hz]	2.3	2.4	2.3	2.3	2.2	2.2	2.2	2.3	2.3	2.2			
Avg. Stride Length [m]	5.9	7.1	7.3	7.3	7.3	7.4	7.2	7.3	7.3	6.8			





Horse/Jockey Name	Okesutora
Final Rank	8
Fastest Section Time (Section)	0:11.38 (1800m)
Top Speed [km/h] (Section)	65.6 (1800m)
Race State	Finished

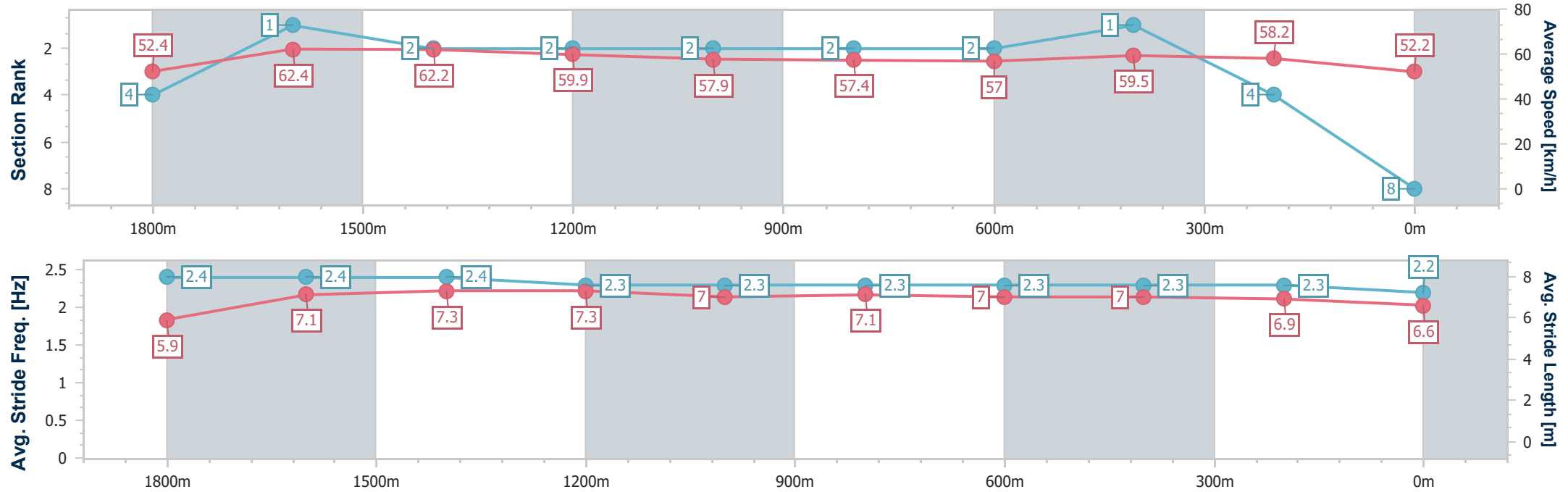


DoombenProfessional  
Race 3: THE GIBSON Class 3 Handicap - WEIGHTS RAISED 2.0 - 2040m  
06 August 2025 - 13:43  
Track Rating: Good 4, Weather: Fine, Rail Position: +5.5m Entire



BRISBANE  
RACING CLUB

Section	Overall	1800m	1600m	1400m	1200m	1000m	800m	600m	400m	200m			
Section Times	2:07.31 [8] (0:16.48)	1:50.83 [4] (0:11.38)	1:39.45 [1] (0:11.49)	1:27.96 [2] (0:11.96)	1:16.00 [2] (0:12.42)	1:03.58 [2] (0:12.58)	0:51.00 [2] (0:12.74)	0:38.26 [2] (0:12.07)	0:26.19 [1] (0:12.36)	0:13.83 [4] (0:13.83)			
Average Speed [km/h]	52.4	62.4	62.2	59.9	57.9	57.4	57.0	59.5	58.2	52.2			
Top Speed [km/h]	64.8	65.6	63.4	61.7	59.2	58.8	58.8	60.1	60.1	55.4			
Avg. Dist. to Rail [m]	1.1	1.9	2.3	0.9	1.1	1.5	1.1	0.4	0.4	0.3			
Avg. Stride Freq. [Hz]	2.4	2.4	2.4	2.3	2.3	2.3	2.3	2.3	2.3	2.2			
Avg. Stride Length [m]	5.9	7.1	7.3	7.3	7.0	7.1	7.0	7.0	6.9	6.6			



[ ] Ranking at each section and finish  
-.-.- No data available at this section  
NA No data available



**DoombenProfessional**  
**Race 4: COUNTRY MUSIC RACEDAY ON SALE NOW Class 5 Handicap - 1350m**

**06 August 2025 - 14:19**



**Track Rating: Good 4, Weather: Fine, Rail Position: +5.5m Entire**

Section						Overall	1200m	1000m	800m	600m	400m	Last 600m	
Field Times						1:20.75 (0:10.96)	1:09.79 (0:11.03)	0:58.76 (0:11.67)	0:47.09 (0:12.35)	0:34.74 (0:12.25)	0:22.49 (0:11.11)	0:34.74	
Rank	TAB	Horse/Jockey	Barrier	Top Speed [km/h]	Fastest Section								Distance Travelled [m]
1	4	BLAZEN BOOTS	7	67.4	0:10.96	1:20.75 [1]	1:09.79 [1]	0:58.76 [1]	0:47.09 [1]	0:34.74 [1]	0:22.44 [2]	0:34.74	
		Ben Thompson		400m	Overall	(0:10.96)	(0:11.03)	(0:11.67)	(0:12.35)	(0:12.30)	(0:11.06)		
2	1	TONNEOFGRIT	1	67.9	0:10.99	1:20.82 [2]	1:09.56 [5]	0:58.33 [4]	0:46.67 [4]	0:34.44 [5]	0:22.34 [4]	0:34.44 -2	
		Jag Guthmann-Chester		400m	400m	(0:11.26)	(0:11.23)	(0:11.66)	(0:12.23)	(0:12.10)	(0:10.99)		
3	2	KEITEL	6	68.2	0:10.97	1:20.93 [3]	1:09.27 [7]	0:57.97 [7]	0:46.40 [7]	0:34.36 [7]	0:22.33 [6]	0:34.36 -4	
		Ryan Maloney		400m	400m	(0:11.66)	(0:11.30)	(0:11.57)	(0:12.04)	(0:12.03)	(0:10.97)		
4	8	SMART ACTION	4	67.5	0:10.94	1:21.05 [4]	1:09.63 [6]	0:58.27 [6]	0:46.69 [6]	0:34.50 [6]	0:22.31 [7]	0:34.50 -4	
		Tahlia Fenlon		400m	400m	(0:11.42)	(0:11.36)	(0:11.58)	(0:12.19)	(0:12.19)	(0:10.94)		
5	7	MERCHANT LADY	2	66.8	0:11.03	1:21.11 [5]	1:10.08 [2]	0:58.74 [2]	0:47.02 [3]	0:34.76 [4]	0:22.53 [5]	0:34.76 -4	
		Heavelon Van Der Hoven		400m	Overall	(0:11.03)	(0:11.34)	(0:11.72)	(0:12.26)	(0:12.23)	(0:11.06)		
6	3	GODFATHER	3	65.6	0:11.06	1:21.19 [6]	1:10.13 [3]	0:58.81 [3]	0:47.22 [2]	0:35.03 [2]	0:22.93 [1]	0:35.03 -2	
		Andrew Mallyon		400m	Overall	(0:11.06)	(0:11.32)	(0:11.59)	(0:12.19)	(0:12.10)	(0:11.20)		
7	6	BALTRAY	5	65.5	0:11.22	1:21.75 [7]	1:10.53 [4]	0:59.13 [5]	0:47.54 [5]	0:35.42 [3]	0:23.32 [3]	0:35.42 +1	
		Cobi Vitler		1200m	Overall	(0:11.22)	(0:11.40)	(0:11.59)	(0:12.12)	(0:12.10)	(0:11.28)		

**Scratched: Drang A Tang (#5)**



**DoombenProfessional**  
**Race 4: COUNTRY MUSIC RACEDAY ON SALE NOW Class 5 Handicap -**  
**1350m**  
**06 August 2025 - 14:19**



Track Rating: Good 4, Weather: Fine, Rail Position: +5.5m Entire

Section				200m				Last 600m	
Field Times				0:11.38		(0:11.38)		0:34.74	
Rank	TAB	Horse/Jockey	Barrier	Top Speed [km/h]	Fastest Section	Margin		Distance Travelled [m]	
1	4	BLAZEN BOOTS	7	67.4	0:10.96	0:11.38 [1]	1:20.75	0:34.74	
		Ben Thompson		400m	Overall	(0:11.38)			
2	1	TONNEOFGRIT	1	67.9	0:10.99	0:11.35 [3]	0.42L	0:34.44	-2
		Jag Guthmann-Chester		400m	400m	(0:11.35)			
3	2	KEITEL	6	68.2	0:10.97	0:11.36 [4]	1.02L	0:34.36	-4
		Ryan Maloney		400m	400m	(0:11.36)			
4	8	SMART ACTION	4	67.5	0:10.94	0:11.37 [6]	1.73L	0:34.50	-4
		Tahlia Fenlon		400m	400m	(0:11.37)			
5	7	MERCHANT LADY	2	66.8	0:11.03	0:11.47 [5]	2.12L	0:34.76	-4
		Heavelon Van Der Hoven		400m	Overall	(0:11.47)			
6	3	GODFATHER	3	65.6	0:11.06	0:11.73 [2]	2.56L	0:35.03	-2
		Andrew Mallyon		400m	Overall	(0:11.73)			
7	6	BALTRAY	5	65.5	0:11.22	0:12.04 [7]	5.88L	0:35.42	+1
		Cobi Vitler		1200m	Overall	(0:12.04)			

Scratched: Drang A Tang (#5)



Horse/Jockey Name	Blazen Boots
Final Rank	1
Fastest Section Time (Section)	0:10.96 (Overall)
Top Speed [km/h] (Section)	67.4 (400m)
Race State	Finished

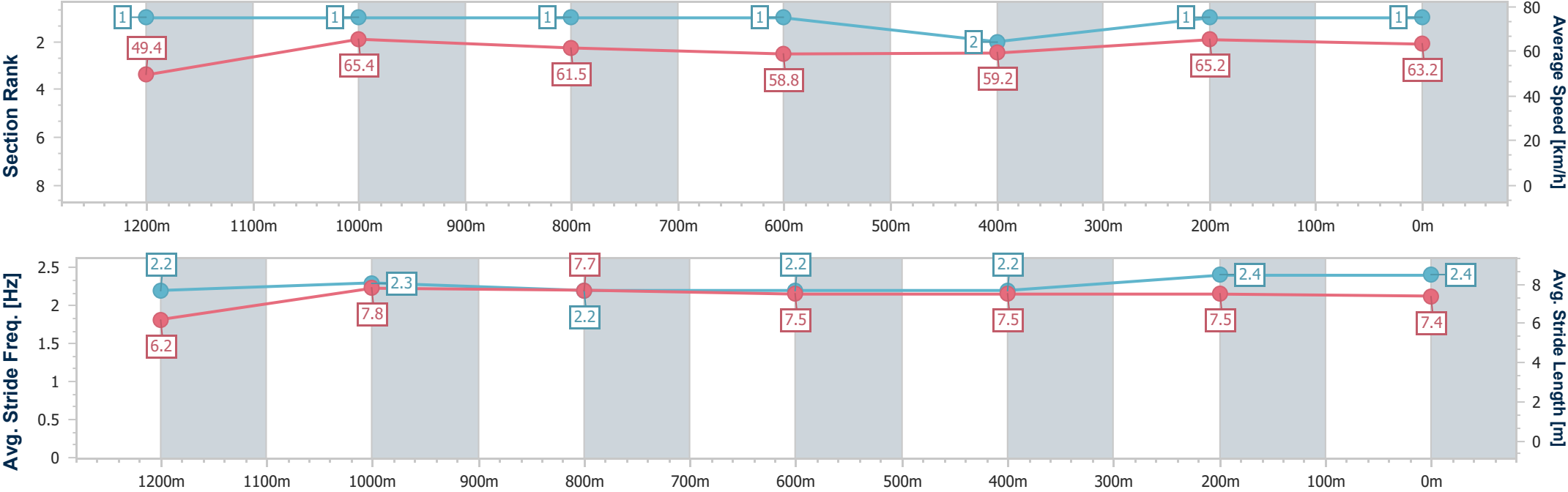


DoombenProfessional  
Race 4: COUNTRY MUSIC RACEDAY ON SALE NOW Class 5  
Handicap - 1350m  
06 August 2025 - 14:19  
Track Rating: Good 4, Weather: Fine, Rail Position: +5.5m Entire



BRISBANE  
RACING CLUB

Section	Overall	1200m	1000m	800m	600m	400m	200m						
Section Times	1:20.75 [1] (0:10.96)	1:09.79 [1] (0:11.03)	0:58.76 [1] (0:11.67)	0:47.09 [1] (0:12.35)	0:34.74 [1] (0:12.30)	0:22.44 [2] (0:11.06)	0:11.38 [1] (0:11.38)						
Average Speed [km/h]	49.4	65.4	61.5	58.8	59.2	65.2	63.2						
Top Speed [km/h]	66.2	66.3	64.0	59.4	61.5	67.4	65.2						
Avg. Dist. to Rail [m]	8.1	4.1	0.9	1.7	2.0	0.5	1.6						
Avg. Stride Freq. [Hz]	2.2	2.3	2.2	2.2	2.2	2.4	2.4						
Avg. Stride Length [m]	6.2	7.8	7.7	7.5	7.5	7.5	7.4						







Horse/Jockey Name	Tonneofgrit
Final Rank	2
Fastest Section Time (Section)	0:10.99 (400m)
Top Speed [km/h] (Section)	67.9 (400m)
Race State	Finished

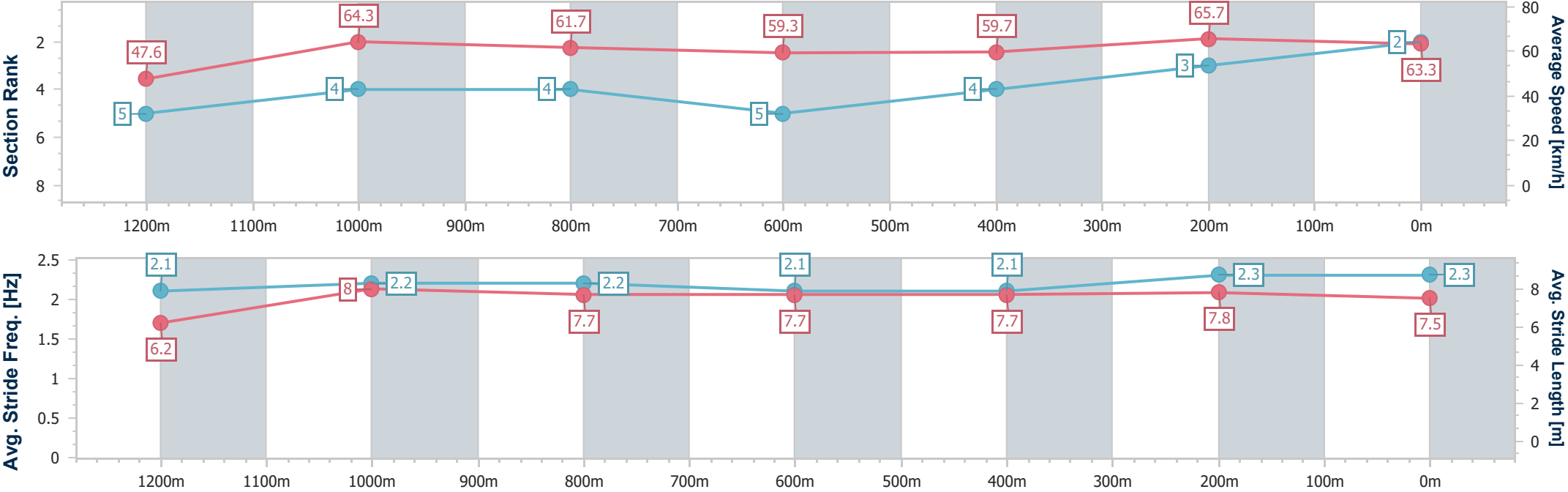


DoombenProfessional  
Race 4: COUNTRY MUSIC RACEDAY ON SALE NOW Class 5  
Handicap - 1350m  
06 August 2025 - 14:19  
Track Rating: Good 4, Weather: Fine, Rail Position: +5.5m Entire



BRISBANE  
RACING CLUB

Section	Overall	1200m	1000m	800m	600m	400m	200m						
Section Times	1:20.82 [2] (0:11.26)	1:09.56 [5] (0:11.23)	0:58.33 [4] (0:11.66)	0:46.67 [4] (0:12.23)	0:34.44 [5] (0:12.10)	0:22.34 [4] (0:10.99)	0:11.35 [3] (0:11.35)						
Average Speed [km/h]	47.6	64.3	61.7	59.3	59.7	65.7	63.3						
Top Speed [km/h]	65.4	66.0	63.1	61.3	62.4	67.9	66.8						
Avg. Dist. to Rail [m]	2.4	0.8	0.6	1.4	0.5	0.5	1.7						
Avg. Stride Freq. [Hz]	2.1	2.2	2.2	2.1	2.1	2.3	2.3						
Avg. Stride Length [m]	6.2	8.0	7.7	7.7	7.7	7.8	7.5						





Horse/Jockey Name	Keitel
Final Rank	3
Fastest Section Time (Section)	0:10.97 (400m)
Top Speed [km/h] (Section)	68.2 (400m)
Race State	Finished

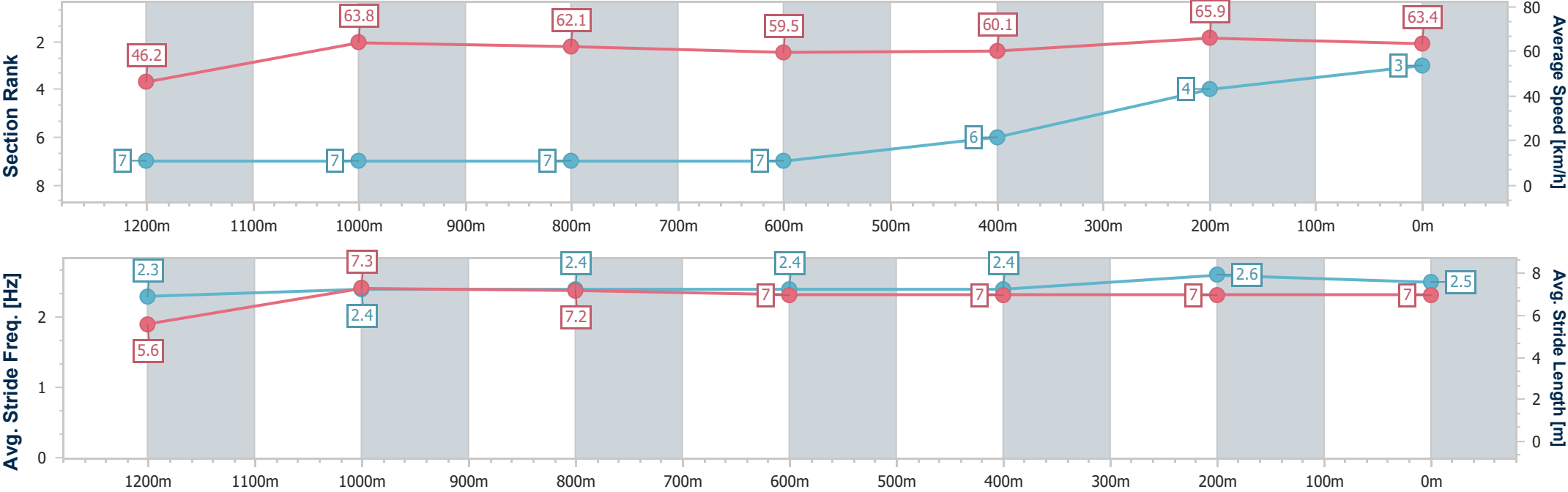


DoombenProfessional  
Race 4: COUNTRY MUSIC RACEDAY ON SALE NOW Class 5  
Handicap - 1350m  
06 August 2025 - 14:19  
Track Rating: Good 4, Weather: Fine, Rail Position: +5.5m Entire



BRISBANE  
RACING CLUB

Section	Overall	1200m	1000m	800m	600m	400m	200m						
Section Times	1:20.93 [3] (0:11.66)	1:09.27 [7] (0:11.30)	0:57.97 [7] (0:11.57)	0:46.40 [7] (0:12.04)	0:34.36 [7] (0:12.03)	0:22.33 [6] (0:10.97)	0:11.36 [4] (0:11.36)						
Average Speed [km/h]	46.2	63.8	62.1	59.5	60.1	65.9	63.4						
Top Speed [km/h]	63.0	66.2	62.8	62.7	62.4	68.2	66.1						
Avg. Dist. to Rail [m]	5.5	0.5	1.2	0.8	0.9	3.1	3.1						
Avg. Stride Freq. [Hz]	2.3	2.4	2.4	2.4	2.4	2.6	2.5						
Avg. Stride Length [m]	5.6	7.3	7.2	7.0	7.0	7.0	7.0						





Horse/Jockey Name	Smart Action
Final Rank	4
Fastest Section Time (Section)	0:10.94 (400m)
Top Speed [km/h] (Section)	67.5 (400m)
Race State	Finished

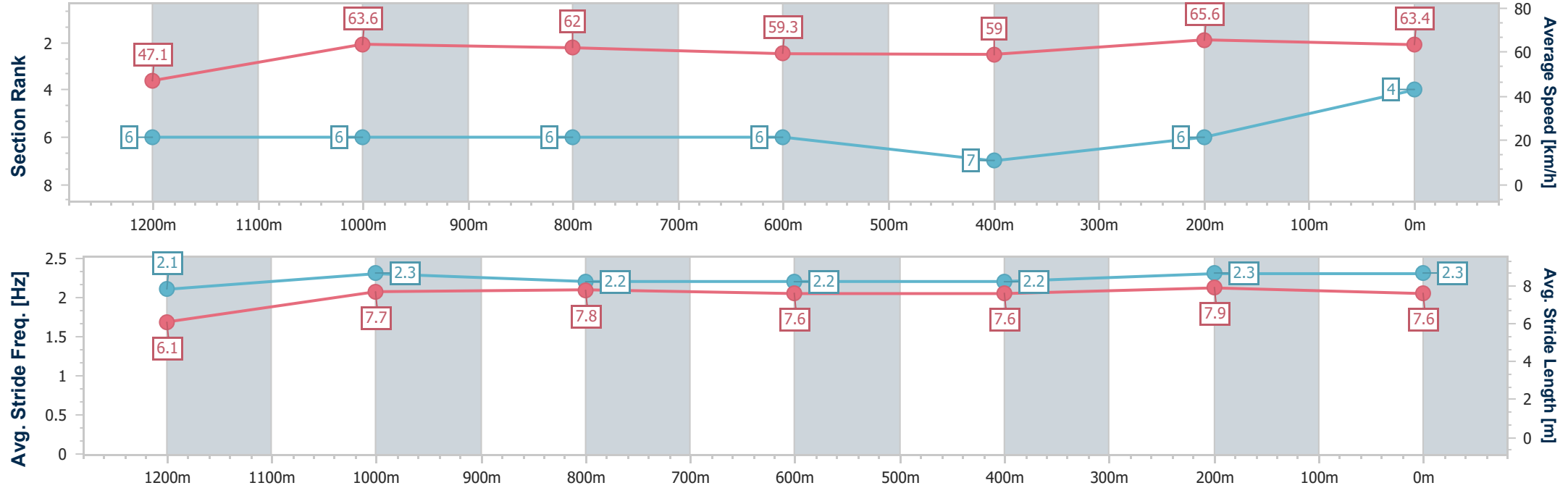


DoombenProfessional  
Race 4: COUNTRY MUSIC RACEDAY ON SALE NOW Class 5  
Handicap - 1350m  
06 August 2025 - 14:19  
Track Rating: Good 4, Weather: Fine, Rail Position: +5.5m Entire



BRISBANE  
RACING CLUB

Section	Overall	1200m	1000m	800m	600m	400m	200m						
Section Times	1:21.05 [4] (0:11.42)	1:09.63 [6] (0:11.36)	0:58.27 [6] (0:11.58)	0:46.69 [6] (0:12.19)	0:34.50 [6] (0:12.19)	0:22.31 [7] (0:10.94)	0:11.37 [6] (0:11.37)						
Average Speed [km/h]	47.1	63.6	62.0	59.3	59.0	65.6	63.4						
Top Speed [km/h]	65.1	65.1	63.7	62.4	62.3	67.5	66.9						
Avg. Dist. to Rail [m]	4.7	1.0	0.5	0.8	0.6	0.9	1.8						
Avg. Stride Freq. [Hz]	2.1	2.3	2.2	2.2	2.2	2.3	2.3						
Avg. Stride Length [m]	6.1	7.7	7.8	7.6	7.6	7.9	7.6						



- [ ] Ranking at each section and finish
- .-.- No data available at this section
- NA No data available



Horse/Jockey Name	Merchant Lady
Final Rank	5
Fastest Section Time (Section)	0:11.03 (Overall)
Top Speed [km/h] (Section)	66.8 (400m)
Race State	Finished

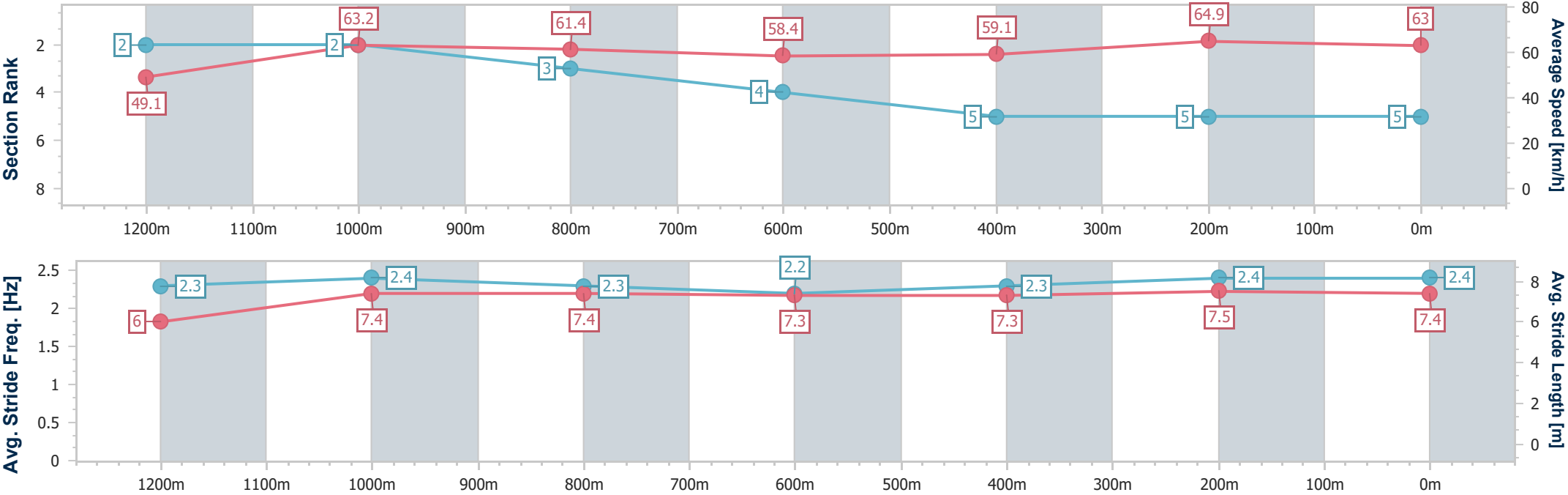


DoombenProfessional  
Race 4: COUNTRY MUSIC RACEDAY ON SALE NOW Class 5  
Handicap - 1350m  
06 August 2025 - 14:19  
Track Rating: Good 4, Weather: Fine, Rail Position: +5.5m Entire



BRISBANE  
RACING CLUB

Section	Overall	1200m	1000m	800m	600m	400m	200m						
Section Times	1:21.11 [5] (0:11.03)	1:10.08 [2] (0:11.34)	0:58.74 [2] (0:11.72)	0:47.02 [3] (0:12.26)	0:34.76 [4] (0:12.23)	0:22.53 [5] (0:11.06)	0:11.47 [5] (0:11.47)						
Average Speed [km/h]	49.1	63.2	61.4	58.4	59.1	64.9	63.0						
Top Speed [km/h]	66.3	66.0	63.8	59.5	62.1	66.8	65.5						
Avg. Dist. to Rail [m]	3.6	0.6	0.7	0.7	0.3	1.0	1.2						
Avg. Stride Freq. [Hz]	2.3	2.4	2.3	2.2	2.3	2.4	2.4						
Avg. Stride Length [m]	6.0	7.4	7.4	7.3	7.3	7.5	7.4						





Horse/Jockey Name	Godfather
Final Rank	6
Fastest Section Time (Section)	0:11.06 (Overall)
Top Speed [km/h] (Section)	65.6 (400m)
Race State	Finished

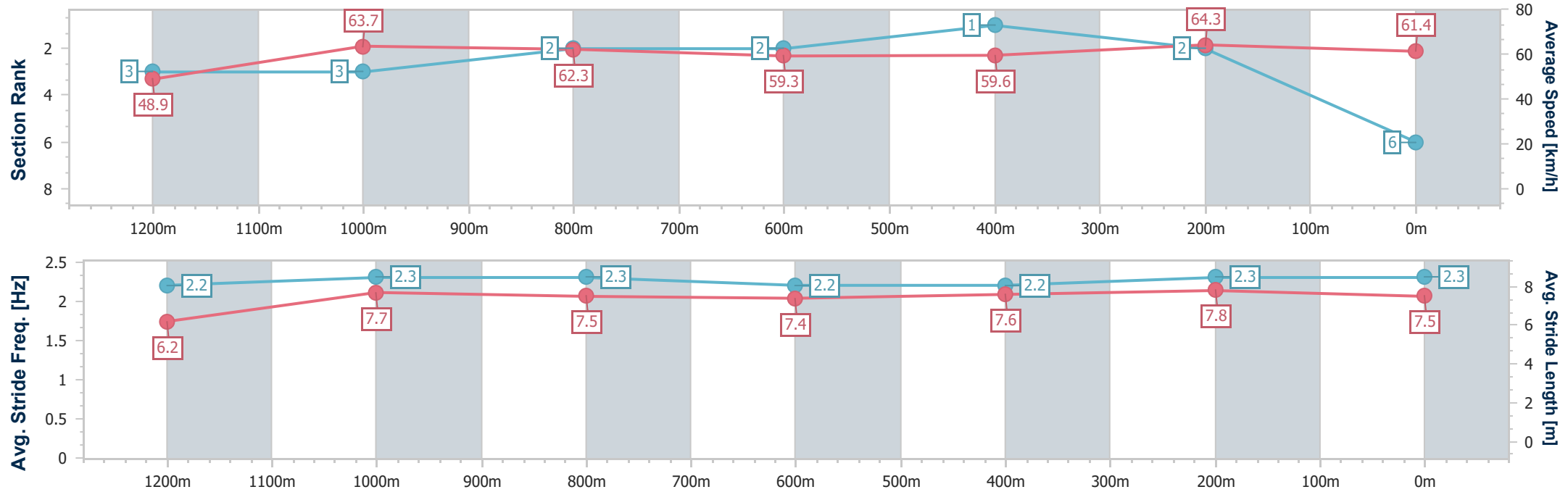


DoombenProfessional  
Race 4: COUNTRY MUSIC RACEDAY ON SALE NOW Class 5  
Handicap - 1350m  
06 August 2025 - 14:19  
Track Rating: Good 4, Weather: Fine, Rail Position: +5.5m Entire



BRISBANE  
RACING CLUB

Section	Overall	1200m	1000m	800m	600m	400m	200m						
Section Times	1:21.19 [6] (0:11.06)	1:10.13 [3] (0:11.32)	0:58.81 [3] (0:11.59)	0:47.22 [2] (0:12.19)	0:35.03 [2] (0:12.10)	0:22.93 [1] (0:11.20)	0:11.73 [2] (0:11.73)						
Average Speed [km/h]	48.9	63.7	62.3	59.3	59.6	64.3	61.4						
Top Speed [km/h]	64.7	65.1	63.3	60.1	62.9	65.6	64.8						
Avg. Dist. to Rail [m]	4.4	2.2	1.4	0.7	0.4	0.2	0.2						
Avg. Stride Freq. [Hz]	2.2	2.3	2.3	2.2	2.2	2.3	2.3						
Avg. Stride Length [m]	6.2	7.7	7.5	7.4	7.6	7.8	7.5						





Horse/Jockey Name	Baltray
Final Rank	7
Fastest Section Time (Section)	0:11.22 (Overall)
Top Speed [km/h] (Section)	65.5 (1200m)
Race State	Finished

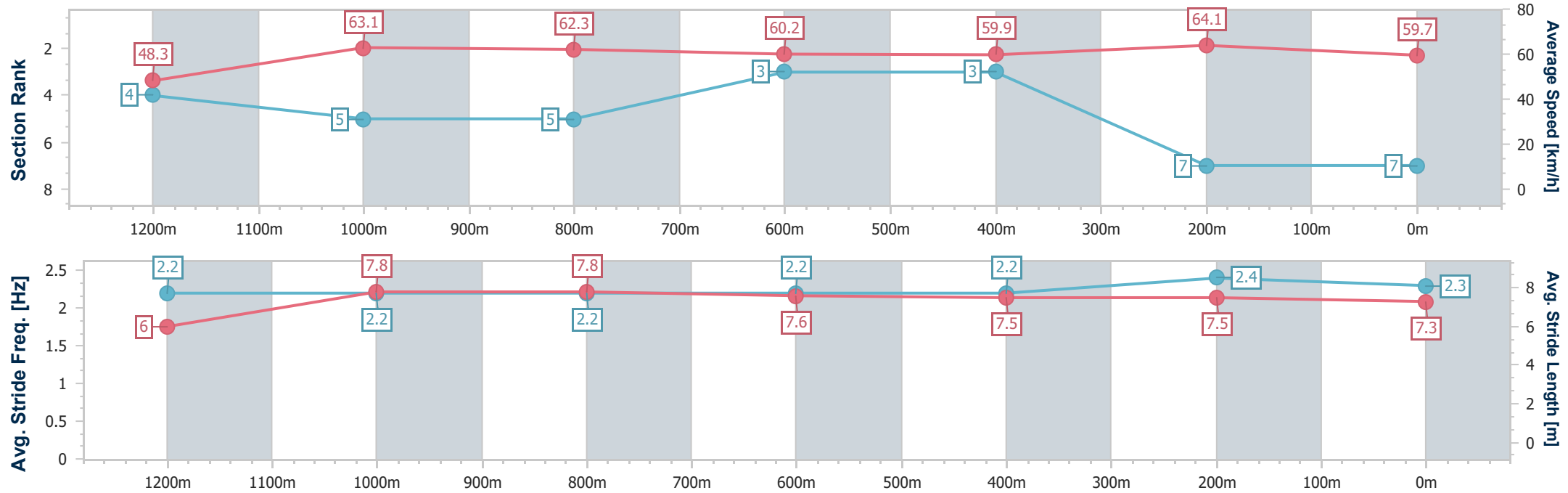


DoombenProfessional  
Race 4: COUNTRY MUSIC RACEDAY ON SALE NOW Class 5  
Handicap - 1350m  
06 August 2025 - 14:19  
Track Rating: Good 4, Weather: Fine, Rail Position: +5.5m Entire



BRISBANE  
RACING CLUB

Section	Overall	1200m	1000m	800m	600m	400m	200m						
Section Times	1:21.75 [7] (0:11.22)	1:10.53 [4] (0:11.40)	0:59.13 [5] (0:11.59)	0:47.54 [5] (0:12.12)	0:35.42 [3] (0:12.10)	0:23.32 [3] (0:11.28)	0:12.04 [7]						
Average Speed [km/h]	48.3	63.1	62.3	60.2	59.9	64.1	59.7						
Top Speed [km/h]	64.4	65.5	63.1	61.8	62.2	64.8	63.6						
Avg. Dist. to Rail [m]	5.7	1.4	1.2	2.2	1.6	1.4	2.7						
Avg. Stride Freq. [Hz]	2.2	2.2	2.2	2.2	2.2	2.4	2.3						
Avg. Stride Length [m]	6.0	7.8	7.8	7.6	7.5	7.5	7.3						





**DoombenProfessional**  
**Race 5: TRACKSIDE WITH RICKY PONTING QTIS Three-Year-Old Maiden**  
**Plate - 1350m**  
**06 August 2025 - 14:55**



Track Rating: Good 4, Weather: Fine, Rail Position: +5.5m Entire

Section						Overall	1200m	1000m	800m	600m	400m	Last 600m	
Field Times						1:20.65 (0:11.03)	1:09.62 (0:10.76)	0:58.86 (0:11.48)	0:47.38 (0:11.82)	0:35.56 (0:11.80)	0:23.76 (0:11.53)	0:35.56	
Rank	TAB	Horse/Jockey	Barrier	Top Speed [km/h]	Fastest Section								Distance Travelled [m]
1	6	WHISPERING ROGUE	7	66.9	0:10.96	1:20.65 [1]	1:09.59 [2]	0:58.63 [2]	0:47.31 [2]	0:35.56 [1]	0:23.76 [1]	0:35.56	
		Ben Thompson		1200m	1200m	(0:11.06)	(0:10.96)	(0:11.32)	(0:11.75)	(0:11.80)	(0:11.53)		
2	5	TURBO TORQUE	1	67.7	0:10.99	1:20.92 [2]	1:09.55 [5]	0:58.56 [4]	0:47.20 [4]	0:35.52 [3]	0:23.80 [3]	0:35.52 +0	
		Jag Guthmann-Chester		1200m	1200m	(0:11.37)	(0:10.99)	(0:11.36)	(0:11.68)	(0:11.72)	(0:11.53)		
3	1	LORD OF FLAMES	5	66.2	0:11.06	1:21.01 [3]	1:09.79 [3]	0:58.73 [3]	0:47.36 [3]	0:35.58 [4]	0:23.85 [4]	0:35.58 +0	
		Andrew Mallyon		1200m	1200m	(0:11.22)	(0:11.06)	(0:11.37)	(0:11.78)	(0:11.73)	(0:11.49)		
4	3	MEANER THAN EVIL	3	66.3	0:11.01	1:21.12 [4]	1:09.44 [9]	0:58.43 [6]	0:47.07 [6]	0:35.55 [5]	0:23.89 [5]	0:35.55 +3	
		Damien Thornton		1200m	1200m	(0:11.68)	(0:11.01)	(0:11.36)	(0:11.52)	(0:11.66)	(0:11.50)		
5	9	KURITHEA	9	64.8	0:11.38	1:21.36 [5]	1:09.71 [8]	0:58.25 [9]	0:46.76 [9]	0:35.10 [9]	0:23.50 [9]	0:35.10 +4	
		Heavelon Van Der Hoven		400m	400m	(0:11.65)	(0:11.46)	(0:11.49)	(0:11.66)	(0:11.60)	(0:11.38)		
6	7	COME ON GLAMOUR	2	67.7	0:10.76	1:21.46 [6]	1:10.43 [1]	0:59.67 [1]	0:48.19 [1]	0:36.27 [2]	0:24.46 [2]	0:36.27 -5	
		Cobi Vitler		1200m	1200m	(0:11.03)	(0:10.76)	(0:11.48)	(0:11.92)	(0:11.81)	(0:11.75)		
7	11	PIERTAGA	8	65.8	0:11.29	1:21.52 [7]	1:10.12 [6]	0:58.83 [7]	0:47.27 [7]	0:35.48 [8]	0:23.75 [8]	0:35.48 +6	
		Tiffani Brooker		400m	1200m	(0:11.40)	(0:11.29)	(0:11.56)	(0:11.79)	(0:11.73)	(0:11.40)		
8	4	SHIP HAPPENS	4	65.6	0:11.15	1:21.66 [8]	1:10.29 [4]	0:59.14 [5]	0:47.62 [5]	0:35.81 [6]	0:24.03 [6]	0:35.81 +5	
		Luke Tarrant		1200m	1200m	(0:11.37)	(0:11.15)	(0:11.52)	(0:11.81)	(0:11.78)	(0:11.61)		
9	2	MEADE'S CAFE	6	65.4	0:11.22	1:22.03 [9]	1:10.50 [7]	0:59.28 [8]	0:47.77 [8]	0:36.07 [7]	0:24.28 [7]	0:36.07 +4	
		Cody Collis		1200m	1200m	(0:11.53)	(0:11.22)	(0:11.51)	(0:11.70)	(0:11.79)	(0:11.61)		

Scratched: Piggietales (#12), Kachina Girl (#8), Mishani Glaze (#10)



**DoombenProfessional**  
**Race 5: TRACKSIDE WITH RICKY PONTING QTIS Three-Year-Old Maiden**  
**Plate - 1350m**  
**06 August 2025 - 14:55**



Track Rating: Good 4, Weather: Fine, Rail Position: +5.5m Entire

Section		200m		Last 600m			
Field Times		0:12.23 (0:12.23)		0:35.56			
Rank	TAB Horse/Jockey	Barrier	Top Speed [km/h]	Fastest Section	Margin	Distance Travelled [m]	
1	6 WHISPERING ROGUE	7	66.9	0:10.96	0:12.23 [1]	1:20.65	0:35.56
	Ben Thompson		1200m	1200m	(0:12.23)		
2	5 TURBO TORQUE	1	67.7	0:10.99	0:12.27 [2]	1.57L	0:35.52 +0
	Jag Guthmann-Chester		1200m	1200m	(0:12.27)		
3	1 LORD OF FLAMES	5	66.2	0:11.06	0:12.36 [3]	2.1L	0:35.58 +0
	Andrew Mallyon		1200m	1200m	(0:12.36)		
4	3 MEANER THAN EVIL	3	66.3	0:11.01	0:12.39 [4]	2.77L	0:35.55 +3
	Damien Thornton		1200m	1200m	(0:12.39)		
5	9 KURITHEA	9	64.8	0:11.38	0:12.12 [7]	4.14L	0:35.10 +4
	Heavelon Van Der Hoven		400m	400m	(0:12.12)		
6	7 COME ON GLAMOUR	2	67.7	0:10.76	0:12.71 [5]	4.74L	0:36.27 -5
	Cobi Vitler		1200m	1200m	(0:12.71)		
7	11 PIERTAGA	8	65.8	0:11.29	0:12.35 [6]	5.12L	0:35.48 +6
	Tiffani Brooker		400m	1200m	(0:12.35)		
8	4 SHIP HAPPENS	4	65.6	0:11.15	0:12.42 [8]	5.9L	0:35.81 +5
	Luke Tarrant		1200m	1200m	(0:12.42)		
9	2 MEADE'S CAFE	6	65.4	0:11.22	0:12.67 [9]	8.12L	0:36.07 +4
	Cody Collis		1200m	1200m	(0:12.67)		

Scratched: Piggietales (#12), Kachina Girl (#8), Mishani Glaze (#10)





Horse/Jockey Name	Whispering Rogue
Final Rank	1
Fastest Section Time (Section)	0:10.96 (1200m)
Top Speed [km/h] (Section)	66.9 (1200m)
Race State	Finished

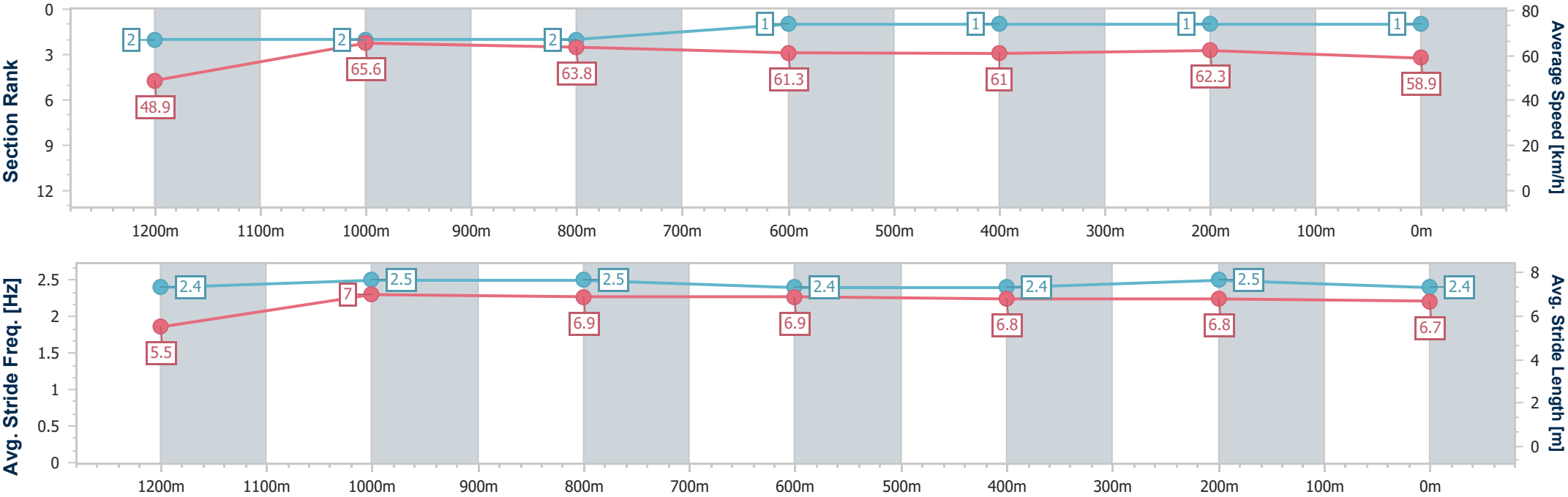


DoombenProfessional  
Race 5: TRACKSIDE WITH RICKY PONTING QTIS Three-Year-  
Old Maiden Plate - 1350m  
06 August 2025 - 14:55  
Track Rating: Good 4, Weather: Fine, Rail Position: +5.5m Entire



BRISBANE  
RACING CLUB

Section	Overall	1200m	1000m	800m	600m	400m	200m						
Section Times	1:20.65 [1] (0:11.06)	1:09.59 [2] (0:10.96)	0:58.63 [2] (0:11.32)	0:47.31 [2] (0:11.75)	0:35.56 [1] (0:11.80)	0:23.76 [1] (0:11.53)	0:12.23 [1] (0:12.23)						
Average Speed [km/h]	48.9	65.6	63.8	61.3	61.0	62.3	58.9						
Top Speed [km/h]	66.3	66.9	65.0	62.6	61.4	63.7	61.5						
Avg. Dist. to Rail [m]	7.7	2.3	0.6	0.2	0.1	1.1	1.0						
Avg. Stride Freq. [Hz]	2.4	2.5	2.5	2.4	2.4	2.5	2.4						
Avg. Stride Length [m]	5.5	7.0	6.9	6.9	6.8	6.8	6.7						





Horse/Jockey Name	Turbo Torque
Final Rank	2
Fastest Section Time (Section)	0:10.99 (1200m)
Top Speed [km/h] (Section)	67.7 (1200m)
Race State	Finished

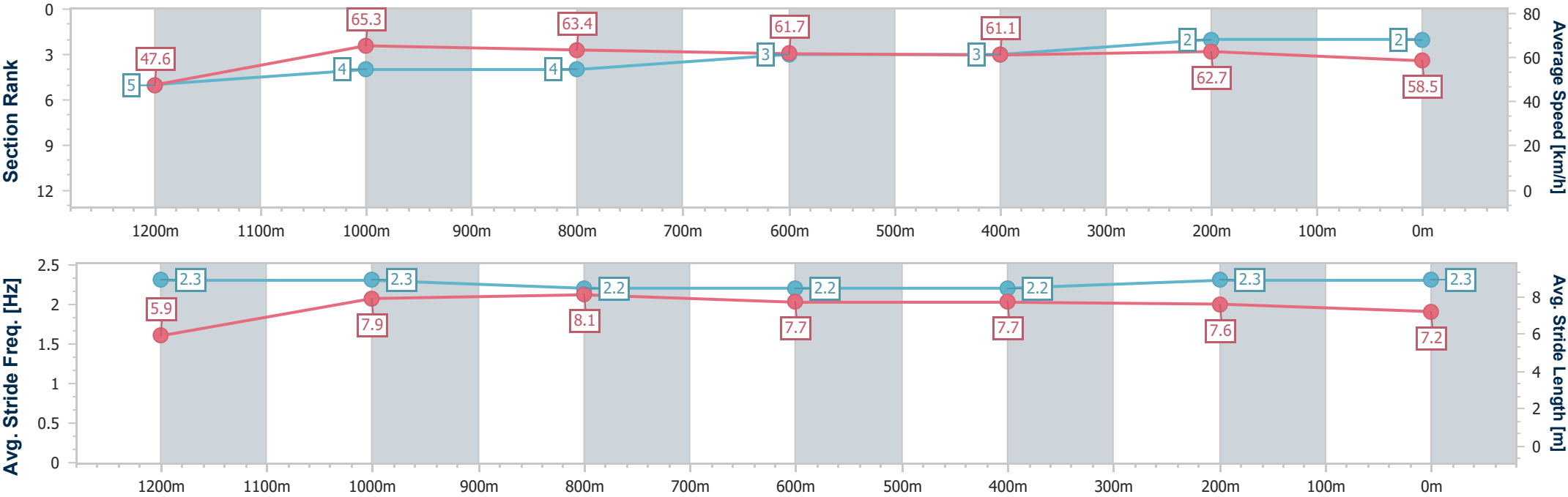


DoombenProfessional  
Race 5: TRACKSIDE WITH RICKY PONTING QTIS Three-Year-  
Old Maiden Plate - 1350m  
06 August 2025 - 14:55  
Track Rating: Good 4, Weather: Fine, Rail Position: +5.5m Entire



BRISBANE  
RACING CLUB

Section	Overall	1200m	1000m	800m	600m	400m	200m						
Section Times	1:20.92 [2] (0:11.37)	1:09.55 [5] (0:10.99)	0:58.56 [4] (0:11.36)	0:47.20 [4] (0:11.68)	0:35.52 [3] (0:11.72)	0:23.80 [3] (0:11.53)	0:12.27 [2] (0:12.27)						
Average Speed [km/h]	47.6	65.3	63.4	61.7	61.1	62.7	58.5						
Top Speed [km/h]	64.4	67.7	64.6	63.2	62.5	63.7	60.6						
Avg. Dist. to Rail [m]	2.0	1.4	1.0	0.3	0.4	0.4	0.6						
Avg. Stride Freq. [Hz]	2.3	2.3	2.2	2.2	2.2	2.3	2.3						
Avg. Stride Length [m]	5.9	7.9	8.1	7.7	7.7	7.6	7.2						



- [ ] Ranking at each section and finish
- .-.- No data available at this section
- NA No data available



Horse/Jockey Name	Lord Of Flames
Final Rank	3
Fastest Section Time (Section)	0:11.06 (1200m)
Top Speed [km/h] (Section)	66.2 (1200m)
Race State	Finished

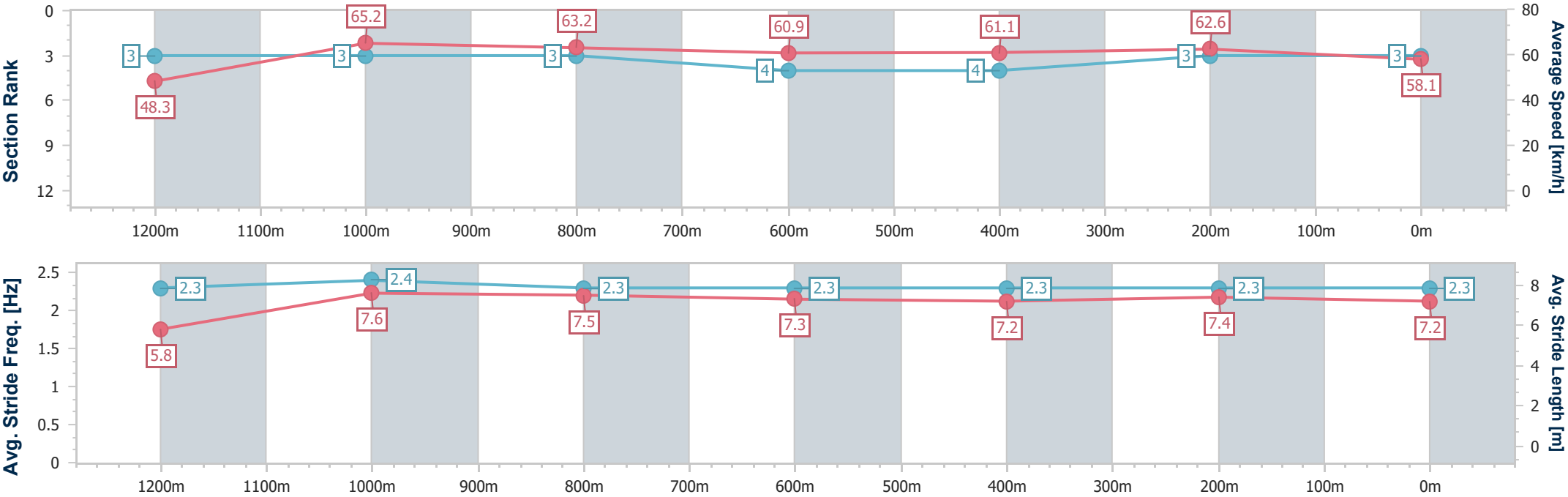


DoombenProfessional  
Race 5: TRACKSIDE WITH RICKY PONTING QTIS Three-Year-  
Old Maiden Plate - 1350m  
06 August 2025 - 14:55  
Track Rating: Good 4, Weather: Fine, Rail Position: +5.5m Entire



BRISBANE  
RACING CLUB

Section	Overall	1200m	1000m	800m	600m	400m	200m						
Section Times	1:21.01 [3] (0:11.22)	1:09.79 [3] (0:11.06)	0:58.73 [3] (0:11.37)	0:47.36 [3] (0:11.78)	0:35.58 [4] (0:11.73)	0:23.85 [4] (0:11.49)	0:12.36 [3] (0:12.36)						
Average Speed [km/h]	48.3	65.2	63.2	60.9	61.1	62.6	58.1						
Top Speed [km/h]	65.6	66.2	64.5	61.8	62.7	63.5	60.5						
Avg. Dist. to Rail [m]	6.1	0.7	0.4	0.4	1.3	0.5	1.6						
Avg. Stride Freq. [Hz]	2.3	2.4	2.3	2.3	2.3	2.3	2.3						
Avg. Stride Length [m]	5.8	7.6	7.5	7.3	7.2	7.4	7.2						





Horse/Jockey Name	Meaner Than Evil
Final Rank	4
Fastest Section Time (Section)	0:11.01 (1200m)
Top Speed [km/h] (Section)	66.3 (1200m)
Race State	Finished

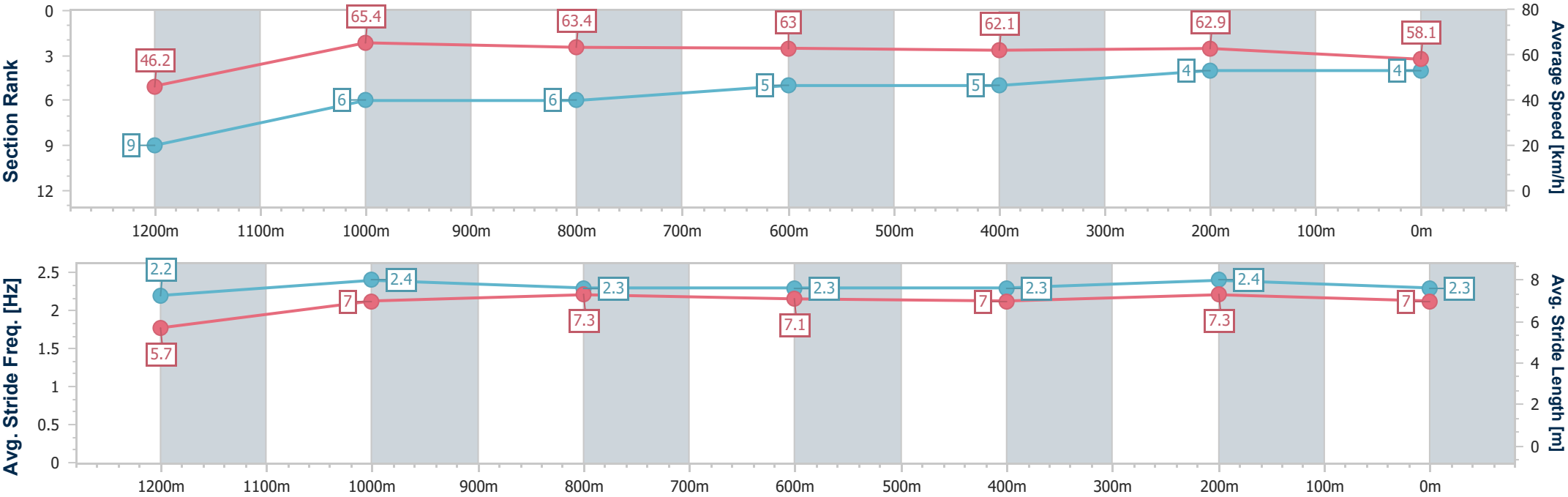


DoombenProfessional  
Race 5: TRACKSIDE WITH RICKY PONTING QTIS Three-Year-  
Old Maiden Plate - 1350m  
06 August 2025 - 14:55  
Track Rating: Good 4, Weather: Fine, Rail Position: +5.5m Entire



BRISBANE  
RACING CLUB

Section	Overall	1200m	1000m	800m	600m	400m	200m						
Section Times	1:21.12 [4] (0:11.68)	1:09.44 [9] (0:11.01)	0:58.43 [6] (0:11.36)	0:47.07 [6] (0:11.52)	0:35.55 [5] (0:11.66)	0:23.89 [5] (0:11.50)	0:12.39 [4] (0:12.39)						
Average Speed [km/h]	46.2	65.4	63.4	63.0	62.1	62.9	58.1						
Top Speed [km/h]	64.0	66.3	64.8	63.5	63.5	64.4	60.3						
Avg. Dist. to Rail [m]	4.7	0.4	0.2	0.9	1.3	2.6	4.2						
Avg. Stride Freq. [Hz]	2.2	2.4	2.3	2.3	2.3	2.4	2.3						
Avg. Stride Length [m]	5.7	7.0	7.3	7.1	7.0	7.3	7.0						





Horse/Jockey Name	Kuritheia
Final Rank	5
Fastest Section Time (Section)	0:11.38 (400m)
Top Speed [km/h] (Section)	64.8 (400m)
Race State	Finished

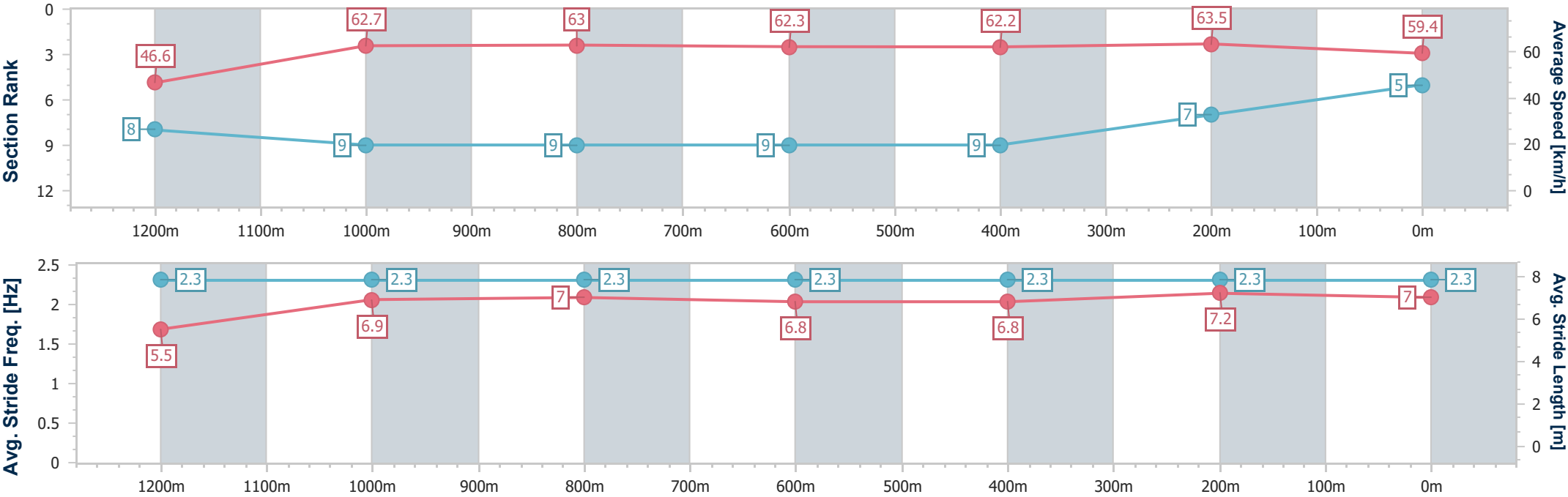


DoombenProfessional  
Race 5: TRACKSIDE WITH RICKY PONTING QTIS Three-Year-  
Old Maiden Plate - 1350m  
06 August 2025 - 14:55  
Track Rating: Good 4, Weather: Fine, Rail Position: +5.5m Entire



BRISBANE  
RACING CLUB

Section	Overall	1200m	1000m	800m	600m	400m	200m						
Section Times	1:21.36 [5] (0:11.65)	1:09.71 [8] (0:11.46)	0:58.25 [9] (0:11.49)	0:46.76 [9] (0:11.66)	0:35.10 [9] (0:11.60)	0:23.50 [9] (0:11.38)	0:12.12 [7] (0:12.12)						
Average Speed [km/h]	46.6	62.7	63.0	62.3	62.2	63.5	59.4						
Top Speed [km/h]	62.6	63.7	64.1	63.2	63.6	64.8	62.5						
Avg. Dist. to Rail [m]	10.7	3.0	1.9	1.1	0.9	1.4	1.9						
Avg. Stride Freq. [Hz]	2.3	2.3	2.3	2.3	2.3	2.3	2.3						
Avg. Stride Length [m]	5.5	6.9	7.0	6.8	6.8	7.2	7.0						





Horse/Jockey Name	Come On Glamour
Final Rank	6
Fastest Section Time (Section)	0:10.76 (1200m)
Top Speed [km/h] (Section)	67.7 (1200m)
Race State	Finished

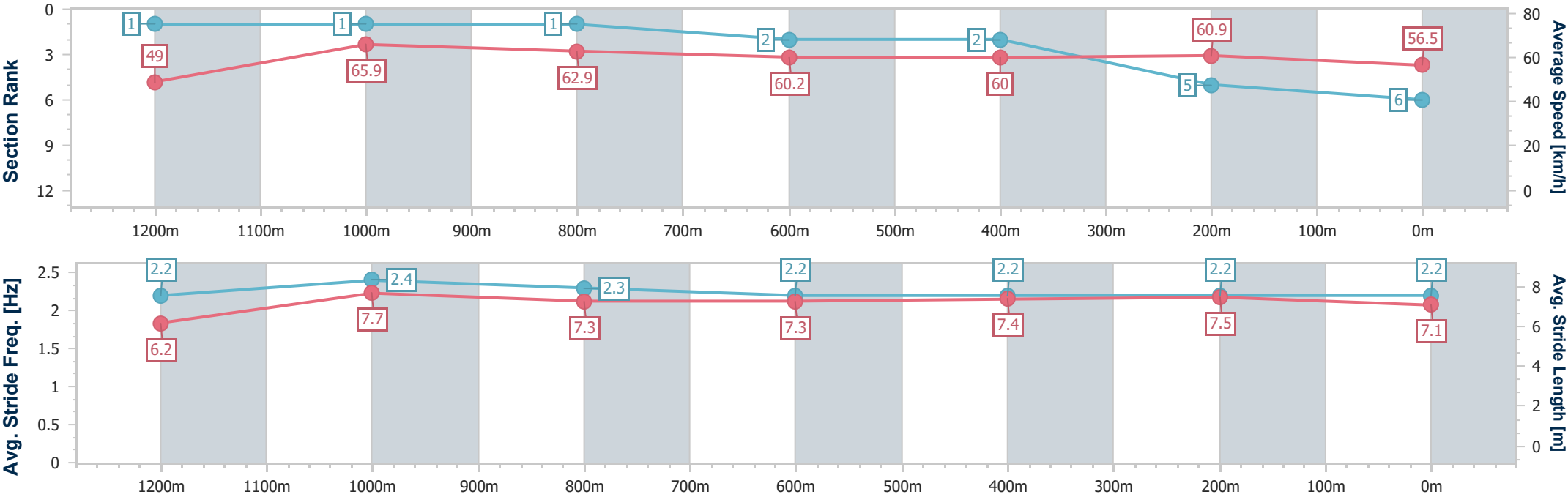


DoombenProfessional  
Race 5: TRACKSIDE WITH RICKY PONTING QTIS Three-Year-  
Old Maiden Plate - 1350m  
06 August 2025 - 14:55  
Track Rating: Good 4, Weather: Fine, Rail Position: +5.5m Entire



BRISBANE  
RACING CLUB

Section	Overall	1200m	1000m	800m	600m	400m	200m						
Section Times	1:21.46 [6] (0:11.03)	1:10.43 [1] (0:10.76)	0:59.67 [1] (0:11.48)	0:48.19 [1] (0:11.92)	0:36.27 [2] (0:11.81)	0:24.46 [2] (0:11.75)	0:12.71 [5] (0:12.71)						
Average Speed [km/h]	49.0	65.9	62.9	60.2	60.0	60.9	56.5						
Top Speed [km/h]	67.0	67.7	65.7	61.8	61.2	62.7	59.9						
Avg. Dist. to Rail [m]	4.3	0.4	0.5	1.0	2.8	2.7	2.8						
Avg. Stride Freq. [Hz]	2.2	2.4	2.3	2.2	2.2	2.2	2.2						
Avg. Stride Length [m]	6.2	7.7	7.3	7.3	7.4	7.5	7.1						





Horse/Jockey Name	Piertaga
Final Rank	7
Fastest Section Time (Section)	0:11.29 (1200m)
Top Speed [km/h] (Section)	65.8 (400m)
Race State	Finished

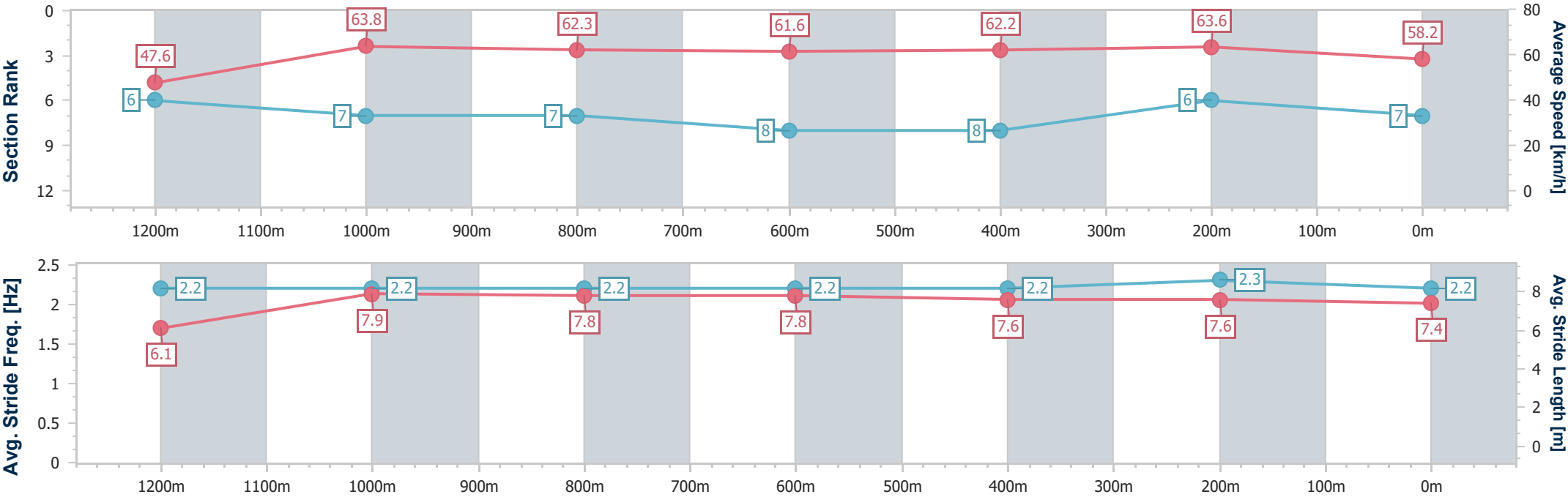


DoombenProfessional  
Race 5: TRACKSIDE WITH RICKY PONTING QTIS Three-Year-  
Old Maiden Plate - 1350m  
06 August 2025 - 14:55  
Track Rating: Good 4, Weather: Fine, Rail Position: +5.5m Entire



BRISBANE  
RACING CLUB

Section	Overall	1200m	1000m	800m	600m	400m	200m						
Section Times	1:21.52 [7] (0:11.40)	1:10.12 [6] (0:11.29)	0:58.83 [7] (0:11.56)	0:47.27 [7] (0:11.79)	0:35.48 [8] (0:11.73)	0:23.75 [8] (0:11.40)	0:12.35 [6] (0:12.35)						
Average Speed [km/h]	47.6	63.8	62.3	61.6	62.2	63.6	58.2						
Top Speed [km/h]	63.9	64.4	63.4	62.4	63.2	65.8	61.7						
Avg. Dist. to Rail [m]	9.9	1.9	0.4	1.4	2.4	4.1	4.1						
Avg. Stride Freq. [Hz]	2.2	2.2	2.2	2.2	2.2	2.3	2.2						
Avg. Stride Length [m]	6.1	7.9	7.8	7.8	7.6	7.6	7.4						





Horse/Jockey Name	Ship Happens
Final Rank	8
Fastest Section Time (Section)	0:11.15 (1200m)
Top Speed [km/h] (Section)	65.6 (1200m)
Race State	Finished

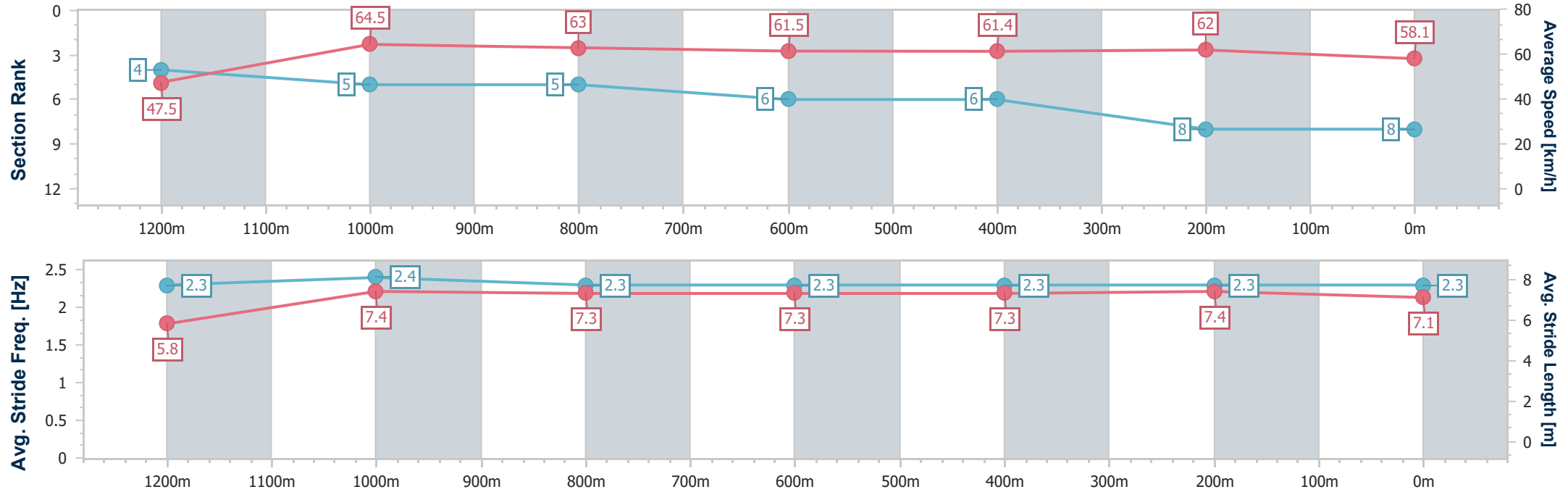


DoombenProfessional  
Race 5: TRACKSIDE WITH RICKY PONTING QTIS Three-Year-  
Old Maiden Plate - 1350m  
06 August 2025 - 14:55  
Track Rating: Good 4, Weather: Fine, Rail Position: +5.5m Entire



BRISBANE  
RACING CLUB

Section	Overall	1200m	1000m	800m	600m	400m	200m						
Section Times	1:21.66 [8] (0:11.37)	1:10.29 [4] (0:11.15)	0:59.14 [5] (0:11.52)	0:47.62 [5] (0:11.81)	0:35.81 [6] (0:11.78)	0:24.03 [6] (0:11.61)	0:12.42 [8] (0:12.42)						
Average Speed [km/h]	47.5	64.5	63.0	61.5	61.4	62.0	58.1						
Top Speed [km/h]	64.8	65.6	63.8	62.3	62.3	62.9	61.5						
Avg. Dist. to Rail [m]	5.5	1.3	1.8	1.9	0.7	0.4	1.0						
Avg. Stride Freq. [Hz]	2.3	2.4	2.3	2.3	2.3	2.3	2.3						
Avg. Stride Length [m]	5.8	7.4	7.3	7.3	7.3	7.4	7.1						







Horse/Jockey Name	Meade's Cafe
Final Rank	9
Fastest Section Time (Section)	0:11.22 (1200m)
Top Speed [km/h] (Section)	65.4 (1200m)
Race State	Finished

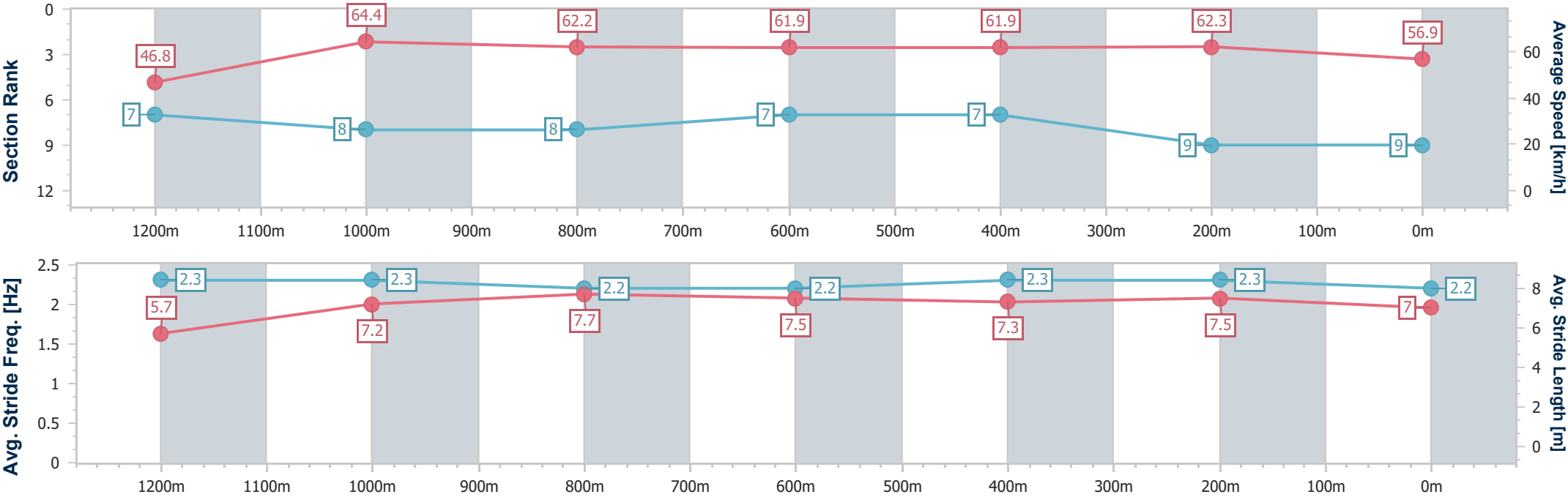


DoombenProfessional  
Race 5: TRACKSIDE WITH RICKY PONTING QTIS Three-Year-  
Old Maiden Plate - 1350m  
06 August 2025 - 14:55  
Track Rating: Good 4, Weather: Fine, Rail Position: +5.5m Entire



BRISBANE  
RACING CLUB

Section	Overall	1200m	1000m	800m	600m	400m	200m						
Section Times	1:22.03 [9] (0:11.53)	1:10.50 [7] (0:11.22)	0:59.28 [8] (0:11.51)	0:47.77 [8] (0:11.70)	0:36.07 [7] (0:11.79)	0:24.28 [7] (0:11.61)	0:12.67 [9] (0:12.67)						
Average Speed [km/h]	46.8	64.4	62.2	61.9	61.9	62.3	56.9						
Top Speed [km/h]	63.0	65.4	63.0	62.8	62.9	63.1	60.5						
Avg. Dist. to Rail [m]	7.6	1.0	1.7	1.5	2.3	1.7	1.2						
Avg. Stride Freq. [Hz]	2.3	2.3	2.2	2.2	2.3	2.3	2.2						
Avg. Stride Length [m]	5.7	7.2	7.7	7.5	7.3	7.5	7.0						





# DoombenProfessional

## Race 6: SKY RACING BENCHMARK 65 Handicap - 1110m

06 August 2025 - 15:28



BRISBANE  
RACING CLUB

Track Rating: Good 4, Weather: Fine, Rail Position: +5.5m Entire

Section		Overall				1000m	800m	600m	400m	200m	Last 600m		
Field Times		1:04.04				0:55.53	0:44.85	0:33.97	0:22.99	0:11.96	0:33.97		
		(0:08.51)				(0:10.68)	(0:10.88)	(0:10.98)	(0:11.03)	(0:11.96)			
Rank	TAB	Horse/Jockey	Barrier	Top Speed [km/h]	Fastest Section						Margin	Distance Travelled [m]	
1	10	CHALICE WELL	8	69.4	0:08.60	1:04.04 [1]	0:55.44 [2]	0:44.81 [2]	0:33.92 [2]	0:22.99 [1]	0:11.96 [1]	1:04.04	0:33.92
		Tiffani Brooker		1000m	Overall	(0:08.60)	(0:10.63)	(0:10.89)	(0:10.93)	(0:11.03)	(0:11.96)		
2	11	LADY LUCIFER	1	68.4	0:08.66	1:04.36 [2]	0:55.70 [4]	0:44.69 [5]	0:33.70 [5]	0:22.78 [4]	0:11.84 [3]	1.86L	0:33.70 -3
		Ryan Maloney		400m	Overall	(0:08.66)	(0:11.01)	(0:10.99)	(0:10.92)	(0:10.94)	(0:11.84)		
3	6	ADRANOS	9	67.9	0:08.95	1:04.49 [3]	0:55.54 [9]	0:44.23 [10]	0:33.22 [10]	0:22.36 [10]	0:11.53 [7]	2.65L	0:33.22 -5
		Jag Guthmann-Chester		800m	Overall	(0:08.95)	(0:11.31)	(0:11.01)	(0:10.86)	(0:10.83)	(0:11.53)		
4	1	BOARD MEMBER	7	69.0	0:08.51	1:04.54 [4]	0:56.03 [1]	0:45.35 [1]	0:34.47 [1]	0:23.45 [2]	0:12.26 [2]	2.92L	0:34.47 +1
		Corey Sutherland		1000m	Overall	(0:08.51)	(0:10.68)	(0:10.88)	(0:11.02)	(0:11.19)	(0:12.26)		
5	7	CHAMIERRO	2	67.9	0:08.76	1:04.55 [5]	0:55.79 [5]	0:44.69 [7]	0:33.83 [7]	0:22.77 [7]	0:11.80 [5]	2.99L	0:33.83 -2
		Martin Harley		800m	Overall	(0:08.76)	(0:11.10)	(0:10.86)	(0:11.06)	(0:10.97)	(0:11.80)		
6	9	THE SUN DANCE	4	68.7	0:08.78	1:04.78 [6]	0:56.00 [6]	0:44.97 [6]	0:34.10 [6]	0:23.05 [6]	0:11.83 [6]	4.34L	0:34.10 +0
		Winona Costin		1000m	Overall	(0:08.78)	(0:11.03)	(0:10.87)	(0:11.05)	(0:11.22)	(0:11.83)		
7	8	PROVANCE	3	68.9	0:08.93	1:04.92 [7]	0:55.99 [8]	0:45.28 [4]	0:34.39 [4]	0:23.39 [3]	0:12.20 [4]	5.18L	0:34.39 -6
		Jake Bayliss		1000m	Overall	(0:08.93)	(0:10.71)	(0:10.89)	(0:11.00)	(0:11.19)	(0:12.20)		
8	4	HELL AND BACK	5	69.0	0:08.98	1:05.17 [8]	0:56.19 [10]	0:45.21 [8]	0:34.19 [8]	0:23.21 [8]	0:12.10 [8]	6.65L	0:34.19 -5
		Ben Thompson		1000m	Overall	(0:08.98)	(0:10.98)	(0:11.02)	(0:10.98)	(0:11.11)	(0:12.10)		
9	13	DEEP TIARA	6	67.9	0:08.91	1:05.65 [9]	0:56.74 [7]	0:45.61 [9]	0:34.61 [9]	0:23.68 [9]	0:12.42 [10]	9.46L	0:34.61 -1
		Damien Thornton		600m	Overall	(0:08.91)	(0:11.13)	(0:11.00)	(0:10.93)	(0:11.26)	(0:12.42)		
10	5	WEST CORK	10	69.0	0:08.64	1:05.80 [10]	0:57.16 [3]	0:46.47 [3]	0:35.35 [3]	0:24.18 [5]	0:12.66 [9]	10.37L	0:35.35 -1
		Cody Collis		1000m	Overall	(0:08.64)	(0:10.69)	(0:11.12)	(0:11.17)	(0:11.52)	(0:12.66)		

Scratched: Hidden Melody (#2), Indaza (#12), Jungle Fever (#3)



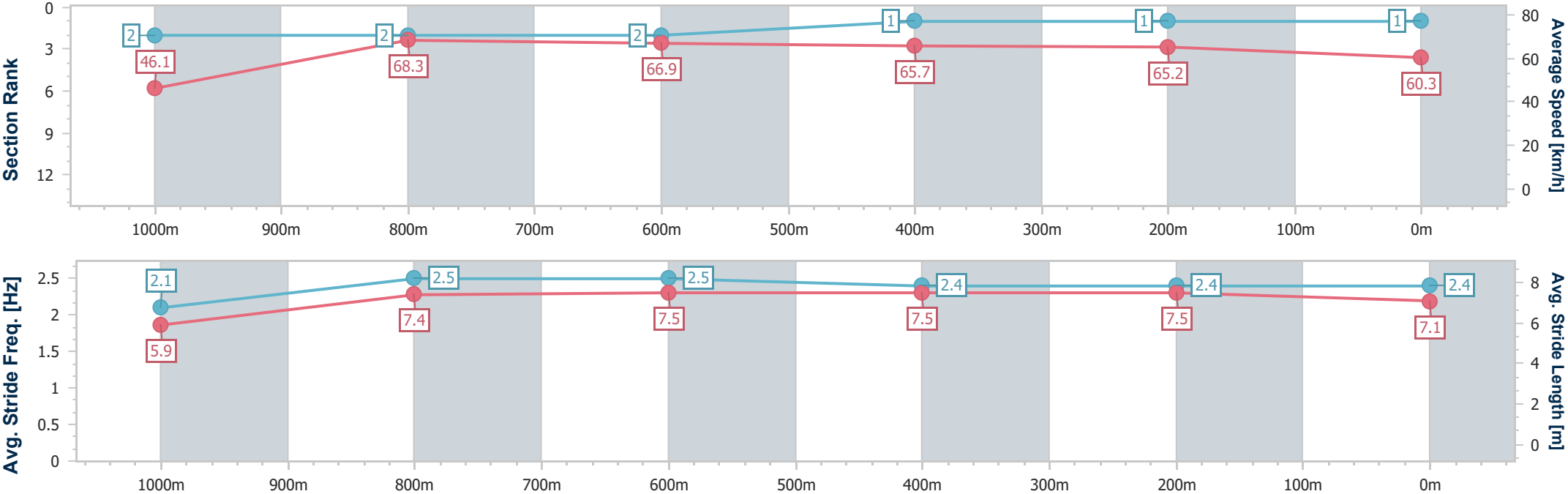
Horse/Jockey Name	Chalice Well
Final Rank	1
Fastest Section Time (Section)	0:08.60 (Overall)
Top Speed [km/h] (Section)	69.4 (1000m)
Race State	Finished



DoombenProfessional  
Race 6: SKY RACING BENCHMARK 65 Handicap - 1110m  
06 August 2025 - 15:28  
Track Rating: Good 4, Weather: Fine, Rail Position: +5.5m Entire



Section	Overall	1000m	800m	600m	400m	200m							
Section Times	1:04.04 [1] (0:08.60)	0:55.44 [2] (0:10.63)	0:44.81 [2] (0:10.89)	0:33.92 [2] (0:10.93)	0:22.99 [1] (0:11.03)	0:11.96 [1] (0:11.96)							
Average Speed [km/h]	46.1	68.3	66.9	65.7	65.2	60.3							
Top Speed [km/h]	65.0	69.4	69.3	67.3	66.1	63.7							
Avg. Dist. to Rail [m]	7.5	2.8	2.5	0.9	1.0	0.7							
Avg. Stride Freq. [Hz]	2.1	2.5	2.5	2.4	2.4	2.4							
Avg. Stride Length [m]	5.9	7.4	7.5	7.5	7.5	7.1							





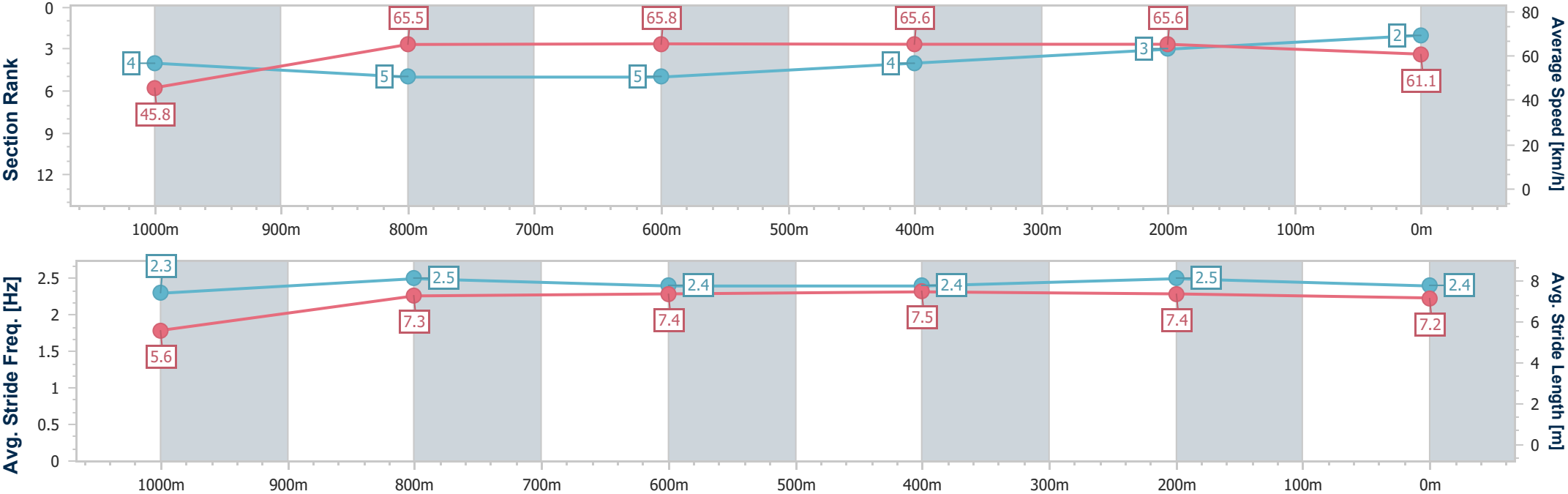
Horse/Jockey Name	Lady Lucifer
Final Rank	2
Fastest Section Time (Section)	0:08.66 (Overall)
Top Speed [km/h] (Section)	68.4 (400m)
Race State	Finished



DoombenProfessional  
Race 6: SKY RACING BENCHMARK 65 Handicap - 1110m  
06 August 2025 - 15:28  
Track Rating: Good 4, Weather: Fine, Rail Position: +5.5m Entire



Section	Overall	1000m	800m	600m	400m	200m							
Section Times	1:04.36 [2] (0:08.66)	0:55.70 [4] (0:11.01)	0:44.69 [5] (0:10.99)	0:33.70 [5] (0:10.92)	0:22.78 [4] (0:10.94)	0:11.84 [3] (0:11.84)							
Average Speed [km/h]	45.8	65.5	65.8	65.6	65.6	61.1							
Top Speed [km/h]	62.6	67.0	67.3	67.3	68.4	63.6							
Avg. Dist. to Rail [m]	1.9	0.7	0.4	0.7	1.3	1.5							
Avg. Stride Freq. [Hz]	2.3	2.5	2.4	2.4	2.5	2.4							
Avg. Stride Length [m]	5.6	7.3	7.4	7.5	7.4	7.2							





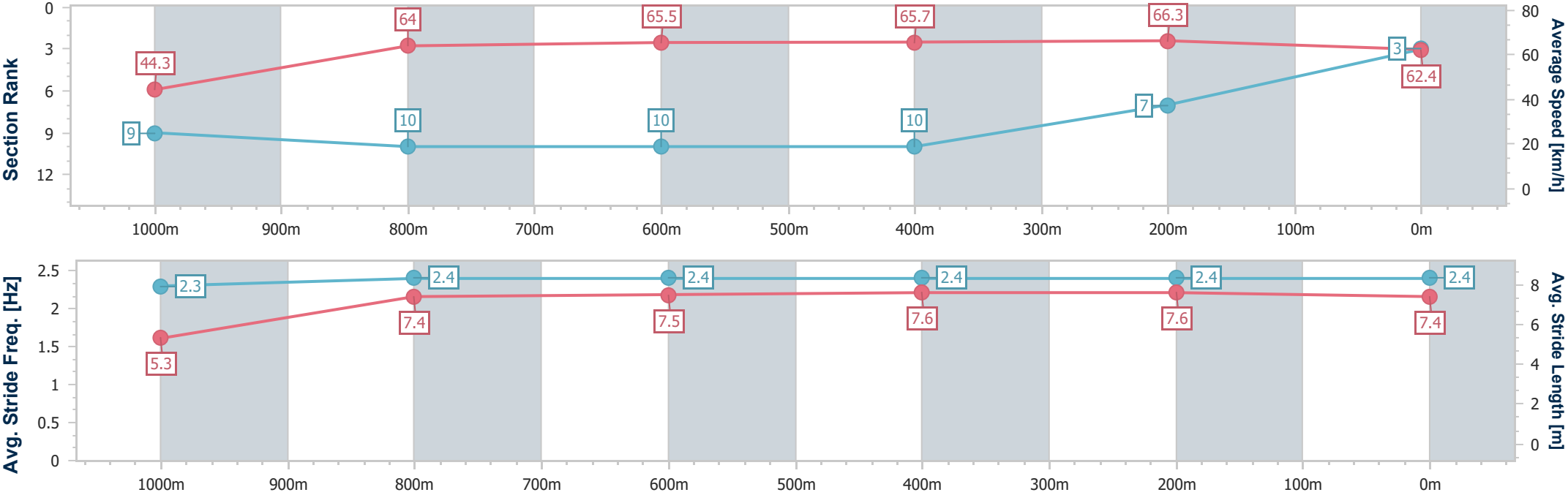
Horse/Jockey Name	Adranos
Final Rank	3
Fastest Section Time (Section)	0:08.95 (Overall)
Top Speed [km/h] (Section)	67.9 (800m)
Race State	Finished



DoombenProfessional  
Race 6: SKY RACING BENCHMARK 65 Handicap - 1110m  
06 August 2025 - 15:28  
Track Rating: Good 4, Weather: Fine, Rail Position: +5.5m Entire



Section	Overall	1000m	800m	600m	400m	200m							
Section Times	1:04.49 [3] (0:08.95)	0:55.54 [9] (0:11.31)	0:44.23 [10] (0:11.01)	0:33.22 [10] (0:10.86)	0:22.36 [10] (0:10.83)	0:11.53 [7] (0:11.53)							
Average Speed [km/h]	44.3	64.0	65.5	65.7	66.3	62.4							
Top Speed [km/h]	61.7	66.3	67.9	67.9	67.5	66.1							
Avg. Dist. to Rail [m]	8.4	2.3	0.6	1.8	1.3	2.5							
Avg. Stride Freq. [Hz]	2.3	2.4	2.4	2.4	2.4	2.4							
Avg. Stride Length [m]	5.3	7.4	7.5	7.6	7.6	7.4							





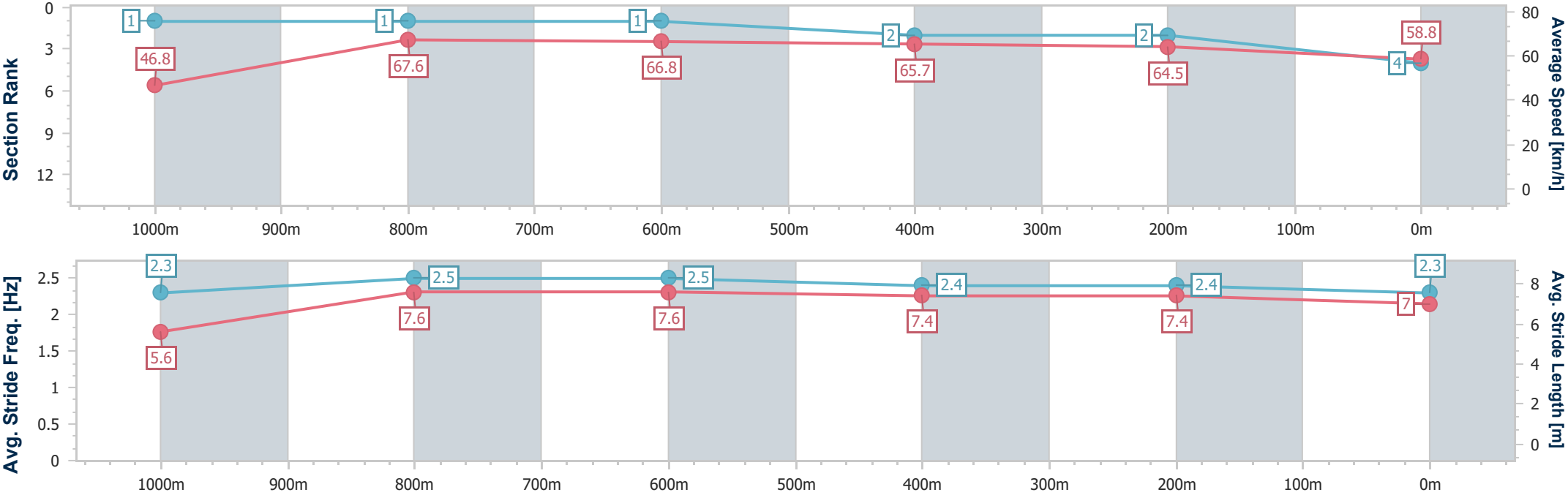
Horse/Jockey Name	Board Member
Final Rank	4
Fastest Section Time (Section)	0:08.51 (Overall)
Top Speed [km/h] (Section)	69.0 (1000m)
Race State	Finished



DoombenProfessional  
Race 6: SKY RACING BENCHMARK 65 Handicap - 1110m  
06 August 2025 - 15:28  
Track Rating: Good 4, Weather: Fine, Rail Position: +5.5m Entire



Section	Overall	1000m	800m	600m	400m	200m							
Section Times	1:04.54 [4] (0:08.51)	0:56.03 [1] (0:10.68)	0:45.35 [1] (0:10.88)	0:34.47 [1] (0:11.02)	0:23.45 [2] (0:11.19)	0:12.26 [2] (0:12.26)							
Average Speed [km/h]	46.8	67.6	66.8	65.7	64.5	58.8							
Top Speed [km/h]	64.9	69.0	67.7	67.6	65.4	63.7							
Avg. Dist. to Rail [m]	6.8	1.3	1.7	1.6	0.9	2.4							
Avg. Stride Freq. [Hz]	2.3	2.5	2.5	2.4	2.4	2.3							
Avg. Stride Length [m]	5.6	7.6	7.6	7.4	7.4	7.0							



[ ] Ranking at each section and finish  
-.-.- No data available at this section  
NA No data available



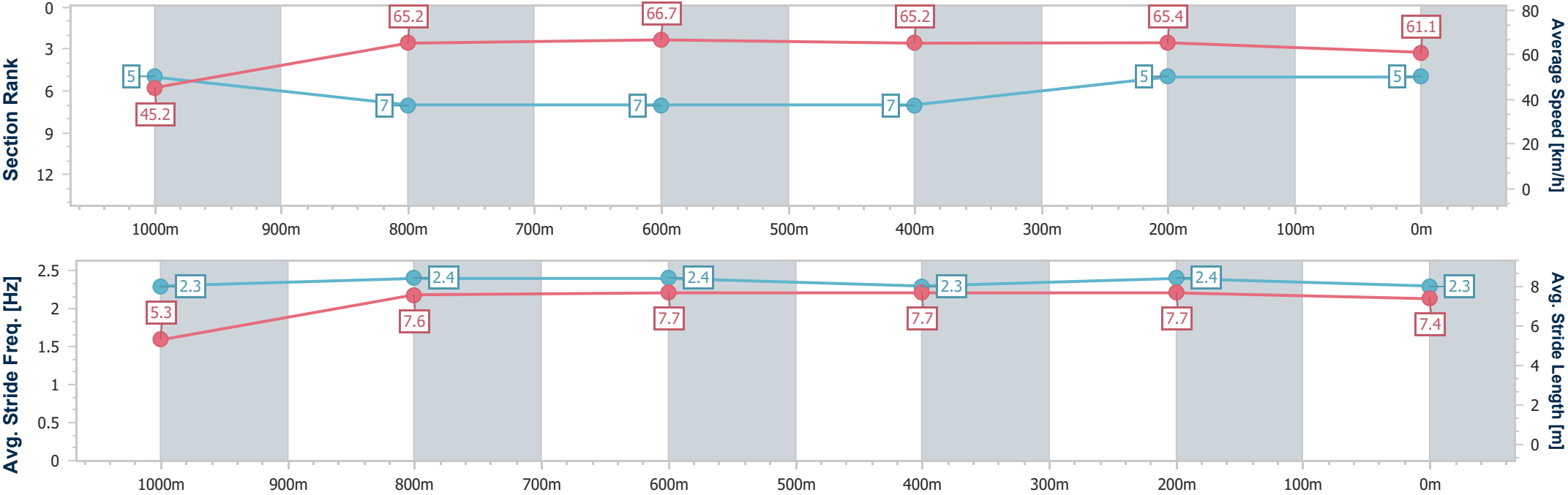
Horse/Jockey Name	Chamierro
Final Rank	5
Fastest Section Time (Section)	0:08.76 (Overall)
Top Speed [km/h] (Section)	67.9 (800m)
Race State	Finished



DoombenProfessional  
Race 6: SKY RACING BENCHMARK 65 Handicap - 1110m  
06 August 2025 - 15:28  
Track Rating: Good 4, Weather: Fine, Rail Position: +5.5m Entire



Section	Overall	1000m	800m	600m	400m	200m							
Section Times	1:04.55 [5] (0:08.76)	0:55.79 [5] (0:11.10)	0:44.69 [7] (0:10.86)	0:33.83 [7] (0:11.06)	0:22.77 [7] (0:10.97)	0:11.80 [5] (0:11.80)							
Average Speed [km/h]	45.2	65.2	66.7	65.2	65.4	61.1							
Top Speed [km/h]	64.1	67.1	67.9	66.9	66.4	64.7							
Avg. Dist. to Rail [m]	3.1	1.9	1.3	0.4	0.5	1.2							
Avg. Stride Freq. [Hz]	2.3	2.4	2.4	2.3	2.4	2.3							
Avg. Stride Length [m]	5.3	7.6	7.7	7.7	7.7	7.4							





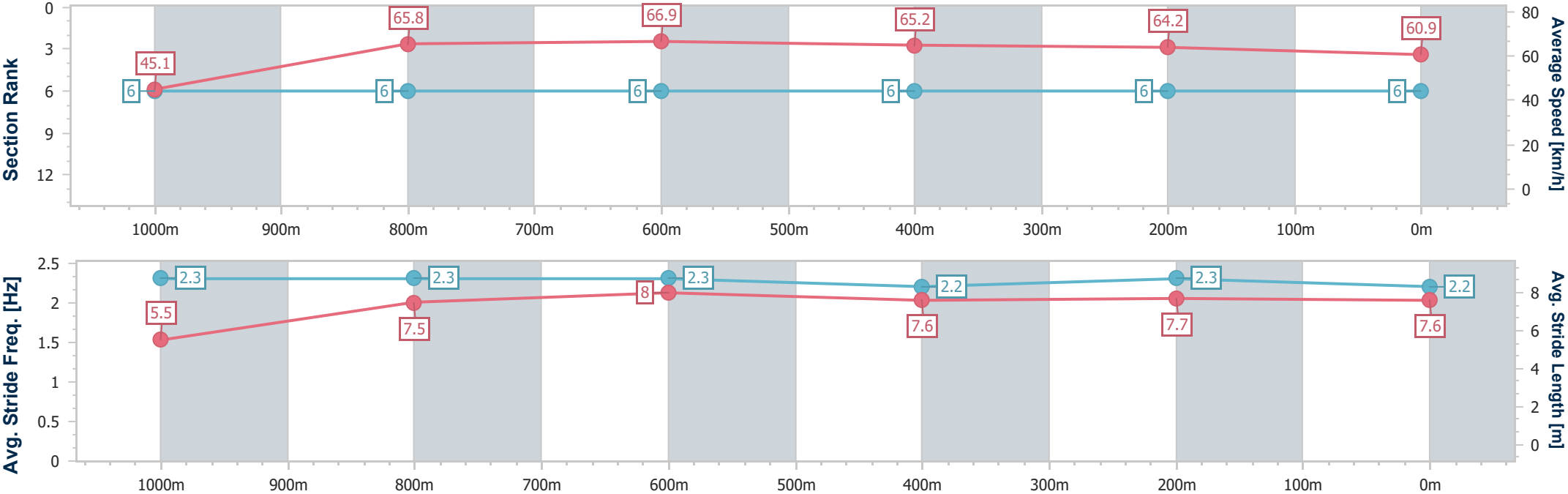
Horse/Jockey Name	The Sun Dance
Final Rank	6
Fastest Section Time (Section)	0:08.78 (Overall)
Top Speed [km/h] (Section)	68.7 (1000m)
Race State	Finished



DoombenProfessional  
Race 6: SKY RACING BENCHMARK 65 Handicap - 1110m  
06 August 2025 - 15:28  
Track Rating: Good 4, Weather: Fine, Rail Position: +5.5m Entire



Section	Overall	1000m	800m	600m	400m	200m							
Section Times	1:04.78 [6] (0:08.78)	0:56.00 [6] (0:11.03)	0:44.97 [6] (0:10.87)	0:34.10 [6] (0:11.05)	0:23.05 [6] (0:11.22)	0:11.83 [6] (0:11.83)							
Average Speed [km/h]	45.1	65.8	66.9	65.2	64.2	60.9							
Top Speed [km/h]	63.7	68.7	68.0	68.0	66.3	64.4							
Avg. Dist. to Rail [m]	4.6	2.7	1.9	0.5	1.8	3.6							
Avg. Stride Freq. [Hz]	2.3	2.3	2.3	2.2	2.3	2.2							
Avg. Stride Length [m]	5.5	7.5	8.0	7.6	7.7	7.6							







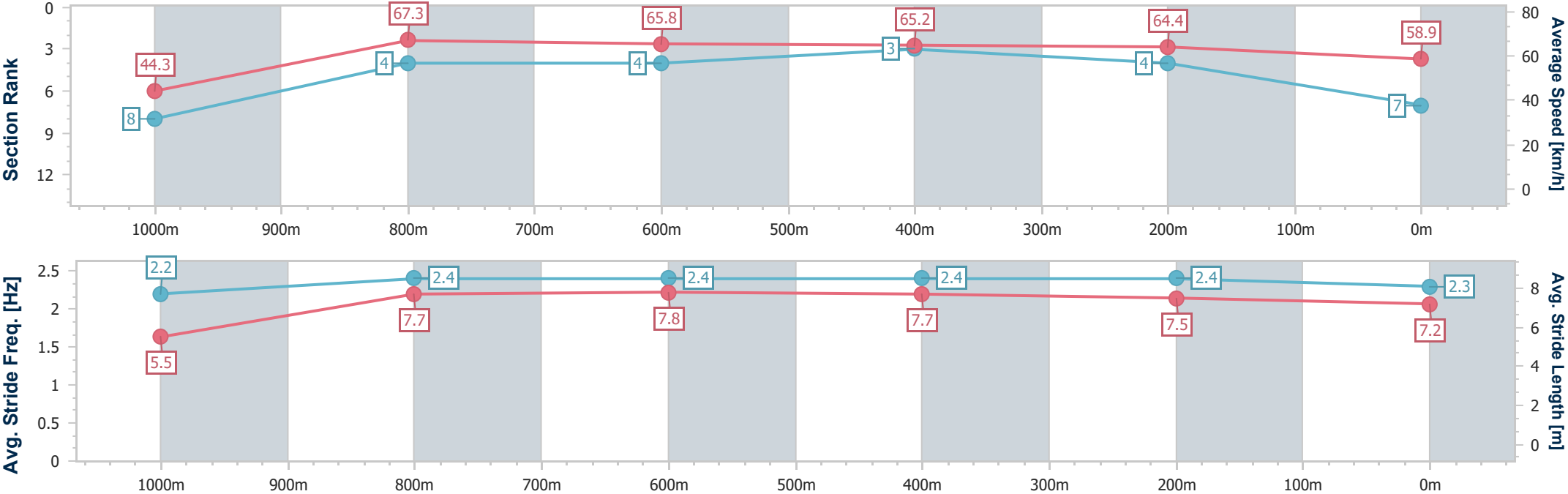
Horse/Jockey Name	Provance
Final Rank	7
Fastest Section Time (Section)	0:08.93 (Overall)
Top Speed [km/h] (Section)	68.9 (1000m)
Race State	Finished



DoombenProfessional  
Race 6: SKY RACING BENCHMARK 65 Handicap - 1110m  
06 August 2025 - 15:28  
Track Rating: Good 4, Weather: Fine, Rail Position: +5.5m Entire



Section	Overall	1000m	800m	600m	400m	200m							
Section Times	1:04.92 [7] (0:08.93)	0:55.99 [8] (0:10.71)	0:45.28 [4] (0:10.89)	0:34.39 [4] (0:11.00)	0:23.39 [3] (0:11.19)	0:12.20 [4] (0:12.20)							
Average Speed [km/h]	44.3	67.3	65.8	65.2	64.4	58.9							
Top Speed [km/h]	66.6	68.9	68.6	66.6	65.8	63.2							
Avg. Dist. to Rail [m]	2.8	0.9	0.2	1.0	1.9	2.3							
Avg. Stride Freq. [Hz]	2.2	2.4	2.4	2.4	2.4	2.3							
Avg. Stride Length [m]	5.5	7.7	7.8	7.7	7.5	7.2							





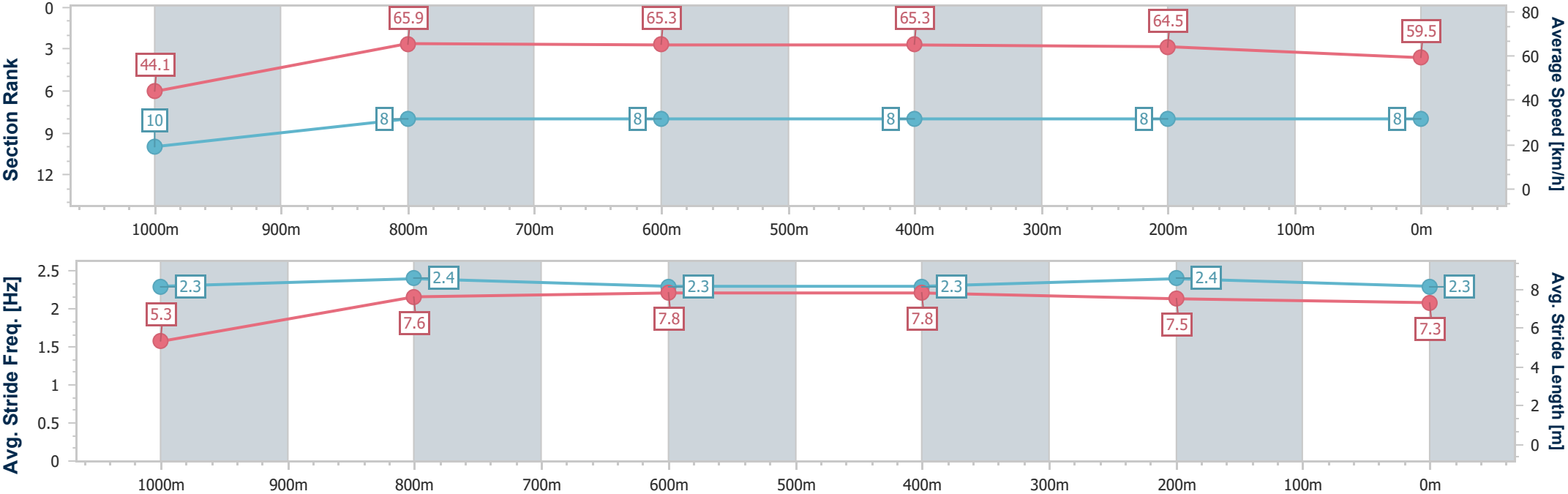
Horse/Jockey Name	Hell And Back
Final Rank	8
Fastest Section Time (Section)	0:08.98 (Overall)
Top Speed [km/h] (Section)	69.0 (1000m)
Race State	Finished



DoombenProfessional  
Race 6: SKY RACING BENCHMARK 65 Handicap - 1110m  
06 August 2025 - 15:28  
Track Rating: Good 4, Weather: Fine, Rail Position: +5.5m Entire



Section	Overall	1000m	800m	600m	400m	200m							
Section Times	1:05.17 [8] (0:08.98)	0:56.19 [10] (0:10.98)	0:45.21 [8] (0:11.02)	0:34.19 [8] (0:10.98)	0:23.21 [8] (0:11.11)	0:12.10 [8] (0:12.10)							
Average Speed [km/h]	44.1	65.9	65.3	65.3	64.5	59.5							
Top Speed [km/h]	62.4	69.0	66.5	66.9	66.6	62.8							
Avg. Dist. to Rail [m]	4.9	0.8	0.4	1.0	1.5	1.0							
Avg. Stride Freq. [Hz]	2.3	2.4	2.3	2.3	2.4	2.3							
Avg. Stride Length [m]	5.3	7.6	7.8	7.8	7.5	7.3							





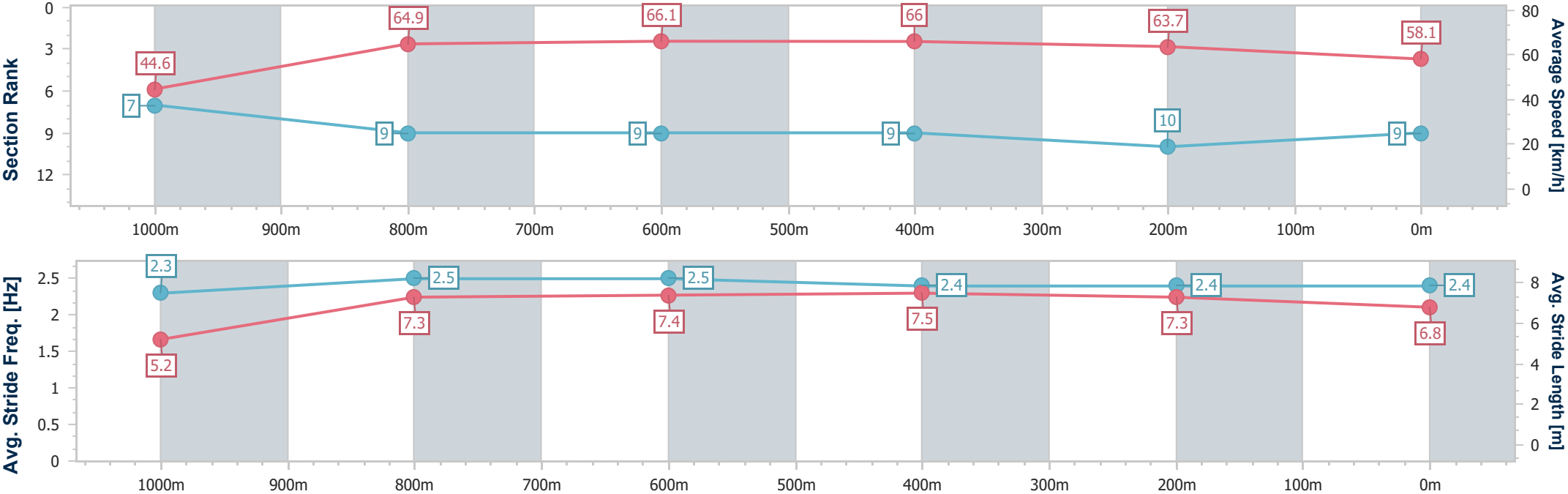
Horse/Jockey Name	Deep Tiara
Final Rank	9
Fastest Section Time (Section)	0:08.91 (Overall)
Top Speed [km/h] (Section)	67.9 (600m)
Race State	Finished



DoombenProfessional  
Race 6: SKY RACING BENCHMARK 65 Handicap - 1110m  
06 August 2025 - 15:28  
Track Rating: Good 4, Weather: Fine, Rail Position: +5.5m Entire



Section	Overall	1000m	800m	600m	400m	200m							
Section Times	1:05.65 [9] (0:08.91)	0:56.74 [7] (0:11.13)	0:45.61 [9] (0:11.00)	0:34.61 [9] (0:10.93)	0:23.68 [9] (0:11.26)	0:12.42 [10] (0:12.42)							
Average Speed [km/h]	44.6	64.9	66.1	66.0	63.7	58.1							
Top Speed [km/h]	61.9	66.9	67.2	67.9	65.3	61.3							
Avg. Dist. to Rail [m]	6.8	2.0	2.0	0.5	0.7	1.5							
Avg. Stride Freq. [Hz]	2.3	2.5	2.5	2.4	2.4	2.4							
Avg. Stride Length [m]	5.2	7.3	7.4	7.5	7.3	6.8							





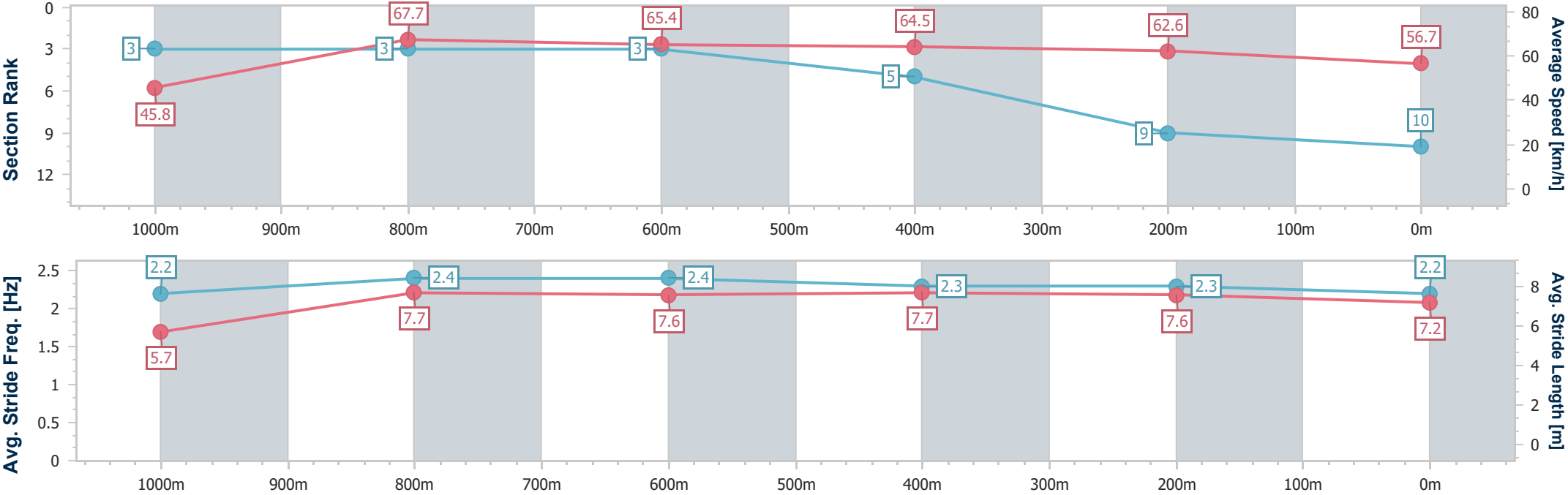
Horse/Jockey Name	West Cork
Final Rank	10
Fastest Section Time (Section)	0:08.64 (Overall)
Top Speed [km/h] (Section)	69.0 (1000m)
Race State	Finished



DoombenProfessional  
Race 6: SKY RACING BENCHMARK 65 Handicap - 1110m  
06 August 2025 - 15:28  
Track Rating: Good 4, Weather: Fine, Rail Position: +5.5m Entire



Section	Overall	1000m	800m	600m	400m	200m							
Section Times	1:05.80 [10] (0:08.64)	0:57.16 [3] (0:10.69)	0:46.47 [3] (0:11.12)	0:35.35 [3] (0:11.17)	0:24.18 [5] (0:11.52)	0:12.66 [9] (0:12.66)							
Average Speed [km/h]	45.8	67.7	65.4	64.5	62.6	56.7							
Top Speed [km/h]	65.8	69.0	66.6	65.6	63.9	60.2							
Avg. Dist. to Rail [m]	10.7	4.3	2.0	0.5	1.2	2.1							
Avg. Stride Freq. [Hz]	2.2	2.4	2.4	2.3	2.3	2.2							
Avg. Stride Length [m]	5.7	7.7	7.6	7.7	7.6	7.2							





# DoombenProfessional

## Race 7: XXXX GOLD Class 1 Handicap - 1350m

06 August 2025 - 16:04



BRISBANE  
RACING CLUB

Track Rating: Good 4, Weather: Fine, Rail Position: +5.5m Entire

Section						Overall	1200m	1000m	800m	600m	400m	Last 600m		
Field Times						1:20.34 (0:10.98)	1:09.36 (0:10.74)	0:58.62 (0:11.39)	0:47.23 (0:11.95)	0:35.28 (0:12.11)	0:23.17 (0:11.39)	0:00.00		
Rank	TAB	Horse/Jockey	Barrier	Top Speed [km/h]	Fastest Section									Distance Travelled [m]
1	8	RED HOT LIZZIE	3	66.5	0:10.98	1:20.34 [1]	1:09.36 [1]	0:58.33 [5]	0:46.82 [5]	0:34.92 [5]	0:22.94 [6]	0:34.92		
		Martin Harley		1200m	Overall	(0:10.98)	(0:11.03)	(0:11.51)	(0:11.90)	(0:11.98)	(0:11.20)			
2	2	CHIEF IN CHARGE	5	66.3	0:11.02	1:20.76 [2]	1:09.30 [7]	0:58.28 [7]	0:46.78 [7]	0:34.98 [8]	0:23.03 [8]	0:34.98 +2		
		Jag Guthmann-Chester		1200m	1200m	(0:11.46)	(0:11.02)	(0:11.50)	(0:11.80)	(0:11.95)	(0:11.16)			
3	3	ECCLESTONE	11	67.0	0:10.87	1:20.77 [3]	1:09.69 [5]	0:58.82 [3]	0:47.45 [3]	0:35.50 [4]	0:23.60 [2]	0:35.50 +3		
		Ben Thompson		1200m	1200m	(0:11.08)	(0:10.87)	(0:11.37)	(0:11.95)	(0:11.90)	(0:11.39)			
4	11	CHERISH THE DAY	10	66.2	0:10.93	1:20.79 [4]	1:09.24 [8]	0:58.31 [8]	0:46.74 [8]	0:35.01 [7]	0:23.20 [7]	0:35.01 +3		
		Cejay Graham		1200m	1200m	(0:11.55)	(0:10.93)	(0:11.57)	(0:11.73)	(0:11.81)	(0:11.31)			
5	6	NINJITZOU	6	65.0	0:11.11	1:20.87 [5]	1:09.76 [6]	0:58.59 [6]	0:47.11 [6]	0:35.28 [6]	0:23.56 [4]	0:35.28 +0		
		Winona Costin		1200m	Overall	(0:11.11)	(0:11.17)	(0:11.48)	(0:11.83)	(0:11.72)	(0:11.53)			
6	10	BOLSHEVIC ROAD	1	Data was not able to be tracked for this horse		-:-:-	-:-:-	-:-:-	-:-:-	-:-:-	-:-:-	-:-:- -:-:-		
		Luke Dempsey												
7	9	RUNAWAY TYCOON	8	67.8	0:10.83	1:21.03 [7]	1:10.04 [2]	0:59.21 [2]	0:47.77 [2]	0:35.85 [3]	0:23.86 [3]	0:35.85 -1		
		Jake Bayliss		1200m	1200m	(0:10.99)	(0:10.83)	(0:11.44)	(0:11.92)	(0:11.99)	(0:11.54)			
8	13	SUGAR ISLAND	2	66.6	0:10.93	1:21.05 [8]	1:10.01 [4]	0:59.08 [4]	0:47.72 [4]	0:35.87 [2]	0:23.69 [5]	0:35.87 -2		
		Tahlia Fenlon		1200m	1200m	(0:11.04)	(0:10.93)	(0:11.36)	(0:11.85)	(0:12.18)	(0:11.52)			
9	4	HE'S A SAINT	9	66.5	0:10.95	1:21.18 [9]	1:09.32 [10]	0:58.37 [10]	0:46.79 [10]	0:35.11 [10]	0:23.15 [10]	0:35.11 +5		
		Cobi Vitler		400m	1200m	(0:11.86)	(0:10.95)	(0:11.58)	(0:11.68)	(0:11.96)	(0:11.32)			
10	14	UCELLE	4	69.8	0:10.70	1:21.19 [10]	1:10.17 [3]	0:59.47 [1]	0:48.08 [1]	0:36.13 [1]	0:24.02 [1]	0:36.13 -1		
		Georgina Cartwright		1200m	1200m	(0:11.02)	(0:10.70)	(0:11.39)	(0:11.95)	(0:12.11)	(0:11.63)			

Scratched: Native King (#1), Harley Charlie (#15), Meltdown (#7), Ready For The Trip (#5)

Report Created: Wed 6 August 2025 16:41 GMT+1 (Note: Timing is based on position data)

Page 1/15

[ ] Ranking at each section and finish  
-:--:- No data available at this section  
NA No data available

SCN Saddle cloth number  
DNF Did not finish  
DNT Did not track

data processed by  TRIPLESDATA



DoombenProfessional

Race 7: XXXX GOLD Class 1 Handicap - 1350m

06 August 2025 - 16:04



BRISBANE  
RACING CLUB

Track Rating: Good 4, Weather: Fine, Rail Position: +5.5m Entire

Section					Overall	1200m	1000m	800m	600m	400m	Last 600m		
Field Times					1:20.34 (0:10.98)	1:09.36 (0:10.74)	0:58.62 (0:11.39)	0:47.23 (0:11.95)	0:35.28 (0:12.11)	0:23.17 (0:11.39)	0:00.00		
Rank	TAB	Horse/Jockey	Barrier	Top Speed [km/h]	Fastest Section							Distance Travelled [m]	
11	12	DUCHESS BREE	7	66.6	0:10.91	1:21.32 [11]	1:09.65 [9]	0:58.74 [9]	0:47.18 [9]	0:35.37 [9]	0:23.44 [9]	0:35.37	+1
		Karl Zechner		1200m	1200m	(0:11.67)	(0:10.91)	(0:11.56)	(0:11.81)	(0:11.93)	(0:11.34)		

Scratched: Native King (#1), Harley Charlie (#15), Meltdown (#7), Ready For The Trip (#5)



# DoombenProfessional

## Race 7: XXXX GOLD Class 1 Handicap - 1350m

06 August 2025 - 16:04



BRISBANE  
RACING CLUB

Track Rating: Good 4, Weather: Fine, Rail Position: +5.5m Entire

Section Field Times				200m 0:11.78 (0:11.78)				Last 600m 0:00.00			
Rank	TAB	Horse/Jockey	Barrier	Top Speed [km/h]	Fastest Section	Margin	Margin			Distance Travelled [m]	
1	8	RED HOT LIZZIE	3	66.5	0:10.98	0:11.74 [2]	1:20.34		0:34.92		
		Martin Harley		1200m	Overall	(0:11.74)					
2	2	CHIEF IN CHARGE	5	66.3	0:11.02	0:11.87 [7]	2.46L		0:34.98	+2	
		Jag Guthmann-Chester		1200m	1200m	(0:11.87)					
3	3	ECCLESTONE	11	67.0	0:10.87	0:12.21 [1]	2.52L		0:35.50	+3	
		Ben Thompson		1200m	1200m	(0:12.21)					
4	11	CHERISH THE DAY	10	66.2	0:10.93	0:11.89 [8]	2.63L		0:35.01	+3	
		Cejay Graham		1200m	1200m	(0:11.89)					
5	6	NINJITZOU	6	65.0	0:11.11	0:12.03 [5]	3.11L		0:35.28	+0	
		Winona Costin		1200m	Overall	(0:12.03)					
6	10	BOLSHEVIC ROAD	1	Data was not able to be tracked for this horse		-:--:-	3.96L		-:--:-	----	
		Luke Dempsey									
7	9	RUNAWAY TYCOON	8	67.8	0:10.83	0:12.32 [3]	4.06L		0:35.85	-1	
		Jake Bayliss		1200m	1200m	(0:12.32)					
8	13	SUGAR ISLAND	2	66.6	0:10.93	0:12.17 [6]	4.16L		0:35.87	-2	
		Tahlia Fenlon		1200m	1200m	(0:12.17)					
9	4	HE'S A SAINT	9	66.5	0:10.95	0:11.83 [10]	4.91L		0:35.11	+5	
		Cobi Vitler		400m	1200m	(0:11.83)					
10	14	UCELLE	4	69.8	0:10.70	0:12.39 [4]	5.02L		0:36.13	-1	
		Georgina Cartwright		1200m	1200m	(0:12.39)					

Scratched: Native King (#1), Harley Charlie (#15), Meltdown (#7), Ready For The Trip (#5)

Report Created: Wed 6 August 2025 16:41 GMT+1 (Note: Timing is based on position data)

Page 3/15

[ ] Ranking at each section and finish  
-:--:- No data available at this section  
NA No data available

SCN Saddle cloth number  
DNF Did not finish  
DNT Did not track

data processed by  TRIPLESDATA



# DoombenProfessional

## Race 7: XXXX GOLD Class 1 Handicap - 1350m

06 August 2025 - 16:04



BRISBANE  
RACING CLUB

Track Rating: Good 4, Weather: Fine, Rail Position: +5.5m Entire

Section						200m	Last 600m	
Field Times						0:11.78 (0:11.78)	0:00.00	
Rank	TAB	Horse/Jockey	Barrier	Top Speed [km/h]	Fastest Section	Margin		
11	12	DUCHESS BREE	7	66.6	0:10.91	0:12.10 [9]	5.73L	0:35.37
		Karl Zechner		1200m	1200m	(0:12.10)		+1

Scratched: Native King (#1), Harley Charlie (#15), Meltdown (#7), Ready For The Trip (#5)





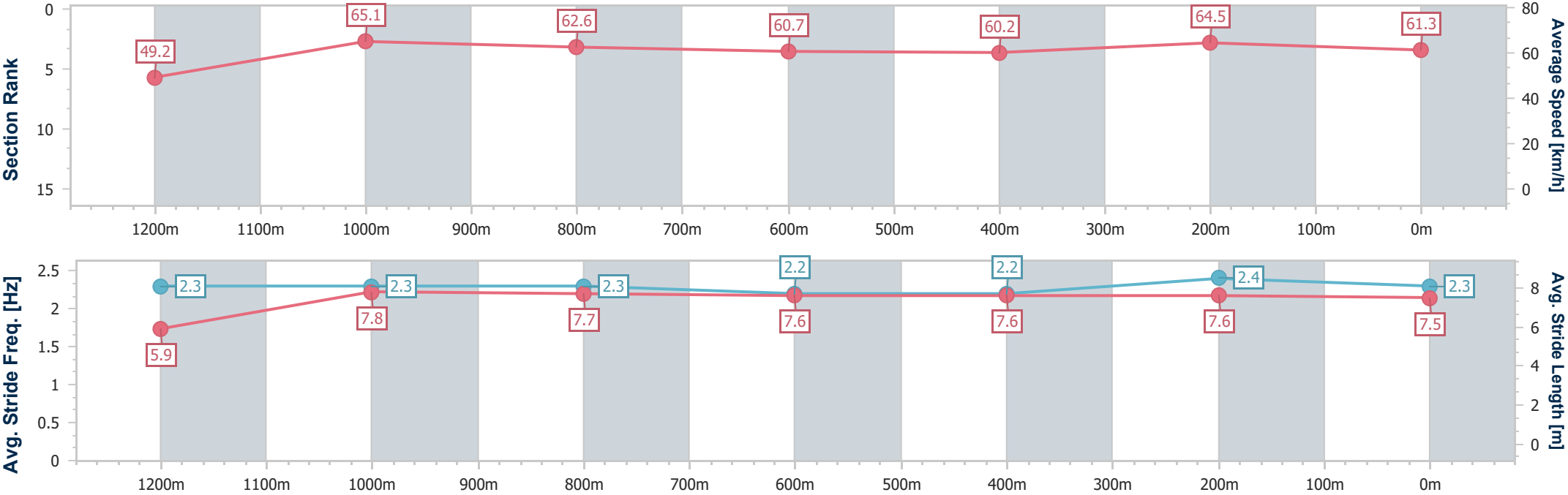
Horse/Jockey Name	Red Hot Lizzie
Final Rank	1
Fastest Section Time (Section)	0:10.98 (Overall)
Top Speed [km/h] (Section)	66.5 (1200m)
Race State	Finished



DoombenProfessional  
Race 7: XXXX GOLD Class 1 Handicap - 1350m  
06 August 2025 - 16:04  
Track Rating: Good 4, Weather: Fine, Rail Position: +5.5m Entire



Section	Overall	1200m	1000m	800m	600m	400m	200m						
Section Times	1:20.34 [1] (0:10.98)	1:09.36 [1] (0:11.03)	0:58.33 [5] (0:11.51)	0:46.82 [5] (0:11.90)	0:34.92 [5] (0:11.98)	0:22.94 [6] (0:11.20)	0:11.74 [2] (0:11.74)						
Average Speed [km/h]	49.2	65.1	62.6	60.7	60.2	64.5	61.3						
Top Speed [km/h]	66.1	66.5	65.2	62.5	62.6	66.2	63.9						
Avg. Dist. to Rail [m]	4.3	1.9	1.2	0.4	0.2	2.8	5.4						
Avg. Stride Freq. [Hz]	2.3	2.3	2.3	2.2	2.2	2.4	2.3						
Avg. Stride Length [m]	5.9	7.8	7.7	7.6	7.6	7.6	7.5						





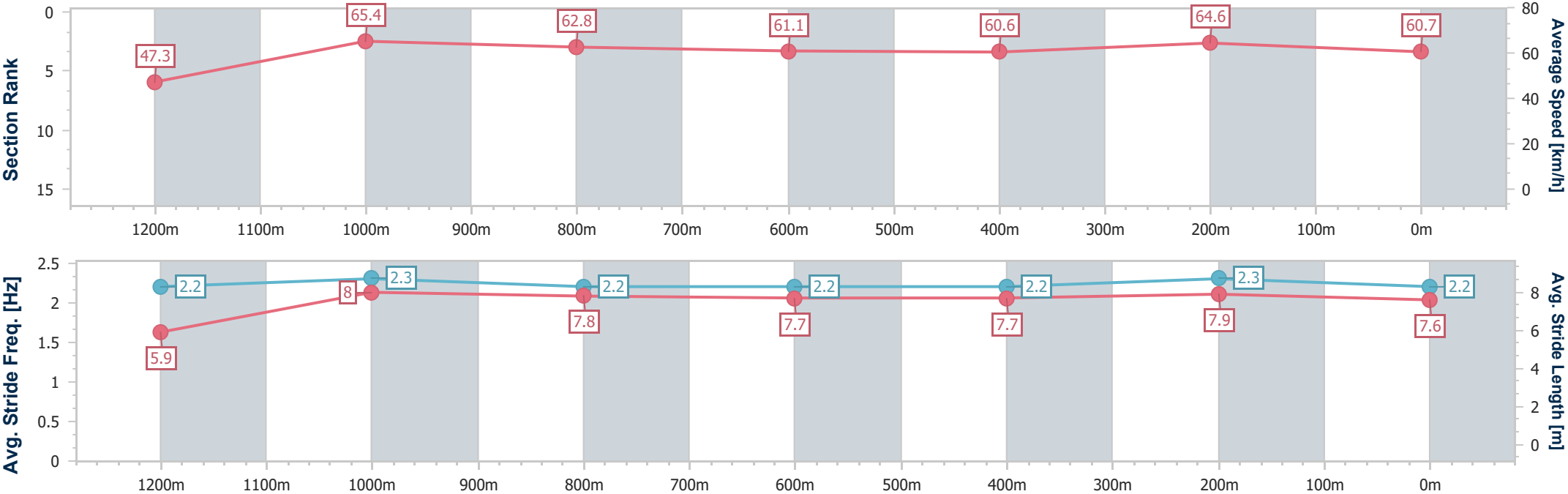
Horse/Jockey Name	Chief In Charge
Final Rank	2
Fastest Section Time (Section)	0:11.02 (1200m)
Top Speed [km/h] (Section)	66.3 (1200m)
Race State	Finished



DoombenProfessional  
Race 7: XXXX GOLD Class 1 Handicap - 1350m  
06 August 2025 - 16:04  
Track Rating: Good 4, Weather: Fine, Rail Position: +5.5m Entire



Section	Overall	1200m	1000m	800m	600m	400m	200m						
Section Times	1:20.76 [2] (0:11.46)	1:09.30 [7] (0:11.02)	0:58.28 [7] (0:11.50)	0:46.78 [7] (0:11.80)	0:34.98 [8] (0:11.95)	0:23.03 [8] (0:11.16)	0:11.87 [7] (0:11.87)						
Average Speed [km/h]	47.3	65.4	62.8	61.1	60.6	64.6	60.7						
Top Speed [km/h]	64.4	66.3	64.8	61.7	62.2	66.0	64.6						
Avg. Dist. to Rail [m]	6.2	1.6	1.3	0.6	0.5	2.0	2.9						
Avg. Stride Freq. [Hz]	2.2	2.3	2.2	2.2	2.2	2.3	2.2						
Avg. Stride Length [m]	5.9	8.0	7.8	7.7	7.7	7.9	7.6						



[ ] Ranking at each section and finish  
-.-.- No data available at this section  
NA No data available



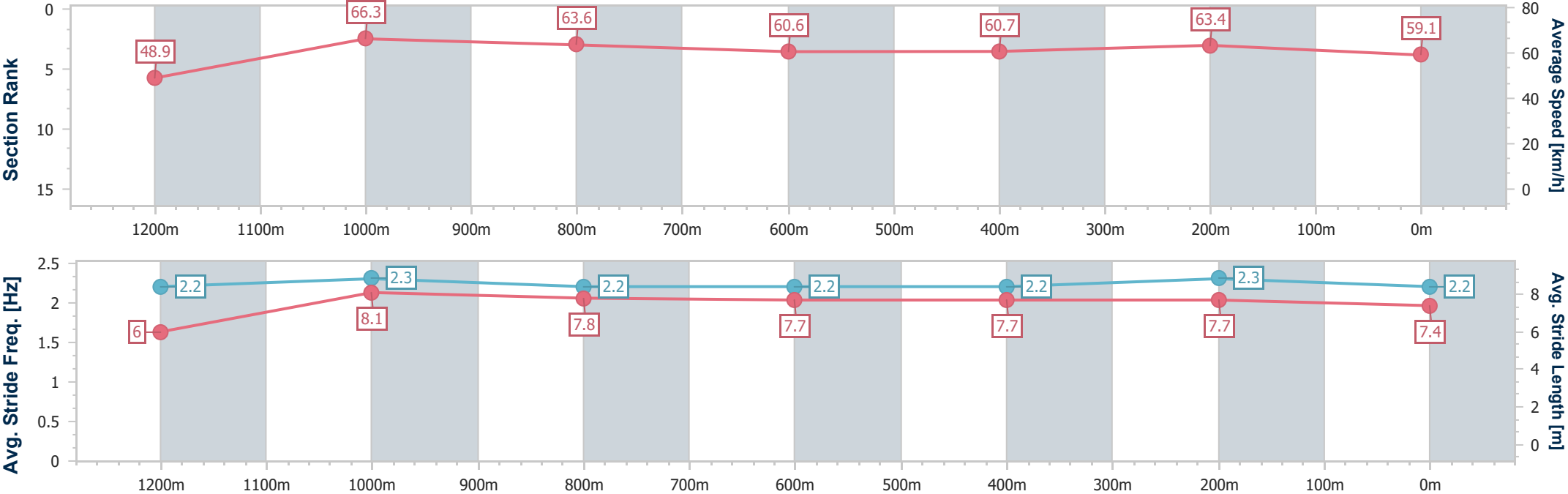
Horse/Jockey Name	Ecclestone
Final Rank	3
Fastest Section Time (Section)	0:10.87 (1200m)
Top Speed [km/h] (Section)	67.0 (1200m)
Race State	Finished



DoombenProfessional  
Race 7: XXXX GOLD Class 1 Handicap - 1350m  
06 August 2025 - 16:04  
Track Rating: Good 4, Weather: Fine, Rail Position: +5.5m Entire



Section	Overall	1200m	1000m	800m	600m	400m	200m						
Section Times	1:20.77 [3] (0:11.08)	1:09.69 [5] (0:10.87)	0:58.82 [3] (0:11.37)	0:47.45 [3] (0:11.95)	0:35.50 [4] (0:11.90)	0:23.60 [2] (0:11.39)	0:12.21 [1] (0:12.21)						
Average Speed [km/h]	48.9	66.3	63.6	60.6	60.7	63.4	59.1						
Top Speed [km/h]	65.6	67.0	65.8	61.7	62.4	64.7	62.7						
Avg. Dist. to Rail [m]	11.2	4.8	1.8	1.3	0.9	1.6	4.1						
Avg. Stride Freq. [Hz]	2.2	2.3	2.2	2.2	2.2	2.3	2.2						
Avg. Stride Length [m]	6.0	8.1	7.8	7.7	7.7	7.7	7.4						





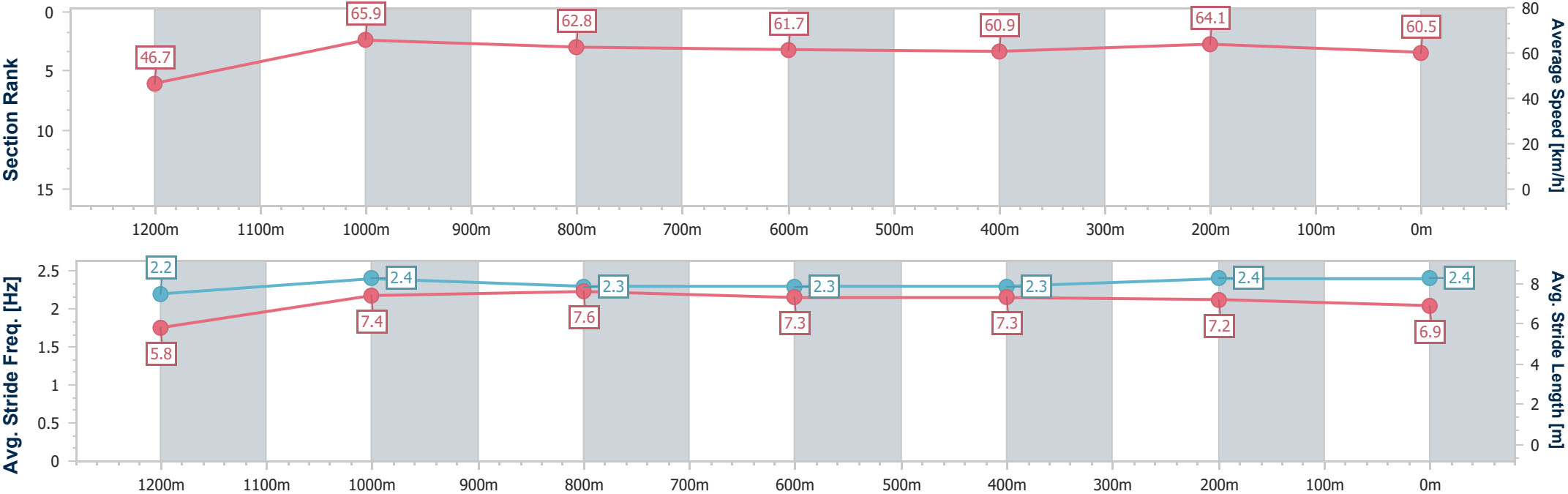
Horse/Jockey Name	Cherish The Day
Final Rank	4
Fastest Section Time (Section)	0:10.93 (1200m)
Top Speed [km/h] (Section)	66.2 (1200m)
Race State	Finished



DoombenProfessional  
Race 7: XXXX GOLD Class 1 Handicap - 1350m  
06 August 2025 - 16:04  
Track Rating: Good 4, Weather: Fine, Rail Position: +5.5m Entire



Section	Overall	1200m	1000m	800m	600m	400m	200m						
Section Times	1:20.79 [4] (0:11.55)	1:09.24 [8] (0:10.93)	0:58.31 [8] (0:11.57)	0:46.74 [8] (0:11.73)	0:35.01 [7] (0:11.81)	0:23.20 [7] (0:11.31)	0:11.89 [8] (0:11.89)						
Average Speed [km/h]	46.7	65.9	62.8	61.7	60.9	64.1	60.5						
Top Speed [km/h]	64.7	66.2	65.4	62.5	62.5	64.4	63.3						
Avg. Dist. to Rail [m]	9.6	2.9	3.2	1.2	0.3	2.8	5.5						
Avg. Stride Freq. [Hz]	2.2	2.4	2.3	2.3	2.3	2.4	2.4						
Avg. Stride Length [m]	5.8	7.4	7.6	7.3	7.3	7.2	6.9						



[ ] Ranking at each section and finish  
-.-.- No data available at this section  
NA No data available



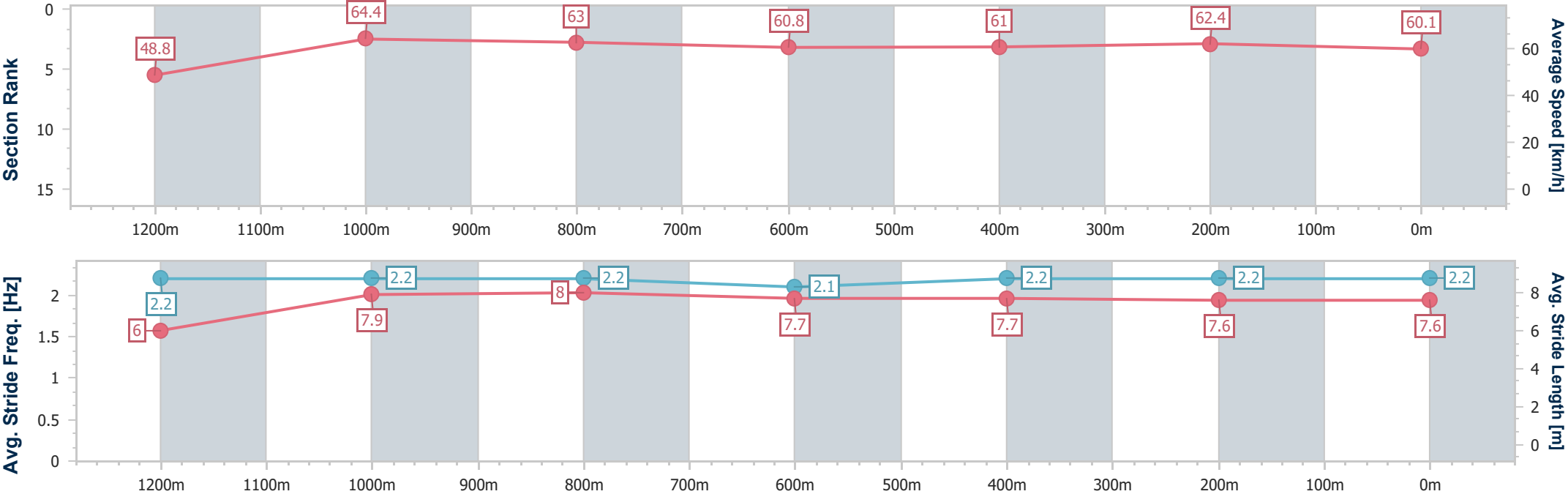
Horse/Jockey Name	Ninjitrou
Final Rank	5
Fastest Section Time (Section)	0:11.11 (Overall)
Top Speed [km/h] (Section)	65.0 (1200m)
Race State	Finished



DoombenProfessional  
Race 7: XXXX GOLD Class 1 Handicap - 1350m  
06 August 2025 - 16:04  
Track Rating: Good 4, Weather: Fine, Rail Position: +5.5m Entire



Section	Overall	1200m	1000m	800m	600m	400m	200m						
Section Times	1:20.87 [5] (0:11.11)	1:09.76 [6] (0:11.17)	0:58.59 [6] (0:11.48)	0:47.11 [6] (0:11.83)	0:35.28 [6] (0:11.72)	0:23.56 [4] (0:11.53)	0:12.03 [5] (0:12.03)						
Average Speed [km/h]	48.8	64.4	63.0	60.8	61.0	62.4	60.1						
Top Speed [km/h]	64.9	65.0	64.5	61.4	62.0	63.3	62.0						
Avg. Dist. to Rail [m]	7.3	3.2	2.1	0.7	1.3	2.9	5.6						
Avg. Stride Freq. [Hz]	2.2	2.2	2.2	2.1	2.2	2.2	2.2						
Avg. Stride Length [m]	6.0	7.9	8.0	7.7	7.7	7.6	7.6						



- [ ] Ranking at each section and finish
- .-.- No data available at this section
- NA No data available



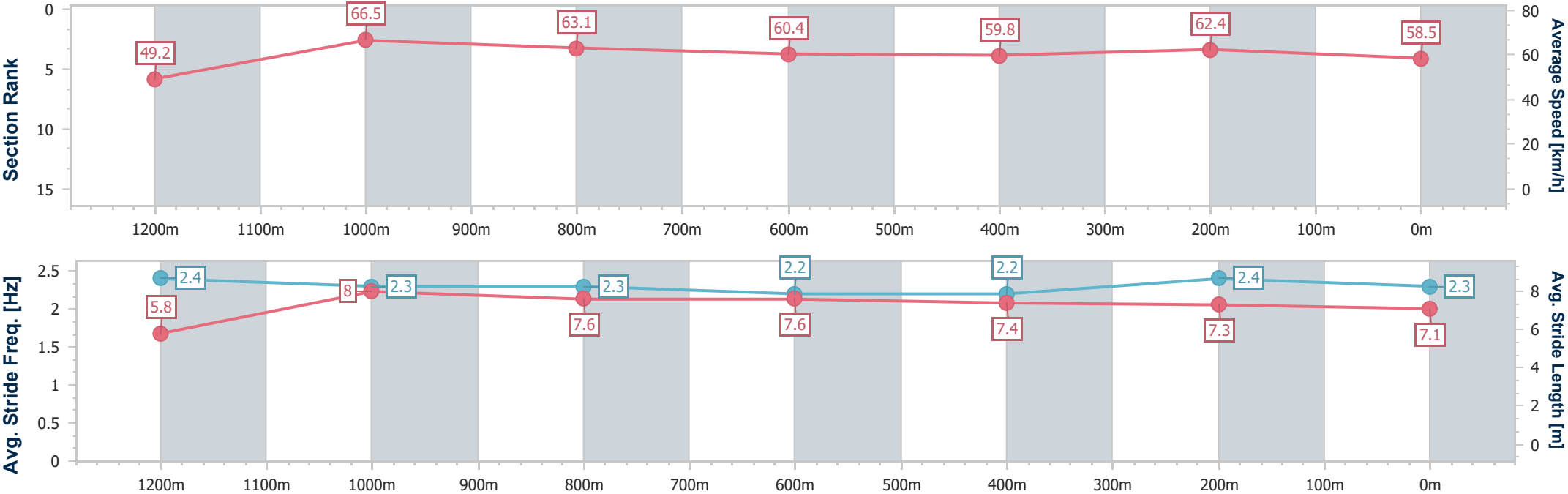
Horse/Jockey Name	Runaway Tycoon
Final Rank	7
Fastest Section Time (Section)	0:10.83 (1200m)
Top Speed [km/h] (Section)	67.8 (1200m)
Race State	Finished



DoombenProfessional  
Race 7: XXXX GOLD Class 1 Handicap - 1350m  
06 August 2025 - 16:04  
Track Rating: Good 4, Weather: Fine, Rail Position: +5.5m Entire



Section	Overall	1200m	1000m	800m	600m	400m	200m						
Section Times	1:21.03 [7] (0:10.99)	1:10.04 [2] (0:10.83)	0:59.21 [2] (0:11.44)	0:47.77 [2] (0:11.92)	0:35.85 [3] (0:11.99)	0:23.86 [3] (0:11.54)	0:12.32 [3] (0:12.32)						
Average Speed [km/h]	49.2	66.5	63.1	60.4	59.8	62.4	58.5						
Top Speed [km/h]	65.5	67.8	65.2	62.3	62.0	63.8	61.4						
Avg. Dist. to Rail [m]	9.0	4.3	1.2	0.7	0.7	1.1	2.3						
Avg. Stride Freq. [Hz]	2.4	2.3	2.3	2.2	2.2	2.4	2.3						
Avg. Stride Length [m]	5.8	8.0	7.6	7.6	7.4	7.3	7.1						





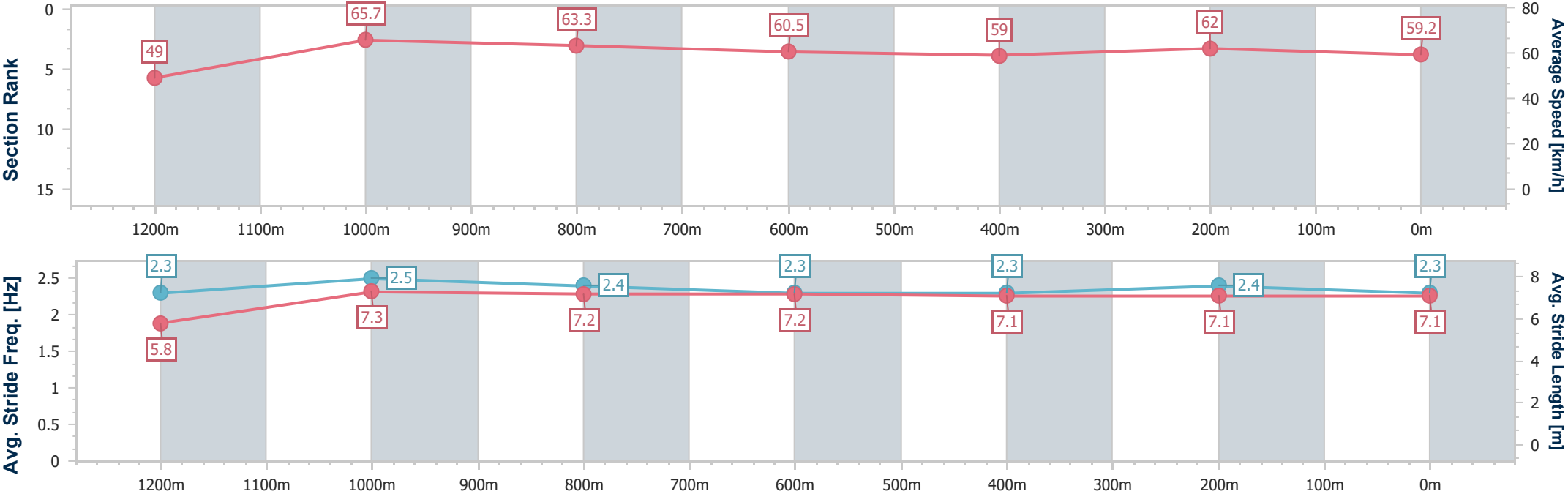
Horse/Jockey Name	Sugar Island
Final Rank	8
Fastest Section Time (Section)	0:10.93 (1200m)
Top Speed [km/h] (Section)	66.6 (1200m)
Race State	Finished



DoombenProfessional  
Race 7: XXXX GOLD Class 1 Handicap - 1350m  
06 August 2025 - 16:04  
Track Rating: Good 4, Weather: Fine, Rail Position: +5.5m Entire



Section	Overall	1200m	1000m	800m	600m	400m	200m						
Section Times	1:21.05 [8] (0:11.04)	1:10.01 [4] (0:10.93)	0:59.08 [4] (0:11.36)	0:47.72 [4] (0:11.85)	0:35.87 [2] (0:12.18)	0:23.69 [5] (0:11.52)	0:12.17 [6] (0:12.17)						
Average Speed [km/h]	49.0	65.7	63.3	60.5	59.0	62.0	59.2						
Top Speed [km/h]	66.0	66.6	65.4	61.7	61.3	63.6	62.2						
Avg. Dist. to Rail [m]	2.4	0.7	0.7	0.1	1.1	2.3	1.1						
Avg. Stride Freq. [Hz]	2.3	2.5	2.4	2.3	2.3	2.4	2.3						
Avg. Stride Length [m]	5.8	7.3	7.2	7.2	7.1	7.1	7.1						





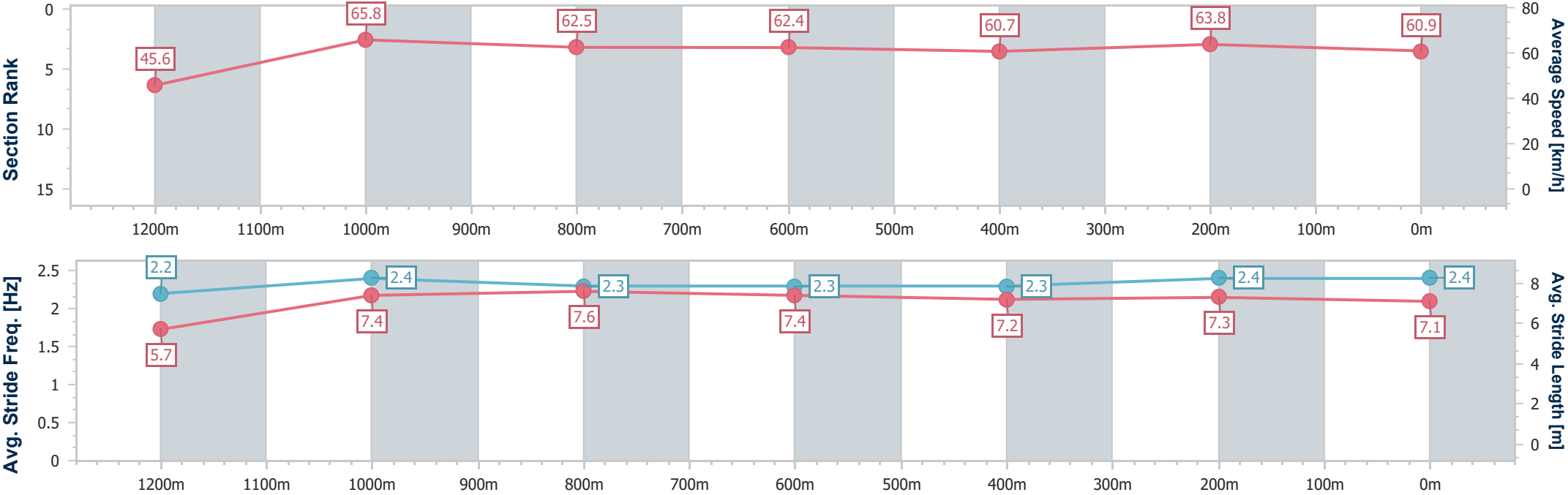
Horse/Jockey Name	He's A Saint
Final Rank	9
Fastest Section Time (Section)	0:10.95 (1200m)
Top Speed [km/h] (Section)	66.5 (400m)
Race State	Finished



DoombenProfessional  
Race 7: XXXX GOLD Class 1 Handicap - 1350m  
06 August 2025 - 16:04  
Track Rating: Good 4, Weather: Fine, Rail Position: +5.5m Entire



Section	Overall	1200m	1000m	800m	600m	400m	200m						
Section Times	1:21.18 [9] (0:11.86)	1:09.32 [10] (0:10.95)	0:58.37 [10] (0:11.58)	0:46.79 [10] (0:11.68)	0:35.11 [10] (0:11.96)	0:23.15 [10] (0:11.32)	0:11.83 [10] (0:11.83)						
Average Speed [km/h]	45.6	65.8	62.5	62.4	60.7	63.8	60.9						
Top Speed [km/h]	63.6	66.3	66.2	63.2	62.1	66.5	63.8						
Avg. Dist. to Rail [m]	8.9	3.3	1.8	1.8	1.7	3.6	5.2						
Avg. Stride Freq. [Hz]	2.2	2.4	2.3	2.3	2.3	2.4	2.4						
Avg. Stride Length [m]	5.7	7.4	7.6	7.4	7.2	7.3	7.1						



[ ] Ranking at each section and finish  
-.-.- No data available at this section  
NA No data available





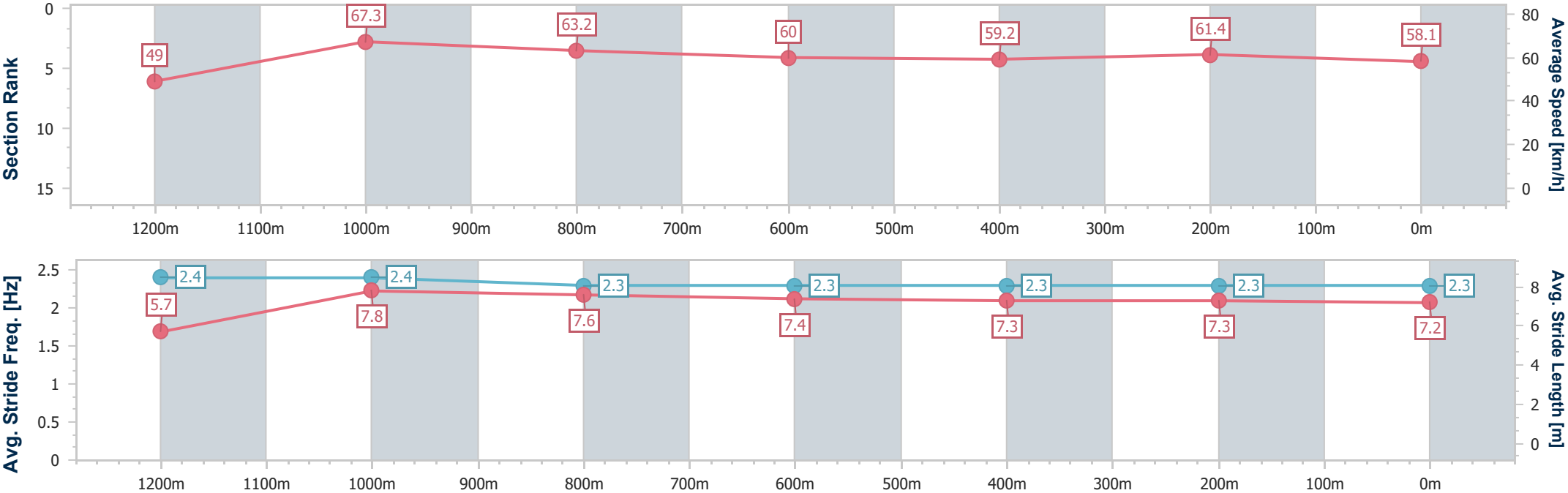
Horse/Jockey Name	Ucelle
Final Rank	10
Fastest Section Time (Section)	0:10.70 (1200m)
Top Speed [km/h] (Section)	69.8 (1200m)
Race State	Finished



DoombenProfessional  
Race 7: XXXX GOLD Class 1 Handicap - 1350m  
06 August 2025 - 16:04  
Track Rating: Good 4, Weather: Fine, Rail Position: +5.5m Entire



Section	Overall	1200m	1000m	800m	600m	400m	200m						
Section Times	1:21.19 [10] (0:11.02)	1:10.17 [3] (0:10.70)	0:59.47 [1] (0:11.39)	0:48.08 [1] (0:11.95)	0:36.13 [1] (0:12.11)	0:24.02 [1] (0:11.63)	0:12.39 [4] (0:12.39)						
Average Speed [km/h]	49.0	67.3	63.2	60.0	59.2	61.4	58.1						
Top Speed [km/h]	67.0	69.8	66.1	61.0	60.1	63.4	60.6						
Avg. Dist. to Rail [m]	5.8	2.4	0.4	0.8	1.3	2.1	1.8						
Avg. Stride Freq. [Hz]	2.4	2.4	2.3	2.3	2.3	2.3	2.3						
Avg. Stride Length [m]	5.7	7.8	7.6	7.4	7.3	7.3	7.2						





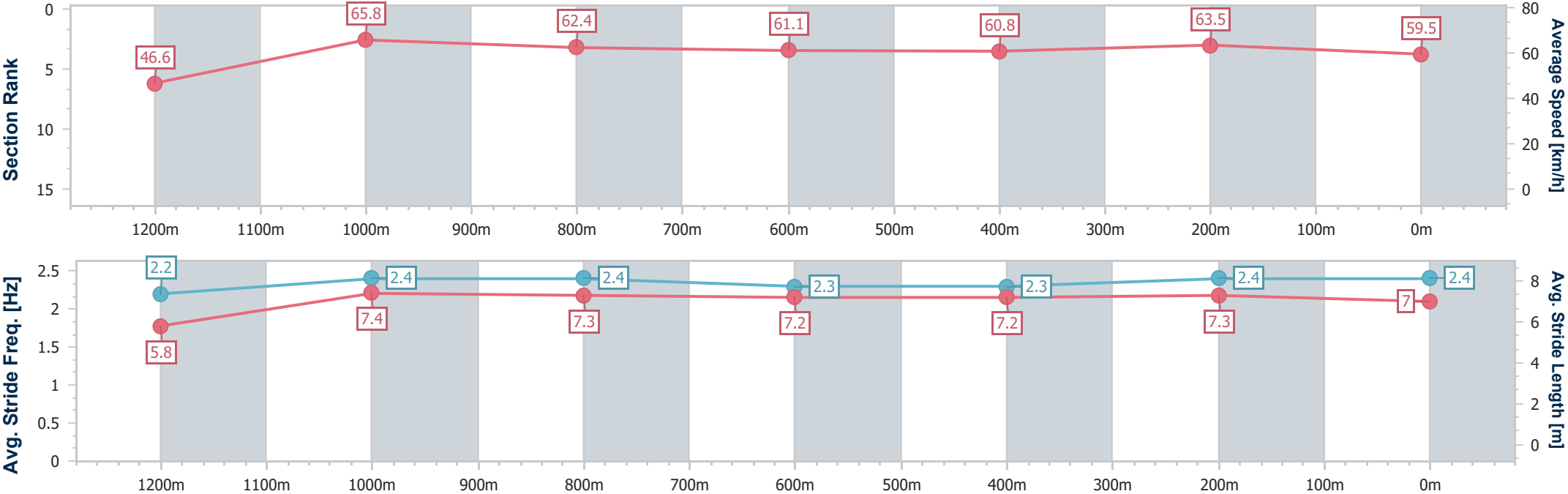
Horse/Jockey Name	Duchess Bree
Final Rank	11
Fastest Section Time (Section)	0:10.91 (1200m)
Top Speed [km/h] (Section)	66.6 (1200m)
Race State	Finished



DoombenProfessional  
Race 7: XXXX GOLD Class 1 Handicap - 1350m  
06 August 2025 - 16:04  
Track Rating: Good 4, Weather: Fine, Rail Position: +5.5m Entire



Section	Overall	1200m	1000m	800m	600m	400m	200m						
Section Times	1:21.32 [11] (0:11.67)	1:09.65 [9] (0:10.91)	0:58.74 [9] (0:11.56)	0:47.18 [9] (0:11.81)	0:35.37 [9] (0:11.93)	0:23.44 [9] (0:11.34)	0:12.10 [9] (0:12.10)						
Average Speed [km/h]	46.6	65.8	62.4	61.1	60.8	63.5	59.5						
Top Speed [km/h]	64.2	66.6	65.1	61.7	62.9	64.3	62.7						
Avg. Dist. to Rail [m]	8.0	0.6	0.3	0.8	1.0	0.5	1.7						
Avg. Stride Freq. [Hz]	2.2	2.4	2.4	2.3	2.3	2.4	2.4						
Avg. Stride Length [m]	5.8	7.4	7.3	7.2	7.2	7.3	7.0						





Horse/Jockey Name	Bolshevic Road
Final Rank	-
Fastest Section Time (Section)	-:--:--
Top Speed [km/h] (Section)	--.-
Race State	DidNotTrack



DoombenProfessional  
Race 7: XXXX GOLD Class 1 Handicap - 1350m  
06 August 2025 - 16:04  
Track Rating: Good 4, Weather: Fine, Rail Position: +5.5m Entire



Section	Overall	1200m	1000m	800m	600m	400m	200m						
Section Times	-:--:--	-:--:--	-:--:--	-:--:--	-:--:--	-:--:--	-:--:--						
Average Speed [km/h]	--.-	--.-	--.-	--.-	--.-	--.-	--.-						
Top Speed [km/h]	--.-	--.-	--.-	--.-	--.-	--.-	--.-						
Avg. Dist. to Rail [m]	.-	.-	.-	.-	.-	.-	.-						
Avg. Stride Freq. [Hz]	--.-	--.-	--.-	--.-	--.-	--.-	--.-						
Avg. Stride Length [m]	--.-	--.-	--.-	--.-	--.-	--.-	--.-						



**DoombenProfessional**  
**Race 8: LADBROKES SAME RACE MULTI BENCHMARK 68 Handicap - 1640m**

06 August 2025 - 16:39



BRISBANE  
RACING CLUB

Track Rating: Good 4, Weather: Fine, Rail Position: +5.5m Entire

Section					Overall	1400m	1200m	1000m	800m	600m	400m	Last 600m		
Field Times					1:38.98 (0:16.11)	1:22.87 (0:11.51)	1:11.36 (0:11.58)	0:59.78 (0:11.63)	0:48.15 (0:11.94)	0:36.21 (0:11.99)	0:24.22 (0:11.86)	0:36.21		
Rank	TAB	Horse/Jockey	Barrier	Top Speed [km/h]	Fastest Section									Distance Travelled [m]
1	8	RASHFORD	3	65.2	0:11.42	1:38.98 [1]	1:22.46 [7]	1:10.84 [6]	0:59.04 [7]	0:47.37 [7]	0:35.47 [5]	0:23.64 [5]	0:35.47	
		Martin Harley		Overall	400m	(0:16.52)	(0:11.62)	(0:11.80)	(0:11.67)	(0:11.90)	(0:11.83)	(0:11.42)		
2	9	MAKE A CALL	9	63.9	0:11.38	1:39.03 [2]	1:22.31 [8]	1:10.74 [8]	0:58.85 [8]	0:47.10 [8]	0:35.32 [8]	0:23.51 [7]	0:35.32	+4
		Ryan Maloney		400m	400m	(0:16.72)	(0:11.57)	(0:11.89)	(0:11.75)	(0:11.78)	(0:11.81)	(0:11.38)		
3	4	PHAROAH'S PROPHECY	11	67.4	0:11.51	1:39.37 [3]	1:23.26 [1]	1:11.75 [1]	1:00.17 [1]	0:48.54 [1]	0:36.60 [1]	0:24.61 [1]	0:36.60	-3
		Jag Guthmann-Chester		Overall	1400m	(0:16.11)	(0:11.51)	(0:11.58)	(0:11.63)	(0:11.94)	(0:11.99)	(0:11.86)		
4	11	ADDITION	10	64.5	0:11.57	1:39.44 [4]	1:23.18 [4]	1:11.61 [2]	1:00.03 [2]	0:48.26 [3]	0:36.25 [3]	0:24.23 [4]	0:36.25	+7
		Ben Thompson		Overall	1400m	(0:16.26)	(0:11.57)	(0:11.58)	(0:11.77)	(0:12.01)	(0:12.02)	(0:11.83)		
5	7	SWEET PROPOSAL	1	65.0	0:11.65	1:39.49 [5]	1:23.30 [3]	1:11.58 [4]	0:59.93 [4]	0:48.27 [4]	0:36.27 [4]	0:24.34 [3]	0:36.27	+0
		Damien Thornton		Overall	1200m	(0:16.19)	(0:11.72)	(0:11.65)	(0:11.66)	(0:12.00)	(0:11.93)	(0:11.70)		
6	3	PATMOS ISLAND	8	63.7	0:11.63	1:39.59 [6]	1:22.60 [11]	1:10.94 [11]	0:59.05 [11]	0:47.13 [11]	0:35.38 [11]	0:23.63 [11]	0:35.38	+3
		Corey Sutherland		400m	400m	(0:16.99)	(0:11.66)	(0:11.89)	(0:11.92)	(0:11.75)	(0:11.75)	(0:11.63)		
7	10	PIERRE CARDINNIGAN	4	64.1	0:11.55	1:39.78 [7]	1:23.32 [5]	1:11.77 [5]	0:59.93 [6]	0:48.22 [6]	0:36.15 [7]	0:24.24 [8]	0:36.15	+5
		Cobi Vitler		1400m	1400m	(0:16.46)	(0:11.55)	(0:11.84)	(0:11.71)	(0:12.07)	(0:11.91)	(0:11.72)		
8	1	SIR CARTER	2	64.2	0:11.64	1:39.86 [8]	1:23.68 [2]	1:11.99 [3]	1:00.26 [5]	0:48.42 [5]	0:36.31 [6]	0:24.48 [6]	0:36.31	+6
		Rob Thorburn		Overall	400m	(0:16.18)	(0:11.69)	(0:11.73)	(0:11.84)	(0:12.11)	(0:11.83)	(0:11.64)		
9	5	ZAHER	7	63.5	0:11.61	1:39.92 [9]	1:23.17 [9]	1:11.56 [9]	0:59.53 [10]	0:47.77 [10]	0:36.04 [9]	0:24.12 [10]	0:36.04	+8
		Winona Costin		1400m	1400m	(0:16.75)	(0:11.61)	(0:12.03)	(0:11.76)	(0:11.73)	(0:11.92)	(0:11.72)		
10	12	MISS DYNAMO	5	62.9	0:11.58	1:39.94 [10]	1:23.14 [10]	1:11.56 [10]	0:59.69 [9]	0:47.84 [9]	0:35.98 [10]	0:24.24 [9]	0:35.98	+0
		Cejay Graham		1400m	1400m	(0:16.80)	(0:11.58)	(0:11.87)	(0:11.85)	(0:11.86)	(0:11.74)	(0:11.82)		

Scratched: Hereditary (#6), Classique Gal (#13)

Report Created: Wed 6 August 2025 17:11 GMT+10 (Note: Timing is based on position data)

Page 1/15

[ ] Ranking at each section and finish  
-:-:- No data available at this section  
NA No data available

SCN Saddle cloth number  
DNF Did not finish  
DNT Did not track

data processed by  TRIPLESDATA



DoombenProfessional  
Race 8: LADBROKES SAME RACE MULTI BENCHMARK 68 Handicap -  
1640m  
06 August 2025 - 16:39



Track Rating: Good 4, Weather: Fine, Rail Position: +5.5m Entire

Section		Overall		1400m	1200m	1000m	800m	600m	400m	Last 600m			
Field Times		1:38.98		1:22.87	1:11.36	0:59.78	0:48.15	0:36.21	0:24.22	0:36.21			
		(0:16.11)		(0:11.51)	(0:11.58)	(0:11.63)	(0:11.94)	(0:11.99)	(0:11.86)				
Rank	TAB Horse/Jockey	Barrier	Top Speed [km/h]	Fastest Section									Distance Travelled [m]
11	2 WAR DRAMA	6	64.9	0:11.23	1:40.01 [11]	1:23.55 [6]	1:11.80 [7]	1:00.57 [3]	0:48.84 [2]	0:36.87 [2]	0:24.92 [2]	0:36.87	+11
	Cody Collis		1200m	1200m	(0:16.46)	(0:11.75)	(0:11.23)	(0:11.73)	(0:11.97)	(0:11.95)	(0:11.98)		

Scratched: Hereditary (#6), Classique Gal (#13)



**DoombenProfessional**  
**Race 8: LADBROKES SAME RACE MULTI BENCHMARK 68 Handicap - 1640m**  
**06 August 2025 - 16:39**



Track Rating: Good 4, Weather: Fine, Rail Position: +5.5m Entire

Section Field Times				200m 0:12.36 (0:12.36)		Last 600m 0:36.21			
Rank	TAB	Horse/Jockey	Barrier	Top Speed [km/h]	Fastest Section	Margin			Distance Travelled [m]
1	8	RASHFORD	3	65.2	0:11.42	0:12.22 [2]	1:38.98		0:35.47
		Martin Harley		Overall	400m	(0:12.22)			
2	9	MAKE A CALL	9	63.9	0:11.38	0:12.13 [4]	0.34L		0:35.32 +4
		Ryan Maloney		400m	400m	(0:12.13)			
3	4	PHAROAH'S PROPHECY	11	67.4	0:11.51	0:12.75 [1]	2.3L		0:36.60 -3
		Jag Guthmann-Chester		Overall	1400m	(0:12.75)			
4	11	ADDITION	10	64.5	0:11.57	0:12.40 [6]	2.71L		0:36.25 +7
		Ben Thompson		Overall	1400m	(0:12.40)			
5	7	SWEET PROPOSAL	1	65.0	0:11.65	0:12.64 [3]	3.01L		0:36.27 +0
		Damien Thornton		Overall	1200m	(0:12.64)			
6	3	PATMOS ISLAND	8	63.7	0:11.63	0:12.00 [11]	3.61L		0:35.38 +3
		Corey Sutherland		400m	400m	(0:12.00)			
7	10	PIERRE CARDINNIGAN	4	64.1	0:11.55	0:12.52 [8]	4.75L		0:36.15 +5
		Cobi Vitler		1400m	1400m	(0:12.52)			
8	1	SIR CARTER	2	64.2	0:11.64	0:12.84 [5]	5.2L		0:36.31 +6
		Rob Thorburn		Overall	400m	(0:12.84)			
9	5	ZAHER	7	63.5	0:11.61	0:12.40 [9]	5.53L		0:36.04 +8
		Winona Costin		1400m	1400m	(0:12.40)			
10	12	MISS DYNAMO	5	62.9	0:11.58	0:12.42 [10]	5.66L		0:35.98 +0
		Cejay Graham		1400m	1400m	(0:12.42)			

Scratched: Hereditary (#6), Classique Gal (#13)



**DoombenProfessional**  
**Race 8: LADBROKES SAME RACE MULTI BENCHMARK 68 Handicap - 1640m**  
**06 August 2025 - 16:39**



Track Rating: Good 4, Weather: Fine, Rail Position: +5.5m Entire

Section					200m		Last 600m		
Field Times					0:12.36 (0:12.36)		0:36.21		
Rank	TAB	Horse/Jockey	Barrier	Top Speed [km/h]	Fastest Section	Margin		Distance Travelled [m]	
11	2	WAR DRAMA	6	64.9	0:11.23	0:12.94 [7]	6.06L	0:36.87	+11
		Cody Collis		1200m	1200m	(0:12.94)			

Scratched: Hereditary (#6), Classique Gal (#13)



Horse/Jockey Name	Rashford
Final Rank	1
Fastest Section Time (Section)	0:11.42 (400m)
Top Speed [km/h] (Section)	65.2 (Overall)
Race State	Finished

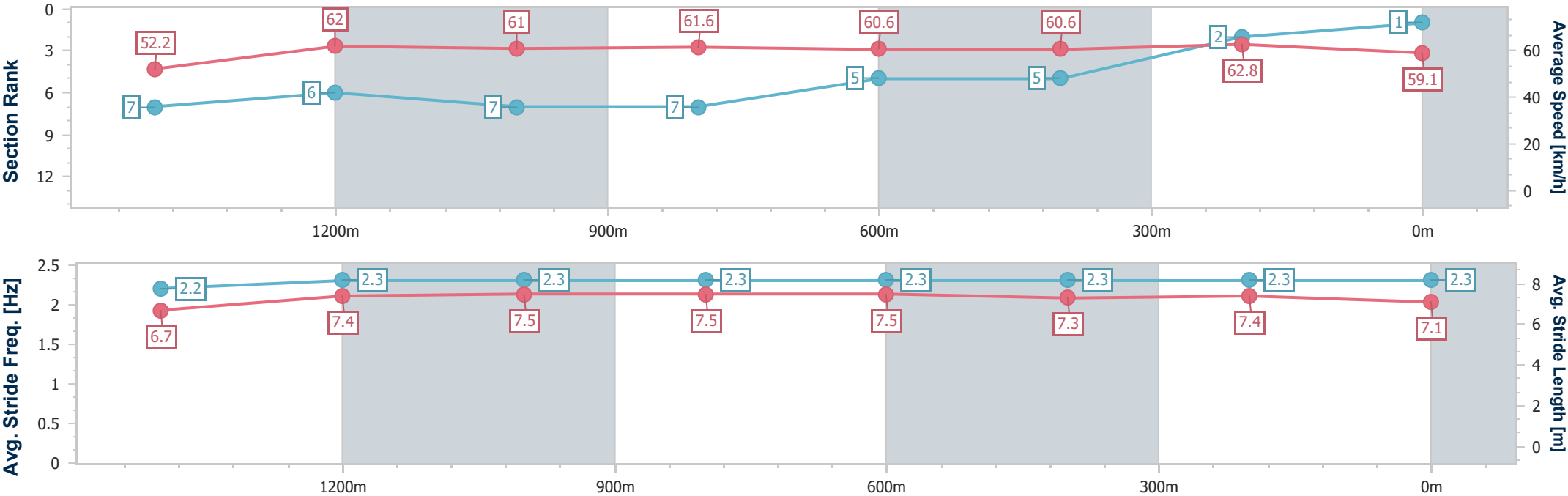


DoombenProfessional  
Race 8: LADBROKES SAME RACE MULTI BENCHMARK 68  
Handicap - 1640m  
06 August 2025 - 16:39  
Track Rating: Good 4, Weather: Fine, Rail Position: +5.5m Entire



BRISBANE  
RACING CLUB

Section	Overall	1400m	1200m	1000m	800m	600m	400m	200m					
Section Times	1:38.98 [1] (0:16.52)	1:22.46 [7] (0:11.62)	1:10.84 [6] (0:11.80)	0:59.04 [7] (0:11.67)	0:47.37 [7] (0:11.90)	0:35.47 [5] (0:11.83)	0:23.64 [5] (0:11.42)	0:12.22 [2] (0:12.22)					
Average Speed [km/h]	52.2	62.0	61.0	61.6	60.6	60.6	62.8	59.1					
Top Speed [km/h]	65.2	63.1	61.4	62.2	61.5	61.7	64.1	63.9					
Avg. Dist. to Rail [m]	1.6	0.5	0.6	0.4	0.2	0.9	1.0	2.2					
Avg. Stride Freq. [Hz]	2.2	2.3	2.3	2.3	2.3	2.3	2.3	2.3					
Avg. Stride Length [m]	6.7	7.4	7.5	7.5	7.5	7.3	7.4	7.1					







Horse/Jockey Name	Make A Call
Final Rank	2
Fastest Section Time (Section)	0:11.38 (400m)
Top Speed [km/h] (Section)	63.9 (400m)
Race State	Finished

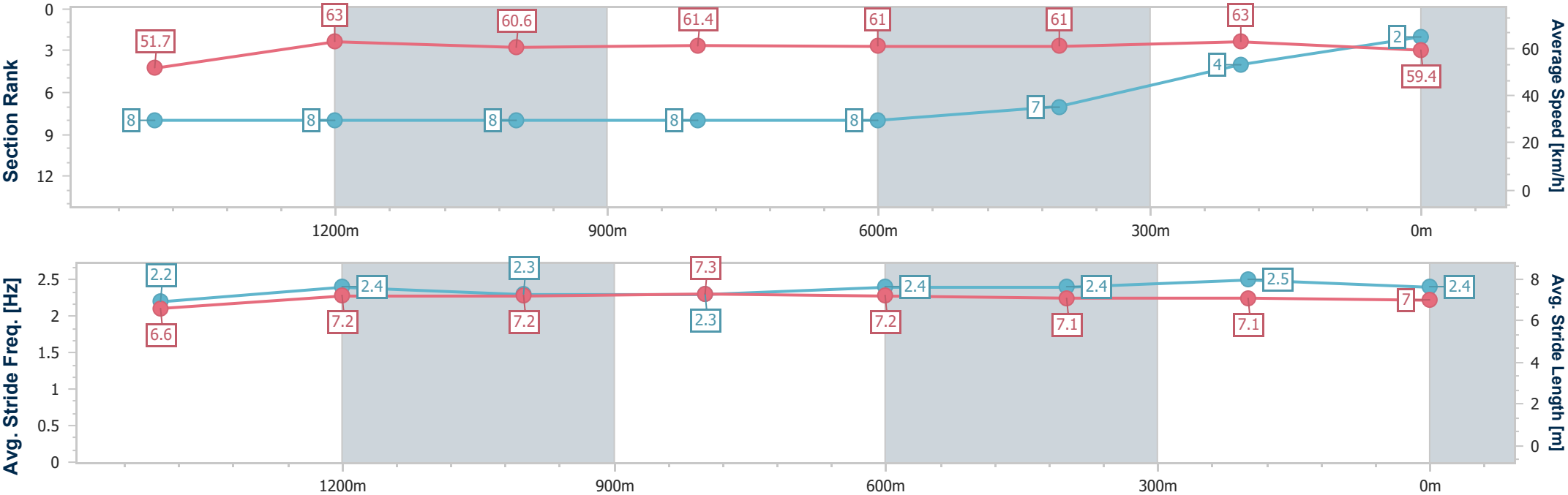


DoombenProfessional  
Race 8: LADBROKES SAME RACE MULTI BENCHMARK 68  
Handicap - 1640m  
06 August 2025 - 16:39  
Track Rating: Good 4, Weather: Fine, Rail Position: +5.5m Entire



BRISBANE  
RACING CLUB

Section	Overall	1400m	1200m	1000m	800m	600m	400m	200m					
Section Times	1:39.03 [2] (0:16.72)	1:22.31 [8] (0:11.57)	1:10.74 [8] (0:11.89)	0:58.85 [8] (0:11.75)	0:47.10 [8] (0:11.78)	0:35.32 [8] (0:11.81)	0:23.51 [7] (0:11.38)	0:12.13 [4] (0:12.13)					
Average Speed [km/h]	51.7	63.0	60.6	61.4	61.0	61.0	63.0	59.4					
Top Speed [km/h]	62.7	63.7	62.4	62.9	61.6	62.9	63.9	63.8					
Avg. Dist. to Rail [m]	5.2	1.6	2.0	1.1	0.4	0.5	1.1	2.5					
Avg. Stride Freq. [Hz]	2.2	2.4	2.3	2.3	2.4	2.4	2.5	2.4					
Avg. Stride Length [m]	6.6	7.2	7.2	7.3	7.2	7.1	7.1	7.0					



[ ] Ranking at each section and finish  
- - - - - No data available at this section  
NA No data available



Horse/Jockey Name	Pharoah's Prophecy
Final Rank	3
Fastest Section Time (Section)	0:11.51 (1400m)
Top Speed [km/h] (Section)	67.4 (Overall)
Race State	Finished

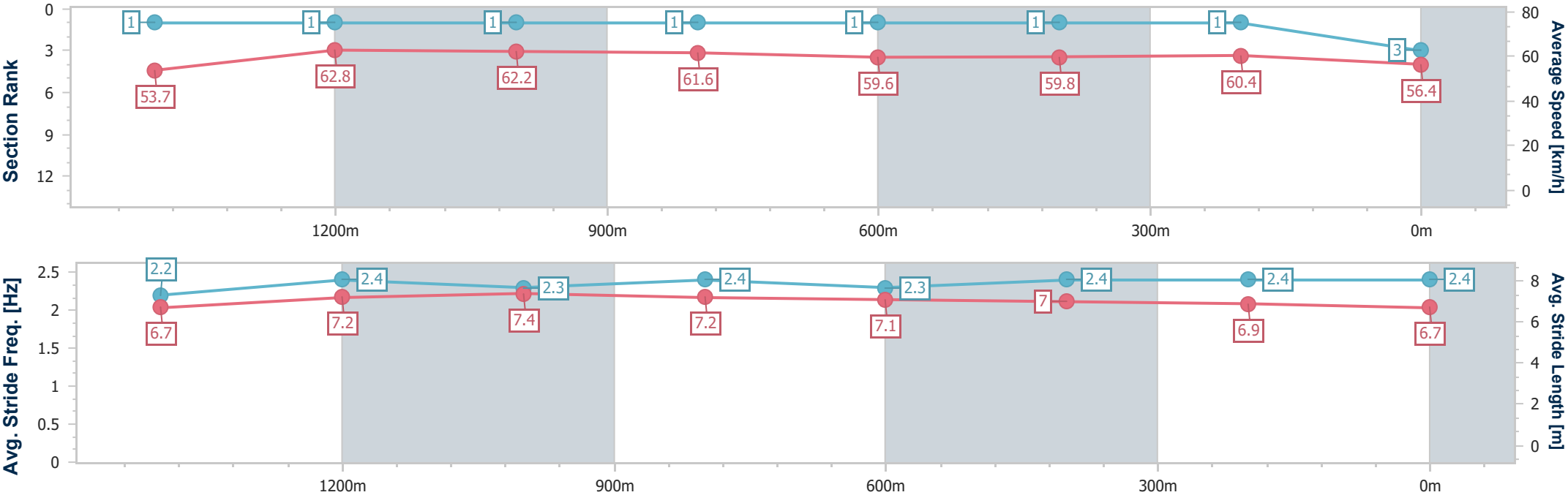


DoombenProfessional  
Race 8: LADBROKES SAME RACE MULTI BENCHMARK 68  
Handicap - 1640m  
06 August 2025 - 16:39  
Track Rating: Good 4, Weather: Fine, Rail Position: +5.5m Entire



BRISBANE  
RACING CLUB

Section	Overall	1400m	1200m	1000m	800m	600m	400m	200m					
Section Times	1:39.37 [3] (0:16.11)	1:23.26 [1] (0:11.51)	1:11.75 [1] (0:11.58)	1:00.17 [1] (0:11.63)	0:48.54 [1] (0:11.94)	0:36.60 [1] (0:11.99)	0:24.61 [1] (0:11.86)	0:12.75 [1] (0:12.75)					
Average Speed [km/h]	53.7	62.8	62.2	61.6	59.6	59.8	60.4	56.4					
Top Speed [km/h]	67.4	63.7	63.9	64.6	61.3	61.2	62.1	60.0					
Avg. Dist. to Rail [m]	7.5	1.5	1.3	1.3	1.9	1.3	1.9	0.6					
Avg. Stride Freq. [Hz]	2.2	2.4	2.3	2.4	2.3	2.4	2.4	2.4					
Avg. Stride Length [m]	6.7	7.2	7.4	7.2	7.1	7.0	6.9	6.7					





Horse/Jockey Name	Addition
Final Rank	4
Fastest Section Time (Section)	0:11.57 (1400m)
Top Speed [km/h] (Section)	64.5 (Overall)
Race State	Finished

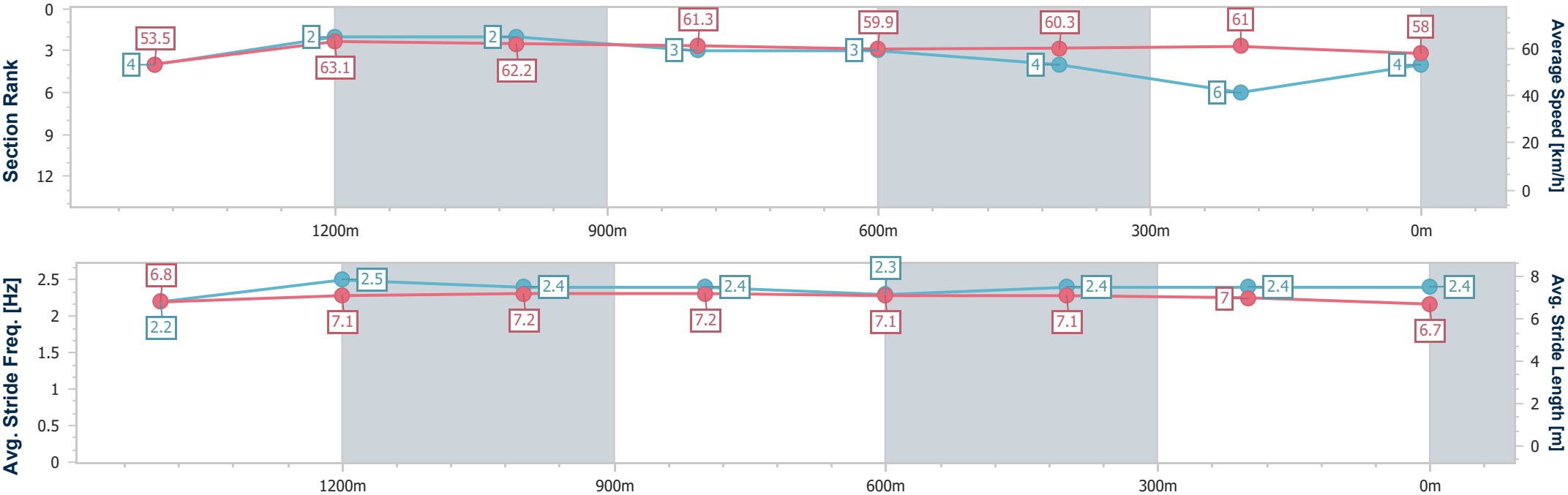


DoombenProfessional  
Race 8: LADBROKES SAME RACE MULTI BENCHMARK 68  
Handicap - 1640m  
06 August 2025 - 16:39  
Track Rating: Good 4, Weather: Fine, Rail Position: +5.5m Entire



BRISBANE  
RACING CLUB

Section	Overall	1400m	1200m	1000m	800m	600m	400m	200m					
Section Times	1:39.44 [4] (0:16.26)	1:23.18 [4] (0:11.57)	1:11.61 [2] (0:11.58)	1:00.03 [2] (0:11.77)	0:48.26 [3] (0:12.01)	0:36.25 [3] (0:12.02)	0:24.23 [4] (0:11.83)	0:12.40 [6] (0:12.40)					
Average Speed [km/h]	53.5	63.1	62.2	61.3	59.9	60.3	61.0	58.0					
Top Speed [km/h]	64.5	64.3	62.8	62.5	62.1	61.7	62.3	60.1					
Avg. Dist. to Rail [m]	6.3	2.6	1.5	0.5	0.3	0.9	2.2	3.1					
Avg. Stride Freq. [Hz]	2.2	2.5	2.4	2.4	2.3	2.4	2.4	2.4					
Avg. Stride Length [m]	6.8	7.1	7.2	7.2	7.1	7.1	7.0	6.7					





Horse/Jockey Name	Sweet Proposal
Final Rank	5
Fastest Section Time (Section)	0:11.65 (1200m)
Top Speed [km/h] (Section)	65.0 (Overall)
Race State	Finished

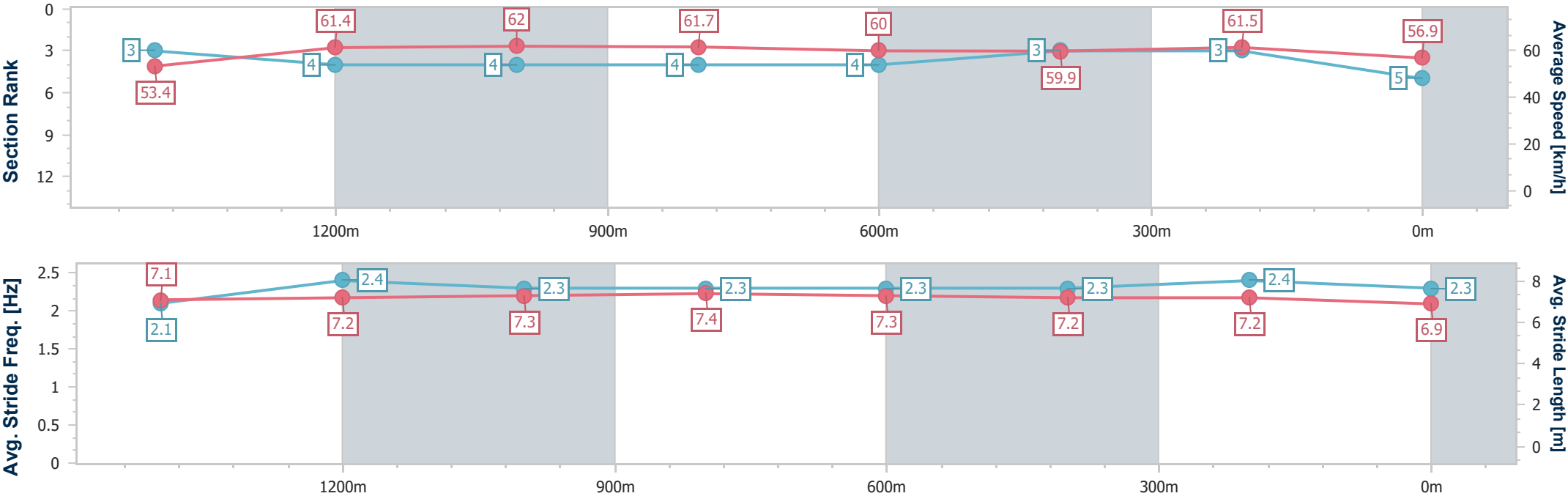


DoombenProfessional  
Race 8: LADBROKES SAME RACE MULTI BENCHMARK 68  
Handicap - 1640m  
06 August 2025 - 16:39  
Track Rating: Good 4, Weather: Fine, Rail Position: +5.5m Entire



BRISBANE  
RACING CLUB

Section	Overall	1400m	1200m	1000m	800m	600m	400m	200m					
Section Times	1:39.49 [5] (0:16.19)	1:23.30 [3] (0:11.72)	1:11.58 [4] (0:11.65)	0:59.93 [4] (0:11.66)	0:48.27 [4] (0:12.00)	0:36.27 [4] (0:11.93)	0:24.34 [3] (0:11.70)	0:12.64 [3] (0:12.64)					
Average Speed [km/h]	53.4	61.4	62.0	61.7	60.0	59.9	61.5	56.9					
Top Speed [km/h]	65.0	63.7	62.8	63.2	61.0	60.8	63.1	60.5					
Avg. Dist. to Rail [m]	1.1	0.4	0.6	0.5	0.2	0.9	1.0	1.2					
Avg. Stride Freq. [Hz]	2.1	2.4	2.3	2.3	2.3	2.3	2.4	2.3					
Avg. Stride Length [m]	7.1	7.2	7.3	7.4	7.3	7.2	7.2	6.9					





Horse/Jockey Name	Patmos Island
Final Rank	6
Fastest Section Time (Section)	0:11.63 (400m)
Top Speed [km/h] (Section)	63.7 (400m)
Race State	Finished

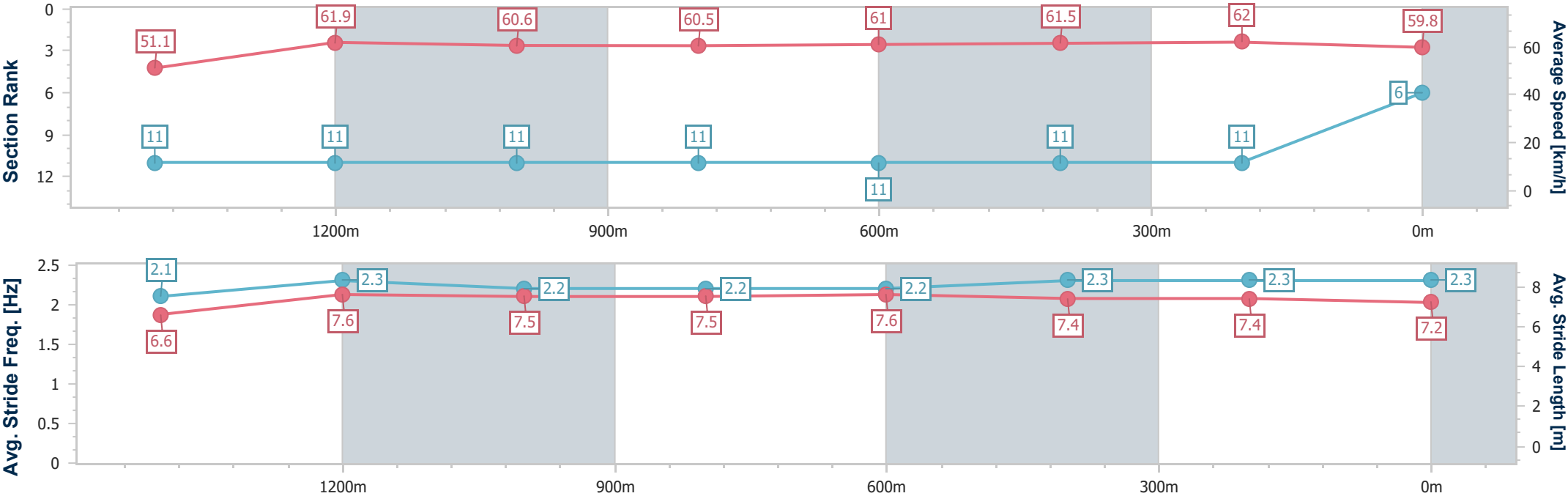


DoombenProfessional  
Race 8: LADBROKES SAME RACE MULTI BENCHMARK 68  
Handicap - 1640m  
06 August 2025 - 16:39  
Track Rating: Good 4, Weather: Fine, Rail Position: +5.5m Entire



BRISBANE  
RACING CLUB

Section	Overall	1400m	1200m	1000m	800m	600m	400m	200m					
Section Times	1:39.59 [6] (0:16.99)	1:22.60 [11] (0:11.66)	1:10.94 [11] (0:11.89)	0:59.05 [11] (0:11.92)	0:47.13 [11] (0:11.75)	0:35.38 [11] (0:11.75)	0:23.63 [11] (0:11.63)	0:12.00 [11] (0:12.00)					
Average Speed [km/h]	51.1	61.9	60.6	60.5	61.0	61.5	62.0	59.8					
Top Speed [km/h]	63.5	62.9	63.2	62.1	62.1	62.5	63.7	62.4					
Avg. Dist. to Rail [m]	4.9	1.1	0.2	0.3	1.0	1.0	2.0	5.8					
Avg. Stride Freq. [Hz]	2.1	2.3	2.2	2.2	2.2	2.3	2.3	2.3					
Avg. Stride Length [m]	6.6	7.6	7.5	7.5	7.6	7.4	7.4	7.2					





Horse/Jockey Name	Pierre Cardinnigan
Final Rank	7
Fastest Section Time (Section)	0:11.55 (1400m)
Top Speed [km/h] (Section)	64.1 (1400m)
Race State	Finished

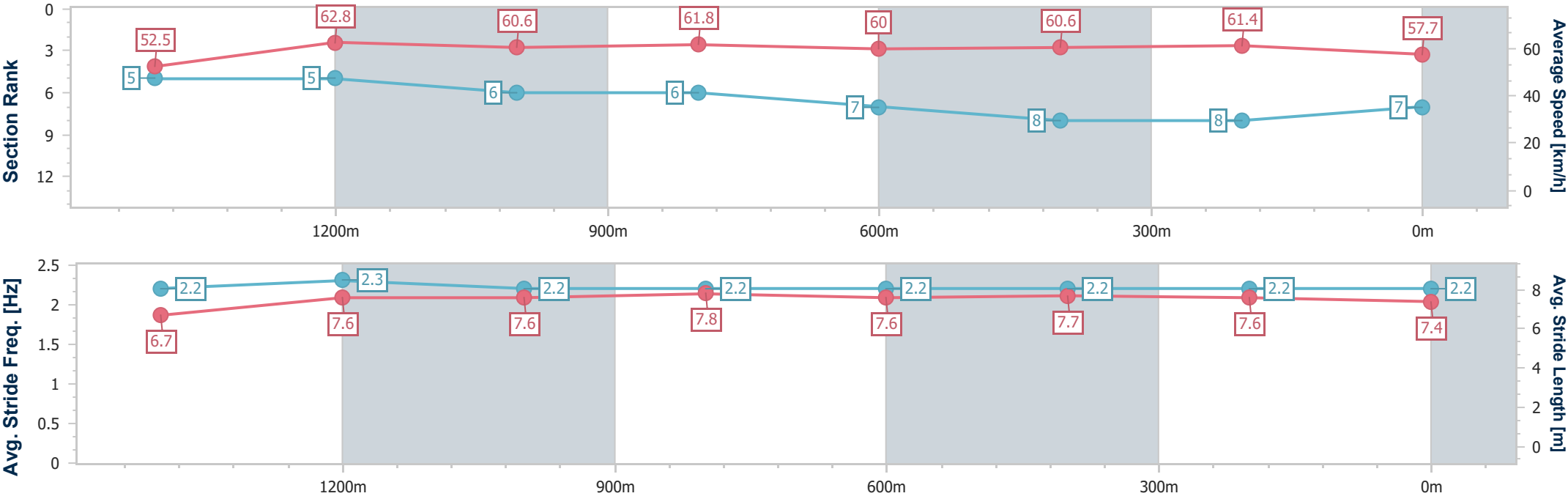


DoombenProfessional  
Race 8: LADBROKES SAME RACE MULTI BENCHMARK 68  
Handicap - 1640m  
06 August 2025 - 16:39  
Track Rating: Good 4, Weather: Fine, Rail Position: +5.5m Entire



BRISBANE  
RACING CLUB

Section	Overall	1400m	1200m	1000m	800m	600m	400m	200m					
Section Times	1:39.78 [7] (0:16.46)	1:23.32 [5] (0:11.55)	1:11.77 [5] (0:11.84)	0:59.93 [6] (0:11.71)	0:48.22 [6] (0:12.07)	0:36.15 [7] (0:11.91)	0:24.24 [8] (0:11.72)	0:12.52 [8] (0:12.52)					
Average Speed [km/h]	52.5	62.8	60.6	61.8	60.0	60.6	61.4	57.7					
Top Speed [km/h]	64.0	64.1	61.9	62.3	61.1	61.5	62.8	60.5					
Avg. Dist. to Rail [m]	2.2	0.9	1.4	1.5	1.0	0.4	1.6	5.1					
Avg. Stride Freq. [Hz]	2.2	2.3	2.2	2.2	2.2	2.2	2.2	2.2					
Avg. Stride Length [m]	6.7	7.6	7.6	7.8	7.6	7.7	7.6	7.4					





Horse/Jockey Name	Sir Carter
Final Rank	8
Fastest Section Time (Section)	0:11.64 (400m)
Top Speed [km/h] (Section)	64.2 (Overall)
Race State	Finished

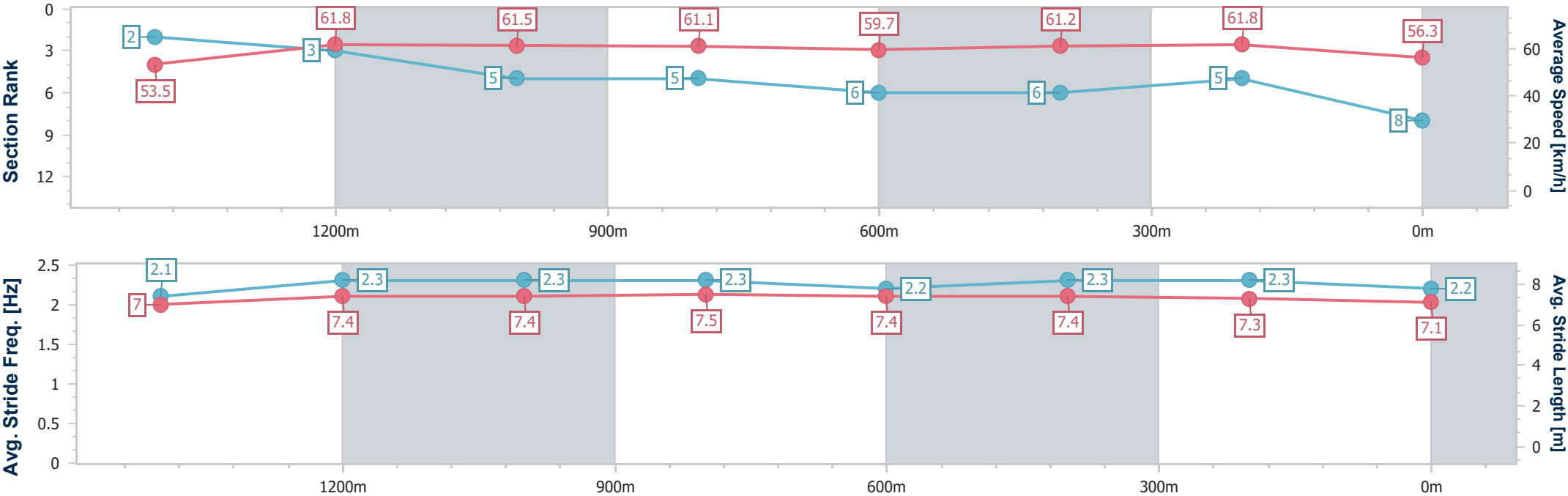


DoombenProfessional  
Race 8: LADBROKES SAME RACE MULTI BENCHMARK 68  
Handicap - 1640m  
06 August 2025 - 16:39  
Track Rating: Good 4, Weather: Fine, Rail Position: +5.5m Entire



BRISBANE  
RACING CLUB

Section	Overall	1400m	1200m	1000m	800m	600m	400m	200m					
Section Times	1:39.86 [8] (0:16.18)	1:23.68 [2] (0:11.69)	1:11.99 [3] (0:11.73)	1:00.26 [5] (0:11.84)	0:48.42 [5] (0:12.11)	0:36.31 [6] (0:11.83)	0:24.48 [6] (0:11.64)	0:12.84 [5] (0:12.84)					
Average Speed [km/h]	53.5	61.8	61.5	61.1	59.7	61.2	61.8	56.3					
Top Speed [km/h]	64.2	63.8	62.7	62.4	61.5	62.5	63.7	59.6					
Avg. Dist. to Rail [m]	1.5	1.2	1.5	1.4	1.2	0.7	2.8	4.4					
Avg. Stride Freq. [Hz]	2.1	2.3	2.3	2.3	2.2	2.3	2.3	2.2					
Avg. Stride Length [m]	7.0	7.4	7.4	7.5	7.4	7.4	7.3	7.1					





Horse/Jockey Name	Zaher
Final Rank	9
Fastest Section Time (Section)	0:11.61 (1400m)
Top Speed [km/h] (Section)	63.5 (1400m)
Race State	Finished

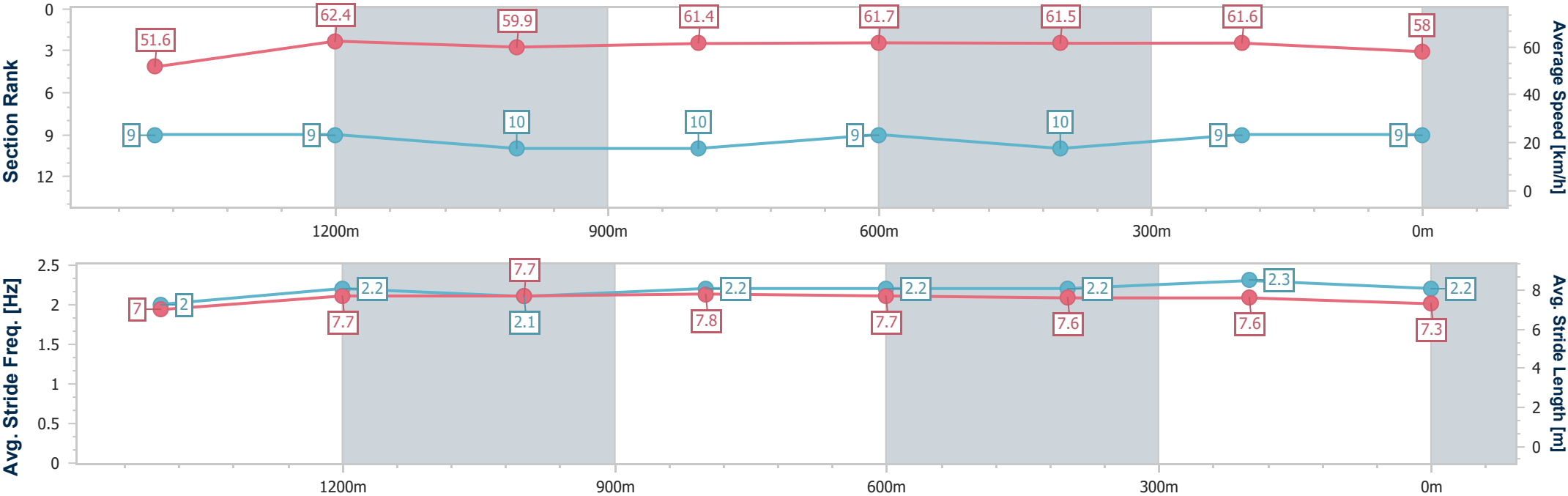


DoombenProfessional  
Race 8: LADBROKES SAME RACE MULTI BENCHMARK 68  
Handicap - 1640m  
06 August 2025 - 16:39  
Track Rating: Good 4, Weather: Fine, Rail Position: +5.5m Entire



BRISBANE  
RACING CLUB

Section	Overall	1400m	1200m	1000m	800m	600m	400m	200m					
Section Times	1:39.92 [9] (0:16.75)	1:23.17 [9] (0:11.61)	1:11.56 [9] (0:12.03)	0:59.53 [10] (0:11.76)	0:47.77 [10] (0:11.73)	0:36.04 [9] (0:11.92)	0:24.12 [10] (0:11.72)	0:12.40 [9] (0:12.40)					
Average Speed [km/h]	51.6	62.4	59.9	61.4	61.7	61.5	61.6	58.0					
Top Speed [km/h]	63.1	63.5	60.7	62.1	62.4	61.7	62.8	61.6					
Avg. Dist. to Rail [m]	3.6	1.7	2.1	1.5	1.1	2.4	2.9	3.3					
Avg. Stride Freq. [Hz]	2.0	2.2	2.1	2.2	2.2	2.2	2.3	2.2					
Avg. Stride Length [m]	7.0	7.7	7.7	7.8	7.7	7.6	7.6	7.3					



[ ] Ranking at each section and finish  
-.-.- No data available at this section  
NA No data available





Horse/Jockey Name	Miss Dynamo
Final Rank	10
Fastest Section Time (Section)	0:11.58 (1400m)
Top Speed [km/h] (Section)	62.9 (1400m)
Race State	Finished

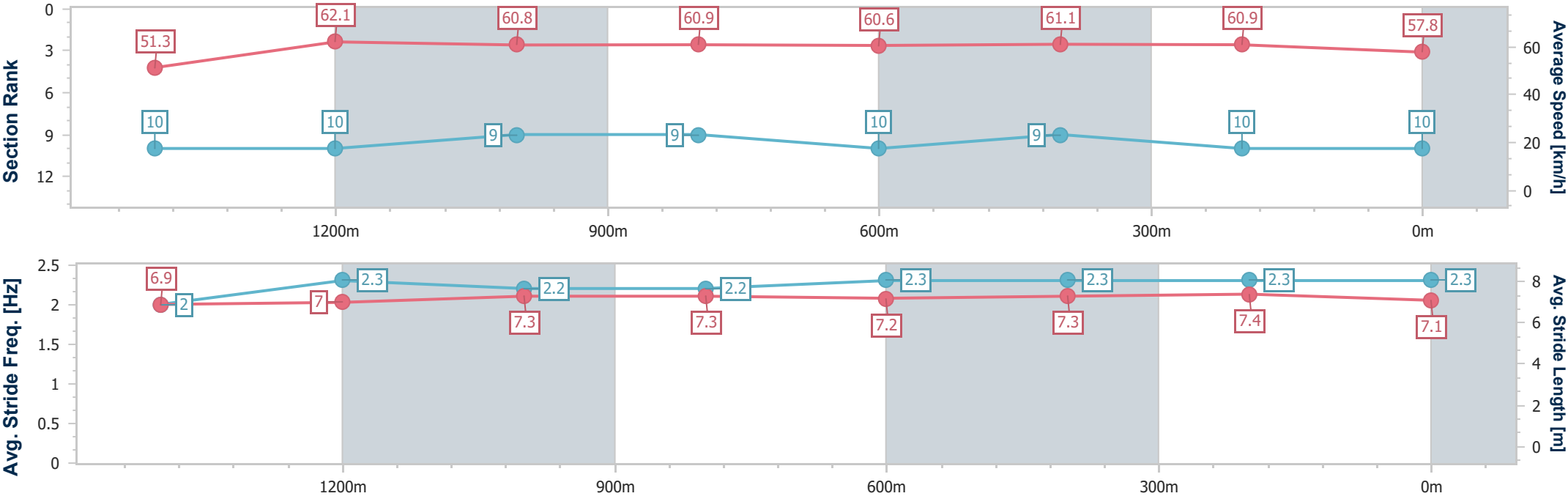


DoombenProfessional  
Race 8: LADBROKES SAME RACE MULTI BENCHMARK 68  
Handicap - 1640m  
06 August 2025 - 16:39  
Track Rating: Good 4, Weather: Fine, Rail Position: +5.5m Entire



BRISBANE  
RACING CLUB

Section	Overall	1400m	1200m	1000m	800m	600m	400m	200m					
Section Times	1:39.94 [10] (0:16.80)	1:23.14 [10] (0:11.58)	1:11.56 [10] (0:11.87)	0:59.69 [9] (0:11.85)	0:47.84 [9] (0:11.86)	0:35.98 [10] (0:11.74)	0:24.24 [9] (0:11.82)	0:12.42 [10] (0:12.42)					
Average Speed [km/h]	51.3	62.1	60.8	60.9	60.6	61.1	60.9	57.8					
Top Speed [km/h]	62.7	62.9	61.5	61.6	61.8	61.9	61.6	59.5					
Avg. Dist. to Rail [m]	2.4	0.4	0.5	0.4	0.3	0.5	0.7	0.5					
Avg. Stride Freq. [Hz]	2.0	2.3	2.2	2.2	2.3	2.3	2.3	2.3					
Avg. Stride Length [m]	6.9	7.0	7.3	7.3	7.2	7.3	7.4	7.1					





Horse/Jockey Name	War Drama
Final Rank	11
Fastest Section Time (Section)	0:11.23 (1200m)
Top Speed [km/h] (Section)	64.9 (1200m)
Race State	Finished



DoombenProfessional  
Race 8: LADBROKES SAME RACE MULTI BENCHMARK 68  
Handicap - 1640m  
06 August 2025 - 16:39  
Track Rating: Good 4, Weather: Fine, Rail Position: +5.5m Entire



BRISBANE  
RACING CLUB

Section	Overall	1400m	1200m	1000m	800m	600m	400m	200m					
Section Times	1:40.01 [11] (0:16.46)	1:23.55 [6] (0:11.75)	1:11.80 [7] (0:11.23)	1:00.57 [3] (0:11.73)	0:48.84 [2] (0:11.97)	0:36.87 [2] (0:11.95)	0:24.92 [2] (0:11.98)	0:12.94 [7] (0:12.94)					
Average Speed [km/h]	52.7	63.4	64.0	61.8	60.3	60.4	60.3	55.6					
Top Speed [km/h]	63.6	64.2	64.9	64.8	60.8	60.8	61.2	61.3					
Avg. Dist. to Rail [m]	3.3	4.9	6.7	3.8	0.8	0.3	0.8	1.7					
Avg. Stride Freq. [Hz]	2.1	2.2	2.3	2.2	2.2	2.2	2.2	2.2					
Avg. Stride Length [m]	6.8	7.8	7.8	7.6	7.5	7.5	7.5	7.1					

