DoombenProfessional

Race 1: BECOME A BRC MEMBER BENCHMARK 70 Handicap - 1600m

16 August 2025 - 11:45

BRISBANE RACING CLUB

Track Rating: Good 4, Weather: Fine, Rail Position: +0.5m Entire

Section						Overall	1400m	1200m	1000m	800m	600m	400m	Last 600m	
Field Times						1:37.46 (0:13.52)	1:23.94 (0:11.65)	1:12.29 (0:12.25)	1:00.04 (0:12.41)	0:47.63 (0:12.51)	0:35.12 (0:11.94)	0:23.18 (0:11.14)	0:35.12	
Rank	**TAB**	**Horse/Jockey**	**Barrier**	**Top Speed [km/h]**	**Fastest Section**									**Distance Travelled [m]**
1	9	WALSH BAY	6	65.7	0:11.16	1:37.46 [1]	1:23.67 [2]	1:12.23 [2]	1:00.04 [1]	0:47.63 [1]	0:35.12 [1]	0:23.12 [3]	0:35.12	
		Siobhan Rutledge		400m	400m	(0:13.79)	(0:11.44)	(0:12.19)	(0:12.41)	(0:12.51)	(0:12.00)	(0:11.16)		
2	2	CAVALRY MAN	4	65.3	0:11.14	1:37.51 [2]	1:23.29 [5]	1:11.58 [5]	0:59.29 [5]	0:46.89 [5]	0:34.54 [5]	0:23.23 [1]	0:34.54	+1
		Ben Thompson		600m	400m	(0:14.22)	(0:11.71)	(0:12.29)	(0:12.40)	(0:12.35)	(0:11.31)	(0:11.14)		
3	3	AOLANI	2	65.9	0:11.18	1:37.52 [3]	1:24.00 [1]	1:12.35 [1]	0:59.99 [2]	0:47.54 [2]	0:35.02 [3]	0:23.22 [2]	0:35.02	-1
		Emily Lang		Overall	400m	(0:13.52)	(0:11.65)	(0:12.36)	(0:12.45)	(0:12.52)	(0:11.80)	(0:11.18)		
4	4	DRACENA	11	65.4	0:11.32	1:37.73 [4]	1:23.76 [3]	1:12.21 [3]	1:00.00 [3]	0:47.69 [3]	0:35.25 [2]	0:23.24 [4]	0:35.25	+3
		Anthony Allen		400m	400m	(0:13.97)	(0:11.55)	(0:12.21)	(0:12.31)	(0:12.44)	(0:12.01)	(0:11.32)		
5	10	LARUSSO	5	64.6	0:11.23	1:37.81 [5]	1:23.83 [4]	1:12.17 [4]	0:59.83 [4]	0:47.42 [4]	0:34.92 [4]	0:23.08 [5]	0:34.92	-3
		Taylor Marshall		400m	400m	(0:13.98)	(0:11.66)	(0:12.34)	(0:12.41)	(0:12.50)	(0:11.84)	(0:11.23)		
6	7	CARACORON	8	64.6	0:11.25	1:37.92 [6]	1:23.62 [6]	1:11.84 [6]	0:59.68 [6]	0:47.25 [6]	0:34.82 [6]	0:23.11 [6]	0:34.82	+0
		Jake Bayliss		400m	400m	(0:14.30)	(0:11.78)	(0:12.16)	(0:12.43)	(0:12.43)	(0:11.71)	(0:11.25)		
7	1	SIZZLING GAL	10	65.7	0:11.18	1:38.03 [7]	1:23.56 [7]	1:11.84 [7]	0:59.56 [7]	0:47.14 [7]	0:34.65 [7]	0:22.87 [8]	0:34.65	+4
		Jace McMurray		400m	400m	(0:14.47)	(0:11.72)	(0:12.28)	(0:12.42)	(0:12.49)	(0:11.78)	(0:11.18)		
8	6	VICTORY FLAME	9	67.1	0:11.01	1:38.08 [8]	1:23.48 [8]	1:11.67 [8]	0:59.41 [8]	0:47.04 [8]	0:34.53 [9]	0:22.85 [9]	0:34.53	+6
		Tahlia Fenlon		400m	400m	(0:14.60)	(0:11.81)	(0:12.26)	(0:12.37)	(0:12.51)	(0:11.68)	(0:11.01)		
9	11	VIADELAMORE	1	65.1	0:11.20	1:38.34 [9]	1:23.66 [9]	1:11.84 [9]	0:59.60 [9]	0:47.27 [9]	0:34.85 [8]	0:23.18 [7]	0:34.85	-2
		Stacey Callow		400m	400m	(0:14.68)	(0:11.82)	(0:12.24)	(0:12.33)	(0:12.42)	(0:11.67)	(0:11.20)		

Scratched: Simply Amazing (#8), Kairos Louie (#5)

[ ]	Ranking at each section and finish	**SCN**	Saddle cloth number
-:--.--	No data available at this section	**DNF**	Did not finish
NA	No data available	**DNT**	Did not track

data processed by TRIPLESDATA

DoombenProfessional

Race 1: BECOME A BRC MEMBER BENCHMARK 70 Handicap - 1600m

16 August 2025 - 11:45

BRISBANE RACING CLUB

Track Rating: Good 4, Weather: Fine, Rail Position: +0.5m Entire

Section	200m	Last 600m
Field Times	0:12.04 (0:12.04)	0:35.12

Rank	TAB	Horse/Jockey	Barrier	Top Speed [km/h]	Fastest Section		Margin		Distance Travelled [m]
1	9	**WALSH BAY**	6	65.7	0:11.16	0:11.96 [3]	1:37.46	0:35.12	
		Siobhan Rutledge		400m	400m	(0:11.96)			
2	2	**CAVALRY MAN**	4	65.3	0:11.14	0:12.09 [1]	0.29L	0:34.54	+1
		Ben Thompson		600m	400m	(0:12.09)			
3	3	**AOLANI**	2	65.9	0:11.18	0:12.04 [2]	0.33L	0:35.02	-1
		Emily Lang		Overall	400m	(0:12.04)			
4	4	**DRACENA**	11	65.4	0:11.32	0:11.92 [4]	1.57L	0:35.25	+3
		Anthony Allen		400m	400m	(0:11.92)			
5	10	**LARUSSO**	5	64.6	0:11.23	0:11.85 [5]	2.06L	0:34.92	-3
		Taylor Marshall		400m	400m	(0:11.85)			
6	7	**CARACORON**	8	64.6	0:11.25	0:11.86 [6]	2.69L	0:34.82	+0
		Jake Bayliss		400m	400m	(0:11.86)			
7	1	**SIZZLING GAL**	10	65.7	0:11.18	0:11.69 [8]	3.34L	0:34.65	+4
		Jace McMurray		400m	400m	(0:11.69)			
8	6	**VICTORY FLAME**	9	67.1	0:11.01	0:11.84 [7]	3.67L	0:34.53	+6
		Tahlia Fenlon		400m	400m	(0:11.84)			
9	11	**VIADELAMORE**	1	65.1	0:11.20	0:11.98 [9]	5.15L	0:34.85	-2
		Stacey Callow		400m	400m	(0:11.98)			

Scratched: Simply Amazing (#8), Kairos Louie (#5)

[ ]	Ranking at each section and finish	**SCN**	Saddle cloth number
-:--.--	No data available at this section	**DNF**	Did not finish
NA	No data available	**DNT**	Did not track

data processed by TRIPLESDATA

Horse/Jockey Name	Walsh Bay
Final Rank	1
Fastest Section Time (Section)	0:11.16 (400m)
Top Speed [km/h] (Section)	65.7 (400m)
Race State	Finished

TAB

DoombenProfessional

Race 1: BECOME A BRC MEMBER BENCHMARK 70 Handicap - 1600m

16 August 2025 - 11:45

Track Rating: Good 4, Weather: Fine, Rail Position: +0.5m Entire

BRISBANE RACING CLUB

Section	Overall	1400m	1200m	1000m	800m	600m	400m	200m
Section Times	1:37.46 [1] (0:13.79)	1:23.67 [2] (0:11.44)	1:12.23 [2] (0:12.19)	1:00.04 [1] (0:12.41)	0:47.63 [1] (0:12.51)	0:35.12 [1] (0:12.00)	0:23.12 [3] (0:11.16)	0:11.96 [3] (0:11.96)
Average Speed [km/h]	52.1	62.0	59.0	57.9	58.0	60.5	64.6	60.3
Top Speed [km/h]	63.0	63.9	60.7	59.3	58.6	63.6	65.7	64.3
Avg. Dist. to Rail [m]	2.7	2.3	0.6	0.3	1.5	1.7	1.1	2.3
Avg. Stride Freq. [Hz]	2.3	2.4	2.2	2.2	2.2	2.3	2.4	2.3
Avg. Stride Length [m]	6.1	7.3	7.3	7.2	7.2	7.4	7.5	7.1

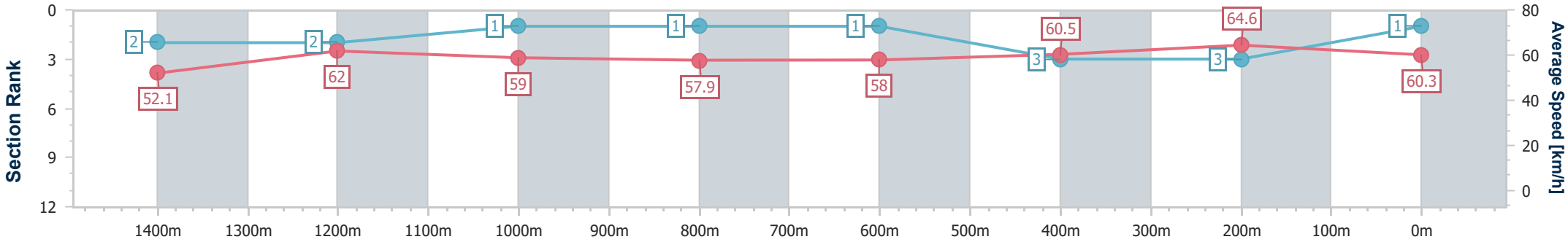

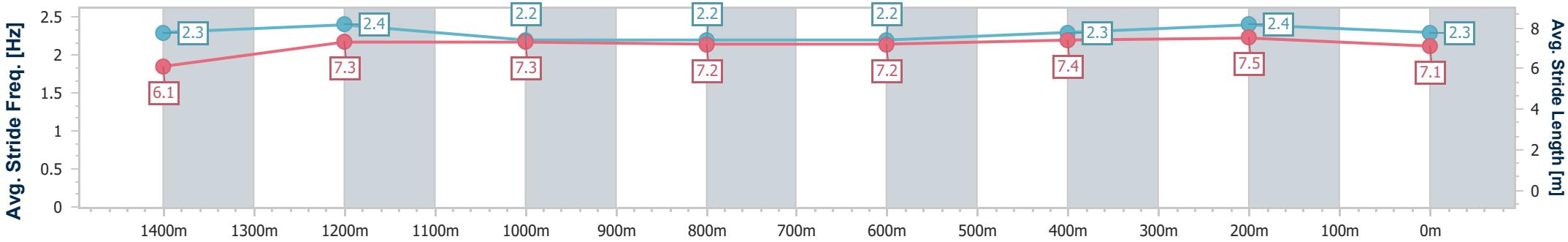

[ ]	Ranking at each section and finish
-:--.--	No data available at this section
NA	No data available

data processed by TRIPLESDATA

Horse/Jockey Name	Cavalry Man
Final Rank	2
Fastest Section Time (Section)	0:11.14 (400m)
Top Speed [km/h] (Section)	65.3 (600m)
Race State	Finished

TAB

DoombenProfessional

Race 1: BECOME A BRC MEMBER BENCHMARK 70 Handicap - 1600m

16 August 2025 - 11:45

Track Rating: Good 4, Weather: Fine, Rail Position: +0.5m Entire

BRISBANE RACING CLUB

Section	Overall	1400m	1200m	1000m	800m	600m	400m	200m
Section Times	1:37.51 [2] (0:14.22)	1:23.29 [5] (0:11.71)	1:11.58 [5] (0:12.29)	0:59.29 [5] (0:12.40)	0:46.89 [5] (0:12.35)	0:34.54 [5] (0:11.31)	0:23.23 [1] (0:11.14)	0:12.09 [1] (0:12.09)
Average Speed [km/h]	50.6	61.2	58.7	58.3	58.7	63.7	64.6	59.6
Top Speed [km/h]	64.8	62.3	60.3	61.0	62.1	65.3	65.2	63.5
Avg. Dist. to Rail [m]	0.9	0.5	0.7	1.6	1.4	0.8	1.2	3.2
Avg. Stride Freq. [Hz]	2.3	2.3	2.2	2.2	2.2	2.4	2.4	2.3
Avg. Stride Length [m]	6.1	7.6	7.4	7.5	7.5	7.5	7.4	7.1

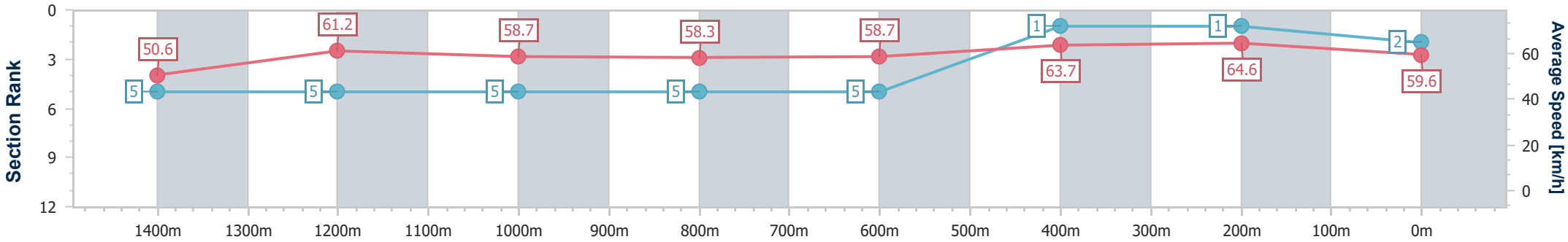

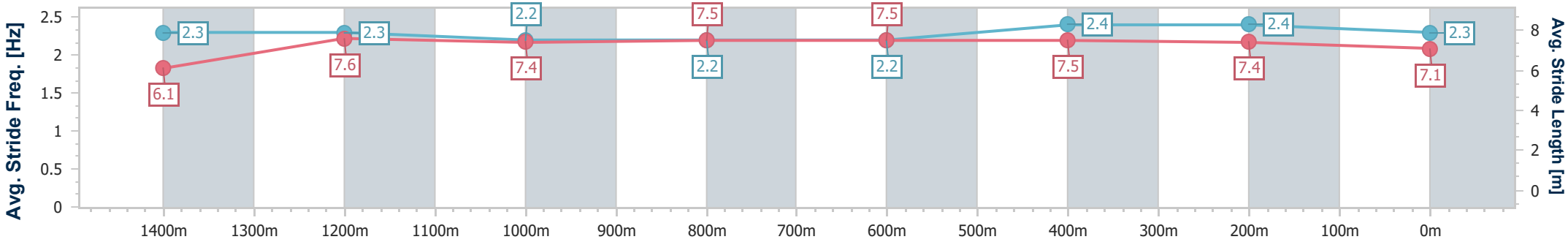

[ ]	Ranking at each section and finish
-:--.--	No data available at this section
NA	No data available

data processed by TRIPLESDATA

Horse/Jockey Name	Aolani
Final Rank	3
Fastest Section Time (Section)	0:11.18 (400m)
Top Speed [km/h] (Section)	65.9 (Overall)
Race State	Finished

DoombenProfessional

Race 1: BECOME A BRC MEMBER BENCHMARK 70 Handicap - 1600m

16 August 2025 - 11:45

Track Rating: Good 4, Weather: Fine, Rail Position: +0.5m Entire

BRISBANE RACING CLUB

Section	Overall	1400m	1200m	1000m	800m	600m	400m	200m
Section Times	1:37.52 [3] (0:13.52)	1:24.00 [1] (0:11.65)	1:12.35 [1] (0:12.36)	0:59.99 [2] (0:12.45)	0:47.54 [2] (0:12.52)	0:35.02 [3] (0:11.80)	0:23.22 [2] (0:11.18)	0:12.04 [2] (0:12.04)
Average Speed [km/h]	53.2	61.6	58.2	57.9	57.7	60.8	64.3	59.8
Top Speed [km/h]	65.9	64.5	60.0	59.0	58.3	64.1	65.2	62.3
Avg. Dist. to Rail [m]	0.9	0.4	0.7	0.5	0.4	0.7	1.0	1.1
Avg. Stride Freq. [Hz]	2.2	2.2	2.2	2.2	2.2	2.2	2.3	2.3
Avg. Stride Length [m]	6.6	7.6	7.5	7.4	7.5	7.6	7.7	7.3

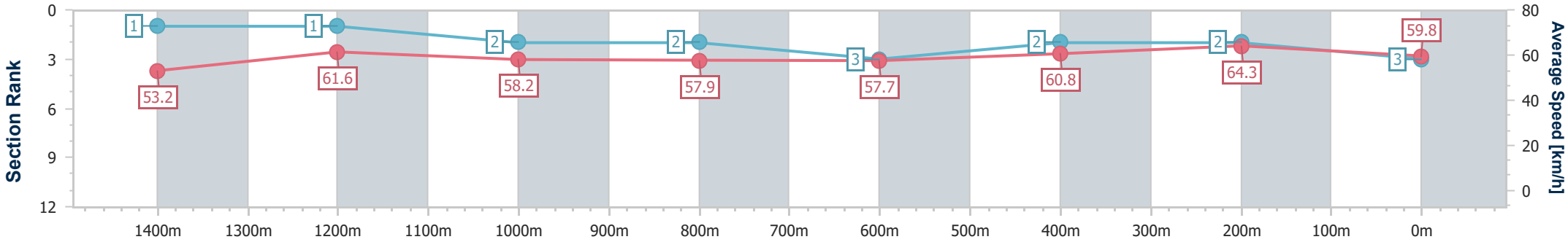

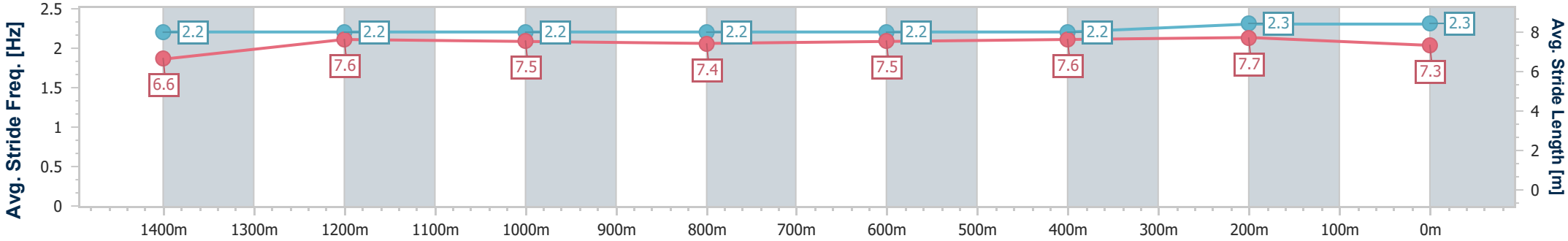

[ ]	Ranking at each section and finish
-:--.--	No data available at this section
NA	No data available

data processed by TRIPLESDATA

Horse/Jockey Name	Dracena
Final Rank	4
Fastest Section Time (Section)	0:11.32 (400m)
Top Speed [km/h] (Section)	65.4 (400m)
Race State	Finished

TAB

DoombenProfessional

Race 1: BECOME A BRC MEMBER BENCHMARK 70 Handicap - 1600m

16 August 2025 - 11:45

Track Rating: Good 4, Weather: Fine, Rail Position: +0.5m Entire

BRISBANE RACING CLUB

Section	Overall	1400m	1200m	1000m	800m	600m	400m	200m
Section Times	1:37.73 [4] (0:13.97)	1:23.76 [3] (0:11.55)	1:12.21 [3] (0:12.21)	1:00.00 [3] (0:12.31)	0:47.69 [3] (0:12.44)	0:35.25 [2] (0:12.01)	0:23.24 [4] (0:11.32)	0:11.92 [4] (0:11.92)
Average Speed [km/h]	51.7	61.8	58.9	58.5	58.4	60.7	63.8	60.2
Top Speed [km/h]	62.3	63.2	60.4	60.4	59.0	63.5	65.4	62.4
Avg. Dist. to Rail [m]	4.9	1.2	1.5	1.6	1.9	2.5	1.4	2.5
Avg. Stride Freq. [Hz]	2.2	2.3	2.2	2.2	2.2	2.3	2.3	2.3
Avg. Stride Length [m]	6.2	7.4	7.5	7.4	7.5	7.5	7.7	7.4

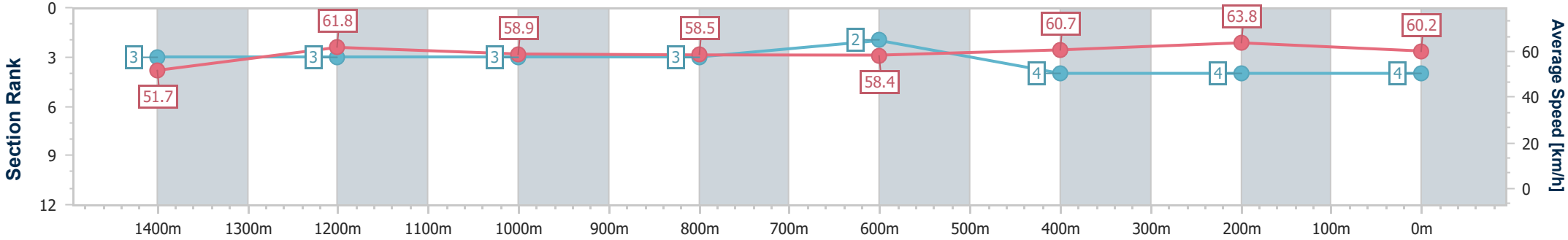

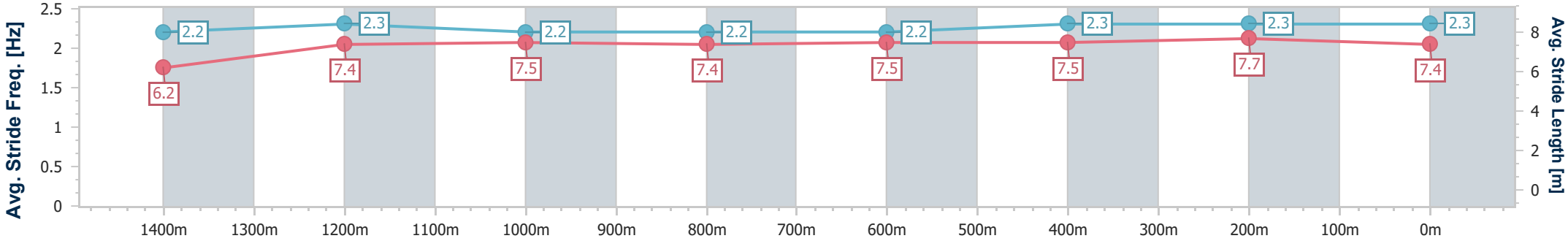

[ ]	Ranking at each section and finish
-:--.--	No data available at this section
NA	No data available

data processed by TRIPLESDATA

Horse/Jockey Name	Larusso
Final Rank	5
Fastest Section Time (Section)	0:11.23 (400m)
Top Speed [km/h] (Section)	64.6 (400m)
Race State	Finished

DoombenProfessional

Race 1: BECOME A BRC MEMBER BENCHMARK 70 Handicap - 1600m

16 August 2025 - 11:45

Track Rating: Good 4, Weather: Fine, Rail Position: +0.5m Entire

BRISBANE RACING CLUB

Section	Overall	1400m	1200m	1000m	800m	600m	400m	200m
Section Times	1:37.81 [5] (0:13.98)	1:23.83 [4] (0:11.66)	1:12.17 [4] (0:12.34)	0:59.83 [4] (0:12.41)	0:47.42 [4] (0:12.50)	0:34.92 [4] (0:11.84)	0:23.08 [5] (0:11.23)	0:11.85 [5] (0:11.85)
Average Speed [km/h]	51.5	61.3	58.5	58.0	57.6	60.4	63.6	61.0
Top Speed [km/h]	63.3	63.1	60.3	59.2	58.4	62.6	64.6	63.3
Avg. Dist. to Rail [m]	1.5	1.0	0.9	0.7	0.2	1.4	1.1	0.4
Avg. Stride Freq. [Hz]	2.2	2.2	2.1	2.1	2.1	2.2	2.3	2.2
Avg. Stride Length [m]	6.4	7.8	7.7	7.7	7.6	7.7	7.7	7.5

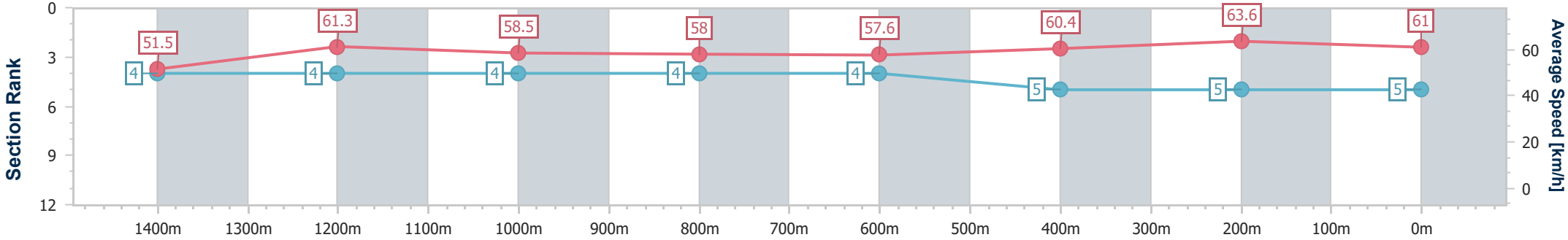

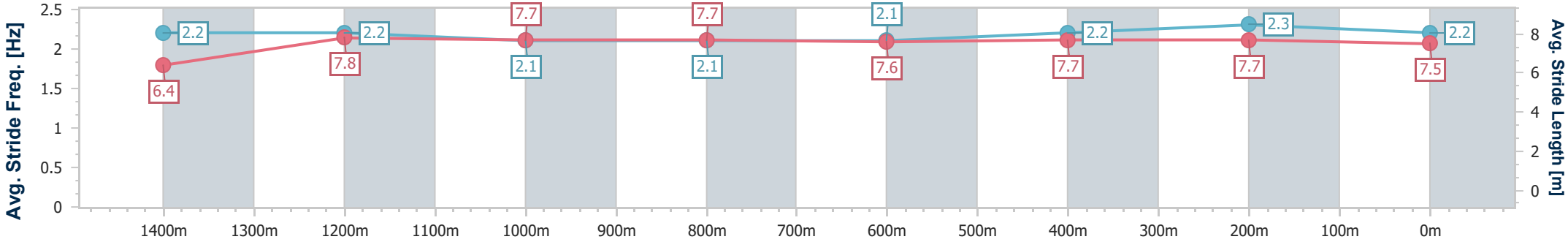

[ ]	Ranking at each section and finish
-:--.--	No data available at this section
NA	No data available

data processed by TRIPLESDATA

Horse/Jockey Name	Caracoron
Final Rank	6
Fastest Section Time (Section)	0:11.25 (400m)
Top Speed [km/h] (Section)	64.6 (400m)
Race State	Finished

DoombenProfessional

Race 1: BECOME A BRC MEMBER BENCHMARK 70 Handicap - 1600m

16 August 2025 - 11:45

Track Rating: Good 4, Weather: Fine, Rail Position: +0.5m Entire

BRISBANE RACING CLUB

Section	Overall	1400m	1200m	1000m	800m	600m	400m	200m
Section Times	1:37.92 [6] (0:14.30)	1:23.62 [6] (0:11.78)	1:11.84 [6] (0:12.16)	0:59.68 [6] (0:12.43)	0:47.25 [6] (0:12.43)	0:34.82 [6] (0:11.71)	0:23.11 [6] (0:11.25)	0:11.86 [6] (0:11.86)
Average Speed [km/h]	50.1	61.2	59.2	58.1	58.2	61.5	64.0	60.6
Top Speed [km/h]	63.0	62.3	60.5	59.2	59.1	63.7	64.6	63.3
Avg. Dist. to Rail [m]	2.6	0.3	0.7	0.7	0.5	0.3	0.6	1.5
Avg. Stride Freq. [Hz]	2.1	2.2	2.2	2.2	2.2	2.2	2.3	2.3
Avg. Stride Length [m]	6.5	7.6	7.6	7.4	7.4	7.6	7.5	7.4

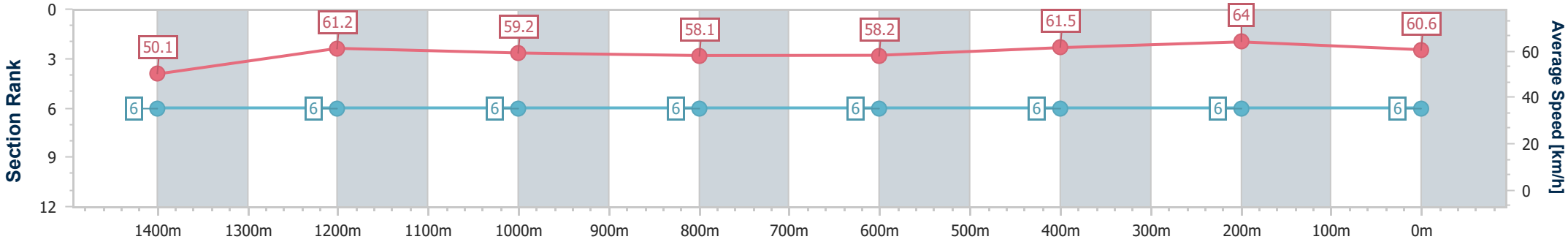

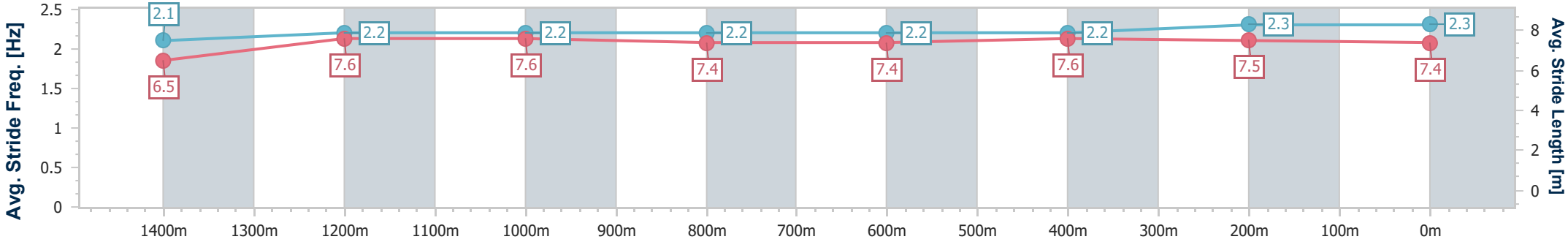

[ ]	Ranking at each section and finish
-:--.--	No data available at this section
NA	No data available

data processed by TRIPLESDATA

Horse/Jockey Name	Sizzling Gal
Final Rank	7
Fastest Section Time (Section)	0:11.18 (400m)
Top Speed [km/h] (Section)	65.7 (400m)
Race State	Finished

TAB

DoombenProfessional

Race 1: BECOME A BRC MEMBER BENCHMARK 70 Handicap - 1600m

16 August 2025 - 11:45

Track Rating: Good 4, Weather: Fine, Rail Position: +0.5m Entire

BRISBANE RACING CLUB

Section	Overall	1400m	1200m	1000m	800m	600m	400m	200m
Section Times	1:38.03 [7] (0:14.47)	1:23.56 [7] (0:11.72)	1:11.84 [7] (0:12.28)	0:59.56 [7] (0:12.42)	0:47.14 [7] (0:12.49)	0:34.65 [7] (0:11.78)	0:22.87 [8] (0:11.18)	0:11.69 [8] (0:11.69)
Average Speed [km/h]	50.0	61.4	58.5	58.3	58.0	61.5	64.5	61.6
Top Speed [km/h]	62.3	63.2	61.0	60.5	60.0	63.1	65.7	63.9
Avg. Dist. to Rail [m]	4.3	0.3	1.1	1.5	1.4	0.9	1.5	0.9
Avg. Stride Freq. [Hz]	2.3	2.4	2.3	2.3	2.3	2.4	2.4	2.4
Avg. Stride Length [m]	5.9	7.1	7.1	7.1	7.0	7.2	7.4	7.2

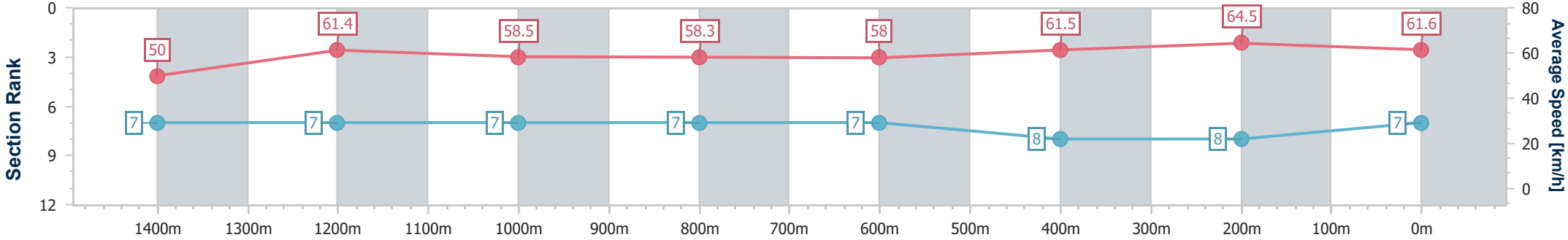

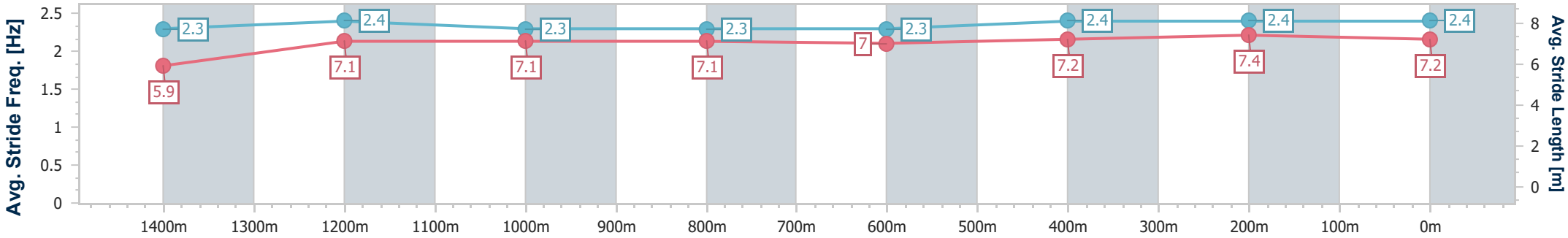

[ ]	Ranking at each section and finish
-:--.--	No data available at this section
NA	No data available

data processed by TRIPLESDATA

Horse/Jockey Name	Victory Flame
Final Rank	8
Fastest Section Time (Section)	0:11.01 (400m)
Top Speed [km/h] (Section)	67.1 (400m)
Race State	Finished

TAB

DoombenProfessional

Race 1: BECOME A BRC MEMBER BENCHMARK 70 Handicap - 1600m

16 August 2025 - 11:45

Track Rating: Good 4, Weather: Fine, Rail Position: +0.5m Entire

BRISBANE RACING CLUB

Section	Overall	1400m	1200m	1000m	800m	600m	400m	200m
Section Times	1:38.08 [8] (0:14.60)	1:23.48 [8] (0:11.81)	1:11.67 [8] (0:12.26)	0:59.41 [8] (0:12.37)	0:47.04 [8] (0:12.51)	0:34.53 [9] (0:11.68)	0:22.85 [9] (0:11.01)	0:11.84 [7] (0:11.84)
Average Speed [km/h]	49.4	61.3	58.6	58.5	58.0	62.3	65.6	60.8
Top Speed [km/h]	61.7	62.3	60.4	60.3	60.1	64.6	67.1	64.3
Avg. Dist. to Rail [m]	3.3	0.9	1.5	1.5	1.9	1.3	3.6	5.4
Avg. Stride Freq. [Hz]	2.1	2.2	2.1	2.1	2.1	2.2	2.3	2.2
Avg. Stride Length [m]	6.3	7.8	7.7	7.7	7.6	8.0	7.9	7.7

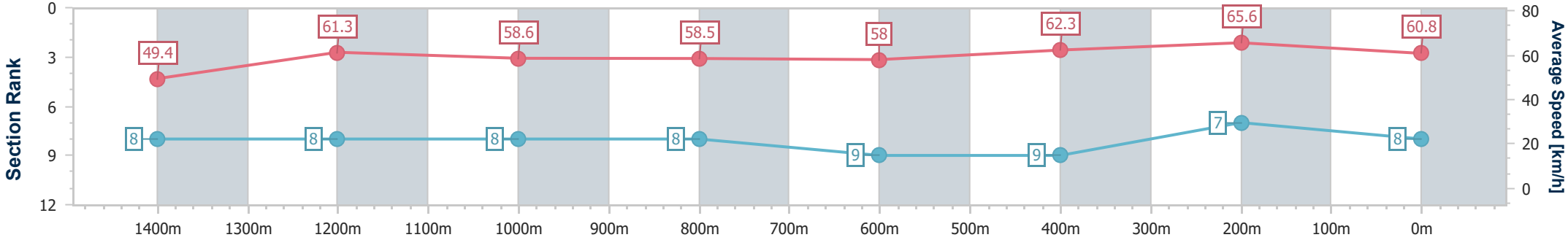

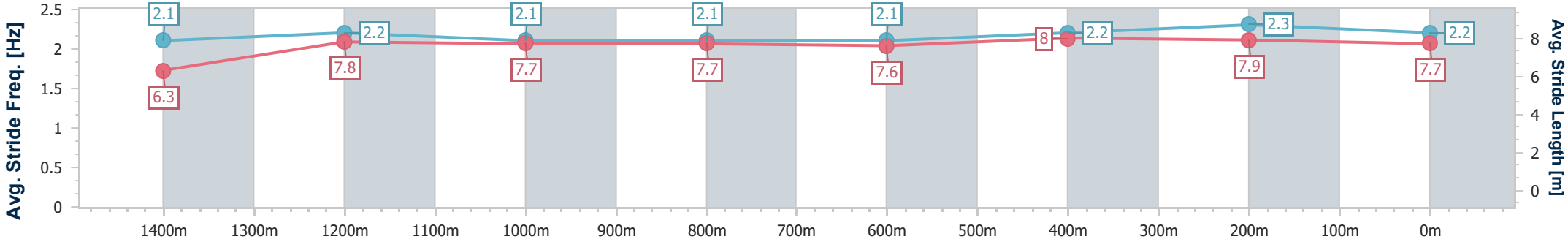

[ ]	Ranking at each section and finish
-:--.--	No data available at this section
NA	No data available

data processed by TRIPLESDATA

Horse/Jockey Name	Viadelamore
Final Rank	9
Fastest Section Time (Section)	0:11.20 (400m)
Top Speed [km/h] (Section)	65.1 (400m)
Race State	Finished

TAB

DoombenProfessional

Race 1: BECOME A BRC MEMBER BENCHMARK 70 Handicap - 1600m

16 August 2025 - 11:45

Track Rating: Good 4, Weather: Fine, Rail Position: +0.5m Entire

BRISBANE RACING CLUB

Section	Overall	1400m	1200m	1000m	800m	600m	400m	200m
Section Times	1:38.34 [9] (0:14.68)	1:23.66 [9] (0:11.82)	1:11.84 [9] (0:12.24)	0:59.60 [9] (0:12.33)	0:47.27 [9] (0:12.42)	0:34.85 [8] (0:11.67)	0:23.18 [7] (0:11.20)	0:11.98 [9] (0:11.98)
Average Speed [km/h]	49.0	60.6	58.8	58.5	58.0	61.5	64.1	60.1
Top Speed [km/h]	60.5	62.6	59.9	59.4	59.8	63.4	65.1	62.8
Avg. Dist. to Rail [m]	0.6	0.5	0.6	0.5	0.1	0.8	1.0	0.8
Avg. Stride Freq. [Hz]	2.3	2.4	2.3	2.3	2.3	2.4	2.5	2.4
Avg. Stride Length [m]	5.9	7.1	7.2	7.1	7.1	7.2	7.2	7.1

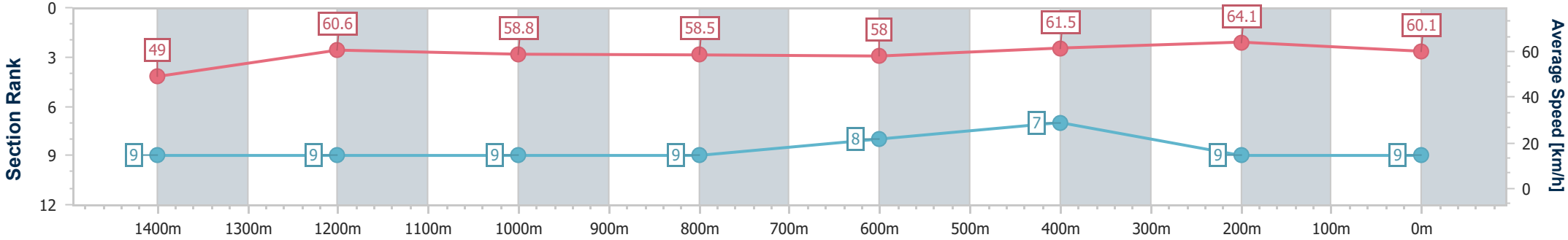

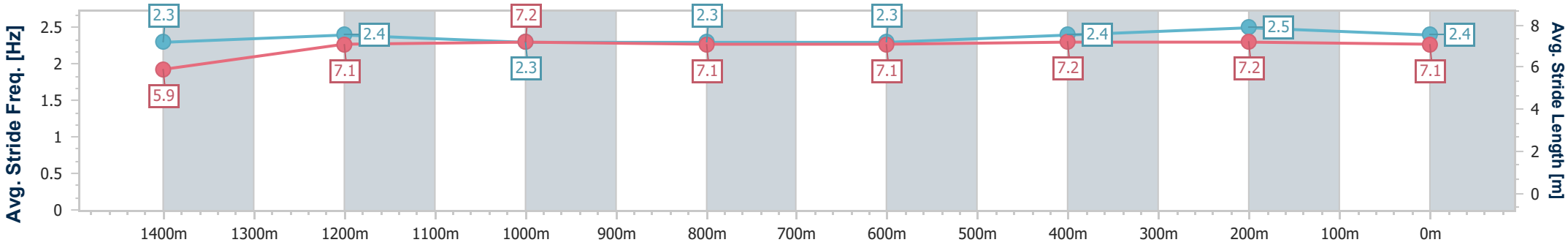

[ ]	Ranking at each section and finish
-:--.--	No data available at this section
NA	No data available

data processed by TRIPLESDATA

DoombenProfessional

Race 2: COUNTRY MUSIC RACEDAY 6 SEPTEMBER BENCHMARK 90
Handicap - 2000m

16 August 2025 - 12:18

BRISBANE RACING CLUB

Track Rating: Good 4, Weather: Fine, Rail Position: +0.5m Entire

Section	Overall	1800m	1600m	1400m	1200m	1000m	800m	Last 600m
Field Times	2:02.89 (0:14.46)	1:48.43 (0:11.87)	1:36.56 (0:12.24)	1:24.32 (0:12.23)	1:12.09 (0:12.17)	0:59.92 (0:11.82)	0:48.10 (0:11.65)	0:36.45

Rank	TAB	Horse/Jockey	Barrier	Top Speed [km/h]	Fastest Section	Overall	1800m	1600m	1400m	1200m	1000m	800m	Last 600m	Distance Travelled [m]
1	5	THE RIGHT WAY	6	63.1	0:11.59	2:02.89 [1]	1:48.28 [2]	1:36.47 [2]	1:24.20 [2]	1:11.86 [2]	0:59.72 [2]	0:47.84 [2]	0:36.25	
		Emily Lang		800m	800m	(0:14.61)	(0:11.81)	(0:12.27)	(0:12.34)	(0:12.14)	(0:11.88)	(0:11.59)		
2	7	CONNECTICUT	7	64.3	0:11.61	2:03.50 [2]	1:48.38 [6]	1:36.42 [6]	1:24.14 [6]	1:11.90 [6]	0:59.91 [6]	0:47.90 [6]	0:36.29	+5
		Jake Bayliss		600m	800m	(0:15.12)	(0:11.96)	(0:12.28)	(0:12.24)	(0:11.99)	(0:12.01)	(0:11.61)		
3	4	TAPILDOODLEDO	2	63.2	0:11.73	2:03.54 [3]	1:48.63 [4]	1:36.75 [4]	1:24.64 [3]	1:12.34 [3]	1:00.27 [3]	0:48.29 [4]	0:36.56	-2
		Ben Thompson		600m	800m	(0:14.91)	(0:11.88)	(0:12.11)	(0:12.30)	(0:12.07)	(0:11.98)	(0:11.73)		
4	6	EL PENSADOR	4	63.3	0:11.65	2:03.84 [4]	1:49.38 [1]	1:37.51 [1]	1:25.27 [1]	1:13.04 [1]	1:00.87 [1]	0:49.05 [1]	0:37.40	-6
		Cejay Graham		1800m	800m	(0:14.46)	(0:11.87)	(0:12.24)	(0:12.23)	(0:12.17)	(0:11.82)	(0:11.65)		
5	2	ZOOLOGY	1	63.2	0:11.64	2:03.95 [5]	1:49.20 [3]	1:37.29 [3]	1:24.97 [4]	1:12.73 [4]	1:00.66 [4]	0:48.75 [3]	0:37.08	-5
		Rob Thorburn		800m	600m	(0:14.75)	(0:11.91)	(0:12.32)	(0:12.24)	(0:12.07)	(0:11.91)	(0:11.67)		
6	8	BAK DA MAN	5	62.6	0:11.73	2:04.34 [6]	1:49.32 [5]	1:37.36 [5]	1:25.14 [5]	1:12.89 [5]	1:00.85 [5]	0:48.80 [5]	0:37.06	-5
		Taylor Marshall		600m	600m	(0:15.02)	(0:11.96)	(0:12.22)	(0:12.25)	(0:12.04)	(0:12.05)	(0:11.74)		
7	3	AGE OF KINGS	8	64.0	0:11.60	2:04.52 [7]	1:49.17 [7]	1:37.14 [7]	1:24.90 [7]	1:12.76 [7]	1:00.69 [7]	0:48.68 [7]	0:37.00	-5
		Ryan Maloney		600m	600m	(0:15.35)	(0:12.03)	(0:12.24)	(0:12.14)	(0:12.07)	(0:12.01)	(0:11.68)		

Scratched: Hype (#1)

[ ]	Ranking at each section and finish	**SCN**	Saddle cloth number
-:--.--	No data available at this section	**DNF**	Did not finish
NA	No data available	**DNT**	Did not track

data processed by TRIPLESDATA

DoombenProfessional

Race 2: COUNTRY MUSIC RACEDAY 6 SEPTEMBER BENCHMARK 90 Handicap - 2000m

16 August 2025 - 12:18

BRISBANE RACING CLUB

Track Rating: Good 4, Weather: Fine, Rail Position: +0.5m Entire

Section					600m	400m	200m			Last 600m	
Field Times					0:36.45 (0:11.70)	0:24.75 (0:12.03)	0:12.72 (0:12.72)			0:36.45	
Rank	**TAB**	**Horse/Jockey**	**Barrier**	**Top Speed [km/h]**	**Fastest Section**				**Margin**		**Distance Travelled [m]**
1	5	THE RIGHT WAY	6	63.1	0:11.59	0:36.25 [2]	0:24.53 [2]	0:12.72 [1]	2:02.89	0:36.25	
		Emily Lang		800m	800m	(0:11.72)	(0:11.81)	(0:12.72)			
2	7	CONNECTICUT	7	64.3	0:11.61	0:36.29 [5]	0:24.59 [5]	0:12.48 [5]	3.57L	0:36.29	+5
		Jake Bayliss		600m	800m	(0:11.70)	(0:12.11)	(0:12.48)			
3	4	TAPILDOODLEDO	2	63.2	0:11.73	0:36.56 [4]	0:24.79 [4]	0:12.68 [4]	3.82L	0:36.56	-2
		Ben Thompson		600m	800m	(0:11.77)	(0:12.11)	(0:12.68)			
4	6	EL PENSADOR	4	63.3	0:11.65	0:37.40 [1]	0:25.70 [1]	0:13.55 [2]	5.57L	0:37.40	-6
		Cejay Graham		1800m	800m	(0:11.70)	(0:12.15)	(0:13.55)			
5	2	ZOOLOGY	1	63.2	0:11.64	0:37.08 [3]	0:25.44 [3]	0:13.31 [3]	6.23L	0:37.08	-5
		Rob Thorburn		800m	600m	(0:11.64)	(0:12.13)	(0:13.31)			
6	8	BAK DA MAN	5	62.6	0:11.73	0:37.06 [6]	0:25.33 [6]	0:13.20 [7]	8.53L	0:37.06	-5
		Taylor Marshall		600m	600m	(0:11.73)	(0:12.13)	(0:13.20)			
7	3	AGE OF KINGS	8	64.0	0:11.60	0:37.00 [7]	0:25.40 [7]	0:13.39 [6]	9.56L	0:37.00	-5
		Ryan Maloney		600m	600m	(0:11.60)	(0:12.01)	(0:13.39)			

Scratched: Hype (#1)

[ ]	Ranking at each section and finish	**SCN**	Saddle cloth number
-:--.--	No data available at this section	**DNF**	Did not finish
NA	No data available	**DNT**	Did not track

data processed by TRIPLESDATA

Horse/Jockey Name	The Right Way
Final Rank	1
Fastest Section Time (Section)	0:11.59 (800m)
Top Speed [km/h] (Section)	63.1 (800m)
Race State	Finished

TAB

DoombenProfessional

Race 2: COUNTRY MUSIC RACEDAY 6 SEPTEMBER
BENCHMARK 90 Handicap - 2000m

16 August 2025 - 12:18

Track Rating: Good 4, Weather: Fine, Rail Position: +0.5m Entire

BRISBANE RACING CLUB

Section	Overall	1800m	1600m	1400m	1200m	1000m	800m	600m	400m	200m
Section Times	2:02.89 [1] (0:14.61)	1:48.28 [2] (0:11.81)	1:36.47 [2] (0:12.27)	1:24.20 [2] (0:12.34)	1:11.86 [2] (0:12.14)	0:59.72 [2] (0:11.88)	0:47.84 [2] (0:11.59)	0:36.25 [2] (0:11.72)	0:24.53 [2] (0:11.81)	0:12.72 [1] (0:12.72)
Average Speed [km/h]	49.3	60.4	58.6	58.6	59.4	61.0	62.3	61.8	60.9	56.7
Top Speed [km/h]	62.8	62.9	59.3	59.7	61.1	62.1	63.1	63.0	62.2	59.2
Avg. Dist. to Rail [m]	2.8	1.1	0.4	0.7	1.6	1.5	1.3	0.6	0.4	0.4
Avg. Stride Freq. [Hz]	2.1	2.2	2.1	2.1	2.1	2.1	2.2	2.2	2.2	2.1
Avg. Stride Length [m]	6.4	7.7	7.5	7.6	7.7	7.9	7.2	7.7	7.6	7.3

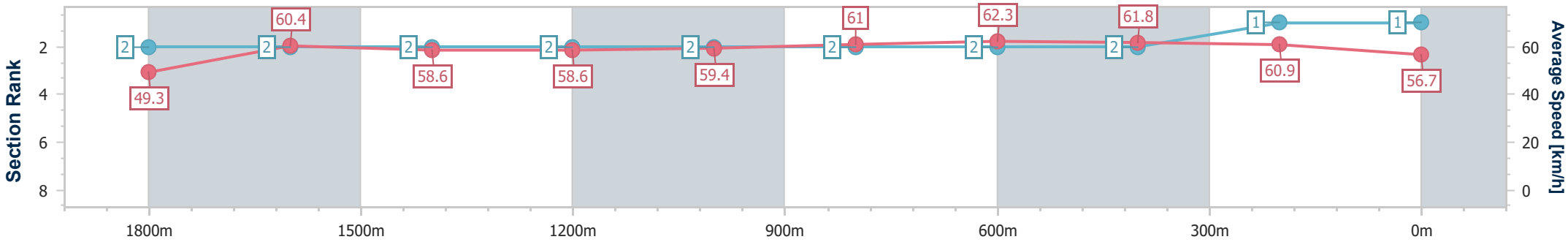

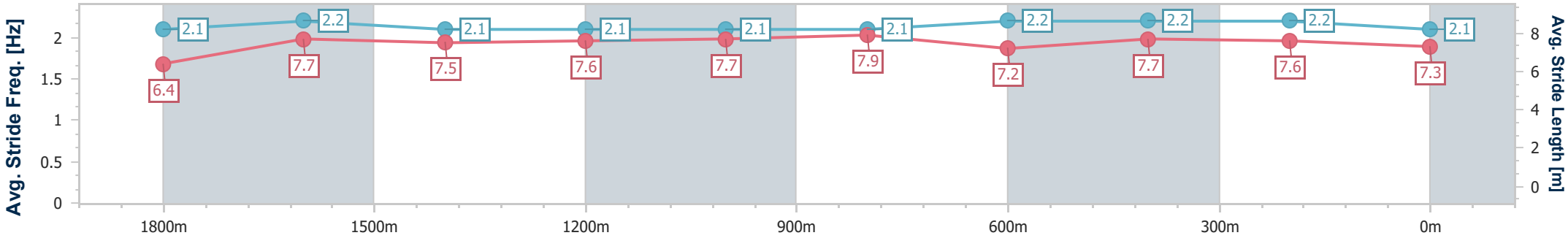

[ ]	Ranking at each section and finish
-:--.--	No data available at this section
NA	No data available

data processed by TRIPLESDATA

Horse/Jockey Name	Connecticut
Final Rank	2
Fastest Section Time (Section)	0:11.61 (800m)
Top Speed [km/h] (Section)	64.3 (600m)
Race State	Finished

TAB

DoombenProfessional

Race 2: COUNTRY MUSIC RACEDAY 6 SEPTEMBER
BENCHMARK 90 Handicap - 2000m

16 August 2025 - 12:18

Track Rating: Good 4, Weather: Fine, Rail Position: +0.5m Entire

BRISBANE RACING CLUB

Section	Overall	1800m	1600m	1400m	1200m	1000m	800m	600m	400m	200m
Section Times	2:03.50 [2] (0:15.12)	1:48.38 [6] (0:11.96)	1:36.42 [6] (0:12.28)	1:24.14 [6] (0:12.24)	1:11.90 [6] (0:11.99)	0:59.91 [6] (0:12.01)	0:47.90 [6] (0:11.61)	0:36.29 [5] (0:11.70)	0:24.59 [5] (0:12.11)	0:12.48 [5] (0:12.48)
Average Speed [km/h]	47.7	59.8	58.6	59.4	60.0	60.0	62.9	62.2	59.7	57.7
Top Speed [km/h]	60.7	61.7	59.6	59.8	62.1	61.4	64.2	64.3	60.6	59.6
Avg. Dist. to Rail [m]	3.6	0.7	0.6	1.0	1.4	1.5	2.4	2.4	3.1	4.4
Avg. Stride Freq. [Hz]	2.1	2.2	2.1	2.1	2.1	2.1	2.2	2.2	2.2	2.2
Avg. Stride Length [m]	6.4	7.7	7.7	7.9	8.0	8.0	8.0	7.8	7.6	7.3

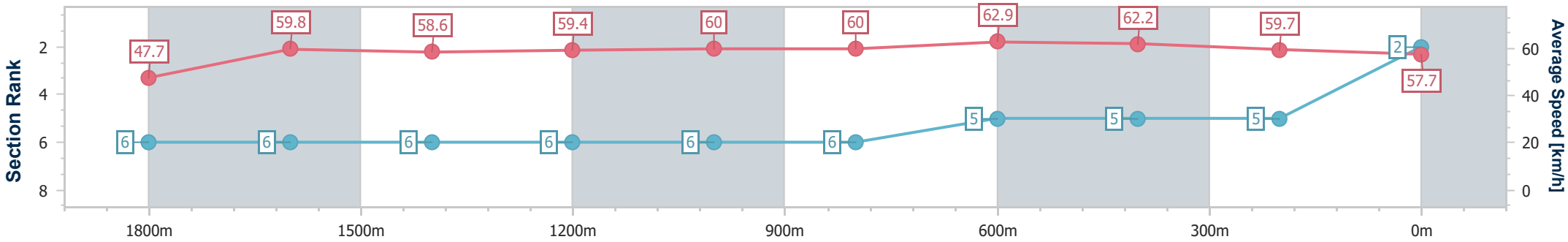

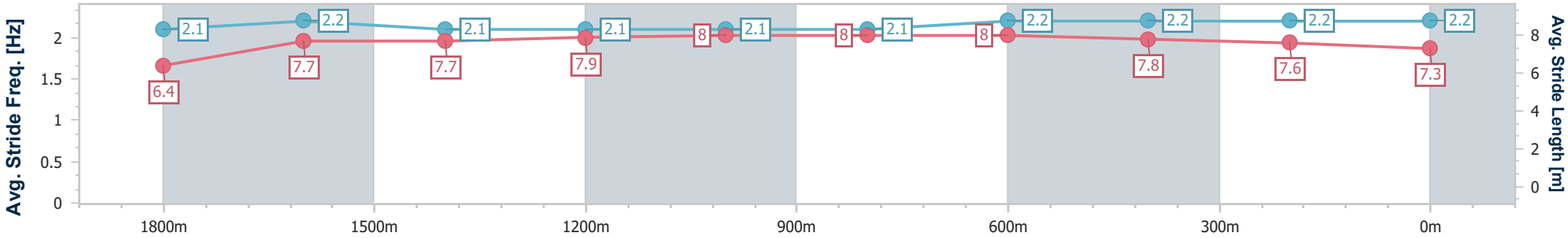

[ ]	Ranking at each section and finish
-:--.--	No data available at this section
NA	No data available

data processed by TRIPLESDATA

Horse/Jockey Name	Tapildoodledo
Final Rank	3
Fastest Section Time (Section)	0:11.73 (800m)
Top Speed [km/h] (Section)	63.2 (600m)
Race State	Finished

TAB

DoombenProfessional

Race 2: COUNTRY MUSIC RACEDAY 6 SEPTEMBER
BENCHMARK 90 Handicap - 2000m

16 August 2025 - 12:18

Track Rating: Good 4, Weather: Fine, Rail Position: +0.5m Entire

BRISBANE RACING CLUB

Section	Overall	1800m	1600m	1400m	1200m	1000m	800m	600m	400m	200m
Section Times	2:03.54 [3] (0:14.91)	1:48.63 [4] (0:11.88)	1:36.75 [4] (0:12.11)	1:24.64 [3] (0:12.30)	1:12.34 [3] (0:12.07)	1:00.27 [3] (0:11.98)	0:48.29 [4] (0:11.73)	0:36.56 [4] (0:11.77)	0:24.79 [4] (0:12.11)	0:12.68 [4] (0:12.68)
Average Speed [km/h]	48.4	59.7	58.8	58.1	59.7	60.4	61.9	61.9	59.6	56.8
Top Speed [km/h]	61.3	62.0	59.4	59.2	61.4	61.5	62.6	63.2	60.3	58.2
Avg. Dist. to Rail [m]	1.2	1.8	3.0	1.2	2.0	1.5	1.9	2.0	2.3	3.4
Avg. Stride Freq. [Hz]	2.3	2.4	2.3	2.2	2.3	2.3	2.3	2.3	2.3	2.3
Avg. Stride Length [m]	5.9	7.0	7.1	7.2	7.4	7.4	7.3	7.3	7.2	6.9

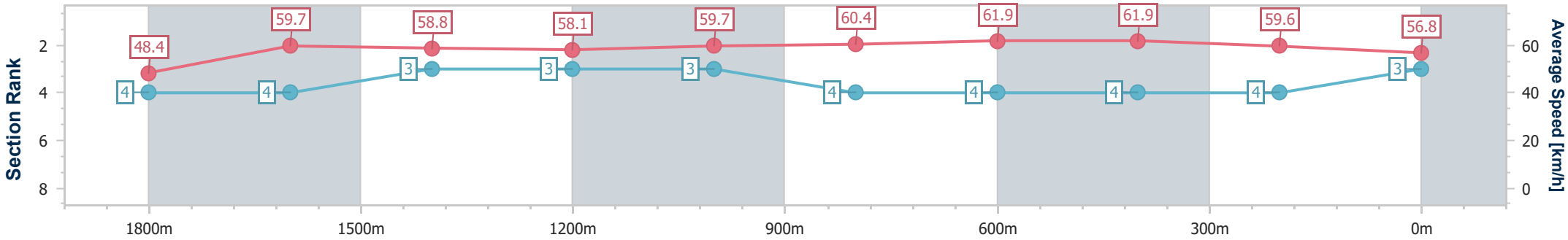

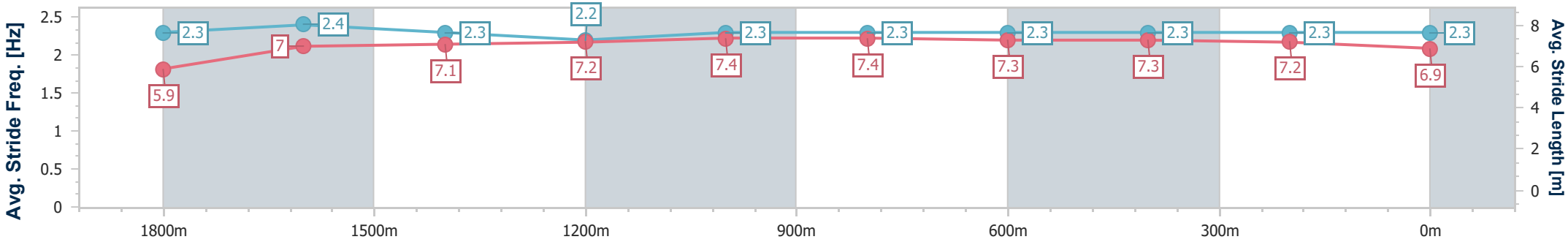

[ ]	Ranking at each section and finish
-:--.--	No data available at this section
NA	No data available

data processed by TRIPLESDATA

Horse/Jockey Name	El Pensador
Final Rank	4
Fastest Section Time (Section)	0:11.65 (800m)
Top Speed [km/h] (Section)	63.3 (1800m)
Race State	Finished

DoombenProfessional

Race 2: COUNTRY MUSIC RACEDAY 6 SEPTEMBER
BENCHMARK 90 Handicap - 2000m

16 August 2025 - 12:18

Track Rating: Good 4, Weather: Fine, Rail Position: +0.5m Entire

BRISBANE RACING CLUB

Section	Overall	1800m	1600m	1400m	1200m	1000m	800m	600m	400m	200m
Section Times	2:03.84 [4] (0:14.46)	1:49.38 [1] (0:11.87)	1:37.51 [1] (0:12.24)	1:25.27 [1] (0:12.23)	1:13.04 [1] (0:12.17)	1:00.87 [1] (0:11.82)	0:49.05 [1] (0:11.65)	0:37.40 [1] (0:11.70)	0:25.70 [1] (0:12.15)	0:13.55 [2] (0:13.55)
Average Speed [km/h]	49.8	59.6	58.5	58.5	59.0	60.8	61.8	61.3	59.1	53.1
Top Speed [km/h]	62.6	63.3	59.3	60.9	60.9	61.7	62.2	61.9	60.4	56.7
Avg. Dist. to Rail [m]	2.1	3.3	1.7	0.9	0.1	0.3	0.6	0.9	1.9	1.5
Avg. Stride Freq. [Hz]	2.3	2.4	2.3	2.3	2.3	2.3	2.3	2.3	2.3	2.3
Avg. Stride Length [m]	6.0	6.9	7.1	7.2	7.2	7.4	7.5	7.3	7.1	6.5

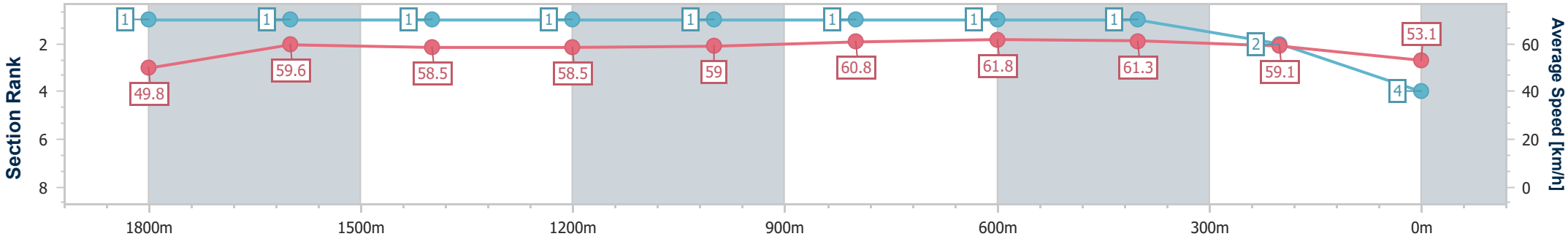

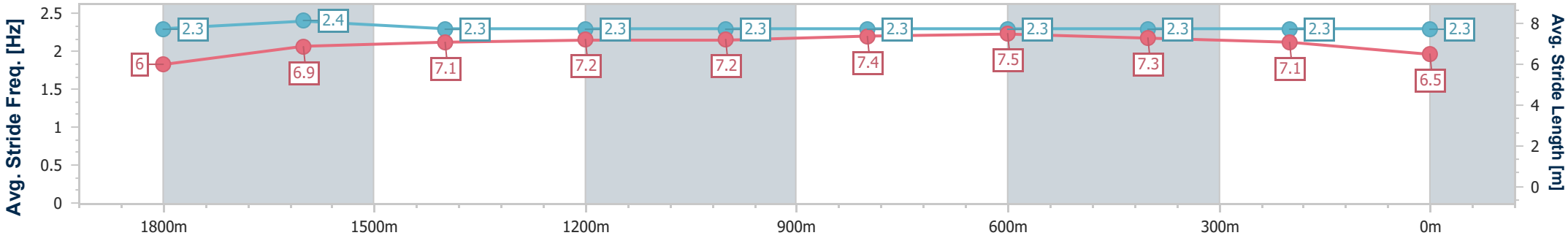

[ ]	Ranking at each section and finish
-:--.--	No data available at this section
NA	No data available

data processed by TRIPLESDATA

Horse/Jockey Name	Zoology
Final Rank	5
Fastest Section Time (Section)	0:11.64 (600m)
Top Speed [km/h] (Section)	63.2 (800m)
Race State	Finished

TAB

DoombenProfessional

Race 2: COUNTRY MUSIC RACEDAY 6 SEPTEMBER
BENCHMARK 90 Handicap - 2000m

16 August 2025 - 12:18

Track Rating: Good 4, Weather: Fine, Rail Position: +0.5m Entire

BRISBANE RACING CLUB

Section	Overall	1800m	1600m	1400m	1200m	1000m	800m	600m	400m	200m
Section Times	2:03.95 [5] (0:14.75)	1:49.20 [3] (0:11.91)	1:37.29 [3] (0:12.32)	1:24.97 [4] (0:12.24)	1:12.73 [4] (0:12.07)	1:00.66 [4] (0:11.91)	0:48.75 [3] (0:11.67)	0:37.08 [3] (0:11.64)	0:25.44 [3] (0:12.13)	0:13.31 [3] (0:13.31)
Average Speed [km/h]	48.8	59.7	58.2	58.4	59.7	60.4	61.9	62.4	59.4	54.0
Top Speed [km/h]	62.2	61.8	58.4	59.4	61.0	61.2	63.2	63.0	60.8	57.6
Avg. Dist. to Rail [m]	1.6	2.0	1.6	1.0	0.1	0.2	1.3	0.9	1.1	1.6
Avg. Stride Freq. [Hz]	2.2	2.3	2.2	2.2	2.2	2.2	2.3	2.3	2.3	2.2
Avg. Stride Length [m]	6.2	7.3	7.4	7.5	7.7	7.7	7.5	7.6	7.2	6.9

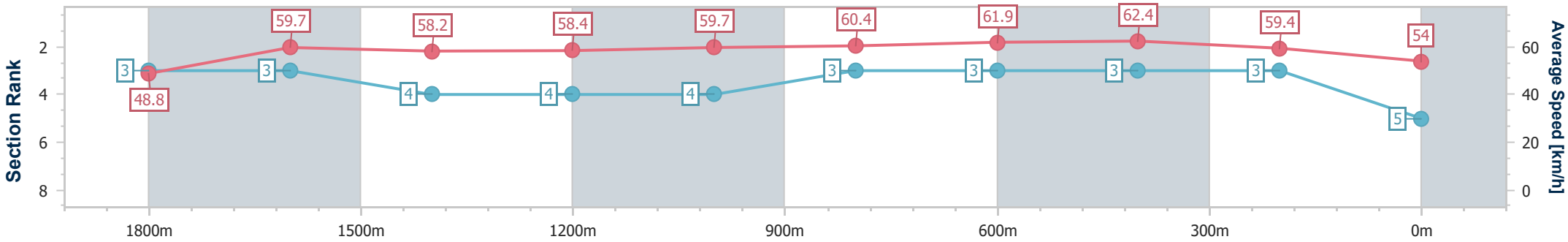

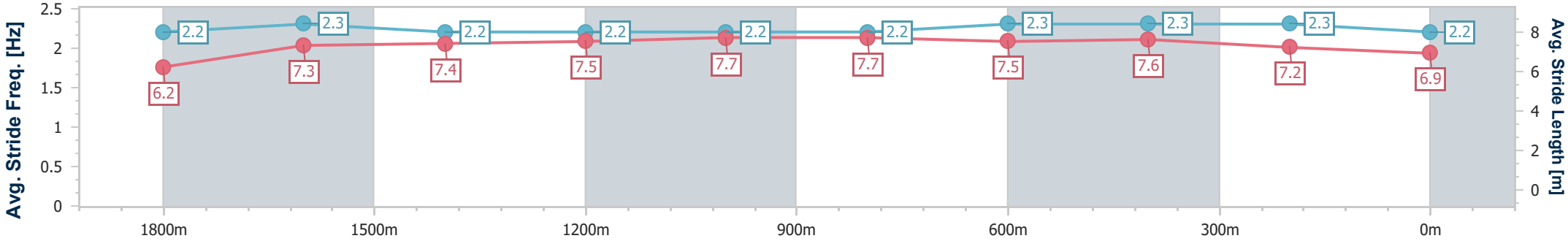

[ ]	Ranking at each section and finish
-:--.--	No data available at this section
NA	No data available

data processed by TRIPLESDATA

Horse/Jockey Name	Bak Da Man
Final Rank	6
Fastest Section Time (Section)	0:11.73 (600m)
Top Speed [km/h] (Section)	62.6 (600m)
Race State	Finished

TAB

DoombenProfessional

Race 2: COUNTRY MUSIC RACEDAY 6 SEPTEMBER
BENCHMARK 90 Handicap - 2000m

16 August 2025 - 12:18

Track Rating: Good 4, Weather: Fine, Rail Position: +0.5m Entire

BRISBANE RACING CLUB

Section	Overall	1800m	1600m	1400m	1200m	1000m	800m	600m	400m	200m
Section Times	2:04.34 [6] (0:15.02)	1:49.32 [5] (0:11.96)	1:37.36 [5] (0:12.22)	1:25.14 [5] (0:12.25)	1:12.89 [5] (0:12.04)	1:00.85 [5] (0:12.05)	0:48.80 [5] (0:11.74)	0:37.06 [6] (0:11.73)	0:25.33 [6] (0:12.13)	0:13.20 [7] (0:13.20)
Average Speed [km/h]	47.8	59.7	58.5	58.7	59.8	59.9	61.5	61.3	59.3	54.5
Top Speed [km/h]	61.8	61.2	59.0	58.9	61.3	60.8	62.4	62.6	60.1	57.3
Avg. Dist. to Rail [m]	2.0	1.7	1.3	0.4	0.7	0.5	1.0	0.7	0.6	0.5
Avg. Stride Freq. [Hz]	2.2	2.3	2.3	2.2	2.3	2.3	2.3	2.4	2.4	2.3
Avg. Stride Length [m]	5.9	7.2	7.1	7.1	7.3	7.3	7.2	7.1	7.0	6.6

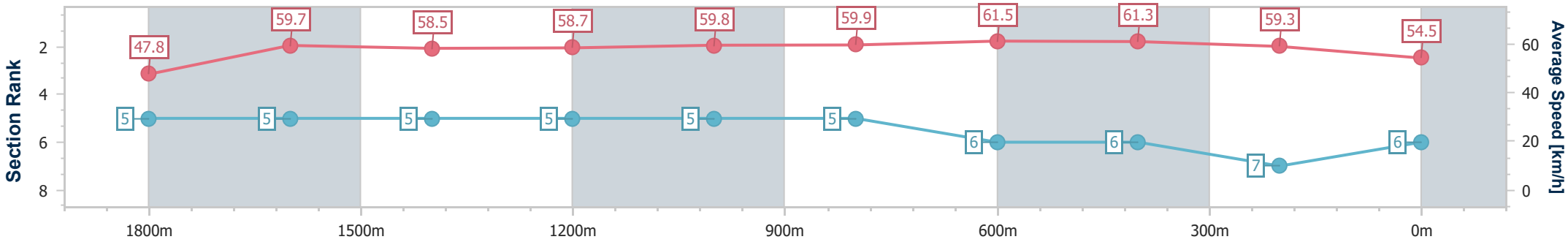

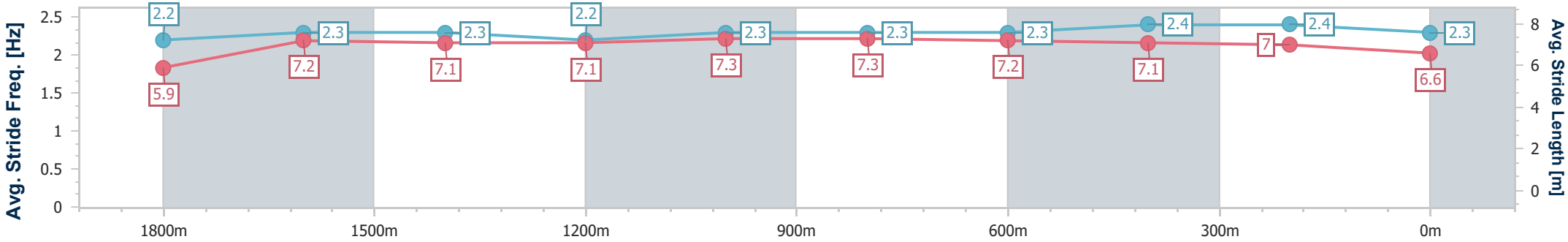

[ ]	Ranking at each section and finish
-:--.--	No data available at this section
NA	No data available

data processed by TRIPLESDATA

Horse/Jockey Name	Age Of Kings
Final Rank	7
Fastest Section Time (Section)	0:11.60 (600m)
Top Speed [km/h] (Section)	64.0 (600m)
Race State	Finished

TAB

DoombenProfessional

Race 2: COUNTRY MUSIC RACEDAY 6 SEPTEMBER
BENCHMARK 90 Handicap - 2000m

16 August 2025 - 12:18

Track Rating: Good 4, Weather: Fine, Rail Position: +0.5m Entire

BRISBANE RACING CLUB

Section	Overall	1800m	1600m	1400m	1200m	1000m	800m	600m	400m	200m
Section Times	2:04.52 [7] (0:15.35)	1:49.17 [7] (0:12.03)	1:37.14 [7] (0:12.24)	1:24.90 [7] (0:12.14)	1:12.76 [7] (0:12.07)	1:00.69 [7] (0:12.01)	0:48.68 [7] (0:11.68)	0:37.00 [7] (0:11.60)	0:25.40 [7] (0:12.01)	0:13.39 [6] (0:13.39)
Average Speed [km/h]	47.0	59.1	58.4	58.8	59.8	59.8	61.9	62.4	60.0	53.7
Top Speed [km/h]	61.1	60.9	59.1	60.0	61.6	61.4	63.2	64.0	61.1	57.3
Avg. Dist. to Rail [m]	3.8	1.9	2.0	1.1	0.2	0.2	0.7	1.2	1.2	1.7
Avg. Stride Freq. [Hz]	2.2	2.3	2.3	2.3	2.3	2.3	2.4	2.4	2.3	2.3
Avg. Stride Length [m]	5.8	7.1	7.2	7.2	7.2	7.3	7.3	7.3	7.2	6.6

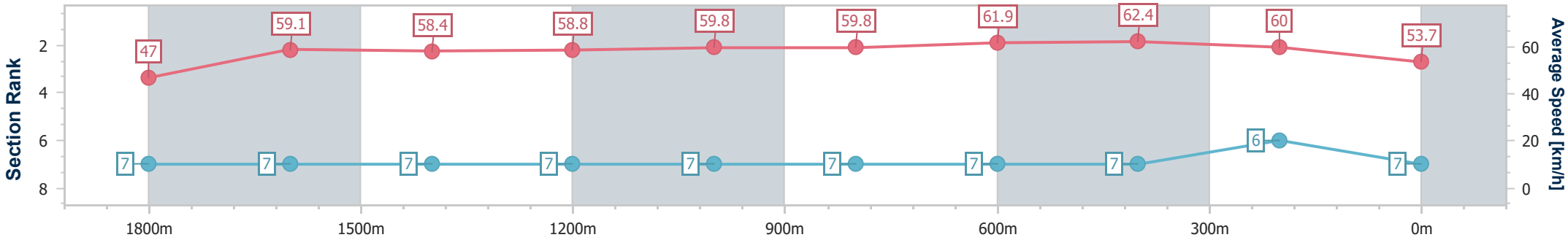

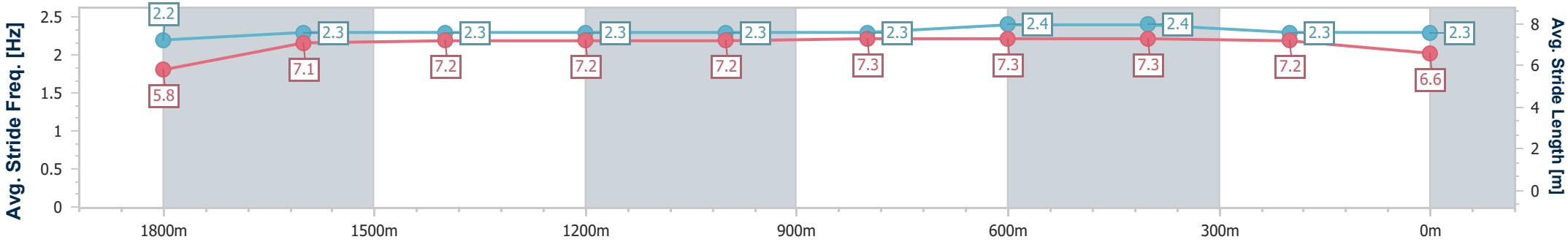

[ ]	Ranking at each section and finish
-:--.--	No data available at this section
NA	No data available

data processed by TRIPLESDATA

DoombenProfessional

Race 3: MORETON HIRE Fillies and Mares Class 3 Plate - 1200m

16 August 2025 - 12:53

BRISBANE RACING CLUB

Track Rating: Good 4, Weather: Fine, Rail Position: +0.5m Entire

Section						Overall	1000m	800m	600m	400m	200m		Last 600m	
Field Times						1:09.55 (0:12.96)	0:56.59 (0:10.26)	0:46.33 (0:11.13)	0:35.20 (0:11.30)	0:23.90 (0:11.44)	0:12.46 (0:12.46)		0:35.20	
Rank	**TAB**	**Horse/Jockey**	**Barrier**	**Top Speed [km/h]**	**Fastest Section**							**Margin**		**Distance Travelled [m]**
1	7	BRIGHT BLONDE	4	70.0	0:10.49	1:09.55 [1]	0:56.36 [5]	0:45.87 [4]	0:34.85 [3]	0:23.52 [3]	0:12.23 [3]	1:09.55	0:34.85	
		Cejay Graham		1000m	1000m	(0:13.19)	(0:10.49)	(0:11.02)	(0:11.33)	(0:11.29)	(0:12.23)			
2	1	ALECTRONA	7	70.4	0:10.65	1:09.95 [2]	0:56.47 [7]	0:45.82 [7]	0:34.72 [7]	0:23.34 [8]	0:12.20 [6]	2.34L	0:34.72	-2
		Martin Harley		Overall	1000m	(0:13.48)	(0:10.65)	(0:11.10)	(0:11.38)	(0:11.14)	(0:12.20)			
3	10	SURPRISE HONEY	6	70.8	0:10.42	1:10.10 [3]	0:57.09 [2]	0:46.67 [2]	0:35.58 [2]	0:24.41 [2]	0:13.01 [1]	3.21L	0:35.58	-1
		Emily Lang		1000m	1000m	(0:13.01)	(0:10.42)	(0:11.09)	(0:11.17)	(0:11.40)	(0:13.01)			
4	4	ROSE OF SHIRAZ	2	68.4	0:10.68	1:10.18 [4]	0:57.05 [4]	0:46.37 [5]	0:35.25 [6]	0:23.83 [6]	0:12.35 [7]	3.66L	0:35.25	-2
		Cody Collis		1000m	1000m	(0:13.13)	(0:10.68)	(0:11.12)	(0:11.42)	(0:11.48)	(0:12.35)			
5	2	ARALETTA	8	68.8	0:10.62	1:10.21 [5]	0:56.49 [8]	0:45.87 [8]	0:34.95 [8]	0:23.69 [7]	0:12.37 [8]	3.88L	0:34.95	+2
		Andrew Mallyon		1000m	1000m	(0:13.72)	(0:10.62)	(0:10.92)	(0:11.26)	(0:11.32)	(0:12.37)			
6	3	CERTAINLYCAN	3	71.5	0:10.26	1:10.21 [6]	0:57.25 [1]	0:46.99 [1]	0:35.86 [1]	0:24.56 [1]	0:13.06 [2]	3.88L	0:35.86	-1
		Angela Jones		1000m	1000m	(0:12.96)	(0:10.26)	(0:11.13)	(0:11.30)	(0:11.50)	(0:13.06)			
7	8	CAPITAL DIVA	5	69.4	0:10.48	1:10.50 [7]	0:57.08 [6]	0:46.60 [6]	0:35.59 [5]	0:24.25 [5]	0:12.79 [5]	5.6L	0:35.59	+3
		Kyle Wilson-Taylor		1000m	1000m	(0:13.42)	(0:10.48)	(0:11.01)	(0:11.34)	(0:11.46)	(0:12.79)			
8	11	JEMOMA ALPILAGE	10	68.5	0:10.60	1:10.54 [8]	0:56.69 [9]	0:46.09 [9]	0:35.17 [9]	0:23.73 [9]	0:12.40 [9]	5.81L	0:35.17	-2
		Taylor Marshall		1000m	1000m	(0:13.85)	(0:10.60)	(0:10.92)	(0:11.44)	(0:11.33)	(0:12.40)			
9	6	ZOUTASTIC	1	70.4	0:10.48	1:10.97 [9]	0:57.86 [3]	0:47.38 [3]	0:36.23 [4]	0:24.86 [4]	0:13.26 [4]	8.32L	0:36.23	-4
		Chad Lever		Overall	1000m	(0:13.11)	(0:10.48)	(0:11.15)	(0:11.37)	(0:11.60)	(0:13.26)			

Scratched: La Soeur (#9), Salt Lake Betty (#5), Petite Palace (#12)

[ ]	Ranking at each section and finish	**SCN**	Saddle cloth number
-:--.--	No data available at this section	**DNF**	Did not finish
NA	No data available	**DNT**	Did not track

data processed by TRIPLESDATA

Horse/Jockey Name	Bright Blonde
Final Rank	1
Fastest Section Time (Section)	0:10.49 (1000m)
Top Speed [km/h] (Section)	70.0 (1000m)
Race State	Finished

DoombenProfessional

Race 3: MORETON HIRE Fillies and Mares Class 3 Plate - 1200m

16 August 2025 - 12:53

Track Rating: Good 4, Weather: Fine, Rail Position: +0.5m Entire

BRISBANE RACING CLUB

Section	Overall	1000m	800m	600m	400m	200m
Section Times	1:09.55 [1] (0:13.19)	0:56.36 [5] (0:10.49)	0:45.87 [4] (0:11.02)	0:34.85 [3] (0:11.33)	0:23.52 [3] (0:11.29)	0:12.23 [3] (0:12.23)
Average Speed [km/h]	54.7	68.9	65.5	63.8	63.8	58.6
Top Speed [km/h]	69.7	70.0	67.8	63.9	64.4	62.2
Avg. Dist. to Rail [m]	4.8	1.7	0.9	0.4	0.6	2.1
Avg. Stride Freq. [Hz]	2.3	2.4	2.3	2.3	2.4	2.3
Avg. Stride Length [m]	6.5	8.0	7.7	7.5	7.6	7.2

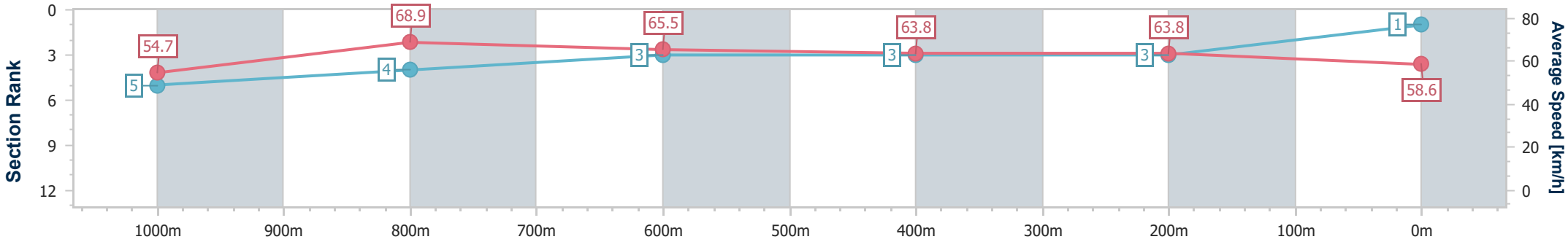

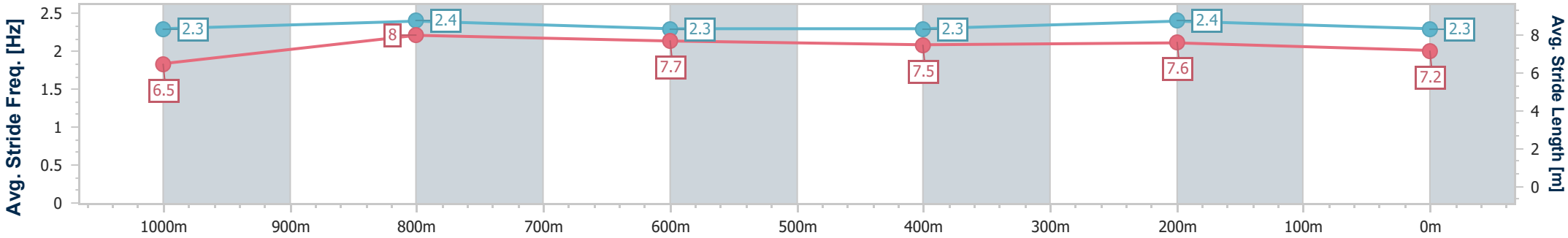

[ ]	Ranking at each section and finish
-:--.--	No data available at this section
NA	No data available

data processed by TRIPLESDATA

Horse/Jockey Name	Alectrona
Final Rank	2
Fastest Section Time (Section)	0:10.65 (1000m)
Top Speed [km/h] (Section)	70.4 (Overall)
Race State	Finished

TAB

DoombenProfessional

Race 3: MORETON HIRE Fillies and Mares Class 3 Plate - 1200m

16 August 2025 - 12:53

Track Rating: Good 4, Weather: Fine, Rail Position: +0.5m Entire

BRISBANE RACING CLUB

Section	Overall	1000m	800m	600m	400m	200m
Section Times	1:09.95 [2] (0:13.48)	0:56.47 [7] (0:10.65)	0:45.82 [7] (0:11.10)	0:34.72 [7] (0:11.38)	0:23.34 [8] (0:11.14)	0:12.20 [6] (0:12.20)
Average Speed [km/h]	53.5	67.4	65.0	63.0	64.5	59.0
Top Speed [km/h]	70.4	69.0	66.4	63.7	65.5	63.5
Avg. Dist. to Rail [m]	5.0	0.5	0.3	0.9	1.2	3.5
Avg. Stride Freq. [Hz]	2.3	2.4	2.4	2.3	2.4	2.3
Avg. Stride Length [m]	6.4	7.9	7.6	7.5	7.4	7.1

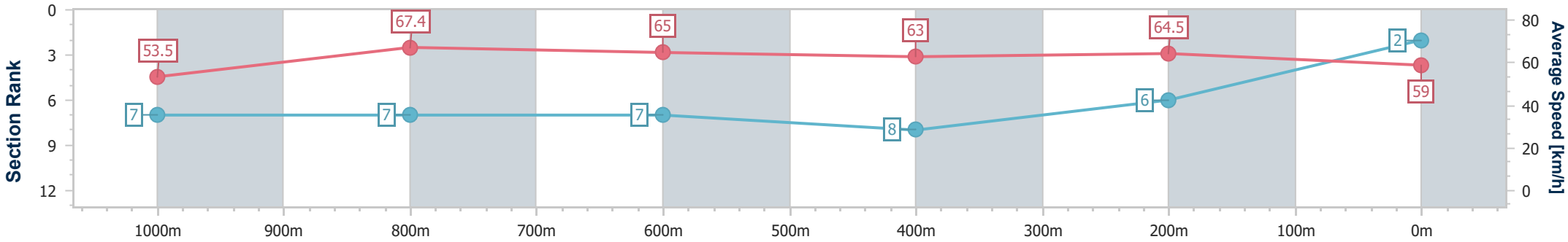

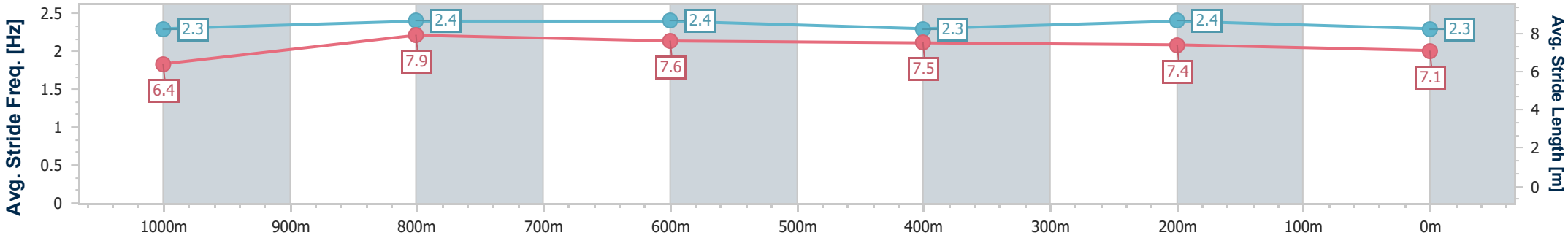

[ ]	Ranking at each section and finish
-:--.--	No data available at this section
NA	No data available

data processed by TRIPLESDATA

Horse/Jockey Name	Surprise Honey
Final Rank	3
Fastest Section Time (Section)	0:10.42 (1000m)
Top Speed [km/h] (Section)	70.8 (1000m)
Race State	Finished

DoombenProfessional

Race 3: MORETON HIRE Fillies and Mares Class 3 Plate - 1200m

16 August 2025 - 12:53

Track Rating: Good 4, Weather: Fine, Rail Position: +0.5m Entire

BRISBANE RACING CLUB

Section	Overall	1000m	800m	600m	400m	200m
Section Times	1:10.10 [3] (0:13.01)	0:57.09 [2] (0:10.42)	0:46.67 [2] (0:11.09)	0:35.58 [2] (0:11.17)	0:24.41 [2] (0:11.40)	0:13.01 [1] (0:13.01)
Average Speed [km/h]	55.5	69.3	65.1	64.0	62.9	55.3
Top Speed [km/h]	70.4	70.8	68.2	64.8	64.3	60.2
Avg. Dist. to Rail [m]	6.2	2.0	0.3	1.0	0.5	0.7
Avg. Stride Freq. [Hz]	2.4	2.5	2.4	2.5	2.5	2.3
Avg. Stride Length [m]	6.2	7.5	7.4	7.1	7.1	6.6

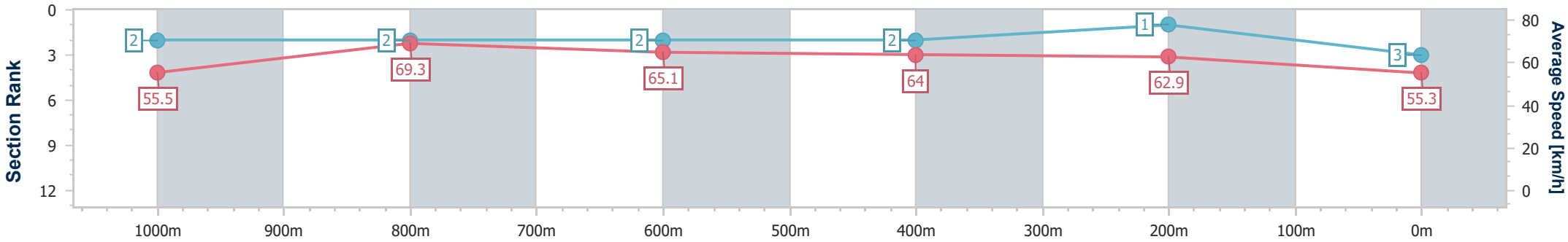

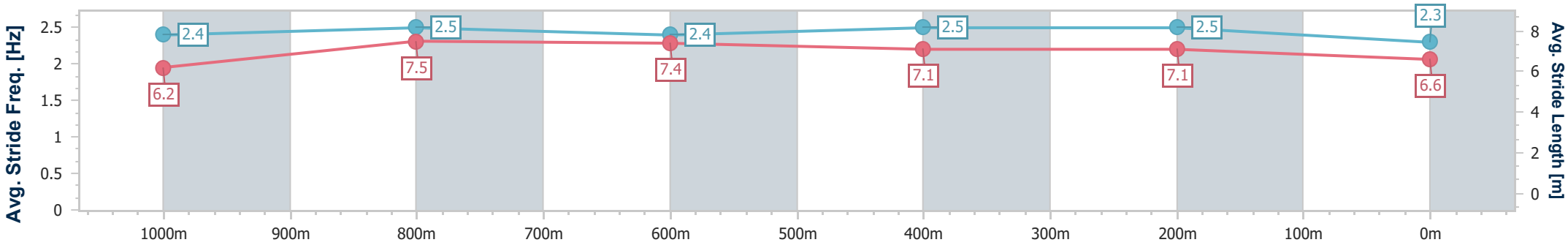

[ ]	Ranking at each section and finish
-:--.--	No data available at this section
NA	No data available

data processed by TRIPLESDATA

Horse/Jockey Name	Rose Of Shiraz
Final Rank	4
Fastest Section Time (Section)	0:10.68 (1000m)
Top Speed [km/h] (Section)	68.4 (1000m)
Race State	Finished

TAB

DoombenProfessional

Race 3: MORETON HIRE Fillies and Mares Class 3 Plate - 1200m

16 August 2025 - 12:53

Track Rating: Good 4, Weather: Fine, Rail Position: +0.5m Entire

BRISBANE RACING CLUB

Section	Overall	1000m	800m	600m	400m	200m
Section Times	1:10.18 [4] (0:13.13)	0:57.05 [4] (0:10.68)	0:46.37 [5] (0:11.12)	0:35.25 [6] (0:11.42)	0:23.83 [6] (0:11.48)	0:12.35 [7] (0:12.35)
Average Speed [km/h]	54.9	67.3	65.1	62.6	62.6	58.3
Top Speed [km/h]	68.4	68.4	66.9	63.9	64.0	61.0
Avg. Dist. to Rail [m]	2.5	0.5	0.5	0.5	1.6	0.9
Avg. Stride Freq. [Hz]	2.4	2.5	2.4	2.4	2.4	2.4
Avg. Stride Length [m]	6.0	6.5	6.8	6.8	6.8	6.8

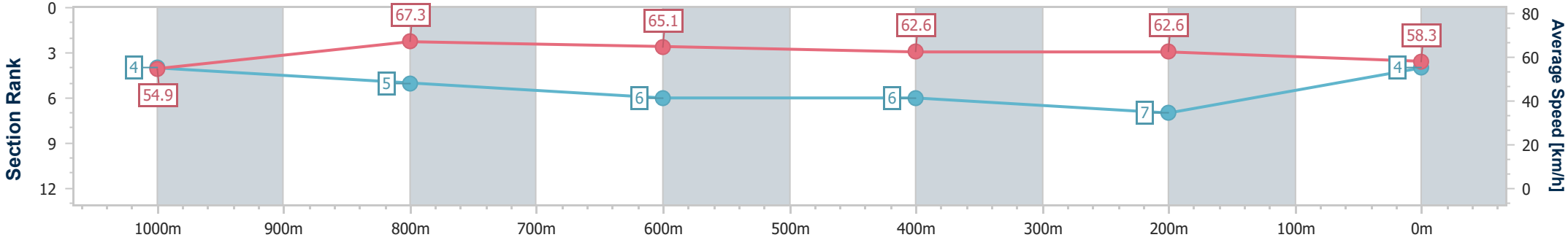

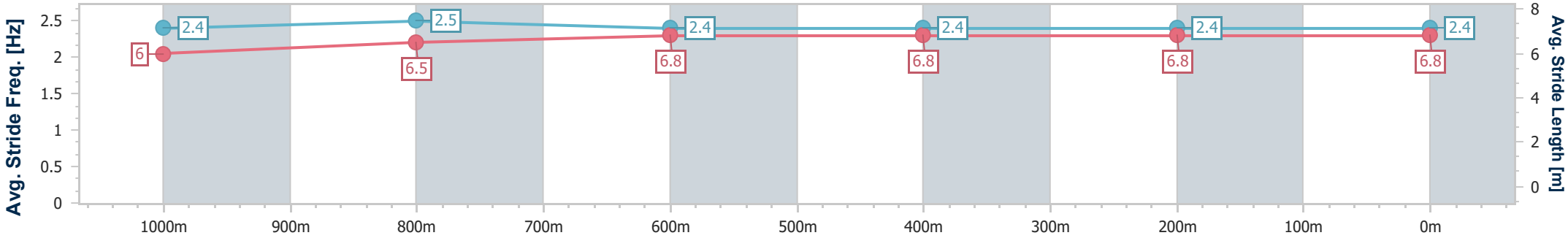

[ ]	Ranking at each section and finish
-:--.--	No data available at this section
NA	No data available

data processed by TRIPLESDATA

Horse/Jockey Name	Araletta
Final Rank	5
Fastest Section Time (Section)	0:10.62 (1000m)
Top Speed [km/h] (Section)	68.8 (1000m)
Race State	Finished

DoombenProfessional

Race 3: MORETON HIRE Fillies and Mares Class 3 Plate - 1200m

16 August 2025 - 12:53

Track Rating: Good 4, Weather: Fine, Rail Position: +0.5m Entire

BRISBANE RACING CLUB

Section	Overall	1000m	800m	600m	400m	200m
Section Times	1:10.21 [5] (0:13.72)	0:56.49 [8] (0:10.62)	0:45.87 [8] (0:10.92)	0:34.95 [8] (0:11.26)	0:23.69 [7] (0:11.32)	0:12.37 [8] (0:12.37)
Average Speed [km/h]	52.6	67.7	66.3	64.2	63.6	58.3
Top Speed [km/h]	68.6	68.8	67.5	65.5	65.3	62.4
Avg. Dist. to Rail [m]	6.4	0.8	1.2	0.3	2.3	5.0
Avg. Stride Freq. [Hz]	2.3	2.5	2.5	2.4	2.5	2.4
Avg. Stride Length [m]	6.2	7.4	7.4	7.3	7.0	6.7

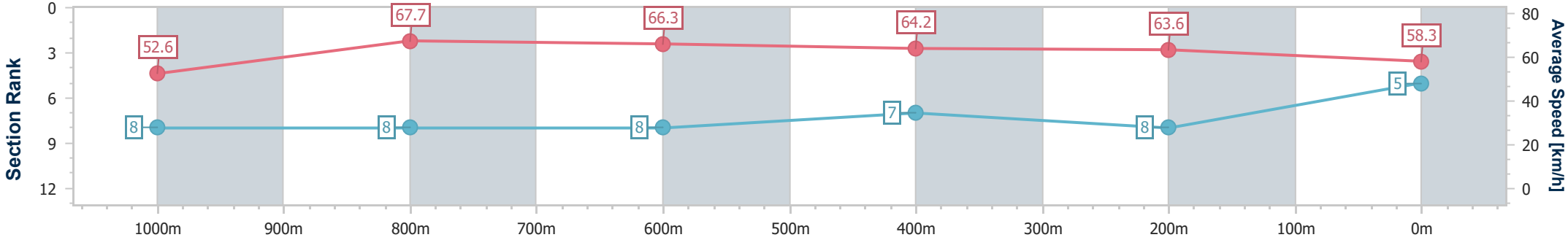

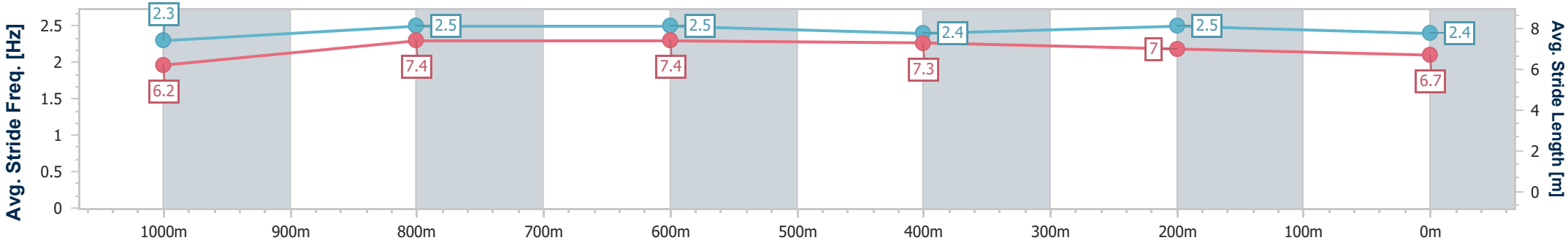

[ ]	Ranking at each section and finish
-:--.--	No data available at this section
NA	No data available

data processed by TRIPLESDATA

Horse/Jockey Name	Certainlycan
Final Rank	6
Fastest Section Time (Section)	0:10.26 (1000m)
Top Speed [km/h] (Section)	71.5 (1000m)
Race State	Finished

DoombenProfessional

Race 3: MORETON HIRE Fillies and Mares Class 3 Plate - 1200m

16 August 2025 - 12:53

Track Rating: Good 4, Weather: Fine, Rail Position: +0.5m Entire

BRISBANE RACING CLUB

Section	Overall	1000m	800m	600m	400m	200m
Section Times	1:10.21 [6] (0:12.96)	0:57.25 [1] (0:10.26)	0:46.99 [1] (0:11.13)	0:35.86 [1] (0:11.30)	0:24.56 [1] (0:11.50)	0:13.06 [2] (0:13.06)
Average Speed [km/h]	55.7	70.0	64.8	63.6	62.3	55.3
Top Speed [km/h]	71.2	71.5	67.0	65.1	64.1	60.1
Avg. Dist. to Rail [m]	3.2	0.7	0.2	0.3	0.9	0.6
Avg. Stride Freq. [Hz]	2.4	2.5	2.4	2.4	2.4	2.2
Avg. Stride Length [m]	6.4	7.9	7.6	7.4	7.3	6.9

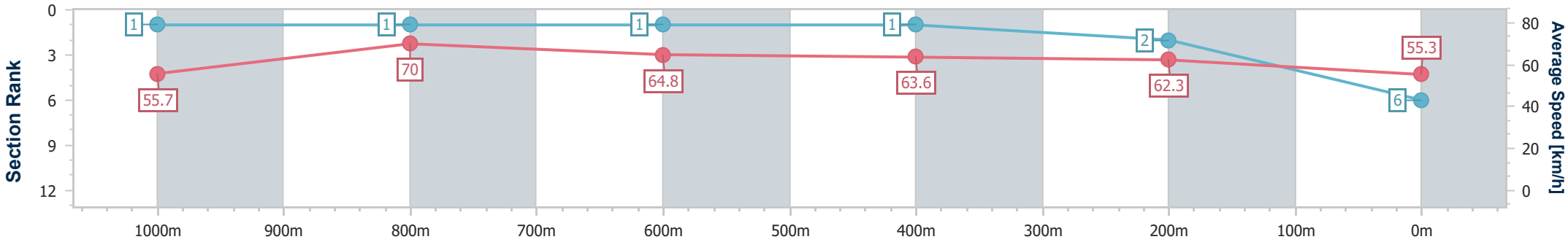

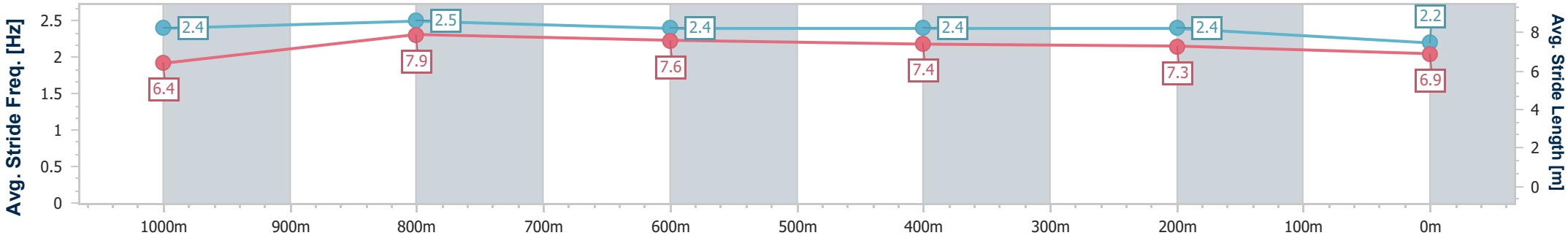

[ ]	Ranking at each section and finish
-:--.--	No data available at this section
NA	No data available

data processed by TRIPLESDATA

Horse/Jockey Name	Capital Diva
Final Rank	7
Fastest Section Time (Section)	0:10.48 (1000m)
Top Speed [km/h] (Section)	69.4 (1000m)
Race State	Finished

TAB

DoombenProfessional

Race 3: MORETON HIRE Fillies and Mares Class 3 Plate - 1200m

16 August 2025 - 12:53

Track Rating: Good 4, Weather: Fine, Rail Position: +0.5m Entire

BRISBANE RACING CLUB

Section	Overall	1000m	800m	600m	400m	200m
Section Times	1:10.50 [7] (0:13.42)	0:57.08 [6] (0:10.48)	0:46.60 [6] (0:11.01)	0:35.59 [5] (0:11.34)	0:24.25 [5] (0:11.46)	0:12.79 [5] (0:12.79)
Average Speed [km/h]	53.8	68.8	65.7	63.7	63.2	56.3
Top Speed [km/h]	68.7	69.4	67.7	64.2	64.4	60.6
Avg. Dist. to Rail [m]	4.9	0.6	1.3	0.7	2.2	2.0
Avg. Stride Freq. [Hz]	2.4	2.4	2.4	2.4	2.5	2.3
Avg. Stride Length [m]	6.3	7.9	7.5	7.3	7.2	6.7

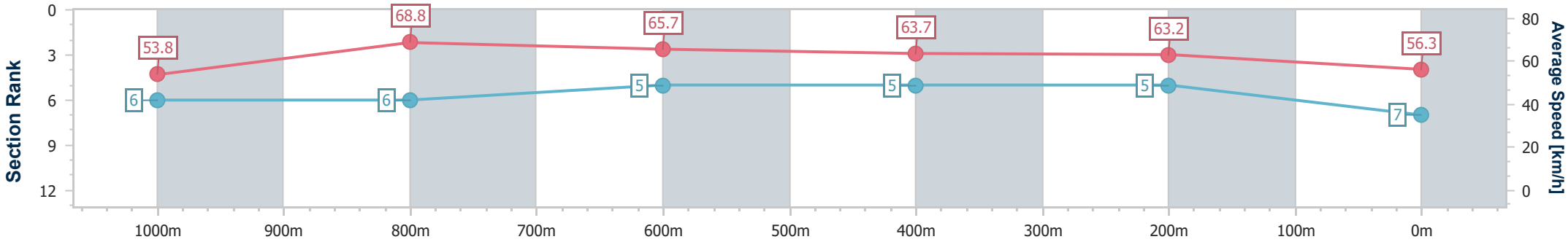

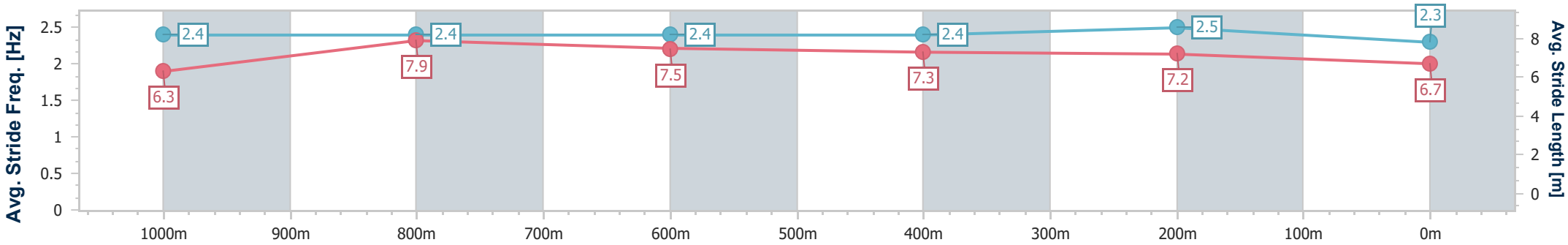

[ ]	Ranking at each section and finish
-:--.--	No data available at this section
NA	No data available

data processed by TRIPLESDATA

Horse/Jockey Name	Jemoma Alpilage
Final Rank	8
Fastest Section Time (Section)	0:10.60 (1000m)
Top Speed [km/h] (Section)	68.5 (1000m)
Race State	Finished

DoombenProfessional

Race 3: MORETON HIRE Fillies and Mares Class 3 Plate - 1200m

16 August 2025 - 12:53

Track Rating: Good 4, Weather: Fine, Rail Position: +0.5m Entire

BRISBANE RACING CLUB

Section	Overall	1000m	800m	600m	400m	200m
Section Times	1:10.54 [8] (0:13.85)	0:56.69 [9] (0:10.60)	0:46.09 [9] (0:10.92)	0:35.17 [9] (0:11.44)	0:23.73 [9] (0:11.33)	0:12.40 [9] (0:12.40)
Average Speed [km/h]	52.1	67.8	66.0	62.5	63.5	58.2
Top Speed [km/h]	68.3	68.5	67.3	64.7	64.0	62.4
Avg. Dist. to Rail [m]	6.5	0.3	0.4	0.8	0.9	3.0
Avg. Stride Freq. [Hz]	2.2	2.3	2.3	2.2	2.2	2.2
Avg. Stride Length [m]	6.6	8.3	8.1	7.8	8.0	7.5

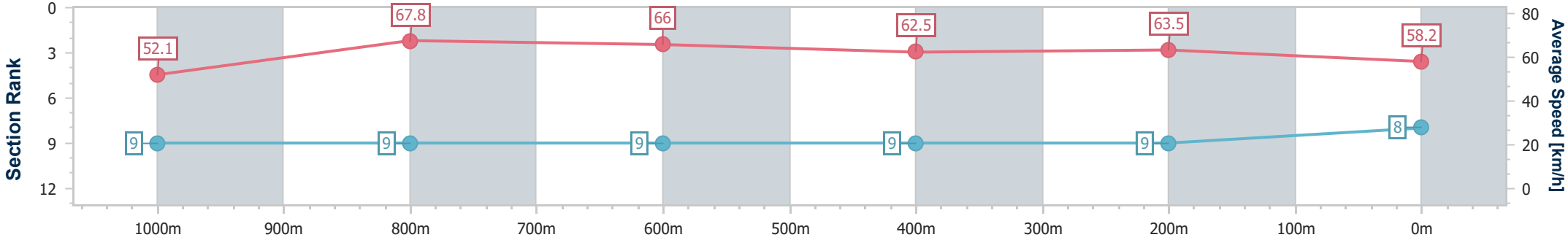

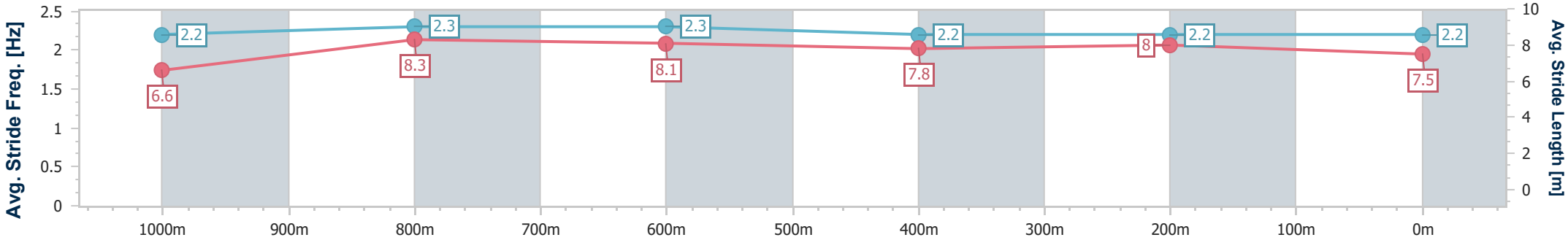

[ ]	Ranking at each section and finish
-:--.--	No data available at this section
NA	No data available

data processed by TRIPLESDATA

Horse/Jockey Name	Zoutastic
Final Rank	9
Fastest Section Time (Section)	0:10.48 (1000m)
Top Speed [km/h] (Section)	70.4 (Overall)
Race State	Finished

TAB

DoombenProfessional

Race 3: MORETON HIRE Fillies and Mares Class 3 Plate - 1200m

16 August 2025 - 12:53

Track Rating: Good 4, Weather: Fine, Rail Position: +0.5m Entire

BRISBANE RACING CLUB

Section	Overall	1000m	800m	600m	400m	200m
Section Times	1:10.97 [9] (0:13.11)	0:57.86 [3] (0:10.48)	0:47.38 [3] (0:11.15)	0:36.23 [4] (0:11.37)	0:24.86 [4] (0:11.60)	0:13.26 [4] (0:13.26)
Average Speed [km/h]	54.8	68.6	64.4	62.7	61.9	54.5
Top Speed [km/h]	70.4	70.3	67.4	63.7	63.6	60.0
Avg. Dist. to Rail [m]	1.0	1.3	0.5	1.1	0.9	1.0
Avg. Stride Freq. [Hz]	2.3	2.4	2.3	2.4	2.4	2.2
Avg. Stride Length [m]	6.5	8.1	7.6	7.4	7.3	6.8

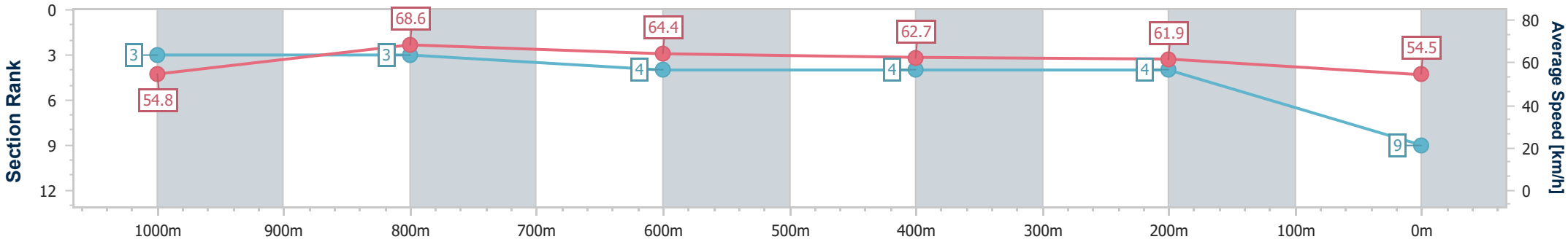

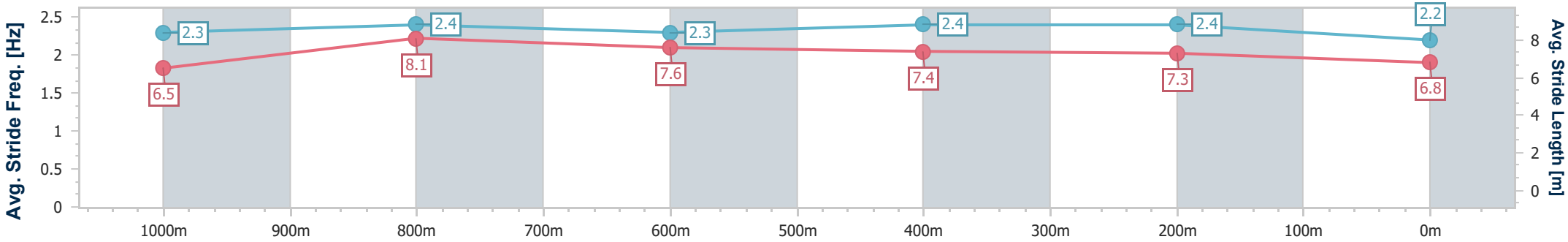

[ ]	Ranking at each section and finish
-:--.--	No data available at this section
NA	No data available

data processed by TRIPLESDATA

DoombenProfessional

Race 4: SPRING CARNIVAL ON SALE NOW Fillies and Mares Class 6 Handicap - 1350m

16 August 2025 - 13:28

BRISBANE RACING CLUB

Track Rating: Good 4, Weather: Fine, Rail Position: +0.5m Entire

Section	Overall	1200m	1000m	800m	600m	400m	Last 600m
Field Times	1:19.55 (0:10.76)	1:08.79 (0:10.52)	0:58.27 (0:10.93)	0:47.34 (0:11.54)	0:35.80 (0:11.79)	0:24.01 (0:11.65)	0:35.80

Rank	TAB	Horse/Jockey	Barrier	Top Speed [km/h]	Fastest Section	Overall	1200m	1000m	800m	600m	400m	Last 600m	Distance Travelled [m]
1	7	**FAT FINGERS**	6	66.8	0:10.97	1:19.55 [1]	1:08.39 [8]	0:57.33 [8]	0:46.36 [8]	0:34.93 [8]	0:23.28 [8]	0:34.93	
		Karl Zechner		1200m	1000m	(0:11.16)	(0:11.06)	(0:10.97)	(0:11.43)	(0:11.65)	(0:11.42)		
2	9	**ONE BEAT NO BEAT**	7	67.6	0:10.84	1:19.61 [2]	1:08.77 [3]	0:57.77 [5]	0:46.86 [5]	0:35.56 [4]	0:23.82 [4]	0:35.56	+1
		Jake Bayliss		1000m	Overall	(0:10.84)	(0:11.00)	(0:10.91)	(0:11.30)	(0:11.74)	(0:11.44)		
3	3	**CATAHOULA**	4	66.9	0:10.91	1:19.62 [3]	1:08.53 [7]	0:57.57 [6]	0:46.66 [6]	0:35.16 [7]	0:23.41 [7]	0:35.16	-1
		Tyler Schiller		1200m	1000m	(0:11.09)	(0:10.96)	(0:10.91)	(0:11.50)	(0:11.75)	(0:11.23)		
4	5	**SIMPLY AMAZING**	1	68.9	0:10.69	1:19.73 [4]	1:08.88 [4]	0:58.19 [3]	0:47.19 [3]	0:35.77 [3]	0:24.03 [3]	0:35.77	-6
		Andrew Mallyon		1200m	1200m	(0:10.85)	(0:10.69)	(0:11.00)	(0:11.42)	(0:11.74)	(0:11.59)		
5	8	**OCEAN ZAR**	3	68.7	0:10.76	1:19.96 [5]	1:09.19 [2]	0:58.43 [2]	0:47.56 [2]	0:36.13 [2]	0:24.42 [1]	0:36.13	+0
		Ben Thompson		1000m	1200m	(0:10.77)	(0:10.76)	(0:10.87)	(0:11.43)	(0:11.71)	(0:11.65)		
6	10	**YENDY**	10	69.4	0:10.52	1:19.99 [6]	1:09.23 [1]	0:58.71 [1]	0:47.78 [1]	0:36.24 [1]	0:24.38 [2]	0:36.24	+0
		Cejay Graham		1200m	1200m	(0:10.76)	(0:10.52)	(0:10.93)	(0:11.54)	(0:11.86)	(0:11.69)		
7	1	**OVERRIDING**	8	67.0	0:10.97	1:20.01 [7]	1:09.02 [6]	0:57.93 [7]	0:46.96 [7]	0:35.62 [6]	0:24.02 [6]	0:35.62	+3
		Jace McMurray		1000m	1000m	(0:10.99)	(0:11.09)	(0:10.97)	(0:11.34)	(0:11.60)	(0:11.57)		
8	4	**DECISIVE LASS**	2	67.0	0:10.85	1:20.15 [8]	1:09.19 [5]	0:58.31 [4]	0:47.46 [4]	0:36.00 [5]	0:24.22 [5]	0:36.00	-4
		Stacey Callow		1000m	1000m	(0:10.96)	(0:10.88)	(0:10.85)	(0:11.46)	(0:11.78)	(0:11.59)		
9	6	**CINQUE TERRE**	9	67.3	0:10.94	1:20.25 [9]	1:08.76 [9]	0:57.82 [9]	0:46.78 [9]	0:35.47 [9]	0:23.80 [9]	0:35.47	-5
		Emily Lang		1200m	1200m	(0:11.49)	(0:10.94)	(0:11.04)	(0:11.31)	(0:11.67)	(0:11.37)		

Scratched: African Daisy (#2)

[ ]	Ranking at each section and finish	**SCN**	Saddle cloth number
-:--.--	No data available at this section	**DNF**	Did not finish
NA	No data available	**DNT**	Did not track

data processed by TRIPLESDATA

DoombenProfessional

Race 4: SPRING CARNIVAL ON SALE NOW Fillies and Mares Class 6 Handicap - 1350m

16 August 2025 - 13:28

BRISBANE RACING CLUB

Track Rating: Good 4, Weather: Fine, Rail Position: +0.5m Entire

Section	200m	Last 600m
Field Times	0:12.36 (0:12.36)	0:35.80

Rank	TAB	Horse/Jockey	Barrier	Top Speed [km/h]	Fastest Section		Margin		Distance Travelled [m]
1	7	**FAT FINGERS**	6	66.8	0:10.97	0:11.86 [8]	1:19.55	0:34.93	
		Karl Zechner		1200m	1000m	(0:11.86)			
2	9	**ONE BEAT NO BEAT**	7	67.6	0:10.84	0:12.38 [2]	0.35L	0:35.56	+1
		Jake Bayliss		1000m	Overall	(0:12.38)			
3	3	**CATAHOULA**	4	66.9	0:10.91	0:12.18 [5]	0.39L	0:35.16	-1
		Tyler Schiller		1200m	1000m	(0:12.18)			
4	5	**SIMPLY AMAZING**	1	68.9	0:10.69	0:12.44 [3]	1.05L	0:35.77	-6
		Andrew Mallyon		1200m	1200m	(0:12.44)			
5	8	**OCEAN ZAR**	3	68.7	0:10.76	0:12.77 [1]	2.42L	0:36.13	+0
		Ben Thompson		1000m	1200m	(0:12.77)			
6	10	**YENDY**	10	69.4	0:10.52	0:12.69 [4]	2.58L	0:36.24	+0
		Cejay Graham		1200m	1200m	(0:12.69)			
7	1	**OVERRIDING**	8	67.0	0:10.97	0:12.45 [7]	2.7L	0:35.62	+3
		Jace McMurray		1000m	1000m	(0:12.45)			
8	4	**DECISIVE LASS**	2	67.0	0:10.85	0:12.63 [6]	3.51L	0:36.00	-4
		Stacey Callow		1000m	1000m	(0:12.63)			
9	6	**CINQUE TERRE**	9	67.3	0:10.94	0:12.43 [9]	4.11L	0:35.47	-5
		Emily Lang		1200m	1200m	(0:12.43)			

Scratched: African Daisy (#2)

[ ]	Ranking at each section and finish	**SCN**	Saddle cloth number
-:--.--	No data available at this section	**DNF**	Did not finish
NA	No data available	**DNT**	Did not track

data processed by TRIPLESDATA

Horse/Jockey Name	Fat Fingers
Final Rank	1
Fastest Section Time (Section)	0:10.97 (1000m)
Top Speed [km/h] (Section)	66.8 (1200m)
Race State	Finished

DoombenProfessional

Race 4: SPRING CARNIVAL ON SALE NOW Fillies and Mares Class 6 Handicap - 1350m

16 August 2025 - 13:28

Track Rating: Good 4, Weather: Fine, Rail Position: +0.5m Entire

BRISBANE RACING CLUB

Section	Overall	1200m	1000m	800m	600m	400m	200m
Section Times	1:19.55 [1] (0:11.16)	1:08.39 [8] (0:11.06)	0:57.33 [8] (0:10.97)	0:46.36 [8] (0:11.43)	0:34.93 [8] (0:11.65)	0:23.28 [8] (0:11.42)	0:11.86 [8] (0:11.86)
Average Speed [km/h]	48.6	65.2	65.5	63.5	62.1	62.9	60.9
Top Speed [km/h]	64.6	66.8	66.2	64.0	63.5	64.0	63.2
Avg. Dist. to Rail [m]	6.2	1.2	0.5	1.2	0.7	1.8	4.4
Avg. Stride Freq. [Hz]	2.2	2.4	2.4	2.4	2.3	2.4	2.4
Avg. Stride Length [m]	5.9	7.1	7.4	7.4	7.4	7.3	7.0

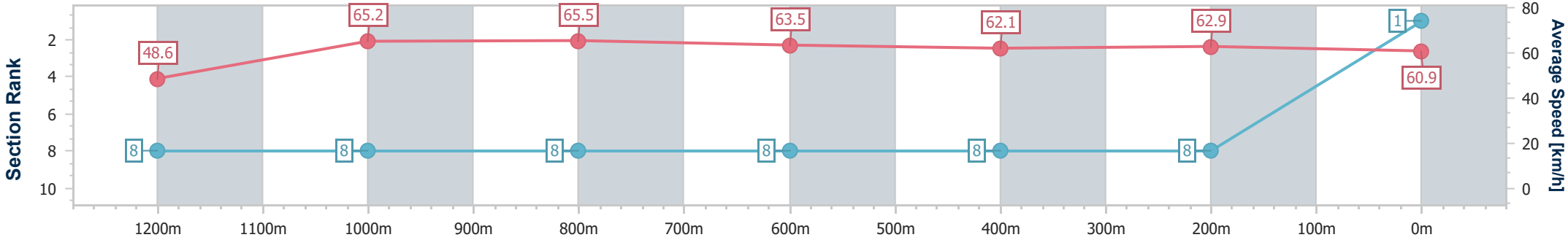

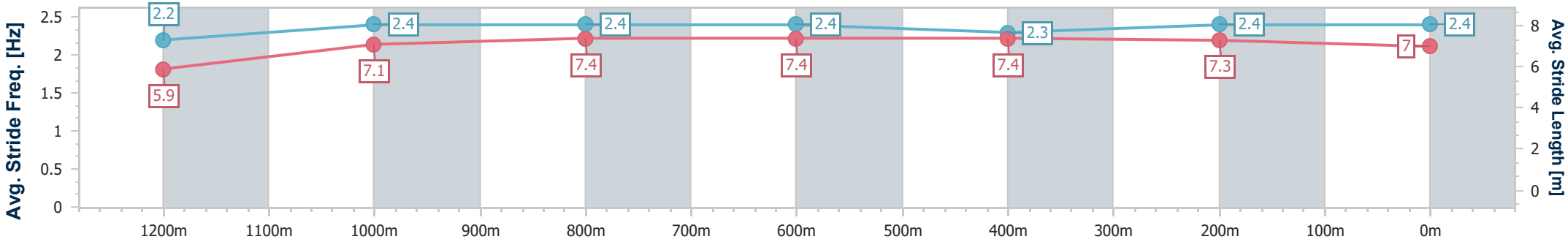

[ ]	Ranking at each section and finish
-:--.--	No data available at this section
NA	No data available

data processed by TRIPLESDATA

Horse/Jockey Name	One Beat No Beat
Final Rank	2
Fastest Section Time (Section)	0:10.84 (Overall)
Top Speed [km/h] (Section)	67.6 (1000m)
Race State	Finished

DoombenProfessional

Race 4: SPRING CARNIVAL ON SALE NOW Fillies and Mares
Class 6 Handicap - 1350m

16 August 2025 - 13:28

Track Rating: Good 4, Weather: Fine, Rail Position: +0.5m Entire

BRISBANE RACING CLUB

Section	Overall	1200m	1000m	800m	600m	400m	200m
Section Times	1:19.61 [2] (0:10.84)	1:08.77 [3] (0:11.00)	0:57.77 [5] (0:10.91)	0:46.86 [5] (0:11.30)	0:35.56 [4] (0:11.74)	0:23.82 [4] (0:11.44)	0:12.38 [2] (0:12.38)
Average Speed [km/h]	50.0	65.4	66.1	64.2	61.7	63.1	58.2
Top Speed [km/h]	65.3	66.9	67.6	65.2	64.3	64.9	60.7
Avg. Dist. to Rail [m]	7.0	1.8	0.4	1.3	1.4	2.2	3.1
Avg. Stride Freq. [Hz]	2.2	2.4	2.3	2.3	2.3	2.4	1.9
Avg. Stride Length [m]	6.1	7.7	7.9	7.7	7.5	7.4	8.5

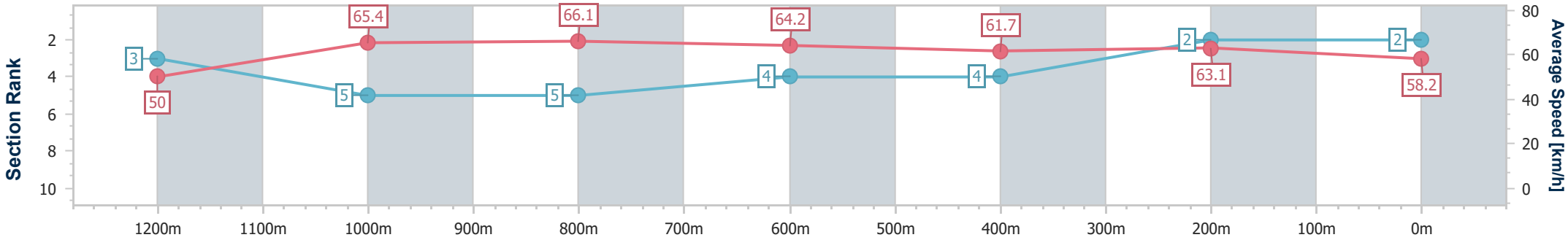

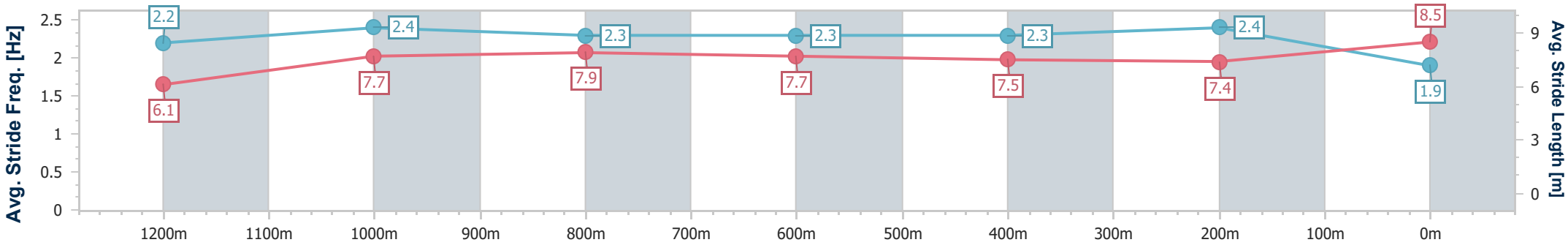

[ ]	Ranking at each section and finish
-:--.--	No data available at this section
NA	No data available

data processed by TRIPLESDATA

Horse/Jockey Name	Catahoula
Final Rank	3
Fastest Section Time (Section)	0:10.91 (1000m)
Top Speed [km/h] (Section)	66.9 (1200m)
Race State	Finished

DoombenProfessional

Race 4: SPRING CARNIVAL ON SALE NOW Fillies and Mares
Class 6 Handicap - 1350m

16 August 2025 - 13:28

Track Rating: Good 4, Weather: Fine, Rail Position: +0.5m Entire

BRISBANE RACING CLUB

Section	Overall	1200m	1000m	800m	600m	400m	200m
Section Times	1:19.62 [3] (0:11.09)	1:08.53 [7] (0:10.96)	0:57.57 [6] (0:10.91)	0:46.66 [6] (0:11.50)	0:35.16 [7] (0:11.75)	0:23.41 [7] (0:11.23)	0:12.18 [5] (0:12.18)
Average Speed [km/h]	48.9	65.5	66.0	63.4	61.2	64.0	59.2
Top Speed [km/h]	64.3	66.9	66.6	65.5	62.8	64.7	62.2
Avg. Dist. to Rail [m]	5.7	1.1	0.6	2.0	0.9	1.6	4.2
Avg. Stride Freq. [Hz]	2.2	2.3	2.3	2.3	2.2	2.3	2.3
Avg. Stride Length [m]	6.1	8.0	7.9	7.6	7.5	7.7	7.3

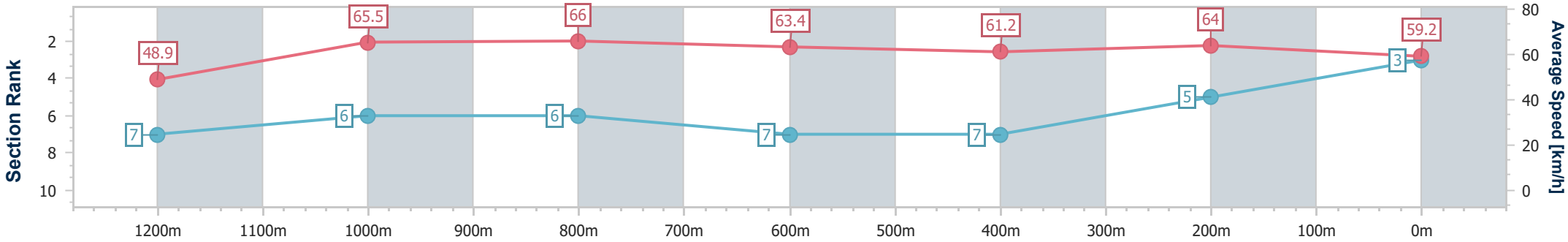

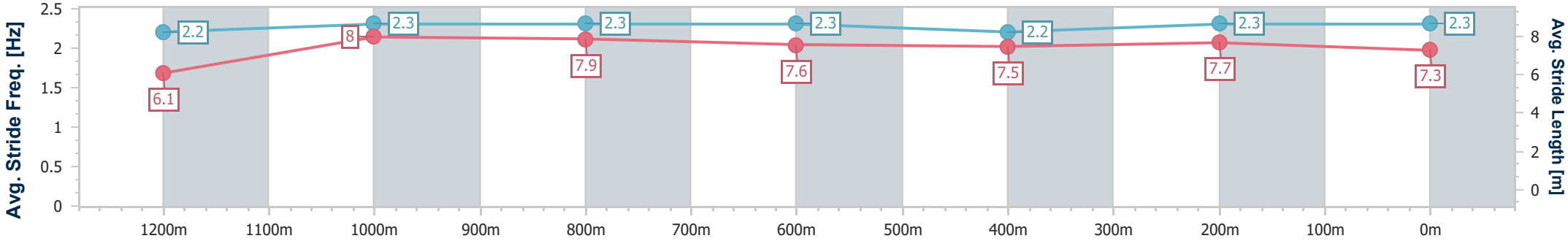

[ ]	Ranking at each section and finish
-:--.--	No data available at this section
NA	No data available

data processed by TRIPLESDATA

Horse/Jockey Name	Simply Amazing
Final Rank	4
Fastest Section Time (Section)	0:10.69 (1200m)
Top Speed [km/h] (Section)	68.9 (1200m)
Race State	Finished

DoombenProfessional

Race 4: SPRING CARNIVAL ON SALE NOW Fillies and Mares Class 6 Handicap - 1350m

16 August 2025 - 13:28

Track Rating: Good 4, Weather: Fine, Rail Position: +0.5m Entire

BRISBANE RACING CLUB

Section	Overall	1200m	1000m	800m	600m	400m	200m
Section Times	1:19.73 [4] (0:10.85)	1:08.88 [4] (0:10.69)	0:58.19 [3] (0:11.00)	0:47.19 [3] (0:11.42)	0:35.77 [3] (0:11.74)	0:24.03 [3] (0:11.59)	0:12.44 [3] (0:12.44)
Average Speed [km/h]	49.8	67.3	65.7	62.9	60.7	61.9	57.9
Top Speed [km/h]	65.2	68.9	67.4	63.6	63.3	63.2	62.1
Avg. Dist. to Rail [m]	2.0	0.4	0.5	0.5	1.5	0.8	1.1
Avg. Stride Freq. [Hz]	2.2	2.4	2.3	2.3	2.3	2.3	2.3
Avg. Stride Length [m]	6.1	7.8	7.9	7.7	7.5	7.4	7.1

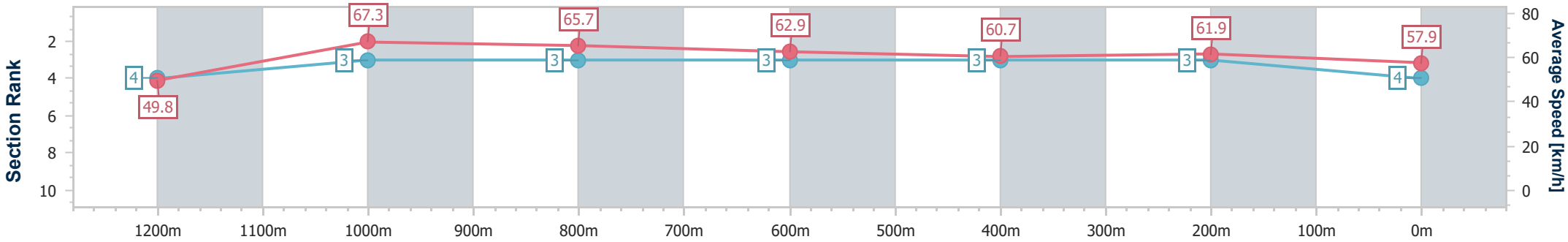

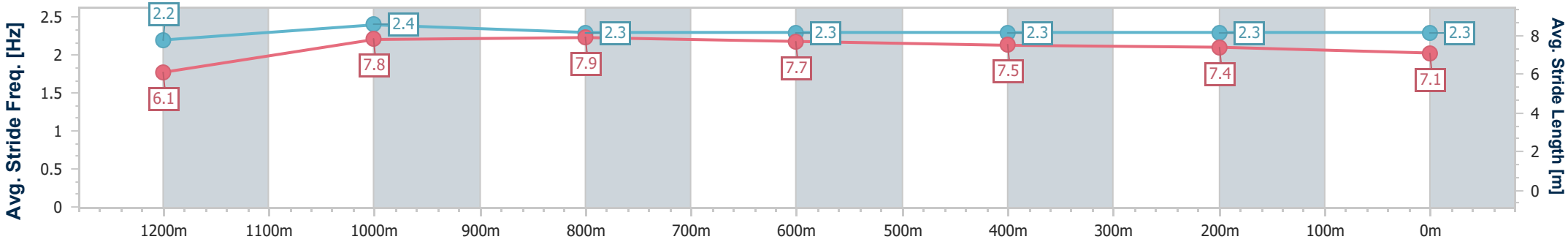

[ ]	Ranking at each section and finish
-:--.--	No data available at this section
NA	No data available

data processed by TRIPLESDATA

Horse/Jockey Name	Ocean Zar
Final Rank	5
Fastest Section Time (Section)	0:10.76 (1200m)
Top Speed [km/h] (Section)	68.7 (1000m)
Race State	Finished

DoombenProfessional

Race 4: SPRING CARNIVAL ON SALE NOW Fillies and Mares Class 6 Handicap - 1350m

16 August 2025 - 13:28

Track Rating: Good 4, Weather: Fine, Rail Position: +0.5m Entire

BRISBANE RACING CLUB

Section	Overall	1200m	1000m	800m	600m	400m	200m
Section Times	1:19.96 [5] (0:10.77)	1:09.19 [2] (0:10.76)	0:58.43 [2] (0:10.87)	0:47.56 [2] (0:11.43)	0:36.13 [2] (0:11.71)	0:24.42 [1] (0:11.65)	0:12.77 [1] (0:12.77)
Average Speed [km/h]	50.3	67.1	66.3	63.5	61.6	61.6	56.5
Top Speed [km/h]	65.6	68.1	68.7	64.7	62.7	62.8	60.0
Avg. Dist. to Rail [m]	5.0	2.4	1.5	1.5	0.6	0.5	0.5
Avg. Stride Freq. [Hz]	2.2	2.2	2.2	2.2	2.2	2.2	2.1
Avg. Stride Length [m]	6.3	8.5	8.1	7.9	7.7	7.7	7.3

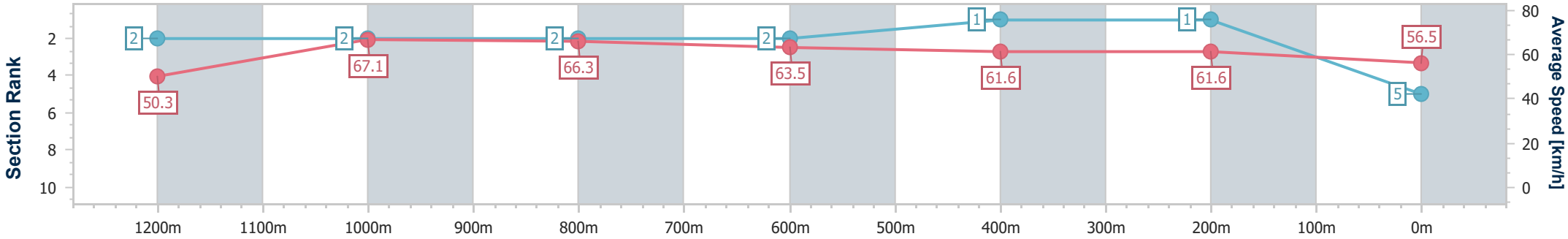

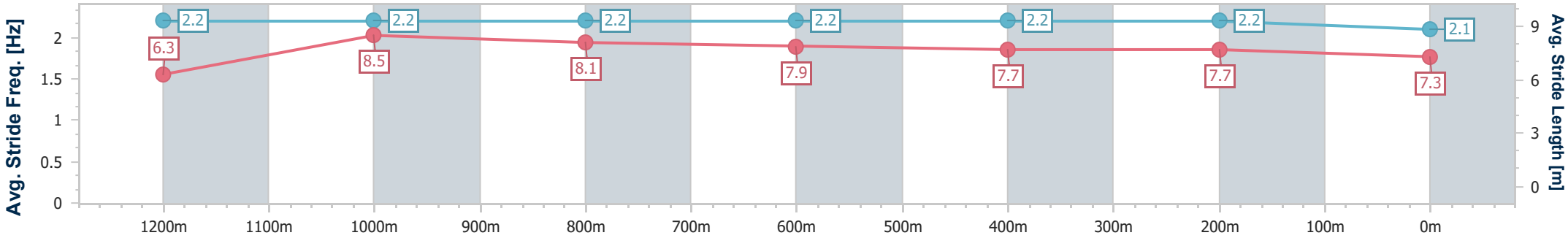

[ ]	Ranking at each section and finish
-:--.--	No data available at this section
NA	No data available

data processed by TRIPLESDATA

Horse/Jockey Name	Yendy
Final Rank	6
Fastest Section Time (Section)	0:10.52 (1200m)
Top Speed [km/h] (Section)	69.4 (1200m)
Race State	Finished

DoombenProfessional

Race 4: SPRING CARNIVAL ON SALE NOW Fillies and Mares Class 6 Handicap - 1350m

16 August 2025 - 13:28

Track Rating: Good 4, Weather: Fine, Rail Position: +0.5m Entire

BRISBANE RACING CLUB

Section	Overall	1200m	1000m	800m	600m	400m	200m
Section Times	1:19.99 [6] (0:10.76)	1:09.23 [1] (0:10.52)	0:58.71 [1] (0:10.93)	0:47.78 [1] (0:11.54)	0:36.24 [1] (0:11.86)	0:24.38 [2] (0:11.69)	0:12.69 [4] (0:12.69)
Average Speed [km/h]	50.2	68.6	65.7	62.9	61.1	61.6	56.7
Top Speed [km/h]	67.1	69.4	68.4	65.3	61.9	63.3	59.7
Avg. Dist. to Rail [m]	10.3	3.0	1.2	1.7	1.8	0.6	1.3
Avg. Stride Freq. [Hz]	2.3	2.4	2.4	2.3	2.3	2.3	2.1
Avg. Stride Length [m]	5.9	8.0	7.8	7.5	7.3	7.4	7.4

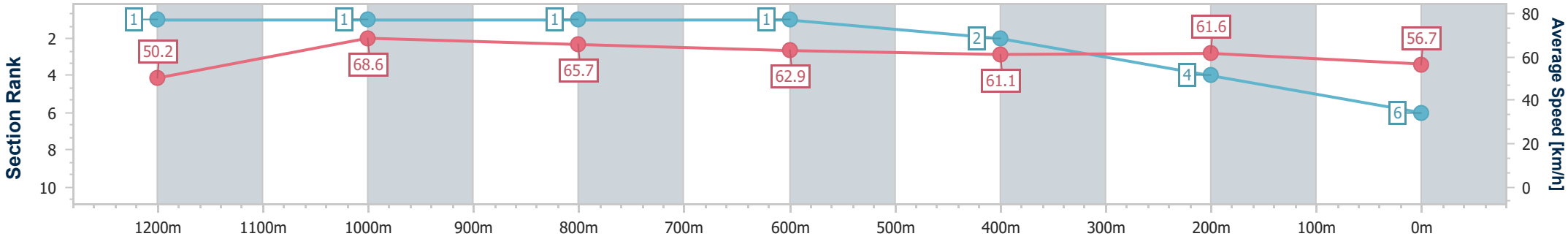

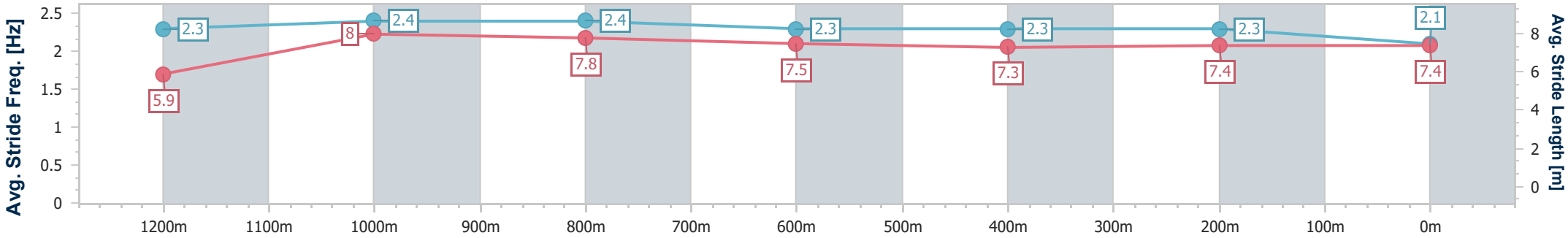

[ ]	Ranking at each section and finish
-:--.--	No data available at this section
NA	No data available

data processed by TRIPLESDATA

Horse/Jockey Name	Overriding
Final Rank	7
Fastest Section Time (Section)	0:10.97 (1000m)
Top Speed [km/h] (Section)	67.0 (1000m)
Race State	Finished

DoombenProfessional

Race 4: SPRING CARNIVAL ON SALE NOW Fillies and Mares
Class 6 Handicap - 1350m

16 August 2025 - 13:28

Track Rating: Good 4, Weather: Fine, Rail Position: +0.5m Entire

BRISBANE RACING CLUB

Section	Overall	1200m	1000m	800m	600m	400m	200m
Section Times	1:20.01 [7] (0:10.99)	1:09.02 [6] (0:11.09)	0:57.93 [7] (0:10.97)	0:46.96 [7] (0:11.34)	0:35.62 [6] (0:11.60)	0:24.02 [6] (0:11.57)	0:12.45 [7] (0:12.45)
Average Speed [km/h]	49.2	65.0	66.0	64.5	62.3	62.5	57.8
Top Speed [km/h]	65.3	66.2	67.0	65.9	64.3	63.5	60.4
Avg. Dist. to Rail [m]	9.1	3.4	2.7	2.3	1.4	2.3	6.0
Avg. Stride Freq. [Hz]	2.2	2.3	2.3	2.3	2.2	2.3	2.3
Avg. Stride Length [m]	6.2	7.7	7.8	7.6	7.8	7.7	7.1

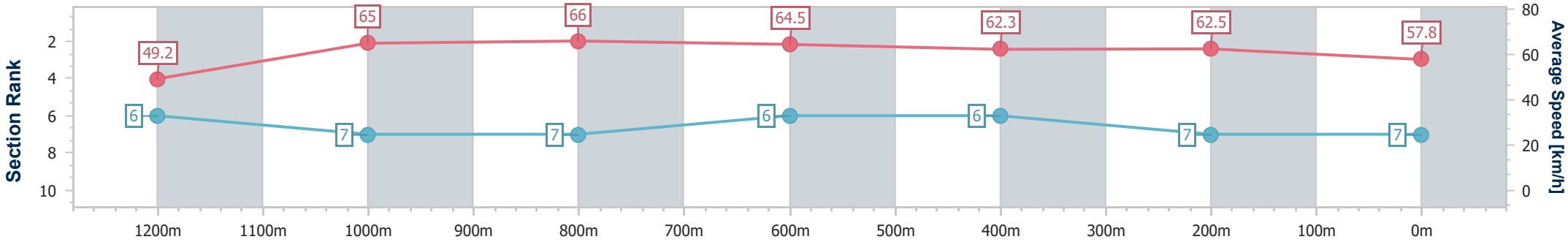

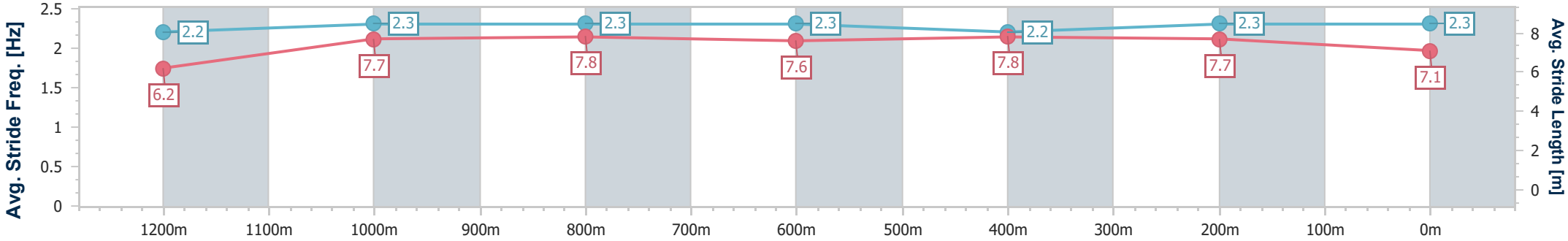

[ ]	Ranking at each section and finish
-:--.--	No data available at this section
NA	No data available

data processed by TRIPLESDATA

Horse/Jockey Name	Decisive Lass
Final Rank	8
Fastest Section Time (Section)	0:10.85 (1000m)
Top Speed [km/h] (Section)	67.0 (1000m)
Race State	Finished

DoombenProfessional

Race 4: SPRING CARNIVAL ON SALE NOW Fillies and Mares Class 6 Handicap - 1350m

16 August 2025 - 13:28

Track Rating: Good 4, Weather: Fine, Rail Position: +0.5m Entire

BRISBANE RACING CLUB

Section	Overall	1200m	1000m	800m	600m	400m	200m
Section Times	1:20.15 [8] (0:10.96)	1:09.19 [5] (0:10.88)	0:58.31 [4] (0:10.85)	0:47.46 [4] (0:11.46)	0:36.00 [5] (0:11.78)	0:24.22 [5] (0:11.59)	0:12.63 [6] (0:12.63)
Average Speed [km/h]	49.4	66.1	65.8	62.3	61.9	62.0	57.0
Top Speed [km/h]	65.7	66.9	67.0	65.0	62.7	63.4	61.2
Avg. Dist. to Rail [m]	3.1	2.1	4.1	1.6	1.6	1.3	2.4
Avg. Stride Freq. [Hz]	2.3	2.4	2.4	2.4	2.3	2.4	2.3
Avg. Stride Length [m]	5.9	7.6	7.7	7.3	7.3	7.1	6.9

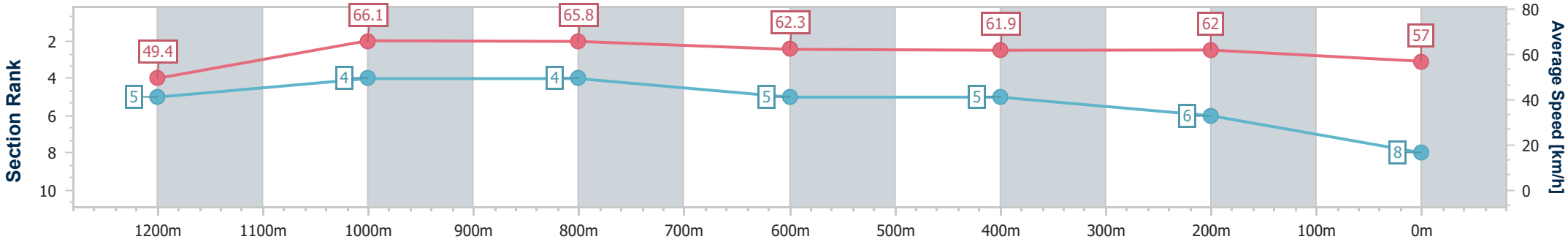

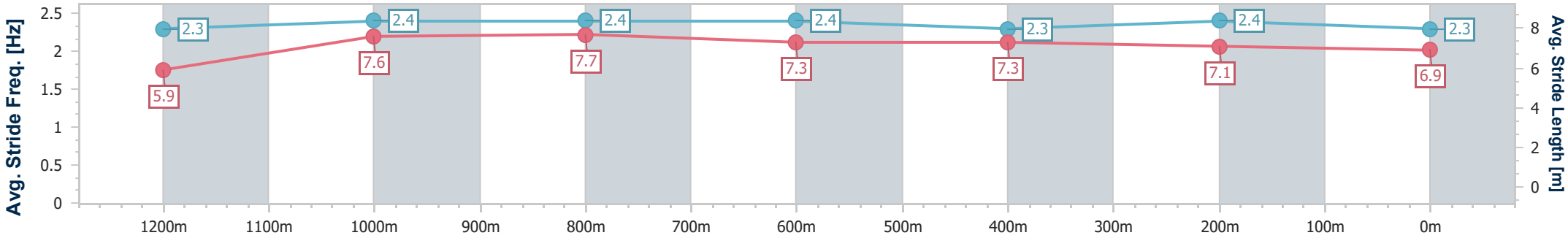

[ ]	Ranking at each section and finish
-:--.--	No data available at this section
NA	No data available

data processed by TRIPLESDATA

Horse/Jockey Name	Cinque Terre
Final Rank	9
Fastest Section Time (Section)	0:10.94 (1200m)
Top Speed [km/h] (Section)	67.3 (1200m)
Race State	Finished

DoombenProfessional

Race 4: SPRING CARNIVAL ON SALE NOW Fillies and Mares Class 6 Handicap - 1350m

16 August 2025 - 13:28

Track Rating: Good 4, Weather: Fine, Rail Position: +0.5m Entire

BRISBANE RACING CLUB

Section	Overall	1200m	1000m	800m	600m	400m	200m
Section Times	1:20.25 [9] (0:11.49)	1:08.76 [9] (0:10.94)	0:57.82 [9] (0:11.04)	0:46.78 [9] (0:11.31)	0:35.47 [9] (0:11.67)	0:23.80 [9] (0:11.37)	0:12.43 [9] (0:12.43)
Average Speed [km/h]	47.1	65.7	65.3	63.7	61.3	63.3	57.7
Top Speed [km/h]	65.2	67.3	66.7	64.5	63.7	65.0	62.1
Avg. Dist. to Rail [m]	8.1	1.5	0.6	0.2	0.9	1.6	0.8
Avg. Stride Freq. [Hz]	2.3	2.4	2.4	2.4	2.3	2.4	2.3
Avg. Stride Length [m]	5.6	7.6	7.7	7.6	7.4	7.2	7.0

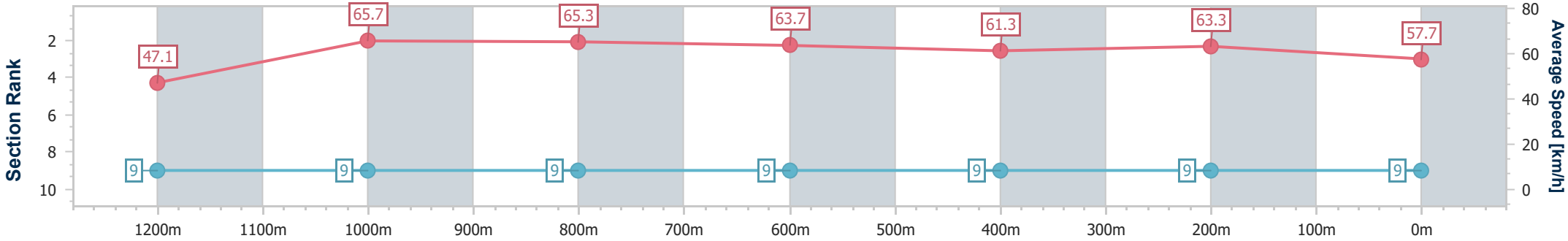

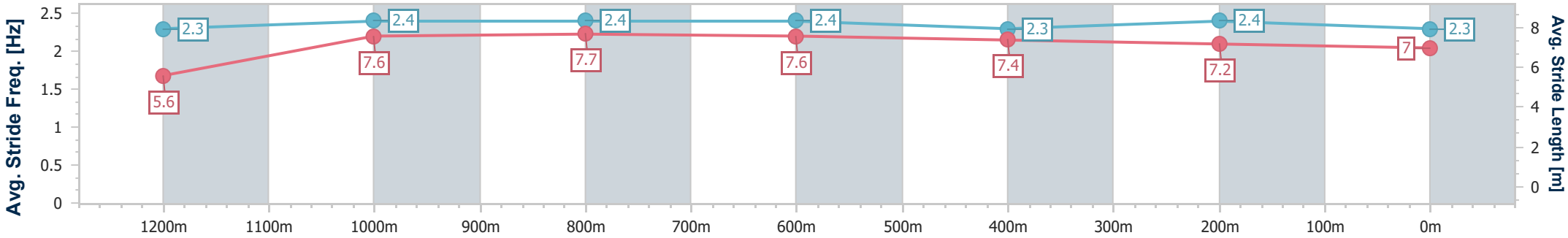

[ ]	Ranking at each section and finish
-:--.--	No data available at this section
NA	No data available

data processed by TRIPLESDATA

DoombenProfessional

Race 5: DRINKWISE QTIS Three-Year-Old Handicap - 1350m

16 August 2025 - 14:04

BRISBANE RACING CLUB

Track Rating: Good 4, Weather: Fine, Rail Position: +0.5m Entire

Section	Overall	1200m	1000m	800m	600m	400m	Last 600m
Field Times	1:19.16 (0:10.67)	1:08.49 (0:10.61)	0:57.88 (0:10.89)	0:46.99 (0:11.32)	0:35.67 (0:11.70)	0:23.97 (0:11.63)	0:35.67

Rank	TAB	Horse/Jockey	Barrier	Top Speed [km/h]	Fastest Section	Overall	1200m	1000m	800m	600m	400m	Last 600m	Distance Travelled [m]
1	14	CYBER CITY	3	69.1	0:10.63	1:19.16 [1]	1:08.49 [1]	0:57.86 [2]	0:46.99 [1]	0:35.67 [1]	0:23.97 [1]	0:35.67	
		Taylor Marshall		1200m	1200m	(0:10.67)	(0:10.63)	(0:10.87)	(0:11.32)	(0:11.70)	(0:11.63)		
2	3	WANNABE BRUTAL	6	68.2	0:10.64	1:20.10 [2]	1:09.25 [4]	0:58.61 [4]	0:47.48 [7]	0:35.97 [7]	0:24.41 [5]	0:35.97	+3
		Ben Thompson		1200m	1200m	(0:10.85)	(0:10.64)	(0:11.13)	(0:11.51)	(0:11.56)	(0:11.87)		
3	9	LONESOME SOUL	14	69.6	0:10.73	1:20.37 [3]	1:08.77 [12]	0:58.04 [12]	0:46.87 [12]	0:35.41 [12]	0:23.99 [11]	0:35.41	-3
		Tahlia Fenlon		1200m	1200m	(0:11.60)	(0:10.73)	(0:11.17)	(0:11.46)	(0:11.42)	(0:11.67)		
4	5	IDYLLIC AFFAIR	7	69.7	0:10.45	1:20.37 [4]	1:09.54 [3]	0:59.09 [1]	0:48.03 [2]	0:36.52 [3]	0:24.88 [2]	0:36.52	+4
		Kyle Wilson-Taylor		1200m	1200m	(0:10.83)	(0:10.45)	(0:11.06)	(0:11.51)	(0:11.64)	(0:11.90)		
5	10	BRITANNIA ROSE	1	69.9	0:10.55	1:20.40 [5]	1:09.43 [6]	0:58.88 [6]	0:47.80 [6]	0:36.34 [6]	0:24.75 [4]	0:36.34	+1
		Cejay Graham		1200m	1200m	(0:10.97)	(0:10.55)	(0:11.08)	(0:11.46)	(0:11.59)	(0:11.80)		
6	1	DESTINYS SUMMIT	13	67.3	0:10.89	1:20.52 [6]	1:09.39 [7]	0:58.50 [9]	0:47.33 [10]	0:35.90 [9]	0:24.38 [9]	0:35.90	+2
		Micheal Hellyer		1200m	1200m	(0:11.13)	(0:10.89)	(0:11.17)	(0:11.43)	(0:11.52)	(0:11.74)		
7	13	AUSTRALASIA	5	69.0	0:10.60	1:20.61 [7]	1:09.41 [8]	0:58.81 [8]	0:47.81 [8]	0:36.31 [8]	0:24.82 [7]	0:36.31	+0
		Siobhan Rutledge		1200m	1200m	(0:11.20)	(0:10.60)	(0:11.00)	(0:11.50)	(0:11.49)	(0:11.89)		
8	7	STYLISH JOKER	12	68.8	0:10.61	1:20.74 [8]	1:09.14 [11]	0:58.53 [11]	0:47.57 [9]	0:36.07 [10]	0:24.55 [10]	0:36.07	+2
		Luke Tarrant		1200m	1200m	(0:11.60)	(0:10.61)	(0:10.96)	(0:11.50)	(0:11.52)	(0:11.79)		
9	6	LOVE TO TORQUE	8	67.1	0:10.87	1:20.75 [9]	1:09.47 [9]	0:58.60 [10]	0:47.36 [11]	0:35.83 [11]	0:24.31 [12]	0:35.83	+5
		Jake Bayliss		1200m	1200m	(0:11.28)	(0:10.87)	(0:11.24)	(0:11.53)	(0:11.52)	(0:11.69)		
10	2	BENEFITSOFMINE	2	68.8	0:10.57	1:20.83 [10]	1:10.04 [2]	0:59.47 [3]	0:48.35 [4]	0:36.83 [5]	0:25.00 [8]	0:36.83	+4
		Luke Dempsey		1200m	1200m	(0:10.79)	(0:10.57)	(0:11.12)	(0:11.52)	(0:11.83)	(0:12.10)		

Scratched: Piggietales (#12), Lady Tangalooma (#11)

Report Created: Sat 16 August 2025 14:30 GMT+1 (Note: Timing is based on position data)

[ ]	Ranking at each section and finish	**SCN**	Saddle cloth number
-:--.--	No data available at this section	**DNF**	Did not finish
NA	No data available	**DNT**	Did not track

data processed by TRIPLESDATA

DoombenProfessional

Race 5: DRINKWISE QTIS Three-Year-Old Handicap - 1350m

16 August 2025 - 14:04

BRISBANE RACING CLUB

Track Rating: Good 4, Weather: Fine, Rail Position: +0.5m Entire

Section	Overall	1200m	1000m	800m	600m	400m	Last 600m
Field Times	1:19.16 (0:10.67)	1:08.49 (0:10.61)	0:57.88 (0:10.89)	0:46.99 (0:11.32)	0:35.67 (0:11.70)	0:23.97 (0:11.63)	0:35.67

Rank	TAB	Horse/Jockey	Barrier	Top Speed [km/h]	Fastest Section	Overall	1200m	1000m	800m	600m	400m	Last 600m	Distance Travelled [m]
11	8	WANTED HILLBILLY	10	69.6	0:10.57	1:20.89 [11]	1:09.96 [5]	0:59.39 [5]	0:48.48 [3]	0:37.03 [4]	0:25.20 [6]	0:37.03	+6
		Angela Jones		1000m	1200m	(0:10.93)	(0:10.57)	(0:10.91)	(0:11.45)	(0:11.83)	(0:12.12)		
12	4	GO MARO	11	68.0	0:10.31	1:22.73 [12]	1:11.33 [10]	1:01.02 [7]	0:50.23 [5]	0:39.01 [2]	0:27.21 [3]	0:39.01	-3
		Emily Lang		1200m	1200m	(0:11.40)	(0:10.31)	(0:10.79)	(0:11.22)	(0:11.80)	(0:12.64)		

Scratched: Piggietales (#12), Lady Tangalooma (#11)

[ ]	Ranking at each section and finish	**SCN**	Saddle cloth number
-:--.--	No data available at this section	**DNF**	Did not finish
NA	No data available	**DNT**	Did not track

data processed by TRIPLESDATA

DoombenProfessional

Race 5: DRINKWISE QTIS Three-Year-Old Handicap - 1350m

16 August 2025 - 14:04

BRISBANE RACING CLUB

Track Rating: Good 4, Weather: Fine, Rail Position: +0.5m Entire

Section	200m	Last 600m
Field Times	0:12.34 (0:12.34)	0:35.67

Rank	TAB	Horse/Jockey	Barrier	Top Speed [km/h]	Fastest Section		Margin		Distance Travelled [m]
1	14	CYBER CITY	3	69.1	0:10.63	0:12.34 [1]	1:19.16	0:35.67	
		Taylor Marshall		1200m	1200m	(0:12.34)			
2	3	WANNABE BRUTAL	6	68.2	0:10.64	0:12.54 [4]	5.53L	0:35.97	+3
		Ben Thompson		1200m	1200m	(0:12.54)			
3	9	LONESOME SOUL	14	69.6	0:10.73	0:12.32 [10]	7.13L	0:35.41	-3
		Tahlia Fenlon		1200m	1200m	(0:12.32)			
4	5	IDYLLIC AFFAIR	7	69.7	0:10.45	0:12.98 [2]	7.14L	0:36.52	+4
		Kyle Wilson-Taylor		1200m	1200m	(0:12.98)			
5	10	BRITANNIA ROSE	1	69.9	0:10.55	0:12.95 [3]	7.31L	0:36.34	+1
		Cejay Graham		1200m	1200m	(0:12.95)			
6	1	DESTINYS SUMMIT	13	67.3	0:10.89	0:12.64 [7]	8.03L	0:35.90	+2
		Micheal Hellyer		1200m	1200m	(0:12.64)			
7	13	AUSTRALASIA	5	69.0	0:10.60	0:12.93 [5]	8.57L	0:36.31	+0
		Siobhan Rutledge		1200m	1200m	(0:12.93)			
8	7	STYLISH JOKER	12	68.8	0:10.61	0:12.76 [9]	9.3L	0:36.07	+2
		Luke Tarrant		1200m	1200m	(0:12.76)			
9	6	LOVE TO TORQUE	8	67.1	0:10.87	0:12.62 [11]	9.35L	0:35.83	+5
		Jake Bayliss		1200m	1200m	(0:12.62)			
10	2	BENEFITSOFMINE	2	68.8	0:10.57	0:12.90 [8]	9.82L	0:36.83	+4
		Luke Dempsey		1200m	1200m	(0:12.90)			

Scratched: Piggietales (#12), Lady Tangalooma (#11)

[ ]	Ranking at each section and finish	SCN	Saddle cloth number
-:--.--	No data available at this section	DNF	Did not finish
NA	No data available	DNT	Did not track

data processed by TRIPLESDATA

DoombenProfessional

Race 5: DRINKWISE QTIS Three-Year-Old Handicap - 1350m

16 August 2025 - 14:04

BRISBANE RACING CLUB

Track Rating: Good 4, Weather: Fine, Rail Position: +0.5m Entire

Section	200m	Last 600m
Field Times	0:12.34 (0:12.34)	0:35.67

Rank	TAB	Horse/Jockey	Barrier	Top Speed [km/h]	Fastest Section		Margin			Distance Travelled [m]
11	8	WANTED HILLBILLY	10	69.6	0:10.57	0:13.08 [6]	10.2L		0:37.03	+6
		Angela Jones		1000m	1200m	(0:13.08)				
12	4	GO MARO	11	68.0	0:10.31	0:14.57 [12]	21L		0:39.01	-3
		Emily Lang		1200m	1200m	(0:14.57)				

Scratched: Piggietales (#12), Lady Tangalooma (#11)

[ ]	Ranking at each section and finish	**SCN**	Saddle cloth number
-:--.--	No data available at this section	**DNF**	Did not finish
NA	No data available	**DNT**	Did not track

data processed by TRIPLESDATA

Horse/Jockey Name	Cyber City
Final Rank	1
Fastest Section Time (Section)	0:10.63 (1200m)
Top Speed [km/h] (Section)	69.1 (1200m)
Race State	Finished

TAB

DoombenProfessional

Race 5: DRINKWISE QTIS Three-Year-Old Handicap - 1350m

16 August 2025 - 14:04

Track Rating: Good 4, Weather: Fine, Rail Position: +0.5m Entire

BRISBANE RACING CLUB

Section	Overall	1200m	1000m	800m	600m	400m	200m
Section Times	1:19.16 [1] (0:10.67)	1:08.49 [1] (0:10.63)	0:57.86 [2] (0:10.87)	0:46.99 [1] (0:11.32)	0:35.67 [1] (0:11.70)	0:23.97 [1] (0:11.63)	0:12.34 [1] (0:12.34)
Average Speed [km/h]	50.6	67.9	65.9	63.9	61.0	61.5	58.5
Top Speed [km/h]	67.2	69.1	69.0	64.6	62.1	62.7	60.7
Avg. Dist. to Rail [m]	3.7	0.4	0.6	0.6	1.6	1.5	0.5
Avg. Stride Freq. [Hz]	2.3	2.4	2.3	2.3	2.2	2.3	2.2
Avg. Stride Length [m]	6.2	8.0	7.9	7.8	7.6	7.5	7.3

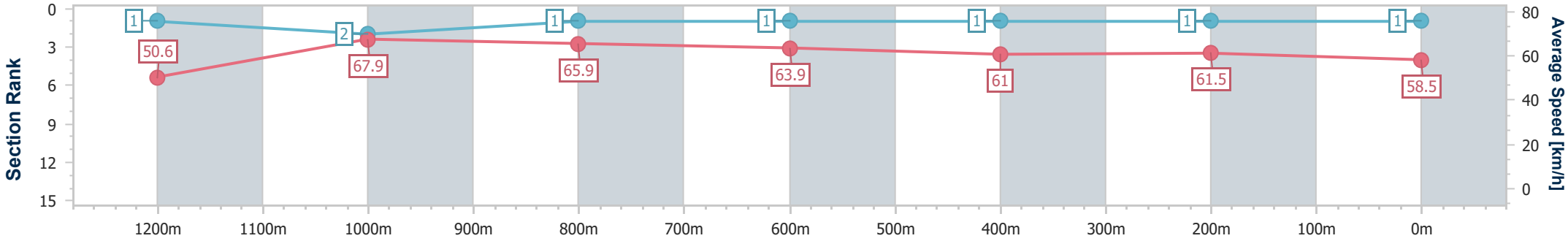

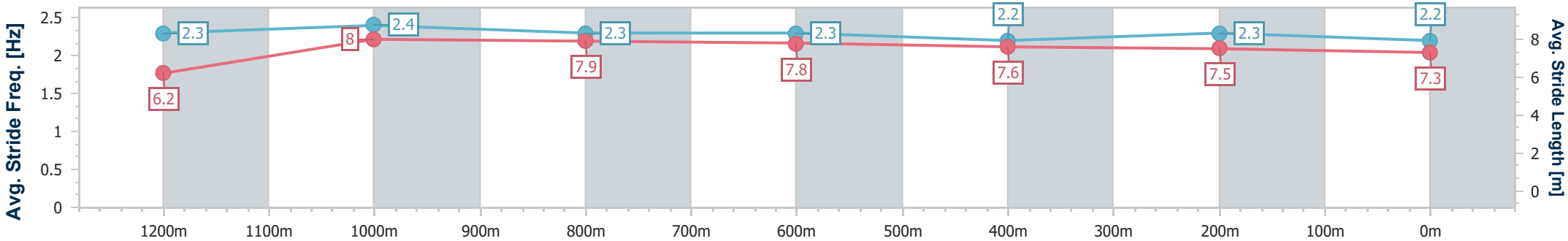

[ ]	Ranking at each section and finish
-:--.--	No data available at this section
NA	No data available

data processed by TRIPLESDATA

Horse/Jockey Name	Wannabe Brutal
Final Rank	2
Fastest Section Time (Section)	0:10.64 (1200m)
Top Speed [km/h] (Section)	68.2 (1200m)
Race State	Finished

TAB

DoombenProfessional

Race 5: DRINKWISE QTIS Three-Year-Old Handicap - 1350m

16 August 2025 - 14:04

Track Rating: Good 4, Weather: Fine, Rail Position: +0.5m Entire

BRISBANE RACING CLUB

Section	Overall	1200m	1000m	800m	600m	400m	200m
Section Times	1:20.10 [2] (0:10.85)	1:09.25 [4] (0:10.64)	0:58.61 [4] (0:11.13)	0:47.48 [7] (0:11.51)	0:35.97 [7] (0:11.56)	0:24.41 [5] (0:11.87)	0:12.54 [4] (0:12.54)
Average Speed [km/h]	49.7	67.6	65.5	63.4	63.0	60.9	57.5
Top Speed [km/h]	67.0	68.2	66.6	64.6	65.0	62.1	60.4
Avg. Dist. to Rail [m]	5.9	2.8	3.5	2.8	1.7	4.6	6.7
Avg. Stride Freq. [Hz]	2.3	2.5	2.4	2.3	2.3	2.3	2.3
Avg. Stride Length [m]	5.8	7.1	7.4	7.3	7.2	7.2	7.0

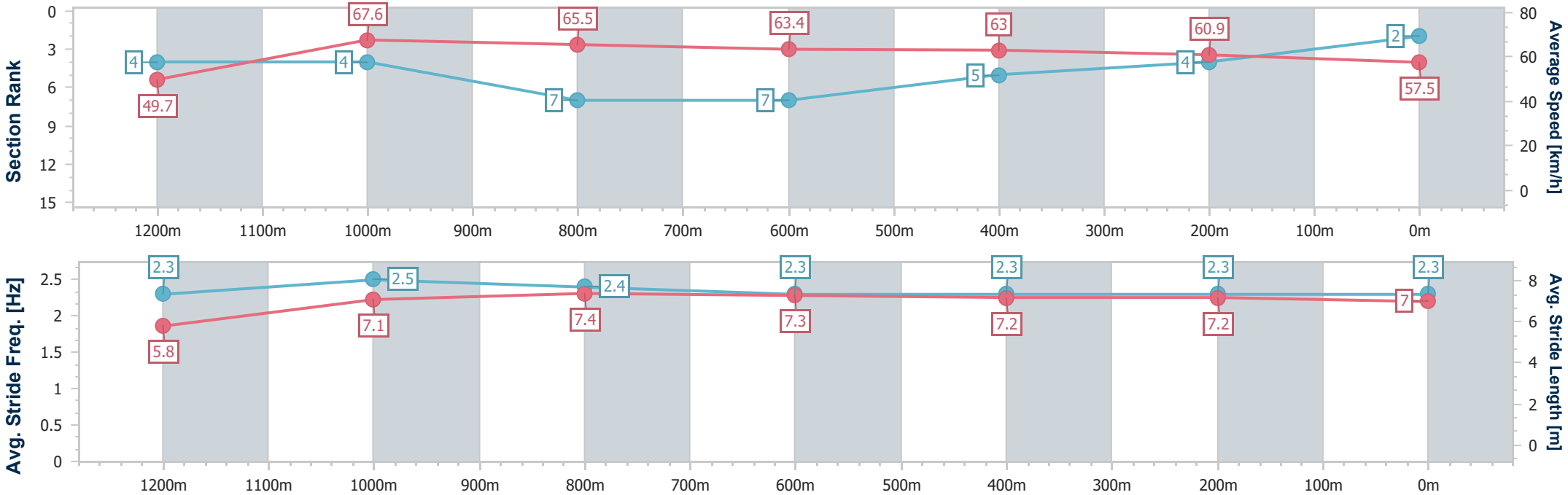

[ ]	Ranking at each section and finish
-:--.--	No data available at this section
NA	No data available

data processed by TRIPLESDATA

Horse/Jockey Name	Lonesome Soul
Final Rank	3
Fastest Section Time (Section)	0:10.73 (1200m)
Top Speed [km/h] (Section)	69.6 (1200m)
Race State	Finished

TAB

DoombenProfessional

Race 5: DRINKWISE QTIS Three-Year-Old Handicap - 1350m

16 August 2025 - 14:04

Track Rating: Good 4, Weather: Fine, Rail Position: +0.5m Entire

BRISBANE RACING CLUB

Section	Overall	1200m	1000m	800m	600m	400m	200m
Section Times	1:20.37 [3] (0:11.60)	1:08.77 [12] (0:10.73)	0:58.04 [12] (0:11.17)	0:46.87 [12] (0:11.46)	0:35.41 [12] (0:11.42)	0:23.99 [11] (0:11.67)	0:12.32 [10] (0:12.32)
Average Speed [km/h]	46.6	67.0	64.7	62.7	61.8	61.3	58.5
Top Speed [km/h]	64.5	69.6	65.4	63.5	63.1	63.2	60.0
Avg. Dist. to Rail [m]	11.4	2.1	1.2	0.9	3.4	1.0	1.4
Avg. Stride Freq. [Hz]	2.2	2.3	2.3	2.3	2.3	2.3	2.2
Avg. Stride Length [m]	6.0	7.8	7.8	7.6	7.6	7.5	7.3

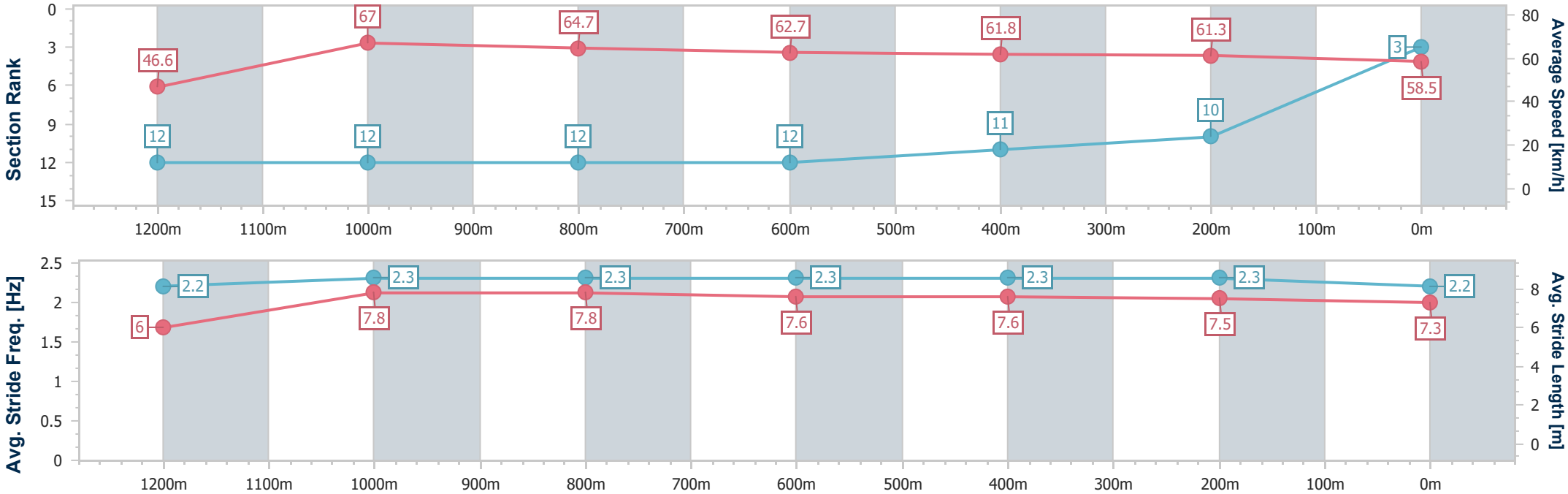

[ ]	Ranking at each section and finish
-:--.--	No data available at this section
NA	No data available

data processed by TRIPLESDATA

Horse/Jockey Name	Idyllic Affair
Final Rank	4
Fastest Section Time (Section)	0:10.45 (1200m)
Top Speed [km/h] (Section)	69.7 (1200m)
Race State	Finished

DoombenProfessional

Race 5: DRINKWISE QTIS Three-Year-Old Handicap - 1350m

16 August 2025 - 14:04

Track Rating: Good 4, Weather: Fine, Rail Position: +0.5m Entire

BRISBANE RACING CLUB

Section	Overall	1200m	1000m	800m	600m	400m	200m
Section Times	1:20.37 [4] (0:10.83)	1:09.54 [3] (0:10.45)	0:59.09 [1] (0:11.06)	0:48.03 [2] (0:11.51)	0:36.52 [3] (0:11.64)	0:24.88 [2] (0:11.90)	0:12.98 [2] (0:12.98)
Average Speed [km/h]	50.0	68.6	65.7	63.2	61.6	60.4	55.5
Top Speed [km/h]	67.4	69.7	68.7	64.1	63.8	62.3	59.3
Avg. Dist. to Rail [m]	7.5	2.6	2.4	1.9	1.0	0.7	1.5
Avg. Stride Freq. [Hz]	2.2	2.4	2.3	2.3	2.3	2.3	2.3
Avg. Stride Length [m]	6.3	7.9	8.0	7.6	7.6	7.3	6.9

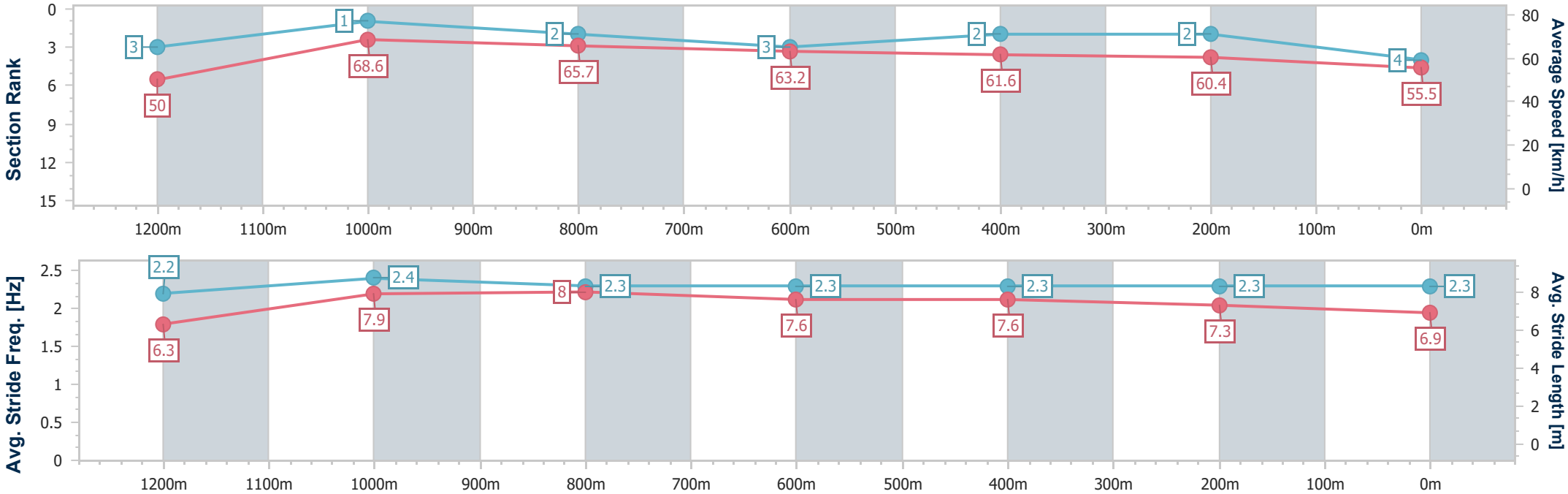

[ ]	Ranking at each section and finish
-:--.--	No data available at this section
NA	No data available

data processed by TRIPLESDATA

Horse/Jockey Name	Britannia Rose
Final Rank	5
Fastest Section Time (Section)	0:10.55 (1200m)
Top Speed [km/h] (Section)	69.9 (1200m)
Race State	Finished

DoombenProfessional

Race 5: DRINKWISE QTIS Three-Year-Old Handicap - 1350m

16 August 2025 - 14:04

Track Rating: Good 4, Weather: Fine, Rail Position: +0.5m Entire

BRISBANE RACING CLUB

Section	Overall	1200m	1000m	800m	600m	400m	200m
Section Times	1:20.40 [5] (0:10.97)	1:09.43 [6] (0:10.55)	0:58.88 [6] (0:11.08)	0:47.80 [6] (0:11.46)	0:36.34 [6] (0:11.59)	0:24.75 [4] (0:11.80)	0:12.95 [3] (0:12.95)
Average Speed [km/h]	49.3	68.1	65.3	62.8	61.9	60.7	55.5
Top Speed [km/h]	68.3	69.9	67.3	63.9	64.2	62.5	59.1
Avg. Dist. to Rail [m]	2.0	1.0	1.2	0.4	1.2	1.6	0.4
Avg. Stride Freq. [Hz]	2.4	2.5	2.4	2.3	2.3	2.3	2.3
Avg. Stride Length [m]	5.6	7.6	7.6	7.4	7.3	7.2	6.8

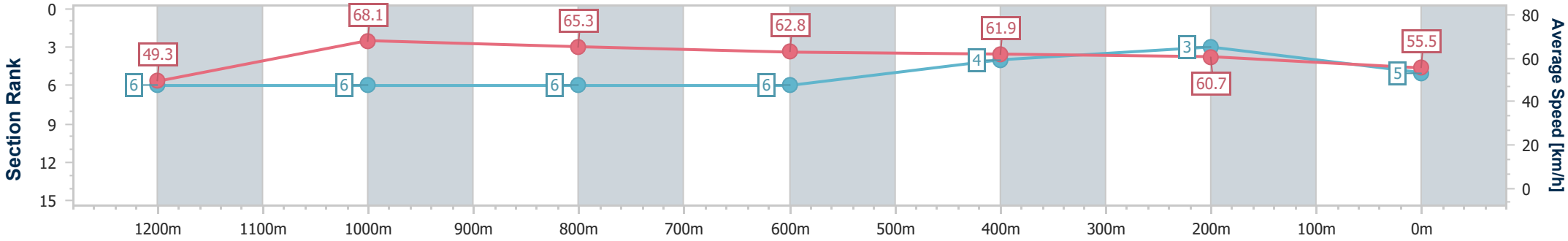

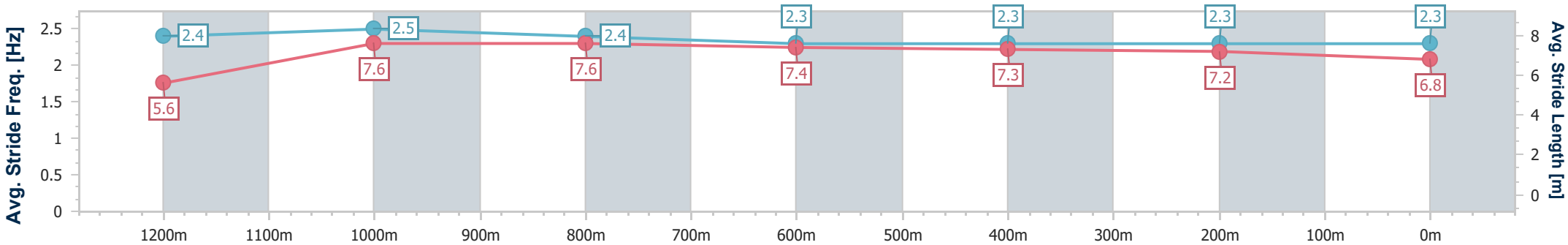

[ ]	Ranking at each section and finish
-:--.--	No data available at this section
NA	No data available

data processed by TRIPLESDATA

Horse/Jockey Name	Destinys Summit
Final Rank	6
Fastest Section Time (Section)	0:10.89 (1200m)
Top Speed [km/h] (Section)	67.3 (1200m)
Race State	Finished

TAB

DoombenProfessional

Race 5: DRINKWISE QTIS Three-Year-Old Handicap - 1350m

16 August 2025 - 14:04

Track Rating: Good 4, Weather: Fine, Rail Position: +0.5m Entire

BRISBANE RACING CLUB

Section	Overall	1200m	1000m	800m	600m	400m	200m
Section Times	1:20.52 [6] (0:11.13)	1:09.39 [7] (0:10.89)	0:58.50 [9] (0:11.17)	0:47.33 [10] (0:11.43)	0:35.90 [9] (0:11.52)	0:24.38 [9] (0:11.74)	0:12.64 [7] (0:12.64)
Average Speed [km/h]	48.6	66.3	64.6	62.8	62.2	61.4	56.9
Top Speed [km/h]	65.2	67.3	65.6	63.4	63.7	63.3	60.1
Avg. Dist. to Rail [m]	11.6	2.4	1.1	0.4	0.6	1.8	3.6
Avg. Stride Freq. [Hz]	2.1	2.3	2.2	2.2	2.2	2.2	2.1
Avg. Stride Length [m]	6.4	8.1	8.0	7.8	7.8	7.7	7.3

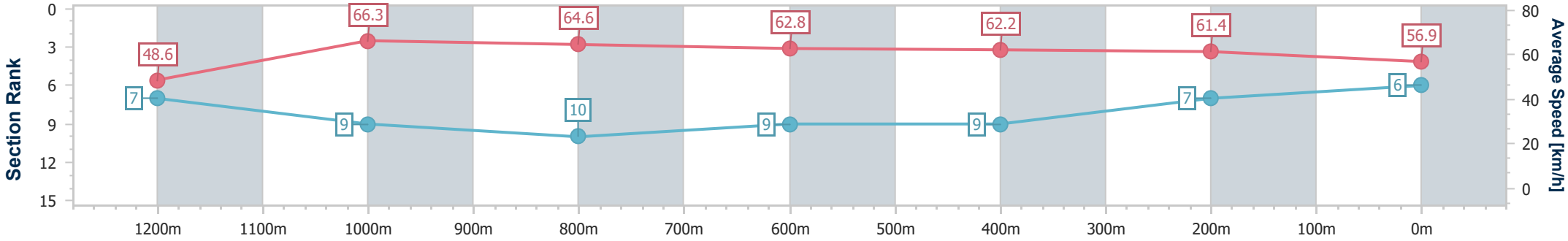

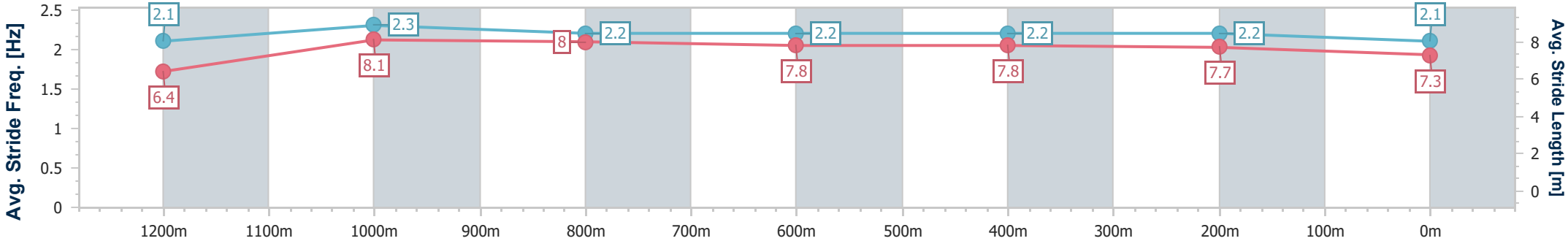

[ ]	Ranking at each section and finish
-:--.--	No data available at this section
NA	No data available

data processed by TRIPLESDATA

Horse/Jockey Name	Australasia
Final Rank	7
Fastest Section Time (Section)	0:10.60 (1200m)
Top Speed [km/h] (Section)	69.0 (1200m)
Race State	Finished

TAB

DoombenProfessional

Race 5: DRINKWISE QTIS Three-Year-Old Handicap - 1350m

16 August 2025 - 14:04

Track Rating: Good 4, Weather: Fine, Rail Position: +0.5m Entire

BRISBANE RACING CLUB

Section	Overall	1200m	1000m	800m	600m	400m	200m
Section Times	1:20.61 [7] (0:11.20)	1:09.41 [8] (0:10.60)	0:58.81 [8] (0:11.00)	0:47.81 [8] (0:11.50)	0:36.31 [8] (0:11.49)	0:24.82 [7] (0:11.89)	0:12.93 [5] (0:12.93)
Average Speed [km/h]	48.4	67.8	65.7	62.5	62.3	60.1	55.7
Top Speed [km/h]	65.0	69.0	66.3	63.3	63.0	61.4	58.9
Avg. Dist. to Rail [m]	4.8	1.0	0.7	0.4	1.5	1.0	0.4
Avg. Stride Freq. [Hz]	2.2	2.3	2.3	2.3	2.3	2.3	2.2
Avg. Stride Length [m]	6.1	7.8	7.6	7.0	6.9	7.2	7.1

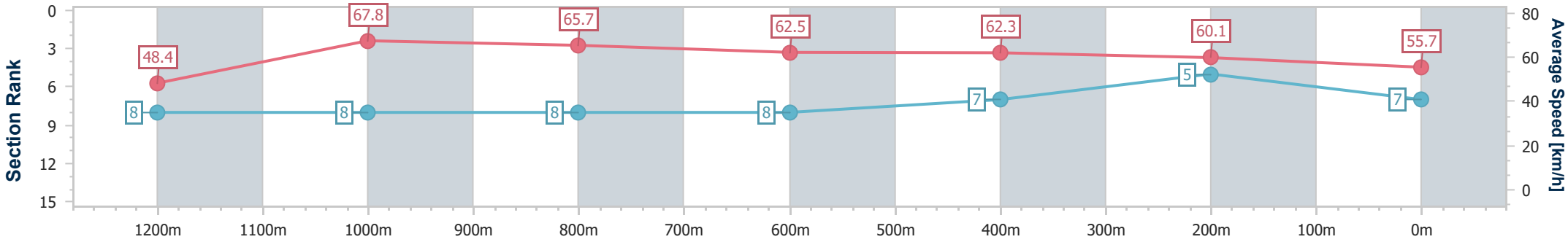

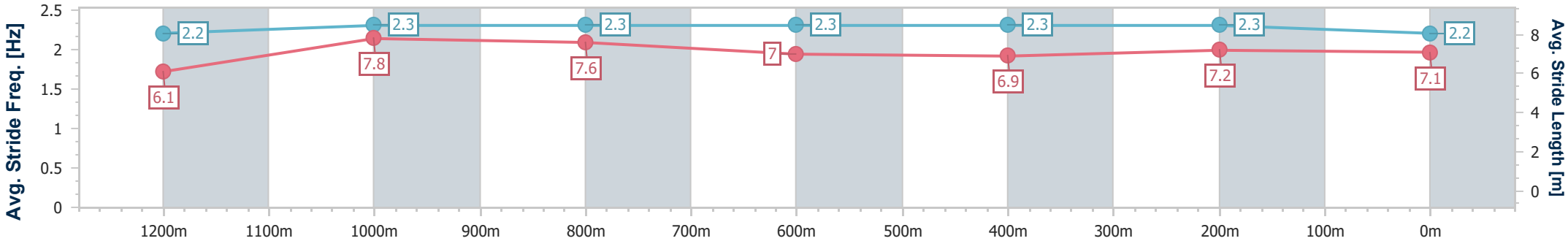

[ ]	Ranking at each section and finish
-:--.--	No data available at this section
NA	No data available

data processed by TRIPLESDATA

Horse/Jockey Name	Stylish Joker
Final Rank	8
Fastest Section Time (Section)	0:10.61 (1200m)
Top Speed [km/h] (Section)	68.8 (1200m)
Race State	Finished

DoombenProfessional

Race 5: DRINKWISE QTIS Three-Year-Old Handicap - 1350m

16 August 2025 - 14:04

Track Rating: Good 4, Weather: Fine, Rail Position: +0.5m Entire

BRISBANE RACING CLUB

Section	Overall	1200m	1000m	800m	600m	400m	200m
Section Times	1:20.74 [8] (0:11.60)	1:09.14 [11] (0:10.61)	0:58.53 [11] (0:10.96)	0:47.57 [9] (0:11.50)	0:36.07 [10] (0:11.52)	0:24.55 [10] (0:11.79)	0:12.76 [9] (0:12.76)
Average Speed [km/h]	46.7	67.9	65.5	63.1	62.2	61.0	56.3
Top Speed [km/h]	66.7	68.8	66.9	64.3	63.5	62.5	58.9
Avg. Dist. to Rail [m]	9.4	0.6	0.3	1.0	0.8	1.0	2.9
Avg. Stride Freq. [Hz]	2.2	2.3	2.3	2.2	2.3	2.3	2.2
Avg. Stride Length [m]	6.0	8.1	8.0	8.0	7.6	7.4	7.1

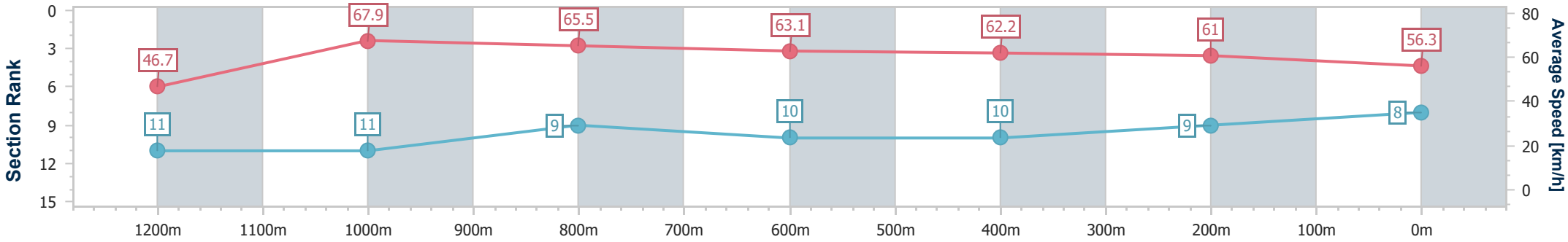

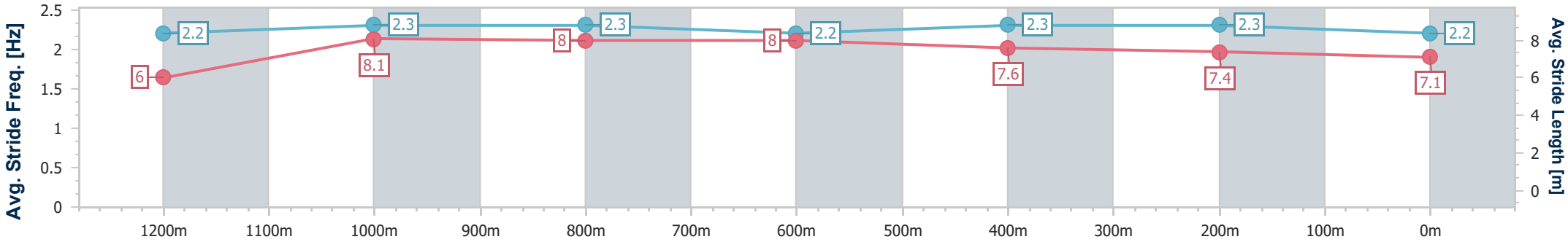

[ ]	Ranking at each section and finish
-:--.--	No data available at this section
NA	No data available

data processed by TRIPLESDATA

Horse/Jockey Name	Love To Torque
Final Rank	9
Fastest Section Time (Section)	0:10.87 (1200m)
Top Speed [km/h] (Section)	67.1 (1200m)
Race State	Finished

TAB

DoombenProfessional

Race 5: DRINKWISE QTIS Three-Year-Old Handicap - 1350m

16 August 2025 - 14:04

Track Rating: Good 4, Weather: Fine, Rail Position: +0.5m Entire

BRISBANE RACING CLUB

Section	Overall	1200m	1000m	800m	600m	400m	200m
Section Times	1:20.75 [9] (0:11.28)	1:09.47 [9] (0:10.87)	0:58.60 [10] (0:11.24)	0:47.36 [11] (0:11.53)	0:35.83 [11] (0:11.52)	0:24.31 [12] (0:11.69)	0:12.62 [11] (0:12.62)
Average Speed [km/h]	47.8	66.4	64.4	62.7	62.7	61.6	57.1
Top Speed [km/h]	65.4	67.1	66.6	63.4	63.7	63.9	60.6
Avg. Dist. to Rail [m]	6.8	1.3	1.2	1.0	0.6	2.8	6.0
Avg. Stride Freq. [Hz]	2.1	2.2	2.2	2.2	2.2	2.2	2.1
Avg. Stride Length [m]	6.3	8.3	8.2	7.9	7.9	7.7	7.6

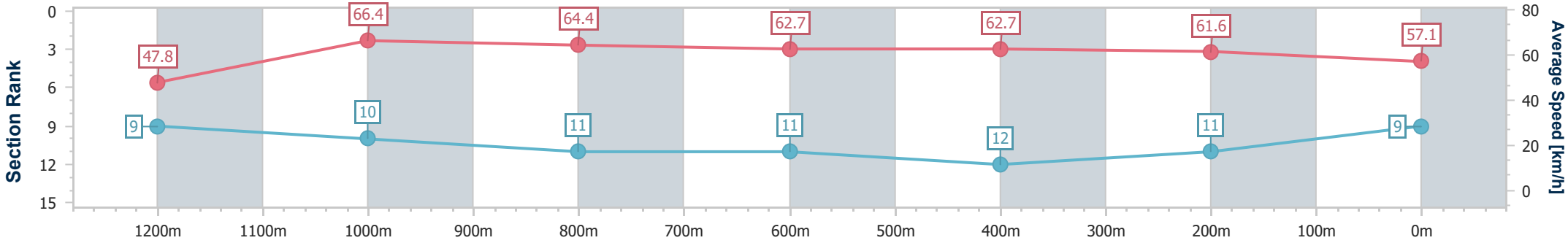

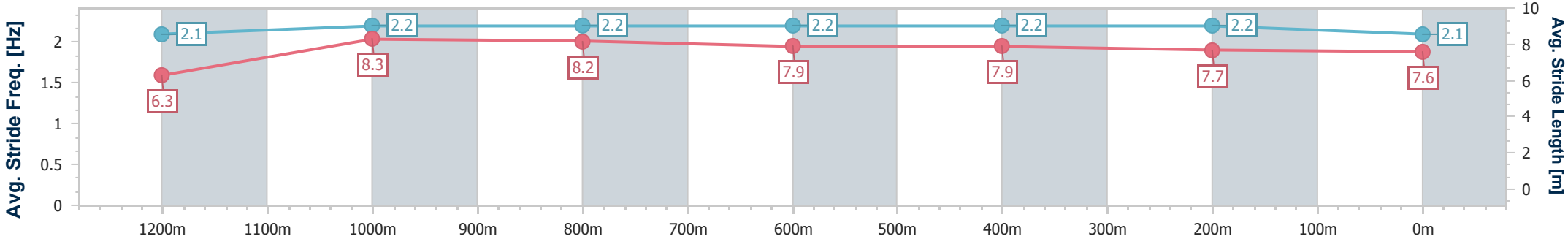

[ ]	Ranking at each section and finish
-:--.--	No data available at this section
NA	No data available

data processed by TRIPLESDATA

Horse/Jockey Name	Benefitsofmine
Final Rank	10
Fastest Section Time (Section)	0:10.57 (1200m)
Top Speed [km/h] (Section)	68.8 (1200m)
Race State	Finished

DoombenProfessional

Race 5: DRINKWISE QTIS Three-Year-Old Handicap - 1350m

16 August 2025 - 14:04

Track Rating: Good 4, Weather: Fine, Rail Position: +0.5m Entire

BRISBANE RACING CLUB

Section	Overall	1200m	1000m	800m	600m	400m	200m
Section Times	1:20.83 [10] (0:10.79)	1:10.04 [2] (0:10.57)	0:59.47 [3] (0:11.12)	0:48.35 [4] (0:11.52)	0:36.83 [5] (0:11.83)	0:25.00 [8] (0:12.10)	0:12.90 [8] (0:12.90)
Average Speed [km/h]	50.2	68.0	65.6	64.0	62.0	59.9	55.7
Top Speed [km/h]	65.9	68.8	66.6	64.6	63.1	62.1	57.0
Avg. Dist. to Rail [m]	3.1	1.8	3.7	4.6	3.5	4.9	10.0
Avg. Stride Freq. [Hz]	2.4	2.3	2.3	2.3	2.2	2.3	2.2
Avg. Stride Length [m]	5.8	7.8	7.9	7.5	7.3	7.0	7.0

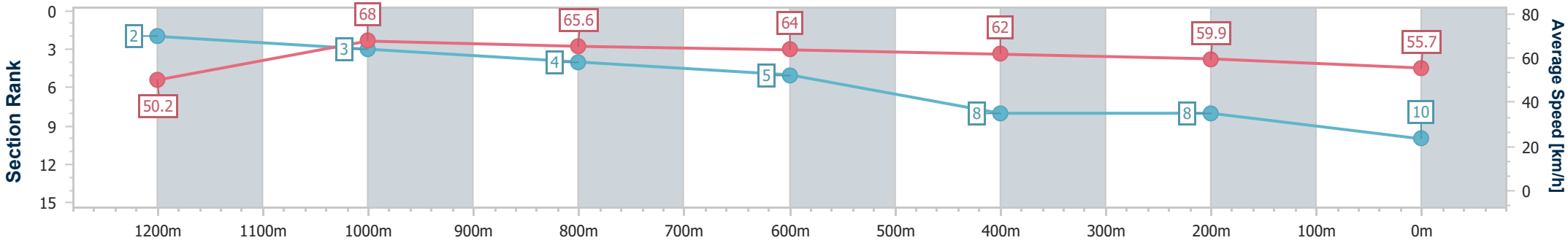

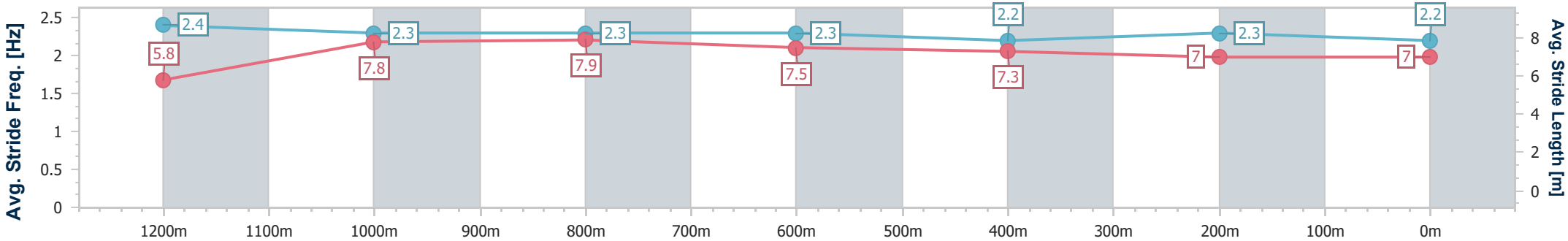

[ ]	Ranking at each section and finish
-:--.--	No data available at this section
NA	No data available

data processed by TRIPLESDATA

Horse/Jockey Name	Wanted Hillbilly
Final Rank	11
Fastest Section Time (Section)	0:10.57 (1200m)
Top Speed [km/h] (Section)	69.6 (1000m)
Race State	Finished

DoombenProfessional

Race 5: DRINKWISE QTIS Three-Year-Old Handicap - 1350m

16 August 2025 - 14:04

Track Rating: Good 4, Weather: Fine, Rail Position: +0.5m Entire

BRISBANE RACING CLUB

Section	Overall	1200m	1000m	800m	600m	400m	200m
Section Times	1:20.89 [11] (0:10.93)	1:09.96 [5] (0:10.57)	0:59.39 [5] (0:10.91)	0:48.48 [3] (0:11.45)	0:37.03 [4] (0:11.83)	0:25.20 [6] (0:12.12)	0:13.08 [6] (0:13.08)
Average Speed [km/h]	49.5	68.0	66.7	64.0	61.8	59.7	55.1
Top Speed [km/h]	66.4	69.6	69.6	64.5	63.2	60.7	58.1
Avg. Dist. to Rail [m]	9.0	1.7	2.4	3.6	2.4	4.1	5.5
Avg. Stride Freq. [Hz]	2.3	2.4	2.4	2.3	2.3	2.3	2.2
Avg. Stride Length [m]	5.9	7.9	7.7	7.7	7.4	7.2	6.9

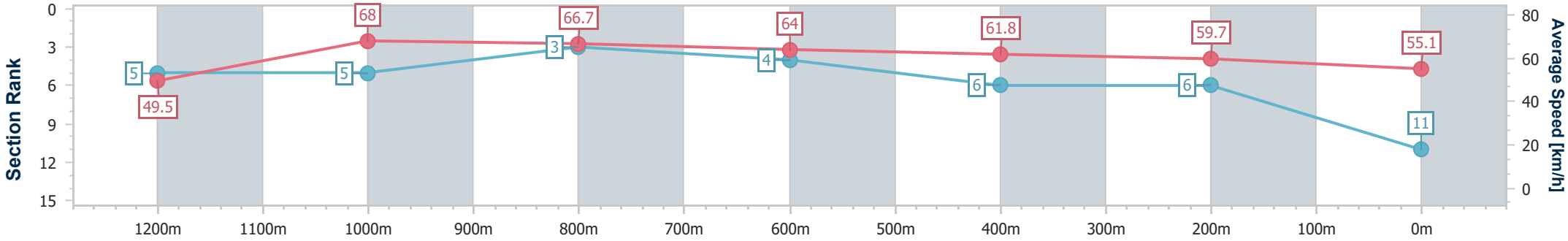

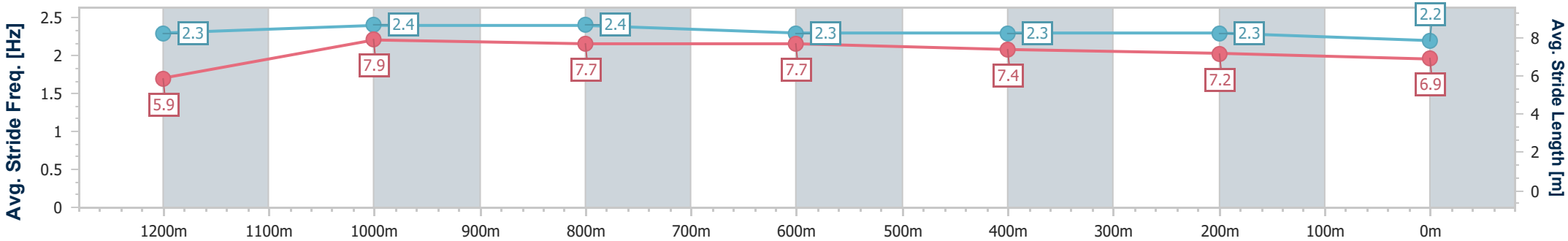

[ ]	Ranking at each section and finish
-:--.--	No data available at this section
NA	No data available

data processed by TRIPLESDATA

Horse/Jockey Name	Go Maro
Final Rank	12
Fastest Section Time (Section)	0:10.31 (1200m)
Top Speed [km/h] (Section)	68.0 (1200m)
Race State	Finished

DoombenProfessional

Race 5: DRINKWISE QTIS Three-Year-Old Handicap - 1350m

16 August 2025 - 14:04

Track Rating: Good 4, Weather: Fine, Rail Position: +0.5m Entire

BRISBANE RACING CLUB

Section	Overall	1200m	1000m	800m	600m	400m	200m
Section Times	1:22.73 [12] (0:11.40)	1:11.33 [10] (0:10.31)	1:01.02 [7] (0:10.79)	0:50.23 [5] (0:11.22)	0:39.01 [2] (0:11.80)	0:27.21 [3] (0:12.64)	0:14.57 [12] (0:14.57)
Average Speed [km/h]	47.5	70.0	67.0	64.2	59.5	56.5	49.3
Top Speed [km/h]	65.0	68.0	65.9	67.2	62.4	57.3	54.9
Avg. Dist. to Rail [m]	10.0	5.7	3.9	1.6	4.4	4.0	3.0
Avg. Stride Freq. [Hz]	2.3	2.5	2.4	2.4	2.3	2.2	2.0
Avg. Stride Length [m]	5.7	7.6	7.5	7.4	6.9	7.0	6.7

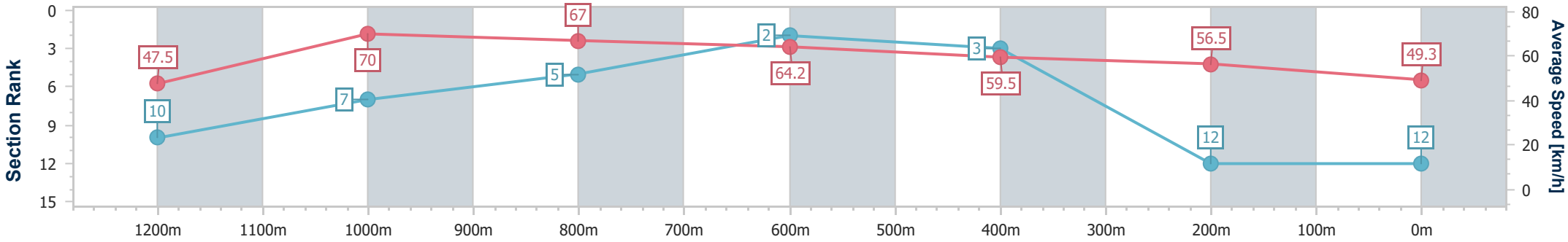

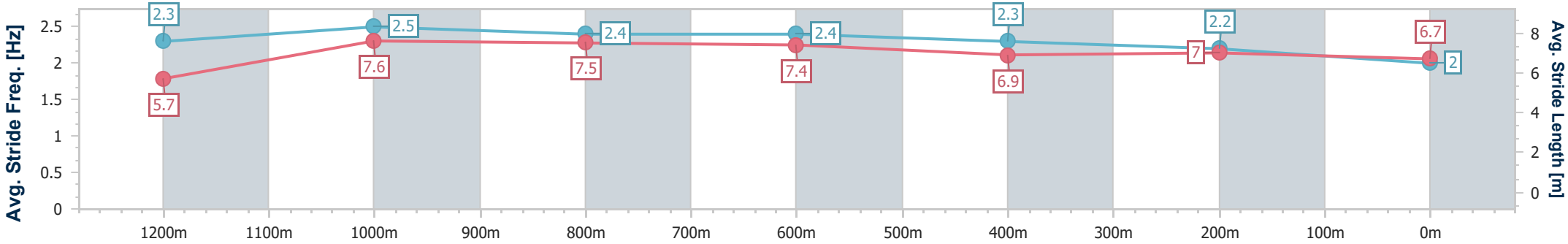

[ ]	Ranking at each section and finish
-:--.--	No data available at this section
NA	No data available

data processed by TRIPLESDATA

DoombenProfessional

Race 6: RADIO METRO Colts, Geldings and Entires Class 3 Plate - 1200m

16 August 2025 - 14:38

BRISBANE RACING CLUB

Track Rating: Good 4, Weather: Fine, Rail Position: +0.5m Entire

Section	Overall	1000m	800m	600m	400m	200m	Last 600m
Field Times	1:09.93 (0:13.07)	0:56.86 (0:10.45)	0:46.41 (0:11.32)	0:35.09 (0:11.69)	0:23.40 (0:11.33)	0:12.07 (0:12.07)	0:35.09

Rank	TAB	Horse/Jockey	Barrier	Top Speed [km/h]	Fastest Section	Overall	1000m	800m	600m	400m	200m	Margin	Last 600m	Distance Travelled [m]
1	13	SPYWIRE	10	70.8	0:10.43	1:09.93 [1]	0:56.35 [7]	0:45.92 [7]	0:34.67 [6]	0:22.87 [8]	0:11.64 [4]	1:09.93	0:34.67	
		Ryan Maloney		1000m	1000m	(0:13.58)	(0:10.43)	(0:11.25)	(0:11.80)	(0:11.23)	(0:11.64)			
2	10	OUROBOROS	3	70.9	0:10.39	1:09.94 [2]	0:56.81 [2]	0:46.42 [2]	0:35.10 [1]	0:23.41 [1]	0:12.08 [1]	0.07L	0:35.10	-4
		Damien Thornton		Overall	1000m	(0:13.13)	(0:10.39)	(0:11.32)	(0:11.69)	(0:11.33)	(0:12.08)			
3	9	JOPPA LANE	2	70.8	0:10.45	1:10.16 [3]	0:56.77 [5]	0:46.32 [4]	0:35.07 [4]	0:23.31 [4]	0:11.99 [3]	1.41L	0:35.07	-3
		Luke Dempsey		1000m	1000m	(0:13.39)	(0:10.45)	(0:11.25)	(0:11.76)	(0:11.32)	(0:11.99)			
4	15	THEBLADE	7	70.6	0:10.51	1:10.24 [4]	0:56.87 [4]	0:46.36 [5]	0:34.95 [7]	0:23.18 [7]	0:11.87 [5]	1.86L	0:34.95	+2
		Tyler Schiller		1000m	1000m	(0:13.37)	(0:10.51)	(0:11.41)	(0:11.77)	(0:11.31)	(0:11.87)			
5	14	TRUE AMOR	15	69.8	0:10.56	1:10.34 [5]	0:56.91 [6]	0:46.35 [6]	0:35.27 [3]	0:23.63 [3]	0:12.24 [2]	2.45L	0:35.27	-4
		Andrew Mallyon		1000m	1000m	(0:13.43)	(0:10.56)	(0:11.08)	(0:11.64)	(0:11.39)	(0:12.24)			
6	1	ALDOLFITO	12	68.6	0:10.41	1:10.62 [6]	0:56.72 [9]	0:46.31 [8]	0:35.30 [8]	0:23.66 [5]	0:12.24 [6]	4.08L	0:35.30	+5
		Ben Thompson		Overall	1000m	(0:13.90)	(0:10.41)	(0:11.01)	(0:11.64)	(0:11.42)	(0:12.24)			
7	7	ESTRONDO	9	69.2	0:10.57	1:10.73 [7]	0:56.91 [8]	0:46.34 [9]	0:35.16 [9]	0:23.44 [9]	0:12.06 [7]	4.72L	0:35.16	+2
		Angela Jones		1000m	1000m	(0:13.82)	(0:10.57)	(0:11.18)	(0:11.72)	(0:11.38)	(0:12.06)			
8	11	RHUVAAL	14	69.5	0:10.57	1:10.77 [8]	0:56.84 [10]	0:46.27 [10]	0:35.16 [10]	0:23.45 [10]	0:12.06 [10]	4.97L	0:35.16	+2
		Jace McMurray		1000m	1000m	(0:13.93)	(0:10.57)	(0:11.11)	(0:11.71)	(0:11.39)	(0:12.06)			
9	12	ROYAL COMMODORE	5	70.2	0:10.56	1:11.22 [9]	0:58.07 [3]	0:47.51 [3]	0:36.07 [5]	0:24.19 [6]	0:12.52 [8]	7.61L	0:36.07	+0
		Chad Lever		1000m	1000m	(0:13.15)	(0:10.56)	(0:11.44)	(0:11.88)	(0:11.67)	(0:12.52)			
10	4	TRYANZA	6	69.1	0:10.45	1:12.24 [10]	0:59.17 [1]	0:48.72 [1]	0:37.39 [2]	0:25.55 [2]	0:13.54 [8]	13.63L	0:37.39	+2
		Micheal Hellyer		Overall	1000m	(0:13.07)	(0:10.45)	(0:11.33)	(0:11.84)	(0:12.01)	(0:13.54)			

Scratched: Betterlucknexttime (#16), Zouprince (#5), End Assembly (#6), Silvanito (#2), Star Ambition (#3), Four Ace (#8)

[ ]	Ranking at each section and finish	SCN	Saddle cloth number
-:--.--	No data available at this section	DNF	Did not finish
NA	No data available	DNT	Did not track

data processed by TRIPLESDATA

Horse/Jockey Name	Spywire
Final Rank	1
Fastest Section Time (Section)	0:10.43 (1000m)
Top Speed [km/h] (Section)	70.8 (1000m)
Race State	Finished

DoombenProfessional

Race 6: RADIO METRO Colts, Geldings and Entires Class 3 Plate - 1200m

16 August 2025 - 14:38

Track Rating: Good 4, Weather: Fine, Rail Position: +0.5m Entire

BRISBANE RACING CLUB

Section	Overall	1000m	800m	600m	400m	200m
Section Times	1:09.93 [1] (0:13.58)	0:56.35 [7] (0:10.43)	0:45.92 [7] (0:11.25)	0:34.67 [6] (0:11.80)	0:22.87 [8] (0:11.23)	0:11.64 [4] (0:11.64)
Average Speed [km/h]	53.2	69.0	64.2	60.9	64.1	61.9
Top Speed [km/h]	69.2	70.8	67.2	63.6	65.2	64.2
Avg. Dist. to Rail [m]	6.0	0.4	1.4	0.7	0.9	0.8
Avg. Stride Freq. [Hz]	2.2	2.4	2.4	2.3	2.3	2.3
Avg. Stride Length [m]	6.5	8.1	7.4	7.4	7.6	7.4

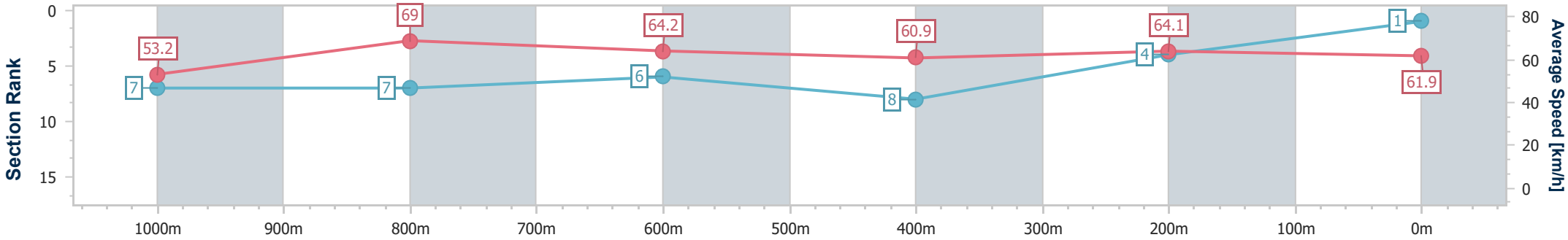

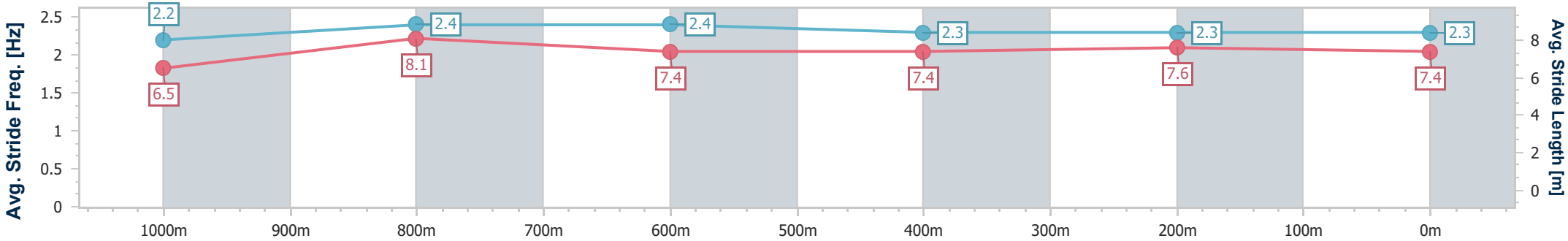

[ ]	Ranking at each section and finish
-:--.--	No data available at this section
NA	No data available

data processed by TRIPLESDATA

Horse/Jockey Name	Ouroboros
Final Rank	2
Fastest Section Time (Section)	0:10.39 (1000m)
Top Speed [km/h] (Section)	70.9 (Overall)
Race State	Finished

DoombenProfessional

Race 6: RADIO METRO Colts, Geldings and Entires Class 3 Plate - 1200m

16 August 2025 - 14:38

Track Rating: Good 4, Weather: Fine, Rail Position: +0.5m Entire

BRISBANE RACING CLUB

Section	Overall	1000m	800m	600m	400m	200m
Section Times	1:09.94 [2] (0:13.13)	0:56.81 [2] (0:10.39)	0:46.42 [2] (0:11.32)	0:35.10 [1] (0:11.69)	0:23.41 [1] (0:11.33)	0:12.08 [1] (0:12.08)
Average Speed [km/h]	54.9	69.1	63.6	60.9	63.5	59.5
Top Speed [km/h]	70.9	67.7	66.8	61.8	64.8	62.6
Avg. Dist. to Rail [m]	3.5	0.9	0.4	1.4	1.3	2.2
Avg. Stride Freq. [Hz]	2.4	2.4	2.4	2.3	2.4	2.4
Avg. Stride Length [m]	6.3	7.8	7.5	7.4	7.3	7.0

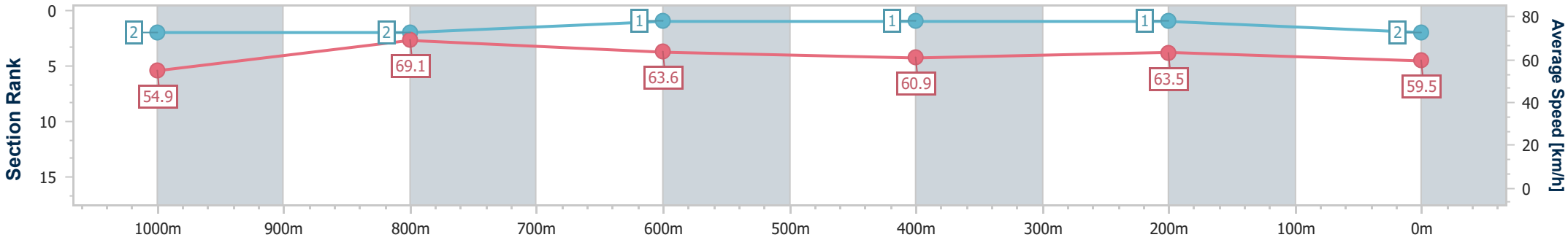

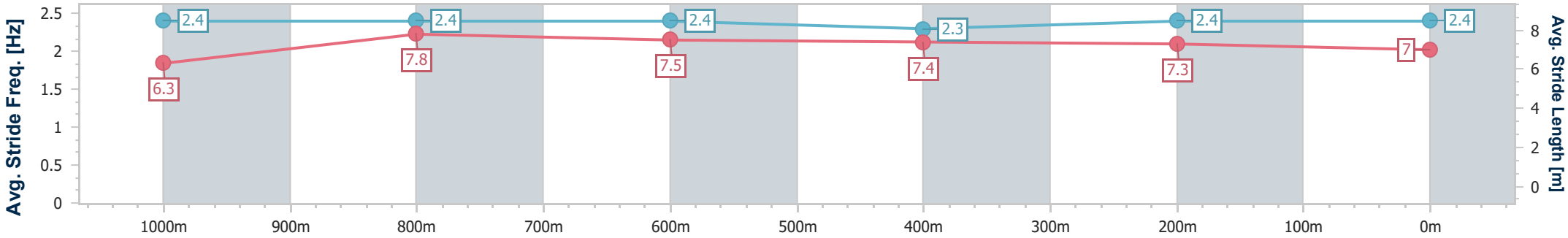

[ ]	Ranking at each section and finish
-:--.--	No data available at this section
NA	No data available

data processed by TRIPLESDATA

Horse/Jockey Name	Joppa Lane
Final Rank	3
Fastest Section Time (Section)	0:10.45 (1000m)
Top Speed [km/h] (Section)	70.8 (1000m)
Race State	Finished

DoombenProfessional

Race 6: RADIO METRO Colts, Geldings and Entires Class 3 Plate - 1200m

16 August 2025 - 14:38

Track Rating: Good 4, Weather: Fine, Rail Position: +0.5m Entire

BRISBANE RACING CLUB

Section	Overall	1000m	800m	600m	400m	200m
Section Times	1:10.16 [3] (0:13.39)	0:56.77 [5] (0:10.45)	0:46.32 [4] (0:11.25)	0:35.07 [4] (0:11.76)	0:23.31 [4] (0:11.32)	0:11.99 [3] (0:11.99)
Average Speed [km/h]	53.9	68.8	63.9	61.1	63.2	60.1
Top Speed [km/h]	70.3	70.8	66.8	62.7	64.8	62.8
Avg. Dist. to Rail [m]	2.3	0.8	0.2	0.8	0.6	1.0
Avg. Stride Freq. [Hz]	2.3	2.5	2.4	2.3	2.4	2.4
Avg. Stride Length [m]	6.5	7.7	7.5	7.3	7.3	7.1

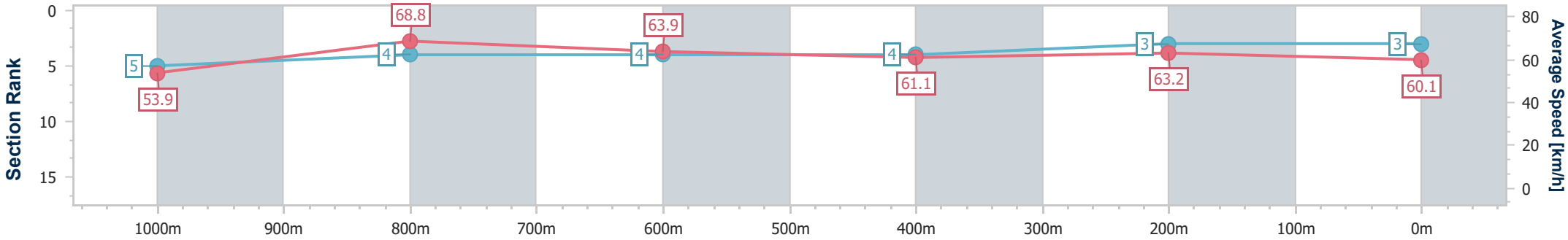

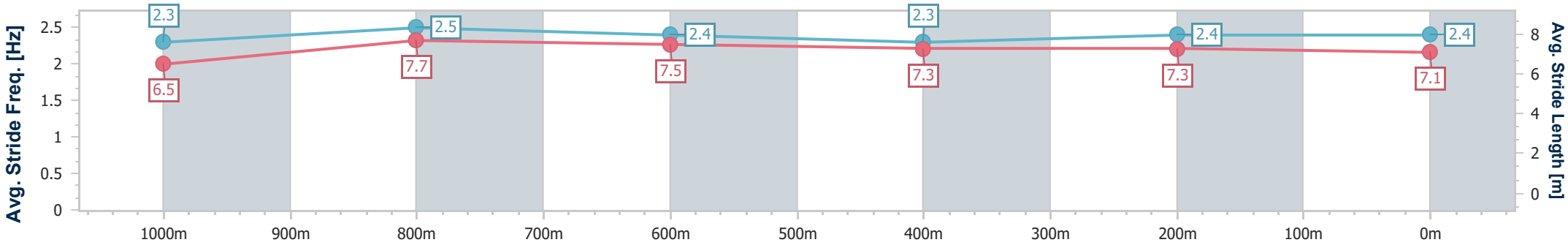

[ ]	Ranking at each section and finish
-:--.--	No data available at this section
NA	No data available

data processed by TRIPLESDATA

Horse/Jockey Name	Theblade
Final Rank	4
Fastest Section Time (Section)	0:10.51 (1000m)
Top Speed [km/h] (Section)	70.6 (1000m)
Race State	Finished

DoombenProfessional

Race 6: RADIO METRO Colts, Geldings and Entires Class 3 Plate - 1200m

16 August 2025 - 14:38

Track Rating: Good 4, Weather: Fine, Rail Position: +0.5m Entire

BRISBANE RACING CLUB

Section	Overall	1000m	800m	600m	400m	200m
Section Times	1:10.24 [4] (0:13.37)	0:56.87 [4] (0:10.51)	0:46.36 [5] (0:11.41)	0:34.95 [7] (0:11.77)	0:23.18 [7] (0:11.31)	0:11.87 [5] (0:11.87)
Average Speed [km/h]	54.1	68.8	63.5	61.3	63.5	60.8
Top Speed [km/h]	69.8	70.6	65.6	63.8	64.6	63.4
Avg. Dist. to Rail [m]	5.9	1.9	1.3	0.9	0.7	0.4
Avg. Stride Freq. [Hz]	2.3	2.4	2.3	2.2	2.3	2.3
Avg. Stride Length [m]	6.2	7.9	7.7	7.6	7.6	7.5

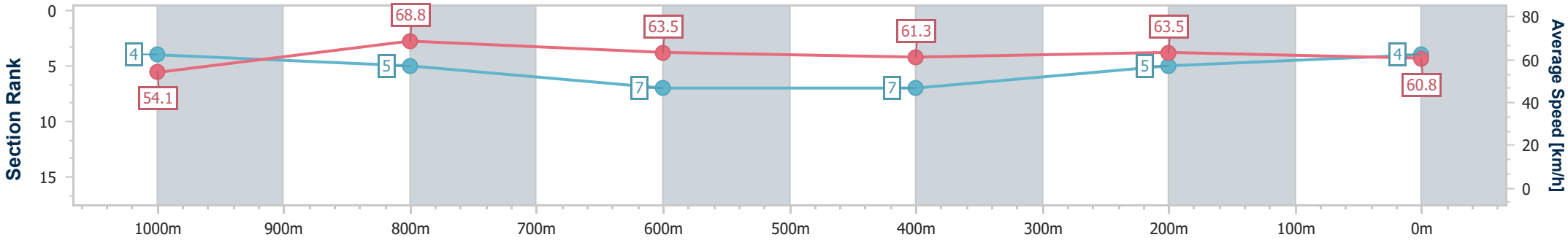

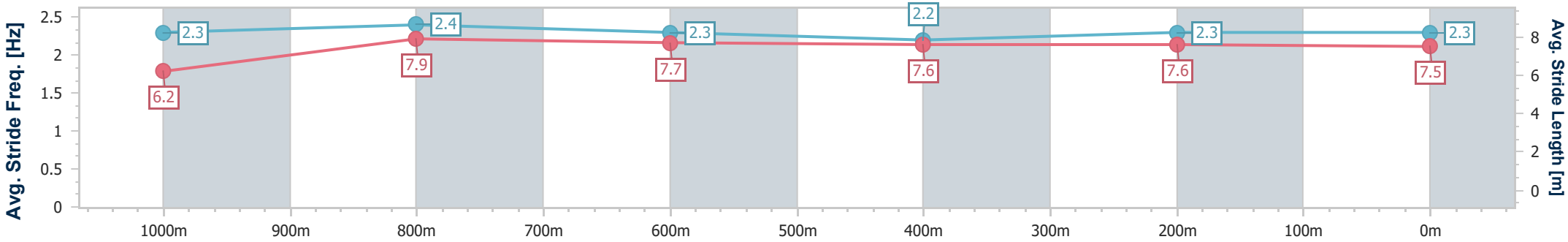

[ ]	Ranking at each section and finish
-:--.--	No data available at this section
NA	No data available

data processed by TRIPLESDATA

Horse/Jockey Name	True Amor
Final Rank	5
Fastest Section Time (Section)	0:10.56 (1000m)
Top Speed [km/h] (Section)	69.8 (1000m)
Race State	Finished

TAB

DoombenProfessional

Race 6: RADIO METRO Colts, Geldings and Entires Class 3 Plate - 1200m

16 August 2025 - 14:38

Track Rating: Good 4, Weather: Fine, Rail Position: +0.5m Entire

BRISBANE RACING CLUB

Section	Overall	1000m	800m	600m	400m	200m
Section Times	1:10.34 [5] (0:13.43)	0:56.91 [6] (0:10.56)	0:46.35 [6] (0:11.08)	0:35.27 [3] (0:11.64)	0:23.63 [3] (0:11.39)	0:12.24 [2] (0:12.24)
Average Speed [km/h]	53.7	68.3	64.9	61.0	62.9	58.9
Top Speed [km/h]	68.3	69.8	66.5	63.0	64.3	62.4
Avg. Dist. to Rail [m]	10.9	1.8	0.3	2.2	1.2	2.1
Avg. Stride Freq. [Hz]	2.3	2.4	2.3	2.2	2.3	2.2
Avg. Stride Length [m]	6.5	8.0	7.8	7.5	7.5	7.3

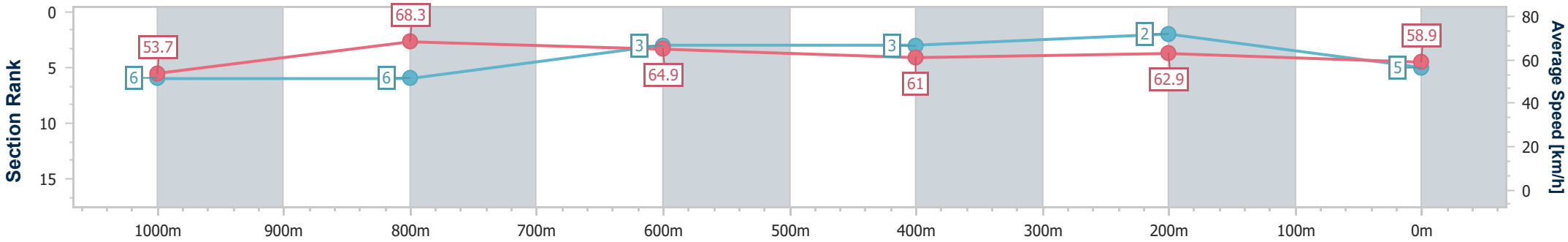

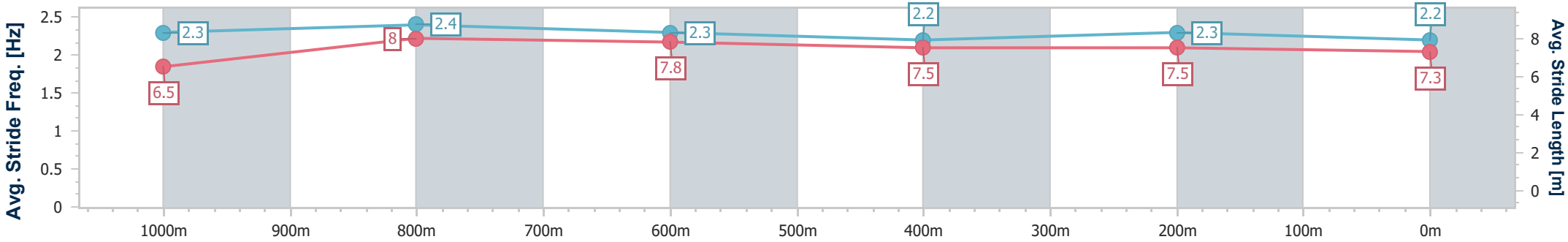

[ ]	Ranking at each section and finish
-:--.--	No data available at this section
NA	No data available

data processed by TRIPLESDATA

Horse/Jockey Name	Aldolfito
Final Rank	6
Fastest Section Time (Section)	0:10.41 (1000m)
Top Speed [km/h] (Section)	68.6 (Overall)
Race State	Finished

DoombenProfessional

Race 6: RADIO METRO Colts, Geldings and Entires Class 3 Plate - 1200m

16 August 2025 - 14:38

Track Rating: Good 4, Weather: Fine, Rail Position: +0.5m Entire

BRISBANE RACING CLUB

Section	Overall	1000m	800m	600m	400m	200m
Section Times	1:10.62 [6] (0:13.90)	0:56.72 [9] (0:10.41)	0:46.31 [8] (0:11.01)	0:35.30 [8] (0:11.64)	0:23.66 [5] (0:11.42)	0:12.24 [6] (0:12.24)
Average Speed [km/h]	51.9	69.3	66.4	62.4	63.1	58.8
Top Speed [km/h]	68.6	67.7	68.4	64.1	64.1	63.2
Avg. Dist. to Rail [m]	7.0	1.7	2.7	1.1	2.0	4.7
Avg. Stride Freq. [Hz]	2.2	2.5	2.4	2.3	2.4	2.3
Avg. Stride Length [m]	6.5	7.8	7.7	7.5	7.2	7.0

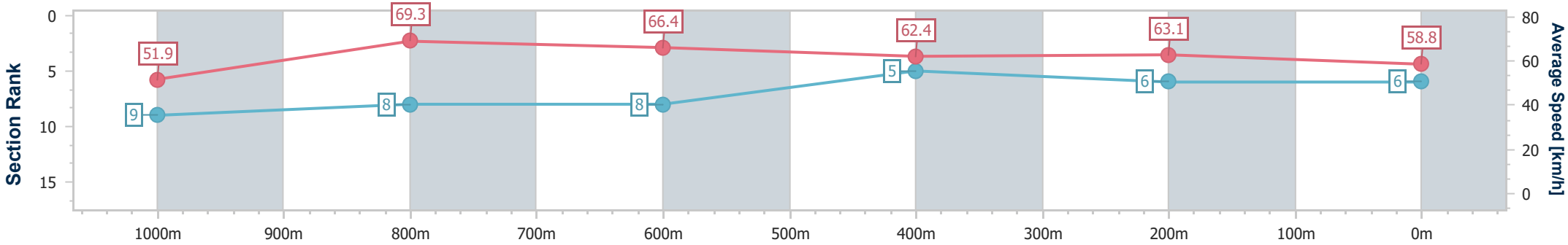

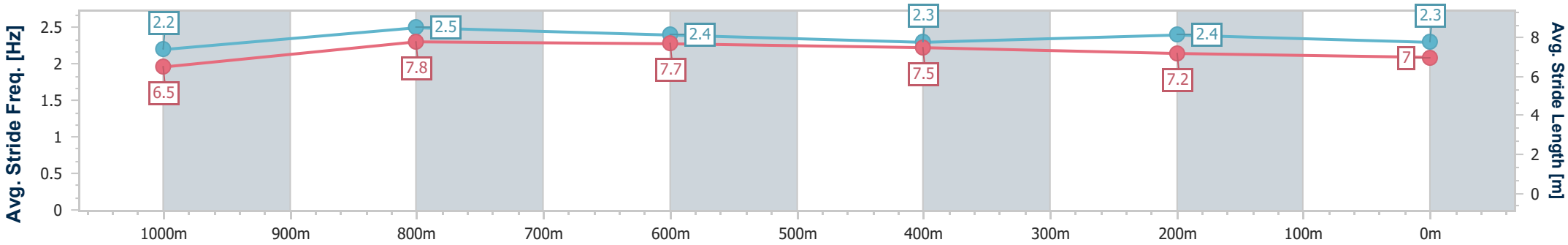

[ ]	Ranking at each section and finish
-:--.--	No data available at this section
NA	No data available

data processed by TRIPLESDATA

Horse/Jockey Name	Estrondo
Final Rank	7
Fastest Section Time (Section)	0:10.57 (1000m)
Top Speed [km/h] (Section)	69.2 (1000m)
Race State	Finished

TAB

DoombenProfessional

Race 6: RADIO METRO Colts, Geldings and Entires Class 3 Plate - 1200m

16 August 2025 - 14:38

Track Rating: Good 4, Weather: Fine, Rail Position: +0.5m Entire

BRISBANE RACING CLUB

Section	Overall	1000m	800m	600m	400m	200m
Section Times	1:10.73 [7] (0:13.82)	0:56.91 [8] (0:10.57)	0:46.34 [9] (0:11.18)	0:35.16 [9] (0:11.72)	0:23.44 [9] (0:11.38)	0:12.06 [7] (0:12.06)
Average Speed [km/h]	52.2	68.4	65.2	61.3	62.9	59.8
Top Speed [km/h]	67.8	69.2	68.9	63.6	64.8	63.2
Avg. Dist. to Rail [m]	4.5	1.3	1.8	0.5	1.4	1.3
Avg. Stride Freq. [Hz]	2.3	2.4	2.3	2.2	2.3	2.3
Avg. Stride Length [m]	6.2	8.0	7.8	7.6	7.5	7.2

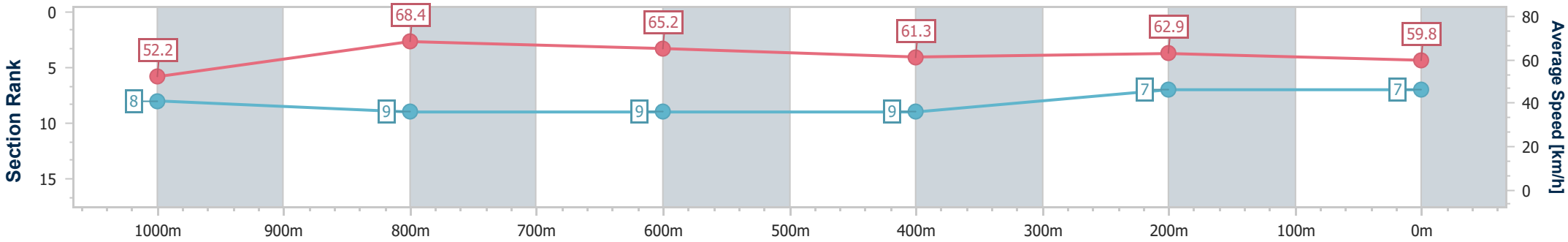

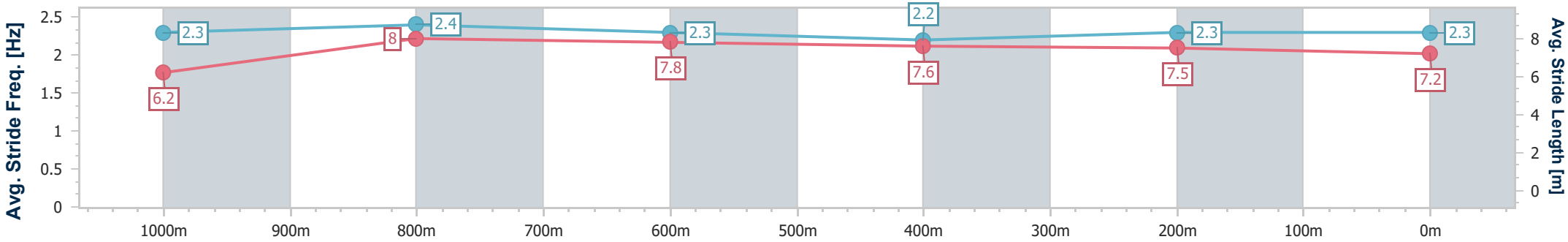

[ ]	Ranking at each section and finish
-:--.--	No data available at this section
NA	No data available

data processed by TRIPLESDATA

Horse/Jockey Name	Rhuvaal
Final Rank	8
Fastest Section Time (Section)	0:10.57 (1000m)
Top Speed [km/h] (Section)	69.5 (1000m)
Race State	Finished

TAB

DoombenProfessional

Race 6: RADIO METRO Colts, Geldings and Entires Class 3 Plate - 1200m

16 August 2025 - 14:38

Track Rating: Good 4, Weather: Fine, Rail Position: +0.5m Entire

BRISBANE RACING CLUB

Section	Overall	1000m	800m	600m	400m	200m
Section Times	1:10.77 [8] (0:13.93)	0:56.84 [10] (0:10.57)	0:46.27 [10] (0:11.11)	0:35.16 [10] (0:11.71)	0:23.45 [10] (0:11.39)	0:12.06 [10] (0:12.06)
Average Speed [km/h]	51.7	68.4	65.3	61.6	63.1	59.8
Top Speed [km/h]	67.1	69.5	68.7	63.8	64.4	62.7
Avg. Dist. to Rail [m]	8.2	1.3	1.1	0.5	0.7	2.3
Avg. Stride Freq. [Hz]	2.2	2.3	2.3	2.2	2.3	2.2
Avg. Stride Length [m]	6.2	7.8	7.8	7.6	7.5	7.4

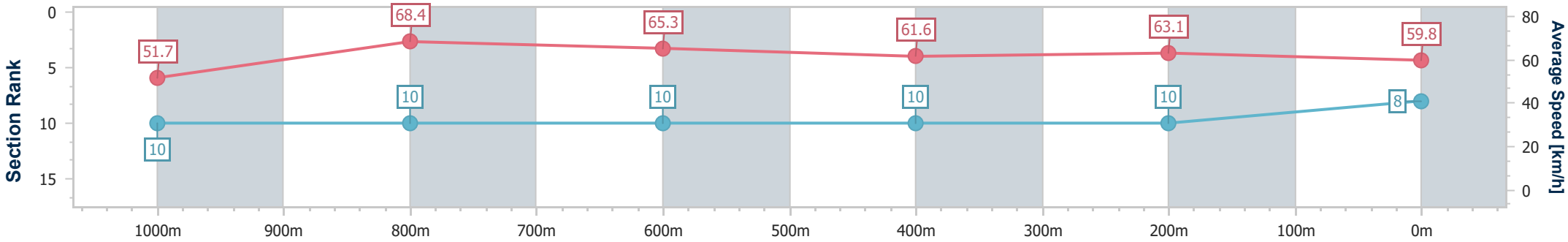

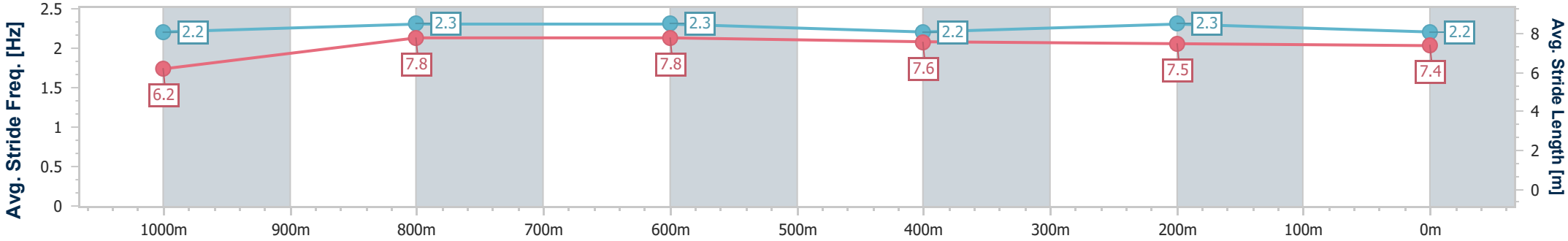

[ ]	Ranking at each section and finish
-:--.--	No data available at this section
NA	No data available

data processed by TRIPLESDATA

Horse/Jockey Name	Royal Commodore
Final Rank	9
Fastest Section Time (Section)	0:10.56 (1000m)
Top Speed [km/h] (Section)	70.2 (1000m)
Race State	Finished

TAB

DoombenProfessional

Race 6: RADIO METRO Colts, Geldings and Entires Class 3 Plate - 1200m

16 August 2025 - 14:38

Track Rating: Good 4, Weather: Fine, Rail Position: +0.5m Entire

BRISBANE RACING CLUB

Section	Overall	1000m	800m	600m	400m	200m
Section Times	1:11.22 [9] (0:13.15)	0:58.07 [3] (0:10.56)	0:47.51 [3] (0:11.44)	0:36.07 [5] (0:11.88)	0:24.19 [6] (0:11.67)	0:12.52 [8] (0:12.52)
Average Speed [km/h]	54.7	68.3	63.1	60.6	61.6	57.6
Top Speed [km/h]	69.4	70.2	65.0	62.8	62.7	61.0
Avg. Dist. to Rail [m]	4.5	0.9	1.0	0.3	0.7	1.5
Avg. Stride Freq. [Hz]	2.3	2.4	2.3	2.2	2.2	2.2
Avg. Stride Length [m]	6.5	8.0	7.7	7.6	7.7	7.3

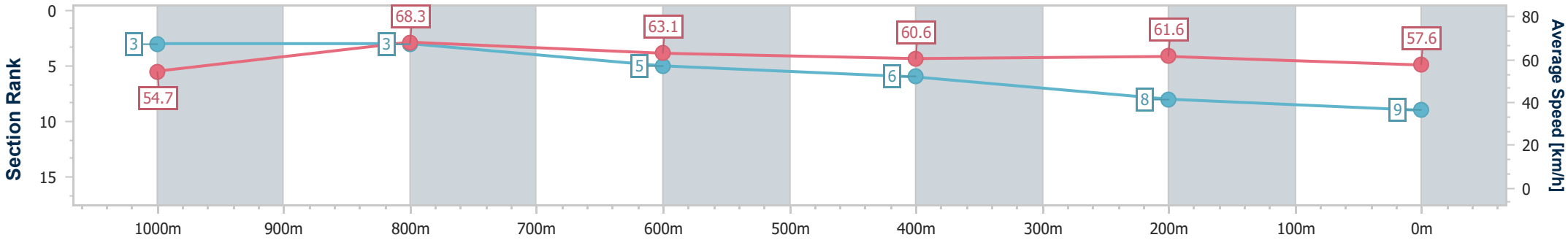

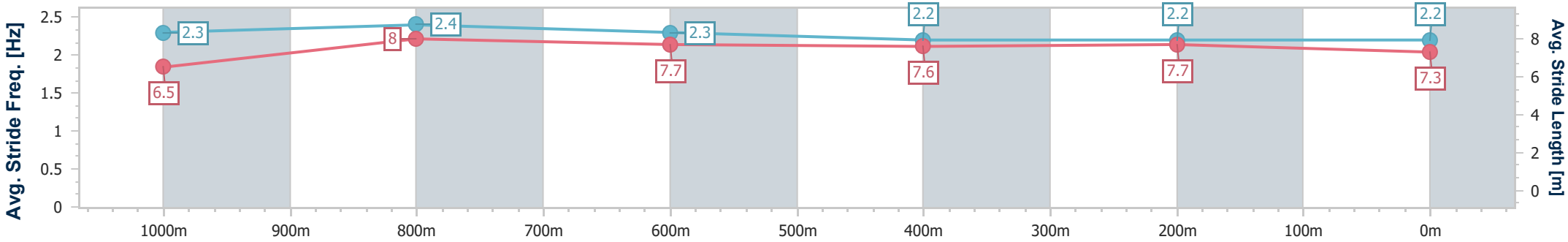

[ ]	Ranking at each section and finish
-:--.--	No data available at this section
NA	No data available

data processed by TRIPLESDATA

Horse/Jockey Name	Tryanza
Final Rank	10
Fastest Section Time (Section)	0:10.45 (1000m)
Top Speed [km/h] (Section)	69.1 (Overall)
Race State	Finished

DoombenProfessional

Race 6: RADIO METRO Colts, Geldings and Entires Class 3 Plate - 1200m

16 August 2025 - 14:38

Track Rating: Good 4, Weather: Fine, Rail Position: +0.5m Entire

BRISBANE RACING CLUB

Section	Overall	1000m	800m	600m	400m	200m
Section Times	1:12.24 [10] (0:13.07)	0:59.17 [1] (0:10.45)	0:48.72 [1] (0:11.33)	0:37.39 [2] (0:11.84)	0:25.55 [2] (0:12.01)	0:13.54 [8] (0:13.54)
Average Speed [km/h]	54.9	69.4	64.0	61.1	59.8	53.1
Top Speed [km/h]	69.1	68.0	66.2	62.6	63.0	57.9
Avg. Dist. to Rail [m]	5.9	3.5	1.5	0.5	0.3	0.6
Avg. Stride Freq. [Hz]	2.4	2.5	2.4	2.4	2.4	2.2
Avg. Stride Length [m]	6.3	7.8	7.5	7.1	6.9	6.6

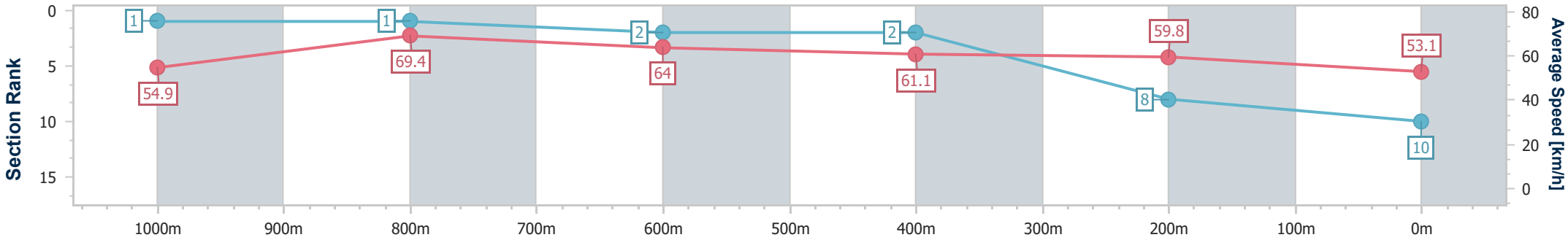

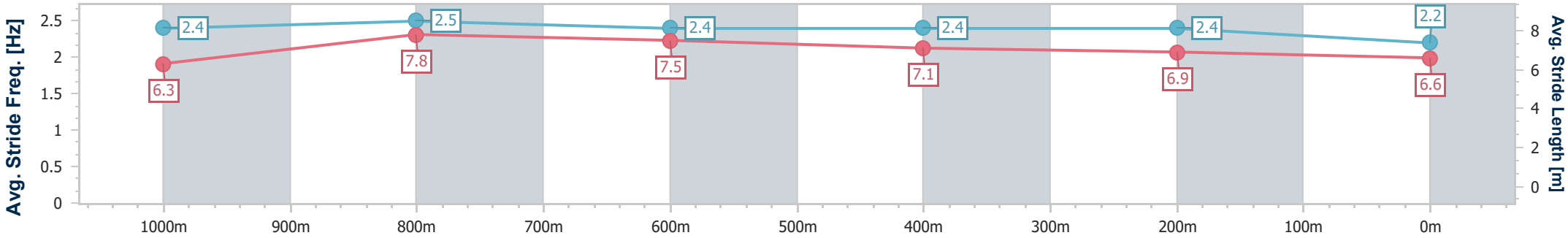

[ ]	Ranking at each section and finish
-:--.--	No data available at this section
NA	No data available

data processed by TRIPLESDATA

DoombenProfessional

Race 7: SKY RACING OPEN Handicap - 1200m

16 August 2025 - 15:19

BRISBANE RACING CLUB

Track Rating: Good 4, Weather: Fine, Rail Position: +0.5m Entire

Section	Overall	1000m	800m	600m	400m	200m	Last 600m
Field Times	1:09.57 (0:12.62)	0:56.95 (0:10.39)	0:46.56 (0:10.90)	0:35.66 (0:11.30)	0:24.36 (0:11.70)	0:12.66 (0:12.66)	0:35.66

Rank	TAB	Horse/Jockey	Barrier	Top Speed [km/h]	Fastest Section	Overall	1000m	800m	600m	400m	200m	Margin	Last 600m	Distance Travelled [m]
1	2	NETTUNO	3	69.0	0:10.56	1:09.57 [1]	0:56.38 [5]	0:45.82 [5]	0:34.91 [5]	0:23.78 [5]	0:12.60 [3]	1:09.57	0:34.91	
		Ryan Maloney		1000m	1000m	(0:13.19)	(0:10.56)	(0:10.91)	(0:11.13)	(0:11.18)	(0:12.60)			
2	9	NAVAL TRADER	7	70.6	0:10.55	1:09.58 [2]	0:55.92 [8]	0:45.37 [7]	0:34.62 [7]	0:23.51 [7]	0:12.31 [7]	0.04L	0:34.62	+0
		Damien Thornton		1000m	1000m	(0:13.66)	(0:10.55)	(0:10.75)	(0:11.11)	(0:11.20)	(0:12.31)			
3	5	GOLDSBOROUGH	8	69.8	0:10.53	1:09.82 [3]	0:56.80 [4]	0:46.27 [4]	0:35.43 [3]	0:24.22 [3]	0:12.90 [2]	1.47L	0:35.43	+5
		Emily Lang		1000m	1000m	(0:13.02)	(0:10.53)	(0:10.84)	(0:11.21)	(0:11.32)	(0:12.90)			
4	3	ALL THAT PIZZAZZ	4	70.0	0:10.54	1:09.82 [4]	0:56.89 [3]	0:46.35 [3]	0:35.39 [4]	0:24.14 [4]	0:12.77 [6]	1.49L	0:35.39	-2
		Ben Thompson		1000m	1000m	(0:12.93)	(0:10.54)	(0:10.96)	(0:11.25)	(0:11.37)	(0:12.77)			
5	6	SAFEWORK	9	70.1	0:10.55	1:09.83 [5]	0:56.53 [6]	0:45.98 [6]	0:35.14 [6]	0:24.02 [6]	0:12.80 [4]	1.53L	0:35.14	+7
		Cejay Graham		1000m	1000m	(0:13.30)	(0:10.55)	(0:10.84)	(0:11.12)	(0:11.22)	(0:12.80)			
6	1	STEADY READY	11	69.1	0:10.41	1:10.13 [6]	0:57.36 [2]	0:46.95 [2]	0:36.06 [2]	0:24.78 [2]	0:13.10 [5]	3.26L	0:36.06	-3
		Cody Collis		Overall	1000m	(0:12.77)	(0:10.41)	(0:10.89)	(0:11.28)	(0:11.68)	(0:13.10)			
7	4	HOLD ON HONEY	6	70.4	0:10.39	1:10.13 [7]	0:57.51 [1]	0:47.12 [1]	0:36.22 [1]	0:24.92 [1]	0:13.22 [1]	3.31L	0:36.22	-1
		Corey Sutherland		1000m	1000m	(0:12.62)	(0:10.39)	(0:10.90)	(0:11.30)	(0:11.70)	(0:13.22)			
8	11	LIGHT OF BOOM	5	69.4	0:10.66	1:10.34 [8]	0:56.70 [7]	0:46.04 [8]	0:35.23 [8]	0:24.19 [8]	0:12.81 [8]	4.55L	0:35.23	-5
		Siobhan Rutledge		1000m	1000m	(0:13.64)	(0:10.66)	(0:10.81)	(0:11.04)	(0:11.38)	(0:12.81)			

Scratched: Kaizad (#10), Zoumeteor (#8), Bunker Hut (#7)

[ ]	Ranking at each section and finish	**SCN**	Saddle cloth number
-:--.--	No data available at this section	**DNF**	Did not finish
NA	No data available	**DNT**	Did not track

data processed by TRIPLESDATA

Horse/Jockey Name	Nettuno
Final Rank	1
Fastest Section Time (Section)	0:10.56 (1000m)
Top Speed [km/h] (Section)	69.0 (1000m)
Race State	Finished

DoombenProfessional

Race 7: SKY RACING OPEN Handicap - 1200m

16 August 2025 - 15:19

Track Rating: Good 4, Weather: Fine, Rail Position: +0.5m Entire

BRISBANE RACING CLUB

Section	Overall	1000m	800m	600m	400m	200m
Section Times	1:09.57 [1] (0:13.19)	0:56.38 [5] (0:10.56)	0:45.82 [5] (0:10.91)	0:34.91 [5] (0:11.13)	0:23.78 [5] (0:11.18)	0:12.60 [3] (0:12.60)
Average Speed [km/h]	54.6	68.2	66.2	65.1	64.3	57.3
Top Speed [km/h]	68.8	69.0	67.7	67.0	65.7	61.8
Avg. Dist. to Rail [m]	2.0	0.7	0.8	0.6	1.5	2.8
Avg. Stride Freq. [Hz]	2.3	2.5	2.4	2.4	2.4	2.3
Avg. Stride Length [m]	6.4	7.6	7.6	7.7	7.5	7.1

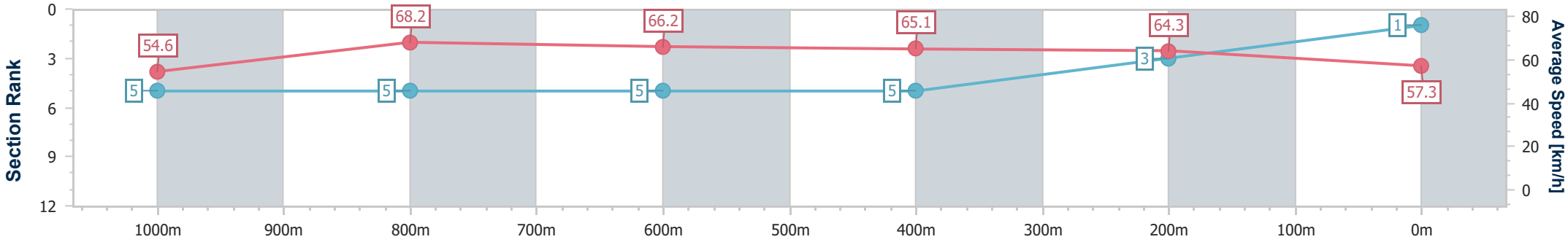

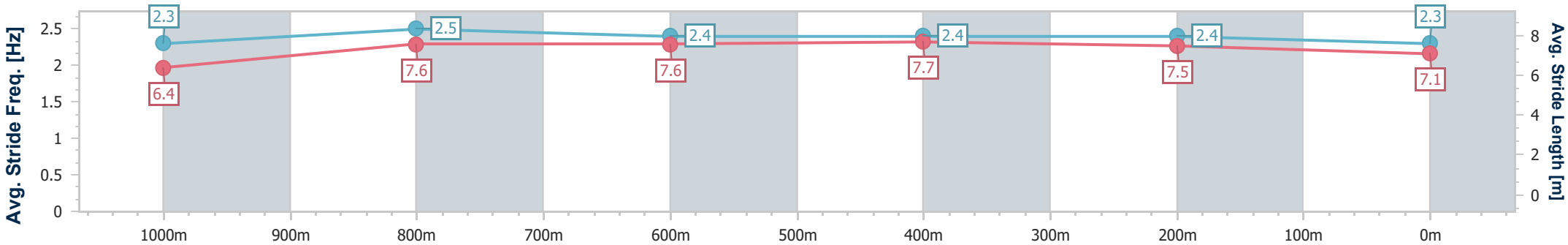

[ ]	Ranking at each section and finish
-:--.--	No data available at this section
NA	No data available

data processed by TRIPLESDATA

Horse/Jockey Name	Naval Trader
Final Rank	2
Fastest Section Time (Section)	0:10.55 (1000m)
Top Speed [km/h] (Section)	70.6 (1000m)
Race State	Finished

TAB

DoombenProfessional

Race 7: SKY RACING OPEN Handicap - 1200m

16 August 2025 - 15:19

Track Rating: Good 4, Weather: Fine, Rail Position: +0.5m Entire

BRISBANE RACING CLUB

Section	Overall	1000m	800m	600m	400m	200m
Section Times	1:09.58 [2] (0:13.66)	0:55.92 [8] (0:10.55)	0:45.37 [7] (0:10.75)	0:34.62 [7] (0:11.11)	0:23.51 [7] (0:11.20)	0:12.31 [7] (0:12.31)
Average Speed [km/h]	52.7	68.7	67.3	64.9	64.3	58.4
Top Speed [km/h]	67.9	70.6	68.8	66.0	65.6	62.4
Avg. Dist. to Rail [m]	5.7	2.4	1.1	0.5	2.8	5.5
Avg. Stride Freq. [Hz]	2.2	2.3	2.4	2.3	2.1	2.2
Avg. Stride Length [m]	6.7	8.2	7.9	7.8	8.6	7.3

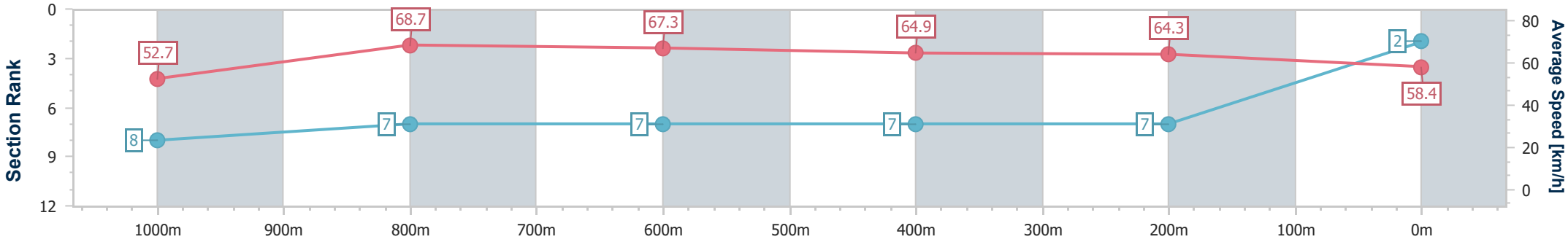

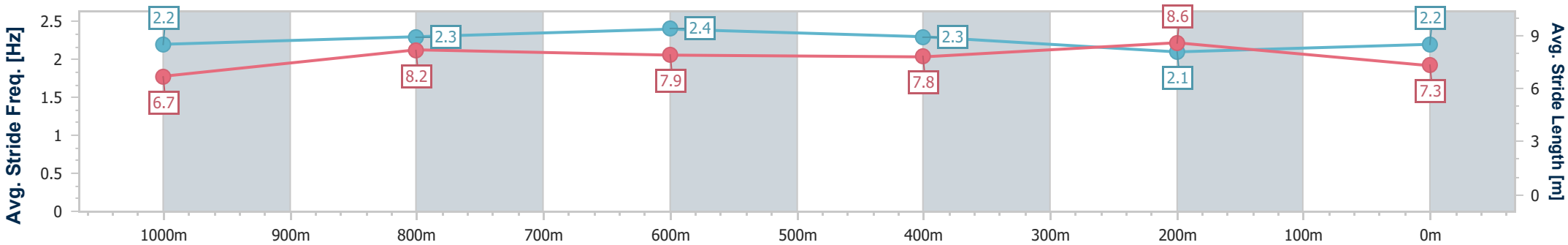

[ ]	Ranking at each section and finish
-:--.--	No data available at this section
NA	No data available

data processed by TRIPLESDATA

Horse/Jockey Name	Goldsborough
Final Rank	3
Fastest Section Time (Section)	0:10.53 (1000m)
Top Speed [km/h] (Section)	69.8 (1000m)
Race State	Finished

DoombenProfessional

Race 7: SKY RACING OPEN Handicap - 1200m

16 August 2025 - 15:19

Track Rating: Good 4, Weather: Fine, Rail Position: +0.5m Entire

BRISBANE RACING CLUB

Section	Overall	1000m	800m	600m	400m	200m
Section Times	1:09.82 [3] (0:13.02)	0:56.80 [4] (0:10.53)	0:46.27 [4] (0:10.84)	0:35.43 [3] (0:11.21)	0:24.22 [3] (0:11.32)	0:12.90 [2] (0:12.90)
Average Speed [km/h]	55.3	68.7	67.3	65.0	64.1	55.7
Top Speed [km/h]	69.3	69.8	68.4	66.6	66.5	59.9
Avg. Dist. to Rail [m]	6.8	2.7	2.7	1.9	3.6	3.5
Avg. Stride Freq. [Hz]	2.4	2.4	2.4	2.4	2.4	2.3
Avg. Stride Length [m]	6.5	8.0	7.9	7.6	7.5	6.8

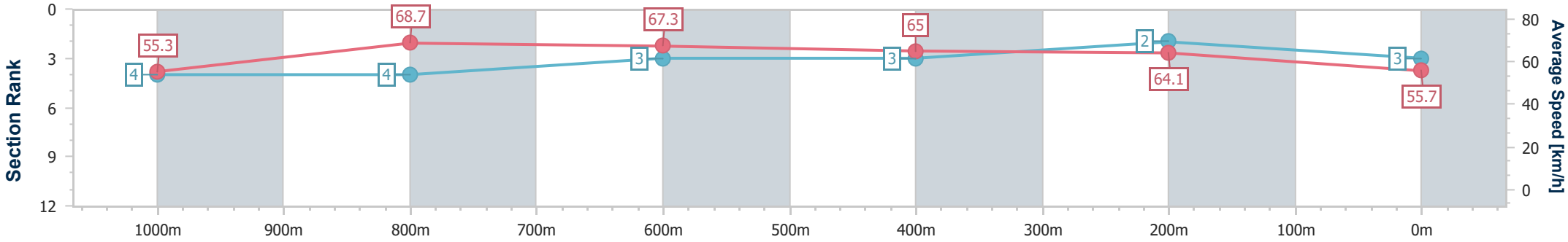

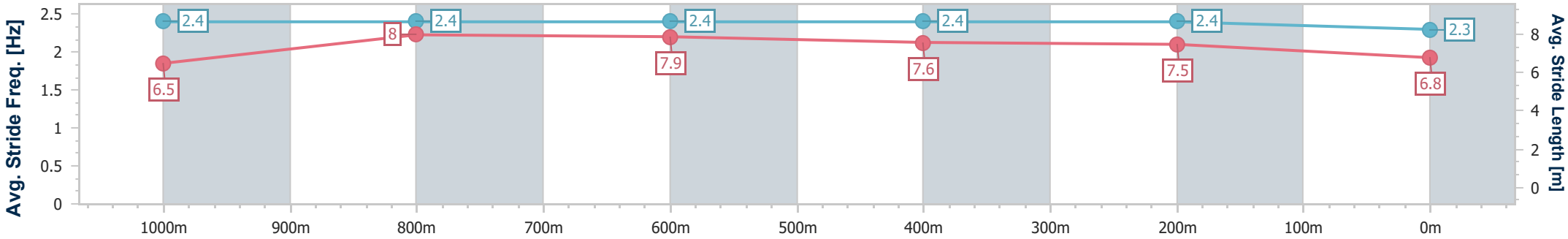

[ ]	Ranking at each section and finish
-:--.--	No data available at this section
NA	No data available

data processed by TRIPLESDATA

Horse/Jockey Name	All That Pizzazz
Final Rank	4
Fastest Section Time (Section)	0:10.54 (1000m)
Top Speed [km/h] (Section)	70.0 (1000m)
Race State	Finished

DoombenProfessional

Race 7: SKY RACING OPEN Handicap - 1200m

16 August 2025 - 15:19

Track Rating: Good 4, Weather: Fine, Rail Position: +0.5m Entire

BRISBANE RACING CLUB

Section	Overall	1000m	800m	600m	400m	200m
Section Times	1:09.82 [4] (0:12.93)	0:56.89 [3] (0:10.54)	0:46.35 [3] (0:10.96)	0:35.39 [4] (0:11.25)	0:24.14 [4] (0:11.37)	0:12.77 [6] (0:12.77)
Average Speed [km/h]	55.5	68.7	65.9	63.7	63.5	56.2
Top Speed [km/h]	69.2	70.0	66.8	66.5	65.2	60.6
Avg. Dist. to Rail [m]	3.6	1.2	0.6	0.8	0.4	0.4
Avg. Stride Freq. [Hz]	2.4	2.5	2.5	2.5	2.5	2.4
Avg. Stride Length [m]	6.4	7.5	7.4	7.1	7.1	6.5

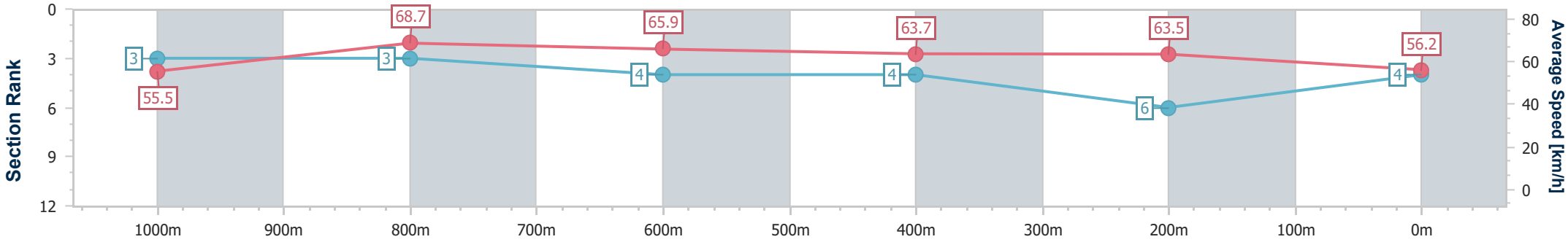

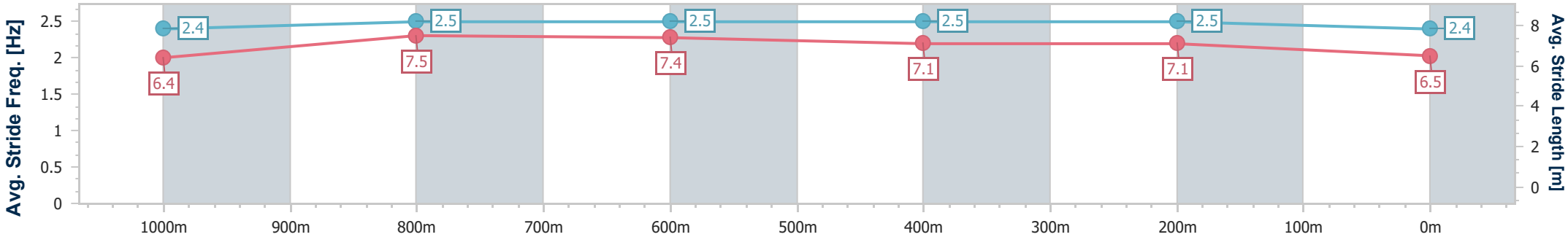

[ ]	Ranking at each section and finish
-:--.--	No data available at this section
NA	No data available

data processed by TRIPLESDATA

Horse/Jockey Name	Safework
Final Rank	5
Fastest Section Time (Section)	0:10.55 (1000m)
Top Speed [km/h] (Section)	70.1 (1000m)
Race State	Finished

DoombenProfessional

Race 7: SKY RACING OPEN Handicap - 1200m

16 August 2025 - 15:19

Track Rating: Good 4, Weather: Fine, Rail Position: +0.5m Entire

BRISBANE RACING CLUB

Section	Overall	1000m	800m	600m	400m	200m
Section Times	1:09.83 [5] (0:13.30)	0:56.53 [6] (0:10.55)	0:45.98 [6] (0:10.84)	0:35.14 [6] (0:11.12)	0:24.02 [6] (0:11.22)	0:12.80 [4] (0:12.80)
Average Speed [km/h]	54.1	69.1	67.3	65.6	64.6	56.1
Top Speed [km/h]	68.6	70.1	68.3	67.6	65.7	61.1
Avg. Dist. to Rail [m]	6.5	2.7	3.1	2.5	2.9	3.5
Avg. Stride Freq. [Hz]	2.2	2.3	2.3	2.3	2.3	2.2
Avg. Stride Length [m]	6.7	8.2	8.0	7.8	7.7	7.1

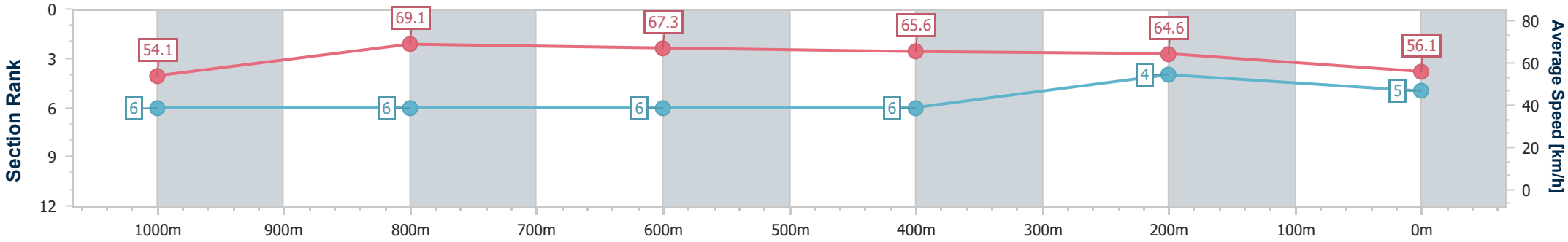

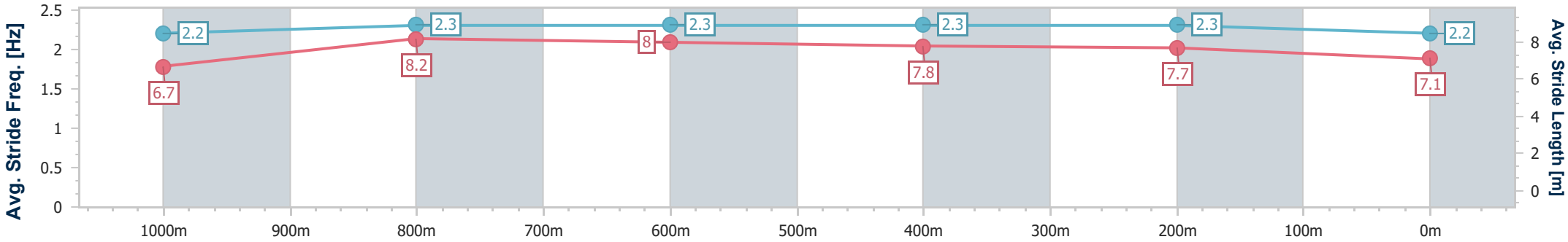

[ ]	Ranking at each section and finish
-:--.--	No data available at this section
NA	No data available

data processed by TRIPLESDATA

Horse/Jockey Name	Steady Ready
Final Rank	6
Fastest Section Time (Section)	0:10.41 (1000m)
Top Speed [km/h] (Section)	69.1 (Overall)
Race State	Finished

DoombenProfessional

Race 7: SKY RACING OPEN Handicap - 1200m

16 August 2025 - 15:19

Track Rating: Good 4, Weather: Fine, Rail Position: +0.5m Entire

BRISBANE RACING CLUB

Section	Overall	1000m	800m	600m	400m	200m
Section Times	1:10.13 [6] (0:12.77)	0:57.36 [2] (0:10.41)	0:46.95 [2] (0:10.89)	0:36.06 [2] (0:11.28)	0:24.78 [2] (0:11.68)	0:13.10 [5] (0:13.10)
Average Speed [km/h]	56.5	69.5	66.0	63.4	61.5	54.9
Top Speed [km/h]	69.1	68.0	65.2	65.0	63.6	58.8
Avg. Dist. to Rail [m]	7.2	1.1	0.3	1.2	1.0	0.8
Avg. Stride Freq. [Hz]	2.4	2.6	2.5	2.5	2.4	2.3
Avg. Stride Length [m]	6.5	7.5	7.2	7.1	7.1	6.7

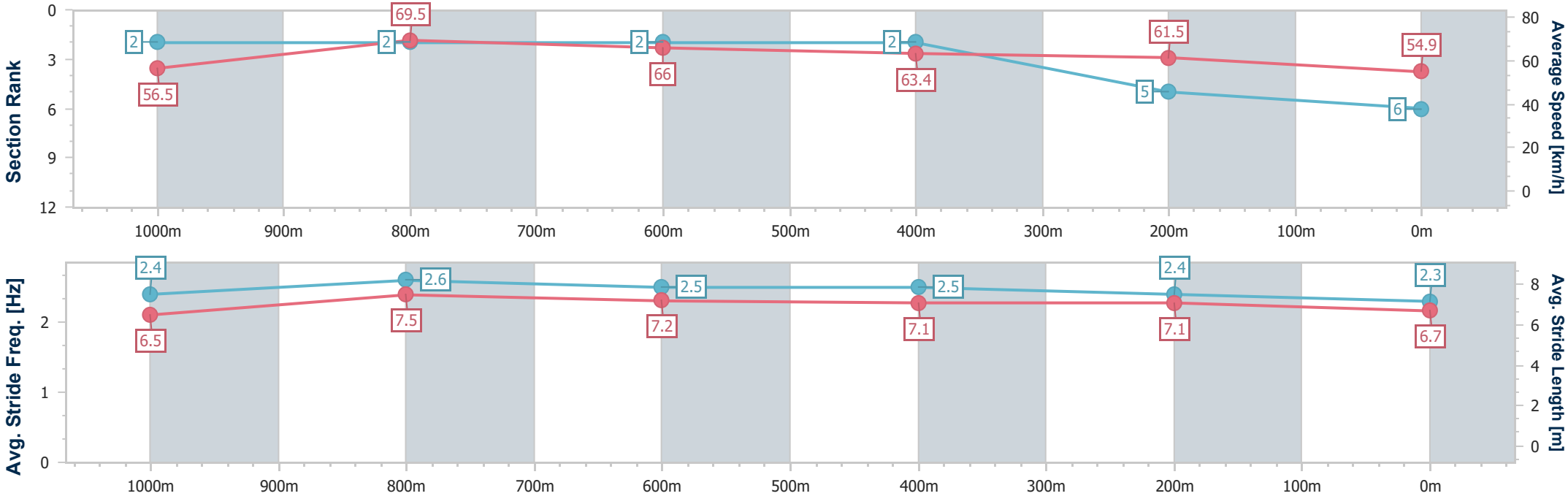

[ ]	Ranking at each section and finish
-:--.--	No data available at this section
NA	No data available

data processed by TRIPLESDATA

Horse/Jockey Name	Hold On Honey
Final Rank	7
Fastest Section Time (Section)	0:10.39 (1000m)
Top Speed [km/h] (Section)	70.4 (1000m)
Race State	Finished

DoombenProfessional

Race 7: SKY RACING OPEN Handicap - 1200m

16 August 2025 - 15:19

Track Rating: Good 4, Weather: Fine, Rail Position: +0.5m Entire

BRISBANE RACING CLUB

Section	Overall	1000m	800m	600m	400m	200m
Section Times	1:10.13 [7] (0:12.62)	0:57.51 [1] (0:10.39)	0:47.12 [1] (0:10.90)	0:36.22 [1] (0:11.30)	0:24.92 [1] (0:11.70)	0:13.22 [1] (0:13.22)
Average Speed [km/h]	57.1	69.5	66.4	63.8	61.4	54.5
Top Speed [km/h]	69.5	70.4	66.8	65.3	62.6	59.1
Avg. Dist. to Rail [m]	3.4	0.3	0.9	0.3	0.6	0.7
Avg. Stride Freq. [Hz]	2.4	2.5	2.5	2.4	2.3	2.4
Avg. Stride Length [m]	6.4	7.3	7.3	6.9	7.4	6.4

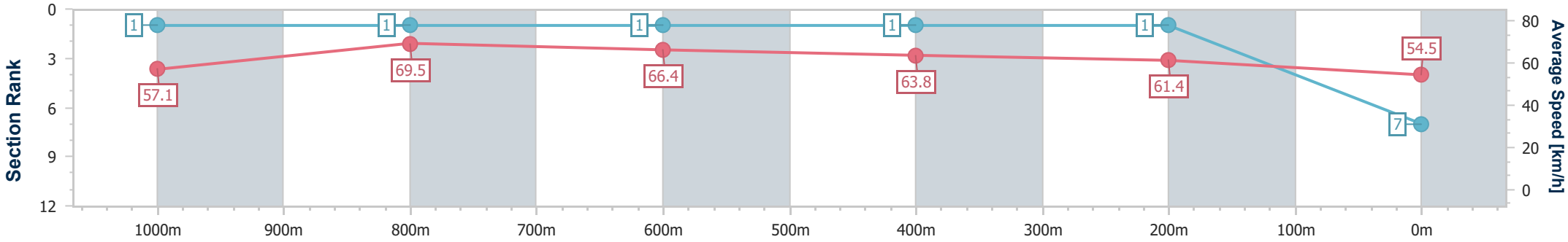

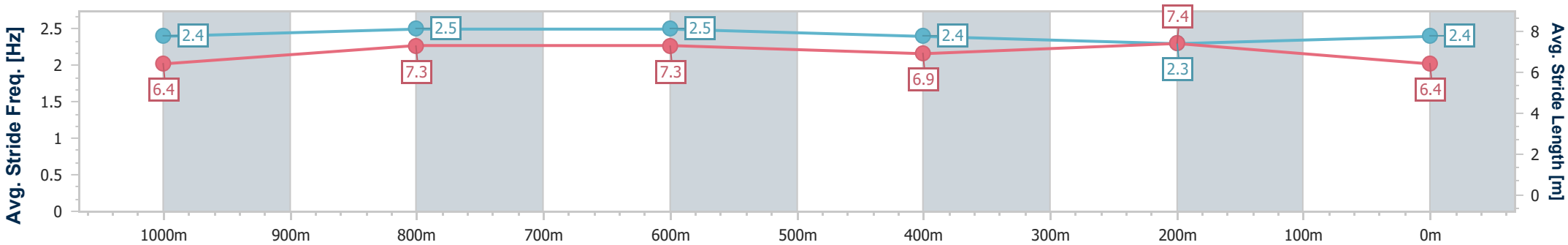

[ ]	Ranking at each section and finish
-:--.--	No data available at this section
NA	No data available

data processed by TRIPLESDATA

Horse/Jockey Name	Light Of Boom
Final Rank	8
Fastest Section Time (Section)	0:10.66 (1000m)
Top Speed [km/h] (Section)	69.4 (1000m)
Race State	Finished

DoombenProfessional

Race 7: SKY RACING OPEN Handicap - 1200m

16 August 2025 - 15:19

Track Rating: Good 4, Weather: Fine, Rail Position: +0.5m Entire

BRISBANE RACING CLUB

Section	Overall	1000m	800m	600m	400m	200m
Section Times	1:10.34 [8] (0:13.64)	0:56.70 [7] (0:10.66)	0:46.04 [8] (0:10.81)	0:35.23 [8] (0:11.04)	0:24.19 [8] (0:11.38)	0:12.81 [8] (0:12.81)
Average Speed [km/h]	53.0	67.8	66.5	64.3	63.1	56.1
Top Speed [km/h]	68.2	69.4	68.8	66.4	64.1	60.7
Avg. Dist. to Rail [m]	4.4	1.7	0.5	1.7	1.3	2.8
Avg. Stride Freq. [Hz]	2.1	2.4	2.4	2.4	2.3	2.2
Avg. Stride Length [m]	6.8	8.0	7.6	7.6	7.5	7.0

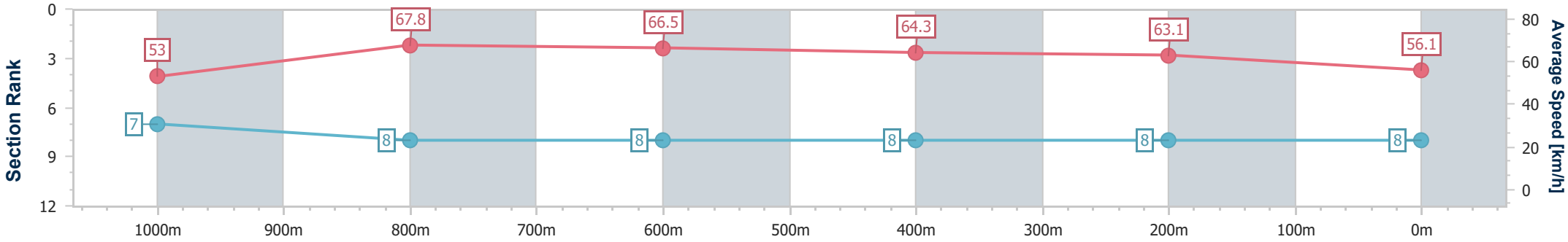

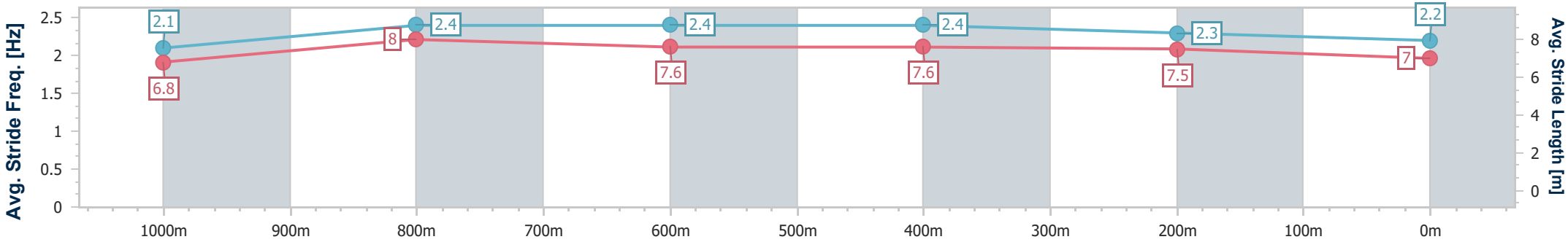

[ ]	Ranking at each section and finish
-:--.--	No data available at this section
NA	No data available

data processed by TRIPLESDATA

DoombenProfessional

Race 8: U&U RECRUITMENT BENCHMARK 85 Handicap - 1110m

16 August 2025 - 15:54

BRISBANE RACING CLUB

Track Rating: Good 4, Weather: Fine, Rail Position: +0.5m Entire

Section	Overall	1000m	800m	600m	400m	200m	Last 600m
Field Times	1:04.09 (0:08.17)	0:55.92 (0:10.92)	0:45.00 (0:10.99)	0:34.01 (0:10.90)	0:23.11 (0:11.06)	0:12.05 (0:12.05)	0:34.01

Rank	TAB	Horse/Jockey	Barrier	Top Speed [km/h]	Fastest Section	Overall	1000m	800m	600m	400m	200m	Margin	Last 600m	Distance Travelled [m]
1	17	**MUSCHIALLI**	3	66.9	0:08.17	1:04.09 [1]	0:55.92 [1]	0:45.00 [1]	0:34.01 [1]	0:23.11 [1]	0:12.05 [1]	1:04.09	0:34.01	
		Emily Lang		1000m	Overall	(0:08.17)	(0:10.92)	(0:10.99)	(0:10.90)	(0:11.06)	(0:12.05)			
2	2	**FLEETWOOD**	8	66.8	0:08.22	1:04.41 [2]	0:56.19 [2]	0:45.21 [2]	0:34.03 [3]	0:23.00 [3]	0:12.01 [2]	1.87L	0:34.03	+3
		Ben Thompson		1000m	Overall	(0:08.22)	(0:10.98)	(0:11.18)	(0:11.03)	(0:10.99)	(0:12.01)			
3	4	**ZOUPERB**	12	68.4	0:08.47	1:04.64 [3]	0:56.17 [5]	0:45.37 [3]	0:34.40 [2]	0:23.36 [2]	0:12.13 [3]	3.19L	0:34.40	+3
		Angela Jones		1000m	Overall	(0:08.47)	(0:10.80)	(0:10.97)	(0:11.04)	(0:11.23)	(0:12.13)			
4	13	**DAYTONA**	1	66.9	0:08.74	1:04.78 [4]	0:56.04 [7]	0:44.96 [8]	0:33.79 [8]	0:22.61 [7]	0:11.64 [7]	4.01L	0:33.79	+0
		Andrew Mallyon		400m	Overall	(0:08.74)	(0:11.08)	(0:11.17)	(0:11.18)	(0:10.97)	(0:11.64)			
5	9	**DEFIANT SPIRIT**	9	66.6	0:08.45	1:04.88 [5]	0:56.43 [4]	0:45.29 [6]	0:34.19 [6]	0:23.15 [5]	0:11.94 [5]	4.6L	0:34.19	+2
		Kyle Wilson-Taylor		1000m	Overall	(0:08.45)	(0:11.14)	(0:11.10)	(0:11.04)	(0:11.21)	(0:11.94)			
6	3	**BRERETON**	11	68.0	0:08.83	1:04.95 [6]	0:56.12 [8]	0:45.27 [7]	0:34.11 [7]	0:22.68 [8]	0:11.79 [8]	5.03L	0:34.11	+7
		Ryan Maloney		400m	Overall	(0:08.83)	(0:10.85)	(0:11.16)	(0:11.43)	(0:10.89)	(0:11.79)			
7	6	**TERMAGANT**	18	67.9	0:08.86	1:04.96 [7]	0:56.10 [9]	0:45.06 [9]	0:33.89 [9]	0:22.63 [9]	0:11.73 [9]	5.11L	0:33.89	+6
		Damien Thornton		400m	Overall	(0:08.86)	(0:11.04)	(0:11.17)	(0:11.26)	(0:10.90)	(0:11.73)			
8	15	**BRING ME KASH**	4	66.3	0:08.50	1:05.10 [8]	0:56.60 [6]	0:45.54 [5]	0:34.59 [4]	0:23.49 [4]	0:12.26 [4]	5.93L	0:34.59	-1
		Cejay Graham		1000m	Overall	(0:08.50)	(0:11.06)	(0:10.95)	(0:11.10)	(0:11.23)	(0:12.26)			
9	5	**MY SNOW QUEEN**	2	67.7	0:08.27	1:05.20 [9]	0:56.93 [3]	0:45.80 [4]	0:34.67 [5]	0:23.30 [6]	0:12.12 [6]	6.48L	0:34.67	-1
		Cody Collis		800m	Overall	(0:08.27)	(0:11.13)	(0:11.13)	(0:11.37)	(0:11.18)	(0:12.12)			
10	8	**ZOUMETEOR**	6	68.5	0:09.20	1:05.46 [10]	0:56.26 [10]	0:45.46 [10]	0:34.25 [10]	0:23.04 [10]	0:12.03 [10]	8.03L	0:34.25	+2
		Taylor Marshall		1000m	Overall	(0:09.20)	(0:10.80)	(0:11.21)	(0:11.21)	(0:11.01)	(0:12.03)			

Scratched: Deepour (#1), Zouprince (#18), Ouroboros (#10), One 'N' Only (#16), The Astronomer (#7), Ralphie (#11), Light Of Boom (#14), Xpresso (#12)

[ ]	Ranking at each section and finish	**SCN**	Saddle cloth number
-:--.--	No data available at this section	**DNF**	Did not finish
NA	No data available	**DNT**	Did not track

data processed by TRIPLESDATA

Horse/Jockey Name	Muschialli
Final Rank	1
Fastest Section Time (Section)	0:08.17 (Overall)
Top Speed [km/h] (Section)	66.9 (1000m)
Race State	Finished

TAB

DoombenProfessional

Race 8: U&U RECRUITMENT BENCHMARK 85 Handicap - 1110m

16 August 2025 - 15:54

Track Rating: Good 4, Weather: Fine, Rail Position: +0.5m Entire

BRISBANE RACING CLUB

Section	Overall	1000m	800m	600m	400m	200m
Section Times	1:04.09 [1] (0:08.17)	0:55.92 [1] (0:10.92)	0:45.00 [1] (0:10.99)	0:34.01 [1] (0:10.90)	0:23.11 [1] (0:11.06)	0:12.05 [1] (0:12.05)
Average Speed [km/h]	48.3	66.0	65.4	65.8	65.0	59.7
Top Speed [km/h]	66.0	66.9	66.7	66.8	66.5	63.1
Avg. Dist. to Rail [m]	4.1	0.4	0.6	0.9	0.6	1.9
Avg. Stride Freq. [Hz]	2.3	2.4	2.4	2.4	2.5	2.4
Avg. Stride Length [m]	5.8	7.6	7.5	7.4	7.3	7.1

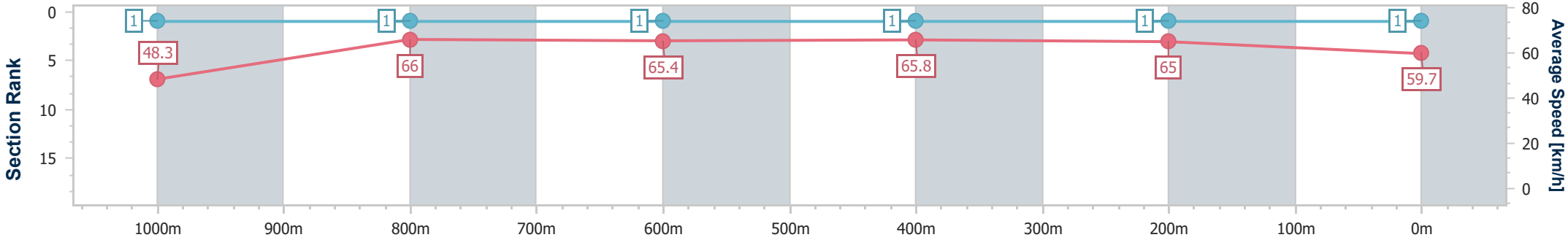

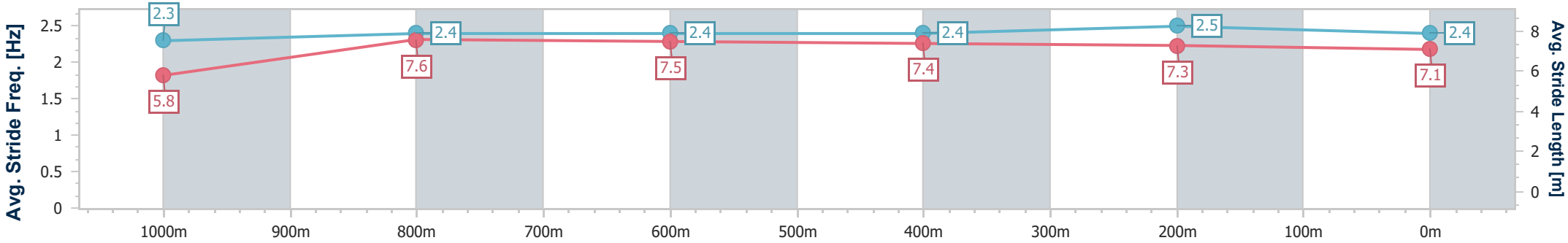

[ ]	Ranking at each section and finish
-:--.--	No data available at this section
NA	No data available

data processed by TRIPLESDATA

Horse/Jockey Name	Fleetwood
Final Rank	2
Fastest Section Time (Section)	0:08.22 (Overall)
Top Speed [km/h] (Section)	66.8 (1000m)
Race State	Finished

DoombenProfessional

Race 8: U&U RECRUITMENT BENCHMARK 85 Handicap - 1110m

16 August 2025 - 15:54

Track Rating: Good 4, Weather: Fine, Rail Position: +0.5m Entire

BRISBANE RACING CLUB

Section	Overall	1000m	800m	600m	400m	200m
Section Times	1:04.41 [2] (0:08.22)	0:56.19 [2] (0:10.98)	0:45.21 [2] (0:11.18)	0:34.03 [3] (0:11.03)	0:23.00 [3] (0:10.99)	0:12.01 [2] (0:12.01)
Average Speed [km/h]	48.4	65.6	64.9	65.1	65.5	59.8
Top Speed [km/h]	66.4	66.8	66.0	66.7	66.0	65.6
Avg. Dist. to Rail [m]	6.4	1.3	1.3	0.9	1.0	3.1
Avg. Stride Freq. [Hz]	2.1	2.5	2.4	2.4	2.4	2.3
Avg. Stride Length [m]	6.1	7.4	7.4	7.6	7.4	7.1

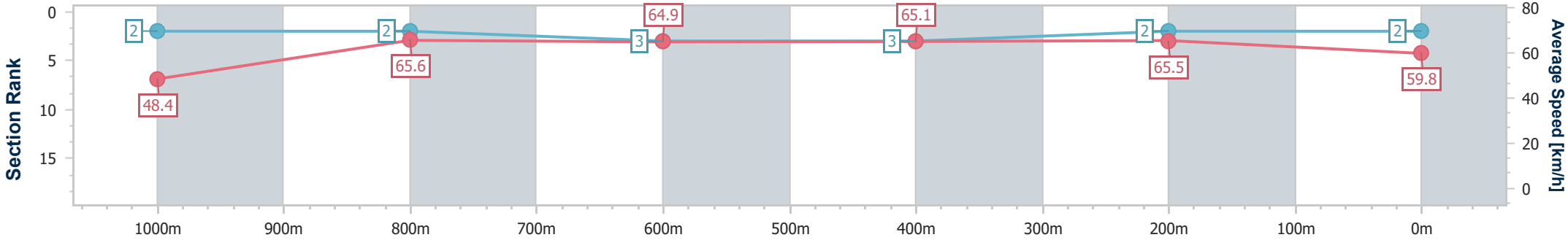

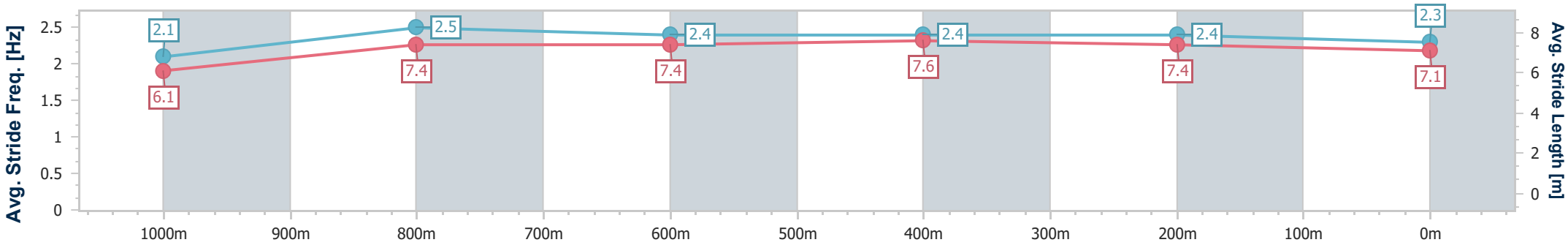

[ ]	Ranking at each section and finish
-:--.--	No data available at this section
NA	No data available

data processed by TRIPLESDATA

Horse/Jockey Name	Zouperb
Final Rank	3
Fastest Section Time (Section)	0:08.47 (Overall)
Top Speed [km/h] (Section)	68.4 (1000m)
Race State	Finished

TAB

DoombenProfessional

Race 8: U&U RECRUITMENT BENCHMARK 85 Handicap - 1110m

16 August 2025 - 15:54

Track Rating: Good 4, Weather: Fine, Rail Position: +0.5m Entire

BRISBANE RACING CLUB

Section	Overall	1000m	800m	600m	400m	200m
Section Times	1:04.64 [3] (0:08.47)	0:56.17 [5] (0:10.80)	0:45.37 [3] (0:10.97)	0:34.40 [2] (0:11.04)	0:23.36 [2] (0:11.23)	0:12.13 [3] (0:12.13)
Average Speed [km/h]	46.8	67.0	66.6	64.6	63.9	59.1
Top Speed [km/h]	65.2	68.4	67.8	66.6	65.3	63.6
Avg. Dist. to Rail [m]	10.6	3.0	2.2	1.4	1.9	0.7
Avg. Stride Freq. [Hz]	2.2	2.4	2.4	2.4	2.4	2.3
Avg. Stride Length [m]	5.8	7.6	7.5	7.2	7.3	7.2

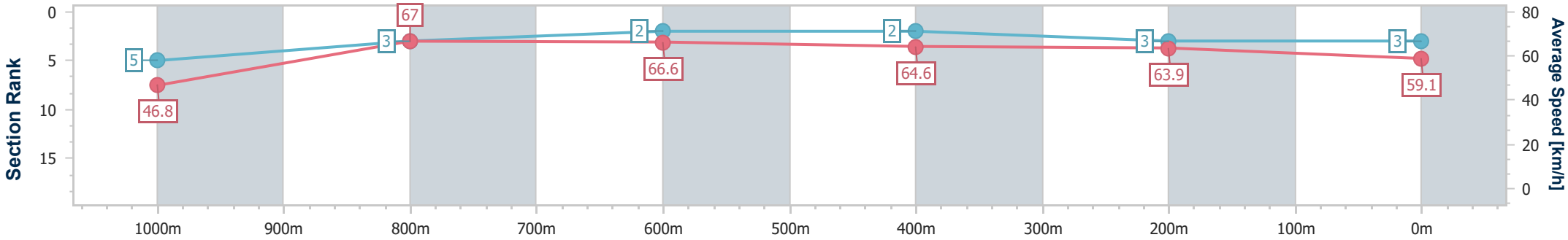

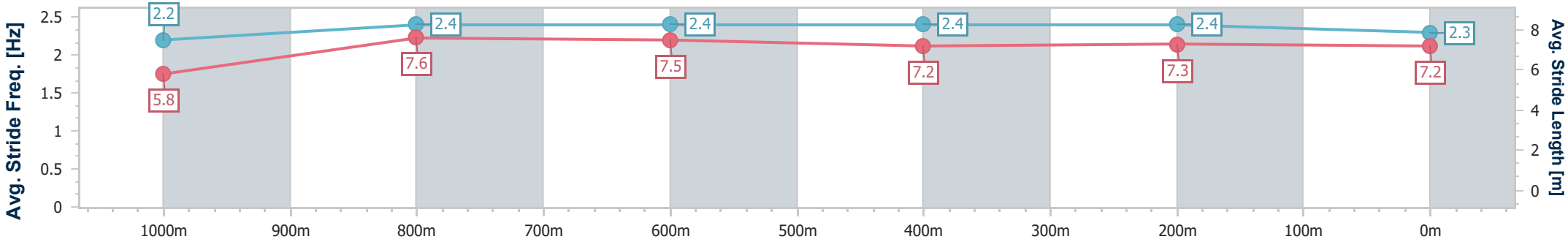

[ ]	Ranking at each section and finish
-:--.--	No data available at this section
NA	No data available

data processed by TRIPLESDATA

Horse/Jockey Name	Daytona
Final Rank	4
Fastest Section Time (Section)	0:08.74 (Overall)
Top Speed [km/h] (Section)	66.9 (400m)
Race State	Finished

TAB

DoombenProfessional

Race 8: U&U RECRUITMENT BENCHMARK 85 Handicap - 1110m

16 August 2025 - 15:54

Track Rating: Good 4, Weather: Fine, Rail Position: +0.5m Entire

BRISBANE RACING CLUB

Section	Overall	1000m	800m	600m	400m	200m
Section Times	1:04.78 [4] (0:08.74)	0:56.04 [7] (0:11.08)	0:44.96 [8] (0:11.17)	0:33.79 [8] (0:11.18)	0:22.61 [7] (0:10.97)	0:11.64 [7] (0:11.64)
Average Speed [km/h]	45.3	65.3	64.5	63.8	65.3	61.8
Top Speed [km/h]	62.5	66.0	65.6	65.1	66.9	65.4
Avg. Dist. to Rail [m]	2.8	0.5	0.2	1.4	1.7	0.5
Avg. Stride Freq. [Hz]	2.2	2.4	2.4	2.4	2.4	2.4
Avg. Stride Length [m]	5.5	7.5	7.4	7.5	7.5	7.3

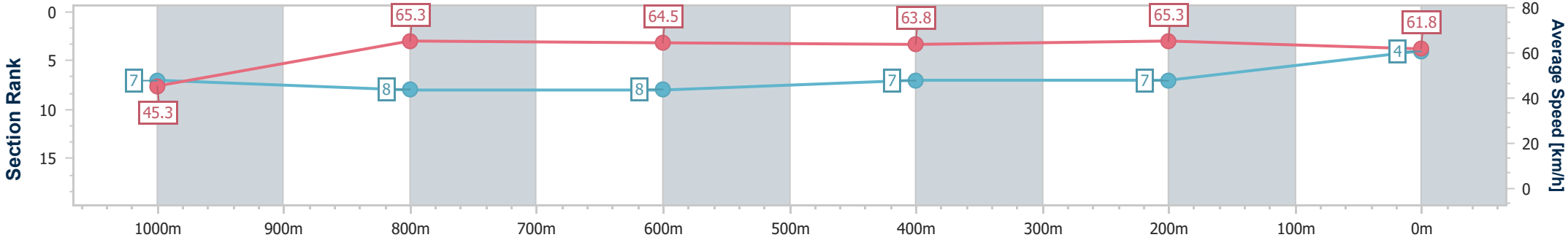

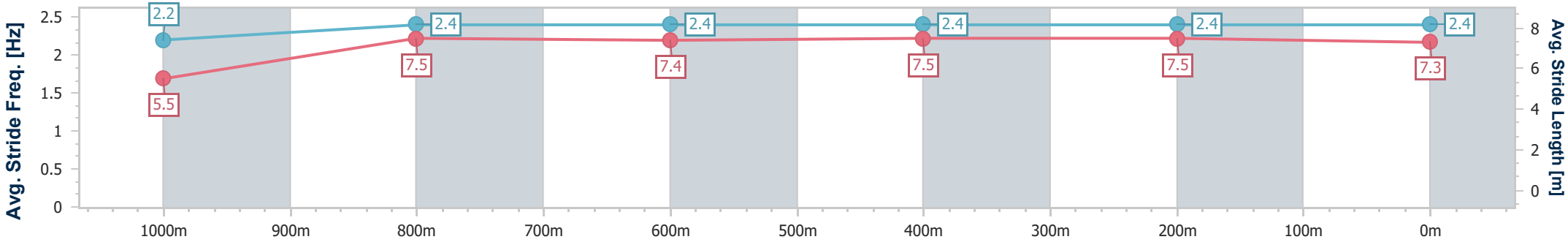

[ ]	Ranking at each section and finish
-:--.--	No data available at this section
NA	No data available

data processed by TRIPLESDATA

Horse/Jockey Name	Defiant Spirit
Final Rank	5
Fastest Section Time (Section)	0:08.45 (Overall)
Top Speed [km/h] (Section)	66.6 (1000m)
Race State	Finished

DoombenProfessional

Race 8: U&U RECRUITMENT BENCHMARK 85 Handicap - 1110m

16 August 2025 - 15:54

Track Rating: Good 4, Weather: Fine, Rail Position: +0.5m Entire

BRISBANE RACING CLUB

Section	Overall	1000m	800m	600m	400m	200m
Section Times	1:04.88 [5] (0:08.45)	0:56.43 [4] (0:11.14)	0:45.29 [6] (0:11.10)	0:34.19 [6] (0:11.04)	0:23.15 [5] (0:11.21)	0:11.94 [5] (0:11.94)
Average Speed [km/h]	47.2	65.2	65.1	64.7	63.8	60.3
Top Speed [km/h]	62.5	66.6	65.4	65.3	65.9	63.4
Avg. Dist. to Rail [m]	7.7	3.1	1.2	1.5	1.9	4.3
Avg. Stride Freq. [Hz]	2.2	2.4	2.4	2.4	2.4	2.3
Avg. Stride Length [m]	5.7	7.5	7.5	7.5	7.0	7.2

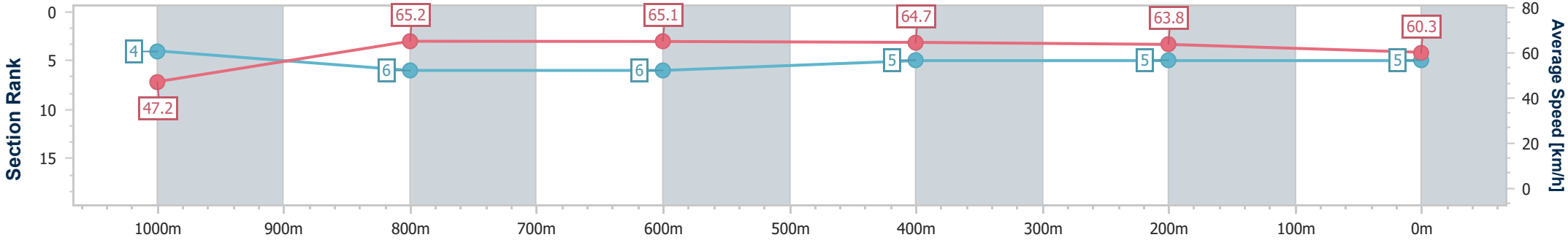

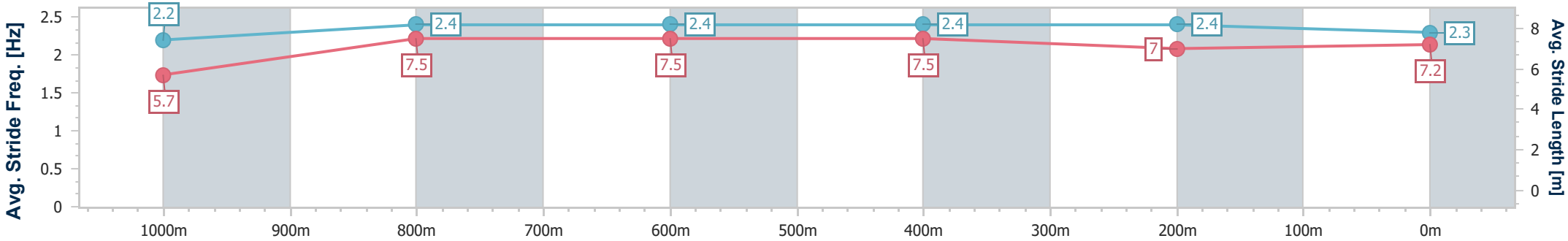

[ ]	Ranking at each section and finish
-:--.--	No data available at this section
NA	No data available

data processed by TRIPLESDATA

Horse/Jockey Name	Brereton
Final Rank	6
Fastest Section Time (Section)	0:08.83 (Overall)
Top Speed [km/h] (Section)	68.0 (400m)
Race State	Finished

TAB

DoombenProfessional

Race 8: U&U RECRUITMENT BENCHMARK 85 Handicap - 1110m

16 August 2025 - 15:54

Track Rating: Good 4, Weather: Fine, Rail Position: +0.5m Entire

BRISBANE RACING CLUB

Section	Overall	1000m	800m	600m	400m	200m
Section Times	1:04.95 [6] (0:08.83)	0:56.12 [8] (0:10.85)	0:45.27 [7] (0:11.16)	0:34.11 [7] (0:11.43)	0:22.68 [8] (0:10.89)	0:11.79 [8] (0:11.79)
Average Speed [km/h]	45.0	66.3	65.5	64.8	66.6	61.1
Top Speed [km/h]	65.2	67.6	67.0	66.2	68.0	64.0
Avg. Dist. to Rail [m]	7.5	0.5	3.0	5.1	3.9	5.7
Avg. Stride Freq. [Hz]	2.2	2.5	2.4	2.4	2.4	2.4
Avg. Stride Length [m]	5.5	7.5	7.6	7.6	7.6	7.2

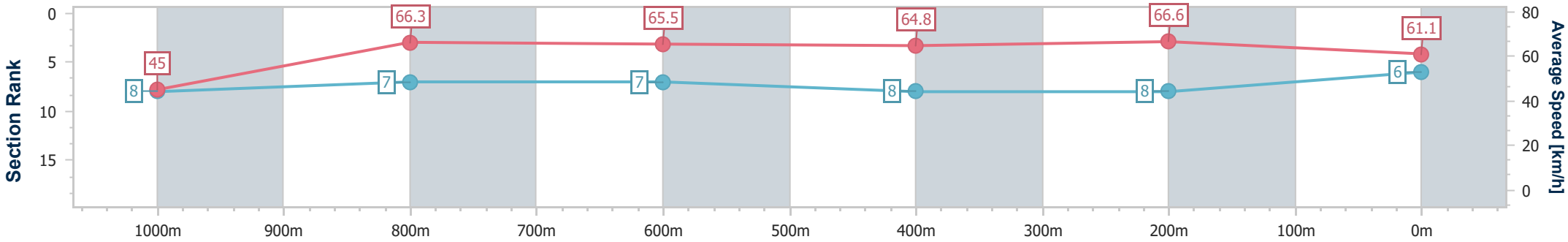

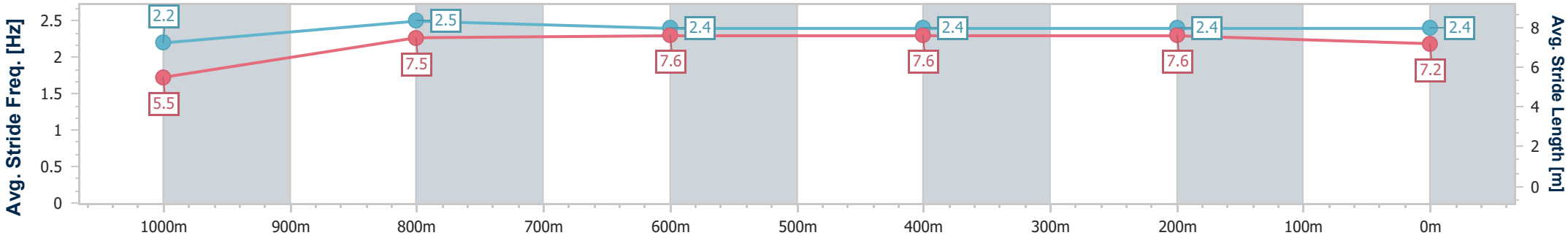

[ ]	Ranking at each section and finish
-:--.--	No data available at this section
NA	No data available

data processed by TRIPLESDATA

Horse/Jockey Name	Termagant
Final Rank	7
Fastest Section Time (Section)	0:08.86 (Overall)
Top Speed [km/h] (Section)	67.9 (400m)
Race State	Finished

TAB

DoombenProfessional

Race 8: U&U RECRUITMENT BENCHMARK 85 Handicap - 1110m

16 August 2025 - 15:54

Track Rating: Good 4, Weather: Fine, Rail Position: +0.5m Entire

BRISBANE RACING CLUB

Section	Overall	1000m	800m	600m	400m	200m
Section Times	1:04.96 [7] (0:08.86)	0:56.10 [9] (0:11.04)	0:45.06 [9] (0:11.17)	0:33.89 [9] (0:11.26)	0:22.63 [9] (0:10.90)	0:11.73 [9] (0:11.73)
Average Speed [km/h]	45.0	65.4	64.8	64.3	66.2	61.4
Top Speed [km/h]	62.1	67.2	65.7	65.2	67.9	65.5
Avg. Dist. to Rail [m]	11.3	2.2	1.1	1.2	3.7	7.4
Avg. Stride Freq. [Hz]	2.3	2.4	2.4	2.4	2.5	2.5
Avg. Stride Length [m]	5.4	7.6	7.6	7.6	7.4	7.0

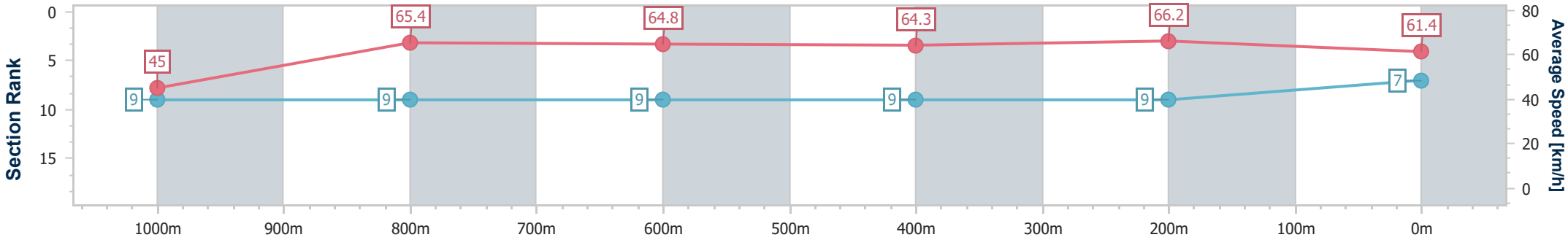

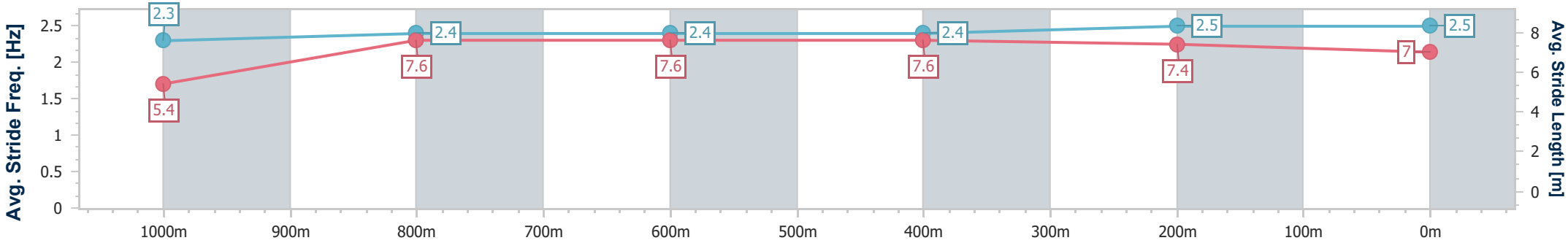

[ ]	Ranking at each section and finish
-:--.--	No data available at this section
NA	No data available

data processed by TRIPLESDATA

Horse/Jockey Name	Bring Me Kash
Final Rank	8
Fastest Section Time (Section)	0:08.50 (Overall)
Top Speed [km/h] (Section)	66.3 (1000m)
Race State	Finished

DoombenProfessional

Race 8: U&U RECRUITMENT BENCHMARK 85 Handicap - 1110m

16 August 2025 - 15:54

Track Rating: Good 4, Weather: Fine, Rail Position: +0.5m Entire

BRISBANE RACING CLUB

Section	Overall	1000m	800m	600m	400m	200m
Section Times	1:05.10 [8] (0:08.50)	0:56.60 [6] (0:11.06)	0:45.54 [5] (0:10.95)	0:34.59 [4] (0:11.10)	0:23.49 [4] (0:11.23)	0:12.26 [4] (0:12.26)
Average Speed [km/h]	46.5	65.4	65.2	64.4	63.7	58.8
Top Speed [km/h]	63.7	66.3	66.2	64.9	65.1	62.5
Avg. Dist. to Rail [m]	5.1	1.4	1.4	1.8	1.1	2.0
Avg. Stride Freq. [Hz]	2.2	2.4	2.4	2.4	2.4	2.3
Avg. Stride Length [m]	5.6	7.3	7.4	7.5	7.4	7.0

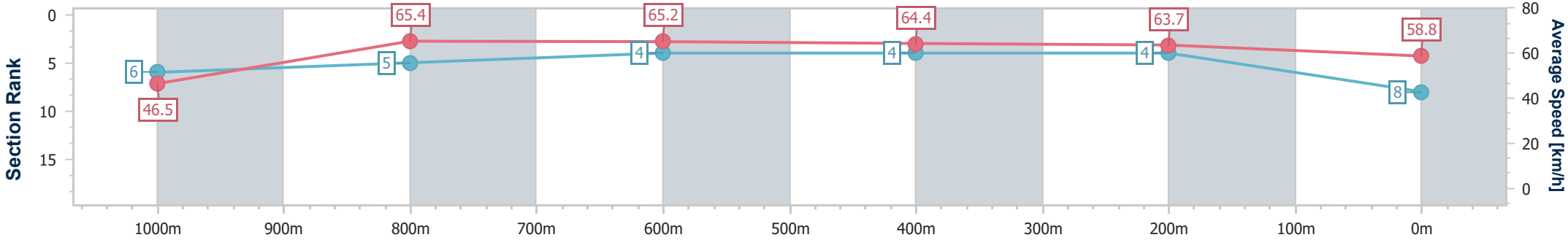

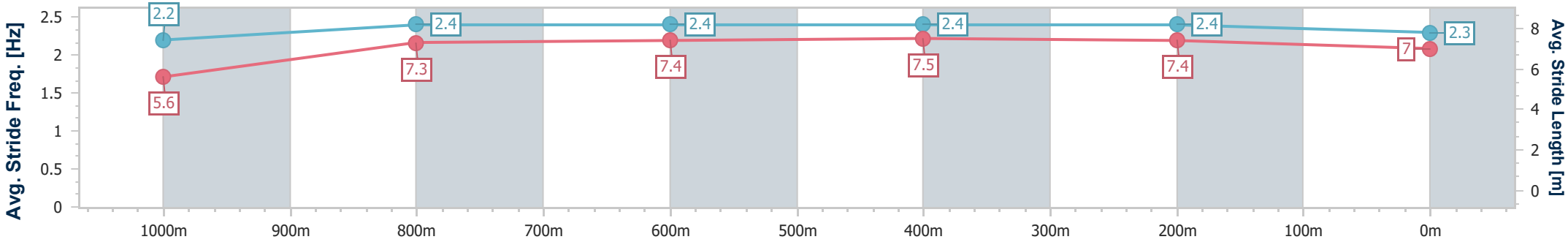

[ ]	Ranking at each section and finish
-:--.--	No data available at this section
NA	No data available

data processed by TRIPLESDATA

Horse/Jockey Name	My Snow Queen
Final Rank	9
Fastest Section Time (Section)	0:08.27 (Overall)
Top Speed [km/h] (Section)	67.7 (800m)
Race State	Finished

DoombenProfessional

Race 8: U&U RECRUITMENT BENCHMARK 85 Handicap - 1110m

16 August 2025 - 15:54

Track Rating: Good 4, Weather: Fine, Rail Position: +0.5m Entire

BRISBANE RACING CLUB

Section	Overall	1000m	800m	600m	400m	200m
Section Times	1:05.20 [9] (0:08.27)	0:56.93 [3] (0:11.13)	0:45.80 [4] (0:11.13)	0:34.67 [5] (0:11.37)	0:23.30 [6] (0:11.18)	0:12.12 [6] (0:12.12)
Average Speed [km/h]	47.5	65.2	64.8	62.8	63.8	59.4
Top Speed [km/h]	67.3	67.4	67.7	64.8	65.2	63.4
Avg. Dist. to Rail [m]	2.4	0.5	0.4	1.4	3.0	0.6
Avg. Stride Freq. [Hz]	2.3	2.5	2.5	2.5	2.5	2.4
Avg. Stride Length [m]	5.6	7.3	7.1	7.0	7.2	6.9

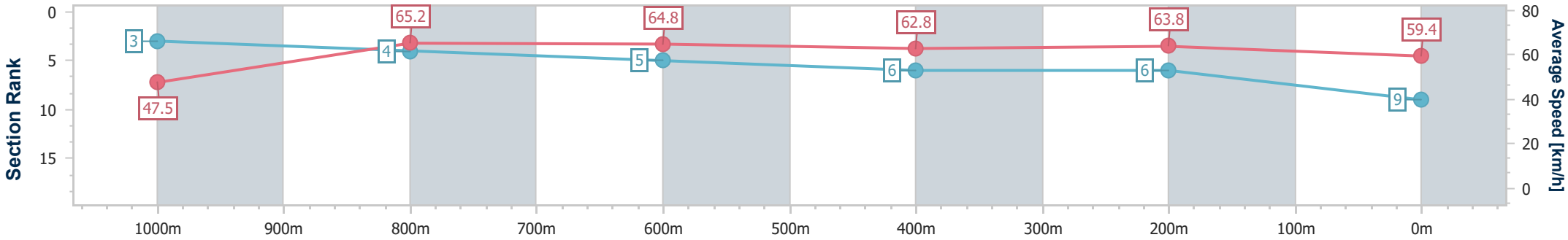

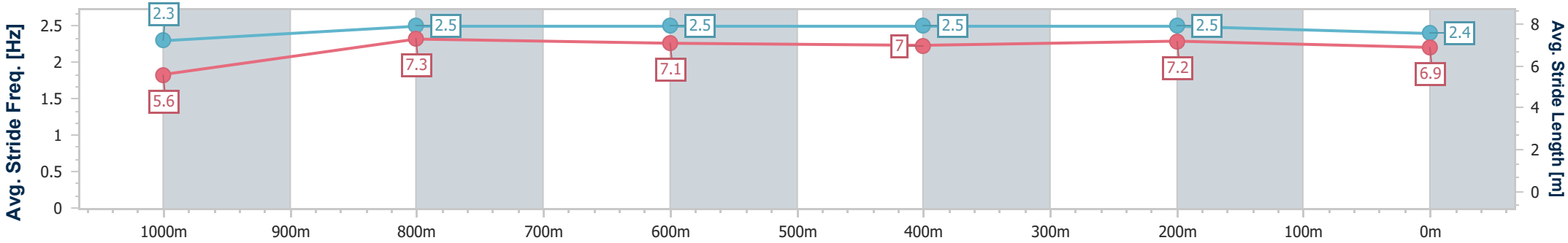

[ ]	Ranking at each section and finish
-:--.--	No data available at this section
NA	No data available

data processed by TRIPLESDATA

Horse/Jockey Name	Zoumeteor
Final Rank	10
Fastest Section Time (Section)	0:09.20 (Overall)
Top Speed [km/h] (Section)	68.5 (1000m)
Race State	Finished

TAB

DoombenProfessional

Race 8: U&U RECRUITMENT BENCHMARK 85 Handicap - 1110m

16 August 2025 - 15:54

Track Rating: Good 4, Weather: Fine, Rail Position: +0.5m Entire

BRISBANE RACING CLUB

Section	Overall	1000m	800m	600m	400m	200m
Section Times	1:05.46 [10] (0:09.20)	0:56.26 [10] (0:10.80)	0:45.46 [10] (0:11.21)	0:34.25 [10] (0:11.21)	0:23.04 [10] (0:11.01)	0:12.03 [10] (0:12.03)
Average Speed [km/h]	43.3	66.6	64.5	63.9	65.2	59.9
Top Speed [km/h]	64.7	68.5	65.9	64.8	66.9	64.3
Avg. Dist. to Rail [m]	5.7	1.7	0.4	0.7	0.6	1.4
Avg. Stride Freq. [Hz]	2.1	2.3	2.2	2.2	2.3	2.2
Avg. Stride Length [m]	5.5	7.9	8.1	8.0	7.8	7.4

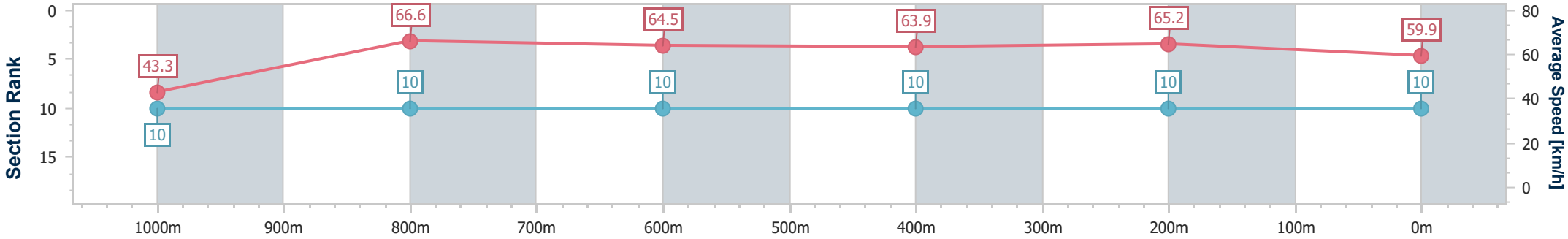

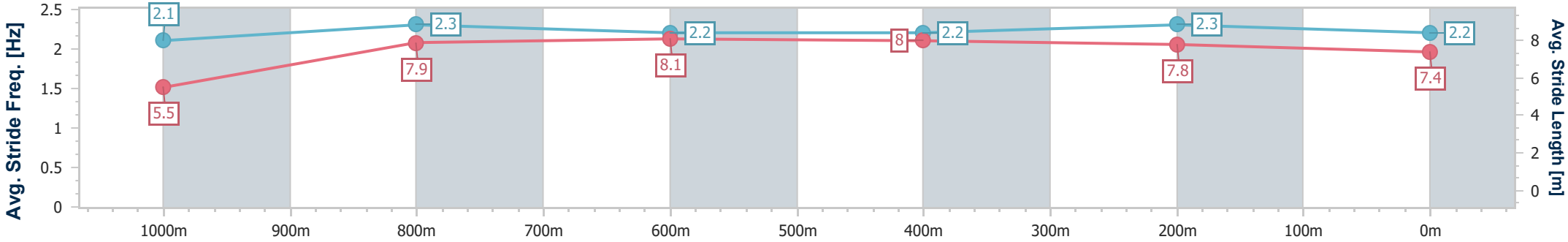

[ ]	Ranking at each section and finish
-:--.--	No data available at this section
NA	No data available

data processed by TRIPLESDATA

DoombenProfessional

Race 9: LADBROKES SRM IN MULTIS Colts, Geldings and Entires Class 6 Handicap - 1350m

16 August 2025 - 16:28

BRISBANE RACING CLUB

Track Rating: Good 4, Weather: Fine, Rail Position: +0.5m Entire

Section	Overall	1200m	1000m	800m	600m	400m	Last 600m
Field Times	1:18.86 (0:10.55)	1:08.31 (0:10.62)	0:57.69 (0:11.12)	0:46.57 (0:11.36)	0:35.21 (0:11.56)	0:23.65 (0:11.39)	0:35.21

Rank	TAB	Horse/Jockey	Barrier	Top Speed [km/h]	Fastest Section	Overall	1200m	1000m	800m	600m	400m	Last 600m	Distance Travelled [m]
1	4	SLIPPIN' JIMMY	3	69.2	0:10.55	1:18.86 [1]	1:08.23 [2]	0:57.68 [2]	0:46.57 [1]	0:35.21 [1]	0:23.65 [1]	0:35.21	
		Jace McMurray		1200m	1200m	(0:10.63)	(0:10.55)	(0:11.11)	(0:11.36)	(0:11.56)	(0:11.39)		
2	1	TALTARNI FIELDS	7	68.4	0:10.55	1:19.15 [2]	1:08.60 [1]	0:57.98 [1]	0:46.80 [2]	0:35.28 [2]	0:23.78 [3]	0:35.28	+5
		Corey Sutherland		1200m	Overall	(0:10.55)	(0:10.62)	(0:11.18)	(0:11.52)	(0:11.50)	(0:11.46)		
3	7	HIGH BLUE SEA	6	68.3	0:10.71	1:19.18 [3]	1:08.26 [3]	0:57.55 [4]	0:46.43 [6]	0:34.96 [5]	0:23.65 [4]	0:34.96	-3
		Tyler Schiller		1200m	1200m	(0:10.92)	(0:10.71)	(0:11.12)	(0:11.47)	(0:11.31)	(0:11.35)		
4	15	SECOND SUN	11	69.2	0:10.63	1:19.38 [4]	1:07.86 [8]	0:57.23 [8]	0:46.35 [10]	0:34.92 [8]	0:23.68 [7]	0:34.92	+9
		Damien Thornton		1200m	1200m	(0:11.52)	(0:10.63)	(0:10.88)	(0:11.43)	(0:11.24)	(0:11.47)		
5	2	BATTLEFIELD	9	69.4	0:10.61	1:19.40 [5]	1:07.85 [9]	0:57.24 [9]	0:46.40 [8]	0:34.78 [10]	0:23.43 [9]	0:34.78	+7
		Luke Dempsey		1200m	1200m	(0:11.55)	(0:10.61)	(0:10.84)	(0:11.62)	(0:11.35)	(0:11.31)		
6	10	BILLIONAIR BABY	2	68.7	0:10.75	1:19.62 [6]	1:08.51 [5]	0:57.76 [7]	0:46.85 [7]	0:35.32 [6]	0:23.98 [6]	0:35.32	+3
		Angela Jones		1000m	1200m	(0:11.11)	(0:10.75)	(0:10.91)	(0:11.53)	(0:11.34)	(0:11.47)		
7	9	REDZOUST	5	68.9	0:10.65	1:19.66 [7]	1:08.48 [7]	0:57.83 [6]	0:46.91 [5]	0:35.33 [7]	0:23.92 [8]	0:35.33	+7
		Ben Thompson		1200m	1200m	(0:11.18)	(0:10.65)	(0:10.92)	(0:11.58)	(0:11.41)	(0:11.48)		
8	14	THE EXTREME CAT	8	69.7	0:10.50	1:19.76 [8]	1:08.60 [6]	0:58.10 [5]	0:47.19 [4]	0:35.67 [4]	0:24.23 [5]	0:35.67	+9
		Cejay Graham		1200m	1200m	(0:11.16)	(0:10.50)	(0:10.91)	(0:11.52)	(0:11.44)	(0:11.51)		
9	8	LITTLE BEGINNINGS	13	68.4	0:10.36	1:20.16 [9]	1:09.08 [4]	0:58.72 [3]	0:47.64 [3]	0:36.21 [3]	0:24.84 [2]	0:36.21	+5
		Andrew Mallyon		1200m	1200m	(0:11.08)	(0:10.36)	(0:11.08)	(0:11.43)	(0:11.37)	(0:11.64)		
10	11	PRIME ASSET	1	68.6	0:10.59	1:20.41 [10]	1:08.78 [10]	0:58.19 [10]	0:47.39 [9]	0:35.85 [9]	0:24.24 [10]	0:35.85	+4
		Siobhan Rutledge		1200m	1200m	(0:11.63)	(0:10.59)	(0:10.80)	(0:11.54)	(0:11.61)	(0:11.67)		

Scratched: Battleton (#5), Starman (#13), Dream Hour (#3), Tonneofgrit (#6), Poseidon Ruler (#16), Russian Sub (#12)

[ ]	Ranking at each section and finish	SCN	Saddle cloth number
-:--.--	No data available at this section	DNF	Did not finish
NA	No data available	DNT	Did not track

data processed by TRIPLESDATA

DoombenProfessional

Race 9: LADBROKES SRM IN MULTIS Colts, Geldings and Entires Class 6 Handicap - 1350m

16 August 2025 - 16:28

BRISBANE RACING CLUB

Track Rating: Good 4, Weather: Fine, Rail Position: +0.5m Entire

Section	200m	Last 600m
Field Times	0:12.26 (0:12.26)	0:35.21

Rank	TAB	Horse/Jockey	Barrier	Top Speed [km/h]	Fastest Section		Margin		Distance Travelled [m]
1	4	**SLIPPIN' JIMMY**	3	69.2	0:10.55	0:12.26 [1]	1:18.86	0:35.21	
		Jace McMurray		1200m	1200m	(0:12.26)			
2	1	**TALTARNI FIELDS**	7	68.4	0:10.55	0:12.32 [2]	1.72L	0:35.28	+5
		Corey Sutherland		1200m	Overall	(0:12.32)			
3	7	**HIGH BLUE SEA**	6	68.3	0:10.71	0:12.30 [3]	1.92L	0:34.96	-3
		Tyler Schiller		1200m	1200m	(0:12.30)			
4	15	**SECOND SUN**	11	69.2	0:10.63	0:12.21 [7]	3.1L	0:34.92	+9
		Damien Thornton		1200m	1200m	(0:12.21)			
5	2	**BATTLEFIELD**	9	69.4	0:10.61	0:12.12 [9]	3.2L	0:34.78	+7
		Luke Dempsey		1200m	1200m	(0:12.12)			
6	10	**BILLIONAIR BABY**	2	68.7	0:10.75	0:12.51 [6]	4.5L	0:35.32	+3
		Angela Jones		1000m	1200m	(0:12.51)			
7	9	**REDZOUST**	5	68.9	0:10.65	0:12.44 [8]	4.73L	0:35.33	+7
		Ben Thompson		1200m	1200m	(0:12.44)			
8	14	**THE EXTREME CAT**	8	69.7	0:10.50	0:12.72 [5]	5.29L	0:35.67	+9
		Cejay Graham		1200m	1200m	(0:12.72)			
9	8	**LITTLE BEGINNINGS**	13	68.4	0:10.36	0:13.20 [4]	7.65L	0:36.21	+5
		Andrew Mallyon		1200m	1200m	(0:13.20)			
10	11	**PRIME ASSET**	1	68.6	0:10.59	0:12.57 [10]	9.16L	0:35.85	+4
		Siobhan Rutledge		1200m	1200m	(0:12.57)			

Scratched: Battleton (#5), Starman (#13), Dream Hour (#3), Tonneofgrit (#6), Poseidon Ruler (#16), Russian Sub (#12)

[ ]	Ranking at each section and finish	SCN	Saddle cloth number
-:--.--	No data available at this section	DNF	Did not finish
NA	No data available	DNT	Did not track

data processed by TRIPLESDATA

Horse/Jockey Name	Slippin' Jimmy
Final Rank	1
Fastest Section Time (Section)	0:10.55 (1200m)
Top Speed [km/h] (Section)	69.2 (1200m)
Race State	Finished

DoombenProfessional

Race 9: LADBROKES SRM IN MULTIS Colts, Geldings and Entires Class 6 Handicap - 1350m

16 August 2025 - 16:28

Track Rating: Good 4, Weather: Fine, Rail Position: +0.5m Entire

BRISBANE RACING CLUB

Section	Overall	1200m	1000m	800m	600m	400m	200m
Section Times	1:18.86 [1] (0:10.63)	1:08.23 [2] (0:10.55)	0:57.68 [2] (0:11.11)	0:46.57 [1] (0:11.36)	0:35.21 [1] (0:11.56)	0:23.65 [1] (0:11.39)	0:12.26 [1] (0:12.26)
Average Speed [km/h]	50.8	68.2	64.7	62.9	61.6	62.9	58.9
Top Speed [km/h]	66.9	69.2	66.6	63.8	63.2	63.9	62.1
Avg. Dist. to Rail [m]	4.0	0.7	0.2	1.1	1.8	1.5	1.1
Avg. Stride Freq. [Hz]	2.3	2.3	2.4	2.4	2.2	2.4	2.3
Avg. Stride Length [m]	6.0	8.3	7.5	7.5	7.7	7.2	7.1

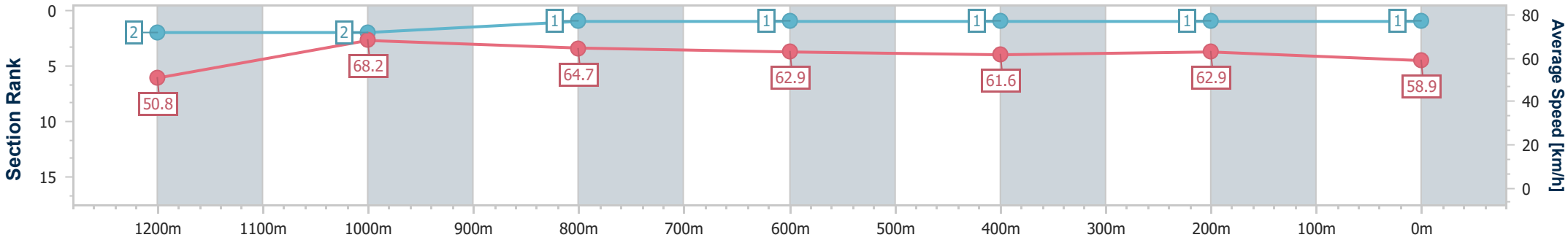

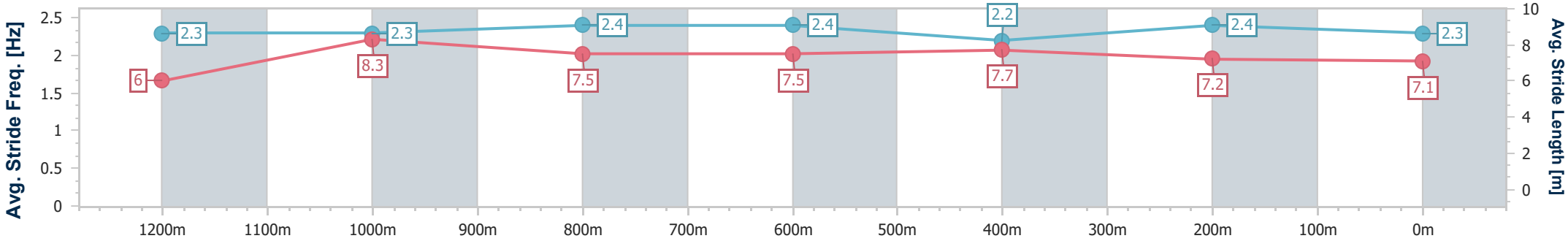

[ ]	Ranking at each section and finish
-:--.--	No data available at this section
NA	No data available

data processed by TRIPLESDATA

Horse/Jockey Name	Taltarni Fields
Final Rank	2
Fastest Section Time (Section)	0:10.55 (Overall)
Top Speed [km/h] (Section)	68.4 (1200m)
Race State	Finished

TAB

DoombenProfessional

Race 9: LADBROKES SRM IN MULTIS Colts, Geldings and Entires Class 6 Handicap - 1350m

16 August 2025 - 16:28

Track Rating: Good 4, Weather: Fine, Rail Position: +0.5m Entire

BRISBANE RACING CLUB

Section	Overall	1200m	1000m	800m	600m	400m	200m
Section Times	1:19.15 [2] (0:10.55)	1:08.60 [1] (0:10.62)	0:57.98 [1] (0:11.18)	0:46.80 [2] (0:11.52)	0:35.28 [2] (0:11.50)	0:23.78 [3] (0:11.46)	0:12.32 [2] (0:12.32)
Average Speed [km/h]	51.2	68.0	64.6	62.7	62.5	62.7	58.5
Top Speed [km/h]	67.0	68.4	66.9	64.4	64.0	64.6	62.3
Avg. Dist. to Rail [m]	7.2	2.2	1.3	0.9	0.7	0.7	1.7
Avg. Stride Freq. [Hz]	2.3	2.5	2.4	2.4	2.4	2.4	2.4
Avg. Stride Length [m]	6.2	7.6	7.6	7.4	7.3	7.3	6.9

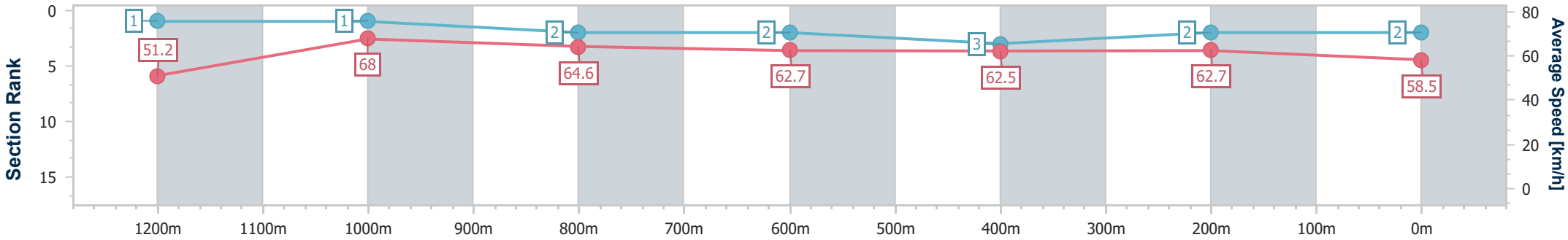

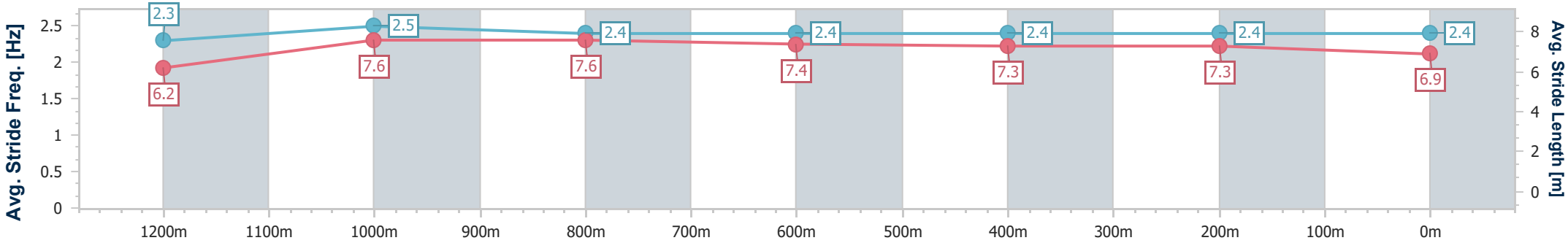

[ ]	Ranking at each section and finish
-:--.--	No data available at this section
NA	No data available

data processed by TRIPLESDATA

Horse/Jockey Name	High Blue Sea
Final Rank	3
Fastest Section Time (Section)	0:10.71 (1200m)
Top Speed [km/h] (Section)	68.3 (1200m)
Race State	Finished

DoombenProfessional

Race 9: LADBROKES SRM IN MULTIS Colts, Geldings and Entires Class 6 Handicap - 1350m

16 August 2025 - 16:28

Track Rating: Good 4, Weather: Fine, Rail Position: +0.5m Entire

BRISBANE RACING CLUB

Section	Overall	1200m	1000m	800m	600m	400m	200m
Section Times	1:19.18 [3] (0:10.92)	1:08.26 [3] (0:10.71)	0:57.55 [4] (0:11.12)	0:46.43 [6] (0:11.47)	0:34.96 [5] (0:11.31)	0:23.65 [4] (0:11.35)	0:12.30 [3] (0:12.30)
Average Speed [km/h]	49.7	67.2	64.6	62.3	62.3	62.9	58.5
Top Speed [km/h]	65.4	68.3	67.1	63.2	64.0	64.6	61.8
Avg. Dist. to Rail [m]	5.9	2.0	0.4	2.0	3.4	3.5	1.8
Avg. Stride Freq. [Hz]	2.2	2.4	2.4	2.4	2.4	2.4	2.3
Avg. Stride Length [m]	6.1	7.5	7.5	7.3	7.2	7.2	7.2

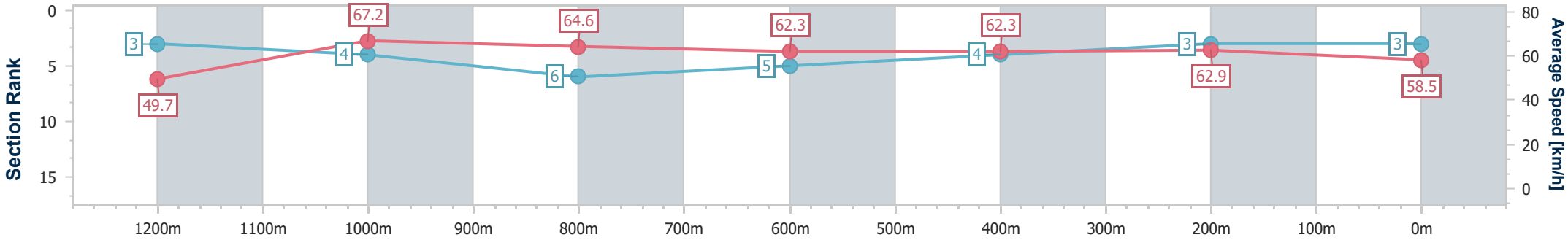

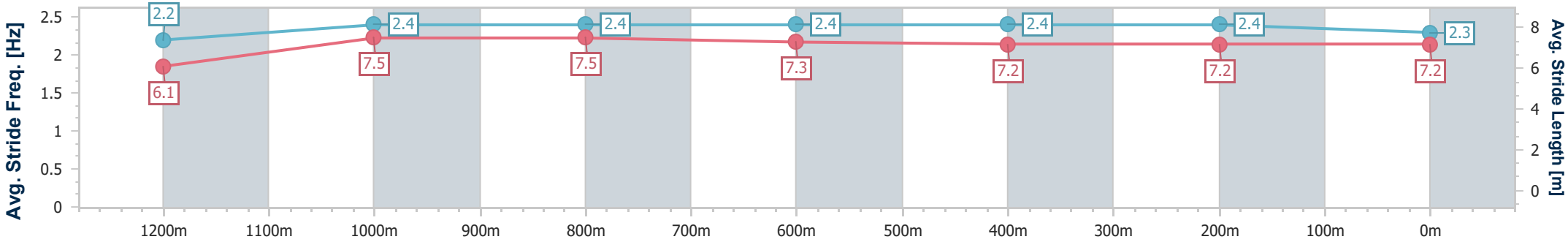

[ ]	Ranking at each section and finish
-:--.--	No data available at this section
NA	No data available

data processed by TRIPLESDATA

Horse/Jockey Name	Second Sun
Final Rank	4
Fastest Section Time (Section)	0:10.63 (1200m)
Top Speed [km/h] (Section)	69.2 (1200m)
Race State	Finished

DoombenProfessional

Race 9: LADBROKES SRM IN MULTIS Colts, Geldings and Entires Class 6 Handicap - 1350m

16 August 2025 - 16:28

Track Rating: Good 4, Weather: Fine, Rail Position: +0.5m Entire

BRISBANE RACING CLUB

Section	Overall	1200m	1000m	800m	600m	400m	200m
Section Times	1:19.38 [4] (0:11.52)	1:07.86 [8] (0:10.63)	0:57.23 [8] (0:10.88)	0:46.35 [10] (0:11.43)	0:34.92 [8] (0:11.24)	0:23.68 [7] (0:11.47)	0:12.21 [7] (0:12.21)
Average Speed [km/h]	46.9	67.9	66.6	63.8	64.0	63.1	58.9
Top Speed [km/h]	64.6	69.2	68.1	66.4	66.3	63.7	61.4
Avg. Dist. to Rail [m]	9.7	3.0	3.3	2.0	0.5	2.3	5.9
Avg. Stride Freq. [Hz]	2.1	2.3	2.3	2.2	2.2	2.3	2.2
Avg. Stride Length [m]	6.1	8.0	7.9	7.8	7.3	7.4	7.4

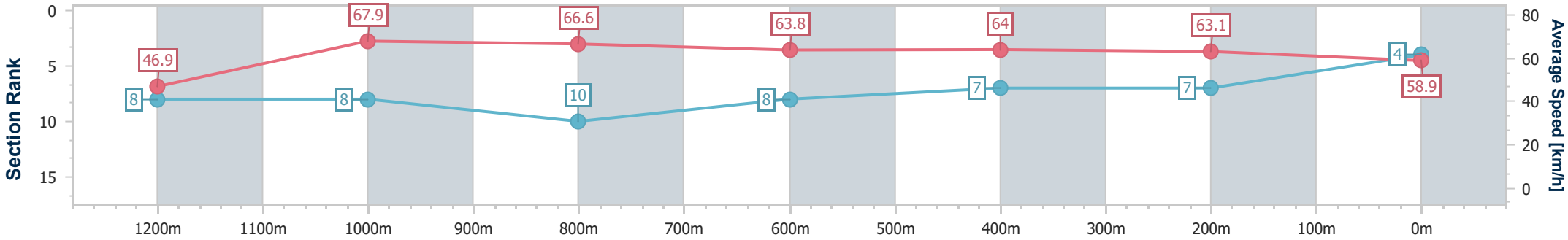

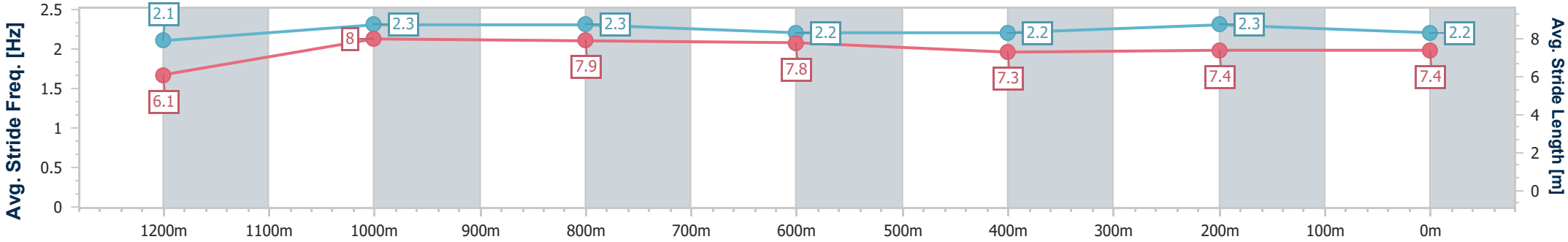

[ ]	Ranking at each section and finish
-:--.--	No data available at this section
NA	No data available

data processed by TRIPLESDATA

Horse/Jockey Name	Battlefield
Final Rank	5
Fastest Section Time (Section)	0:10.61 (1200m)
Top Speed [km/h] (Section)	69.4 (1200m)
Race State	Finished

DoombenProfessional

Race 9: LADBROKES SRM IN MULTIS Colts, Geldings and Entires Class 6 Handicap - 1350m

16 August 2025 - 16:28

Track Rating: Good 4, Weather: Fine, Rail Position: +0.5m Entire

BRISBANE RACING CLUB

Section	Overall	1200m	1000m	800m	600m	400m	200m
Section Times	1:19.40 [5] (0:11.55)	1:07.85 [9] (0:10.61)	0:57.24 [9] (0:10.84)	0:46.40 [8] (0:11.62)	0:34.78 [10] (0:11.35)	0:23.43 [9] (0:11.31)	0:12.12 [9] (0:12.12)
Average Speed [km/h]	47.0	67.7	66.8	62.1	63.6	64.1	59.2
Top Speed [km/h]	64.9	69.4	68.6	64.0	64.6	64.9	63.8
Avg. Dist. to Rail [m]	7.5	1.8	1.5	1.0	0.5	3.9	8.6
Avg. Stride Freq. [Hz]	2.2	2.5	2.4	2.4	2.4	2.4	2.4
Avg. Stride Length [m]	5.8	7.6	7.6	7.2	7.3	7.2	6.9

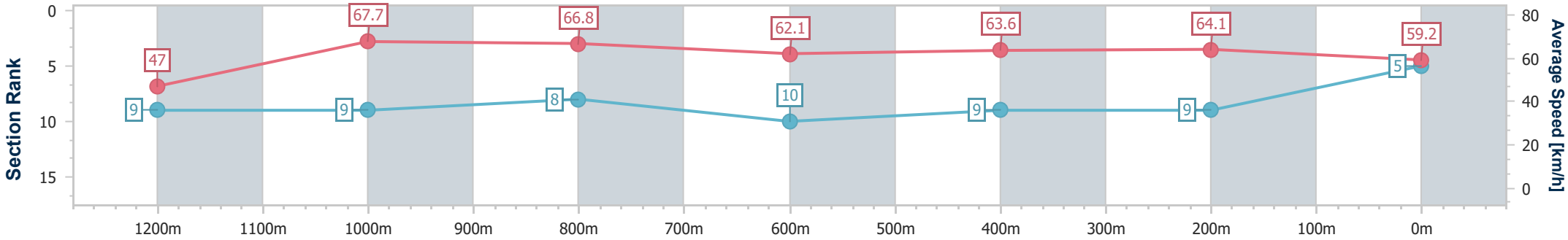

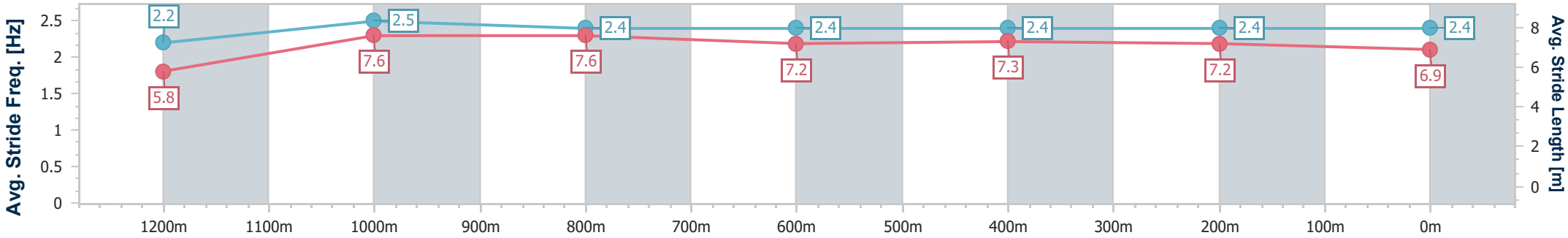

[ ]	Ranking at each section and finish
-:--.--	No data available at this section
NA	No data available

data processed by TRIPLESDATA

Horse/Jockey Name	Billionair Baby
Final Rank	6
Fastest Section Time (Section)	0:10.75 (1200m)
Top Speed [km/h] (Section)	68.7 (1000m)
Race State	Finished

DoombenProfessional

Race 9: LADBROKES SRM IN MULTIS Colts, Geldings and Entires Class 6 Handicap - 1350m

16 August 2025 - 16:28

Track Rating: Good 4, Weather: Fine, Rail Position: +0.5m Entire

BRISBANE RACING CLUB

Section	Overall	1200m	1000m	800m	600m	400m	200m
Section Times	1:19.62 [6] (0:11.11)	1:08.51 [5] (0:10.75)	0:57.76 [7] (0:10.91)	0:46.85 [7] (0:11.53)	0:35.32 [6] (0:11.34)	0:23.98 [6] (0:11.47)	0:12.51 [6] (0:12.51)
Average Speed [km/h]	48.5	67.1	66.0	62.5	63.1	62.4	57.7
Top Speed [km/h]	66.5	68.1	68.7	63.9	63.9	64.0	61.7
Avg. Dist. to Rail [m]	3.2	1.1	0.5	0.4	1.1	1.0	0.7
Avg. Stride Freq. [Hz]	2.3	2.3	2.3	2.3	2.3	2.3	2.3
Avg. Stride Length [m]	5.9	8.0	7.9	7.6	7.7	7.4	7.0

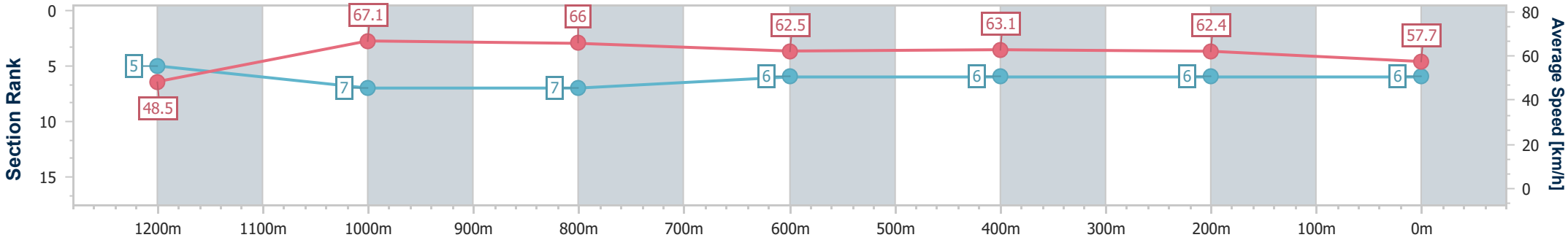

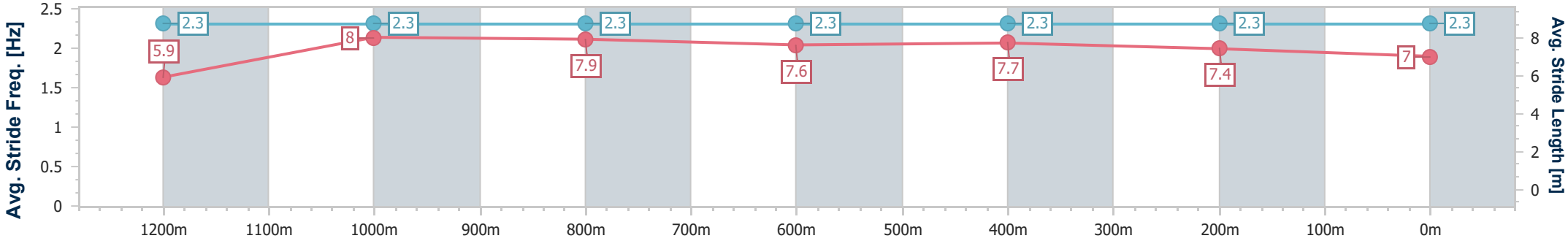

[ ]	Ranking at each section and finish
-:--.--	No data available at this section
NA	No data available

data processed by TRIPLESDATA

Horse/Jockey Name	Redzoust
Final Rank	7
Fastest Section Time (Section)	0:10.65 (1200m)
Top Speed [km/h] (Section)	68.9 (1200m)
Race State	Finished

TAB

DoombenProfessional

Race 9: LADBROKES SRM IN MULTIS Colts, Geldings and Entires Class 6 Handicap - 1350m

16 August 2025 - 16:28

Track Rating: Good 4, Weather: Fine, Rail Position: +0.5m Entire

BRISBANE RACING CLUB

Section	Overall	1200m	1000m	800m	600m	400m	200m
Section Times	1:19.66 [7] (0:11.18)	1:08.48 [7] (0:10.65)	0:57.83 [6] (0:10.92)	0:46.91 [5] (0:11.58)	0:35.33 [7] (0:11.41)	0:23.92 [8] (0:11.48)	0:12.44 [8] (0:12.44)
Average Speed [km/h]	48.5	67.6	66.1	62.4	63.4	62.8	57.9
Top Speed [km/h]	65.6	68.9	68.0	63.9	64.3	63.4	61.3
Avg. Dist. to Rail [m]	4.7	2.1	1.6	1.3	0.8	1.5	5.1
Avg. Stride Freq. [Hz]	2.3	2.4	2.4	2.3	2.4	2.4	2.3
Avg. Stride Length [m]	5.8	7.6	7.6	7.4	7.3	7.4	7.0

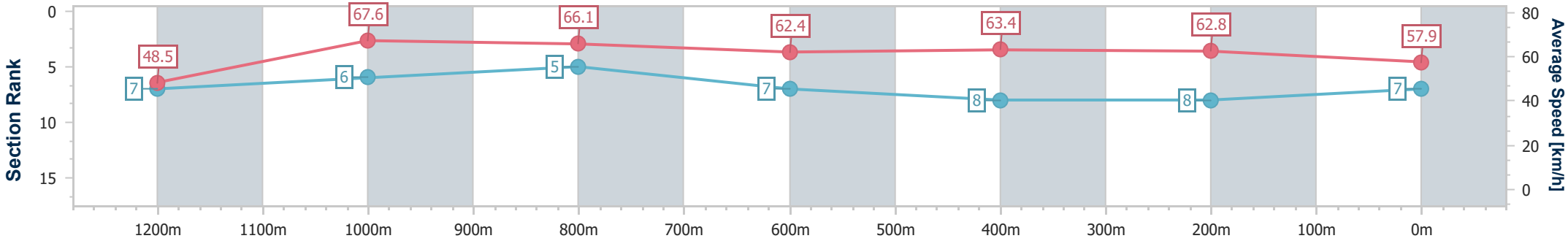

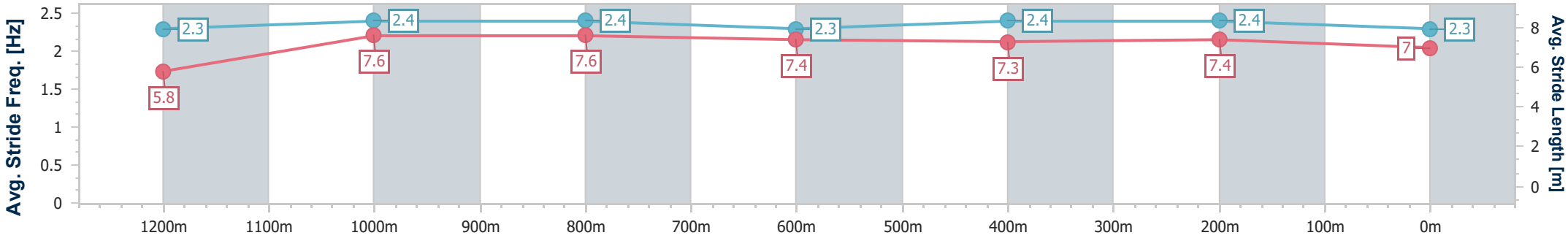

[ ]	Ranking at each section and finish
-:--.--	No data available at this section
NA	No data available

data processed by TRIPLESDATA

Horse/Jockey Name	The Extreme Cat
Final Rank	8
Fastest Section Time (Section)	0:10.50 (1200m)
Top Speed [km/h] (Section)	69.7 (1200m)
Race State	Finished

TAB

DoombenProfessional

Race 9: LADBROKES SRM IN MULTIS Colts, Geldings and Entires Class 6 Handicap - 1350m

16 August 2025 - 16:28

Track Rating: Good 4, Weather: Fine, Rail Position: +0.5m Entire

BRISBANE RACING CLUB

Section	Overall	1200m	1000m	800m	600m	400m	200m
Section Times	1:19.76 [8] (0:11.16)	1:08.60 [6] (0:10.50)	0:58.10 [5] (0:10.91)	0:47.19 [4] (0:11.52)	0:35.67 [4] (0:11.44)	0:24.23 [5] (0:11.51)	0:12.72 [5] (0:12.72)
Average Speed [km/h]	48.5	68.7	66.7	64.1	64.5	62.8	56.5
Top Speed [km/h]	65.7	69.7	69.6	64.6	65.0	63.7	61.0
Avg. Dist. to Rail [m]	7.0	3.9	4.8	5.0	4.2	2.6	4.1
Avg. Stride Freq. [Hz]	2.2	2.4	2.4	2.3	2.4	2.4	2.3
Avg. Stride Length [m]	6.1	7.2	7.4	7.3	7.1	7.1	6.9

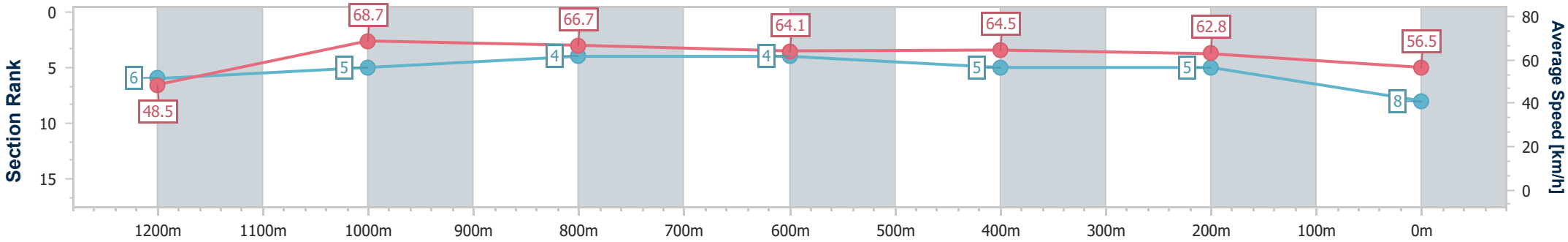

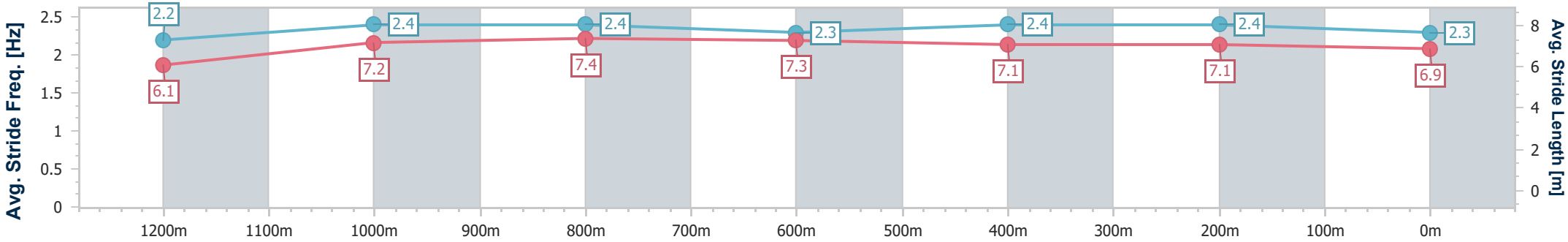

[ ]	Ranking at each section and finish
-:--.--	No data available at this section
NA	No data available

data processed by TRIPLESDATA

Horse/Jockey Name	Little Beginnings
Final Rank	9
Fastest Section Time (Section)	0:10.36 (1200m)
Top Speed [km/h] (Section)	68.4 (1200m)
Race State	Finished

DoombenProfessional

Race 9: LADBROKES SRM IN MULTIS Colts, Geldings and Entires Class 6 Handicap - 1350m

16 August 2025 - 16:28

Track Rating: Good 4, Weather: Fine, Rail Position: +0.5m Entire

BRISBANE RACING CLUB

Section	Overall	1200m	1000m	800m	600m	400m	200m
Section Times	1:20.16 [9] (0:11.08)	1:09.08 [4] (0:10.36)	0:58.72 [3] (0:11.08)	0:47.64 [3] (0:11.43)	0:36.21 [3] (0:11.37)	0:24.84 [2] (0:11.64)	0:13.20 [4] (0:13.20)
Average Speed [km/h]	48.9	69.6	65.4	62.8	63.2	61.7	54.6
Top Speed [km/h]	67.5	68.4	67.9	64.3	64.4	62.8	59.8
Avg. Dist. to Rail [m]	10.7	2.8	1.4	0.4	0.5	0.7	2.0
Avg. Stride Freq. [Hz]	2.2	2.4	2.3	2.3	2.4	2.3	2.2
Avg. Stride Length [m]	5.9	7.6	7.6	7.4	7.2	7.2	7.0

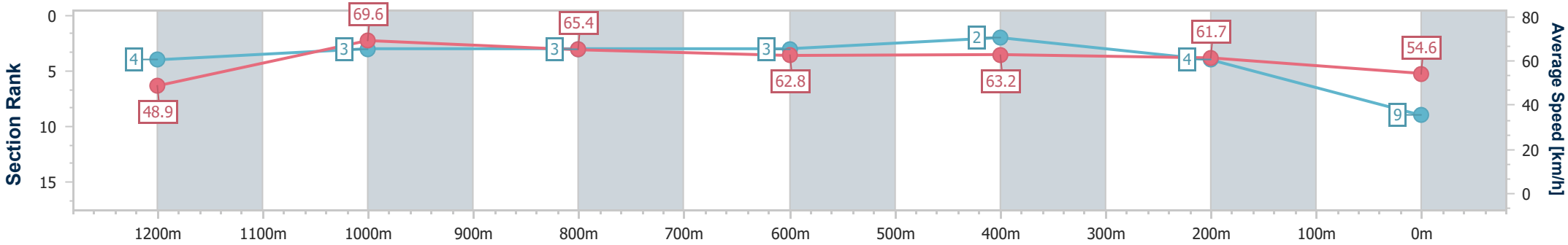

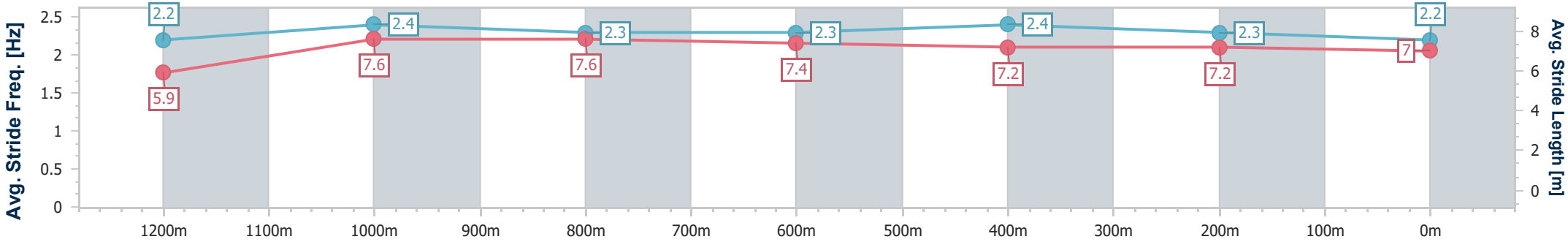

[ ]	Ranking at each section and finish
-:--.--	No data available at this section
NA	No data available

data processed by TRIPLESDATA

Horse/Jockey Name	Prime Asset
Final Rank	10
Fastest Section Time (Section)	0:10.59 (1200m)
Top Speed [km/h] (Section)	68.6 (1200m)
Race State	Finished

TAB

DoombenProfessional

Race 9: LADBROKES SRM IN MULTIS Colts, Geldings and Entires Class 6 Handicap - 1350m

16 August 2025 - 16:28

Track Rating: Good 4, Weather: Fine, Rail Position: +0.5m Entire

BRISBANE RACING CLUB

Section	Overall	1200m	1000m	800m	600m	400m	200m
Section Times	1:20.41 [10] (0:11.63)	1:08.78 [10] (0:10.59)	0:58.19 [10] (0:10.80)	0:47.39 [9] (0:11.54)	0:35.85 [9] (0:11.61)	0:24.24 [10] (0:11.67)	0:12.57 [10] (0:12.57)
Average Speed [km/h]	46.5	67.7	66.8	62.4	62.1	61.6	57.4
Top Speed [km/h]	66.4	68.6	68.0	64.1	63.5	62.4	61.0
Avg. Dist. to Rail [m]	3.3	0.7	0.4	0.3	0.5	2.7	5.5
Avg. Stride Freq. [Hz]	2.1	2.4	2.3	2.3	2.3	2.3	2.2
Avg. Stride Length [m]	6.0	7.2	7.5	7.0	7.0	6.9	7.1

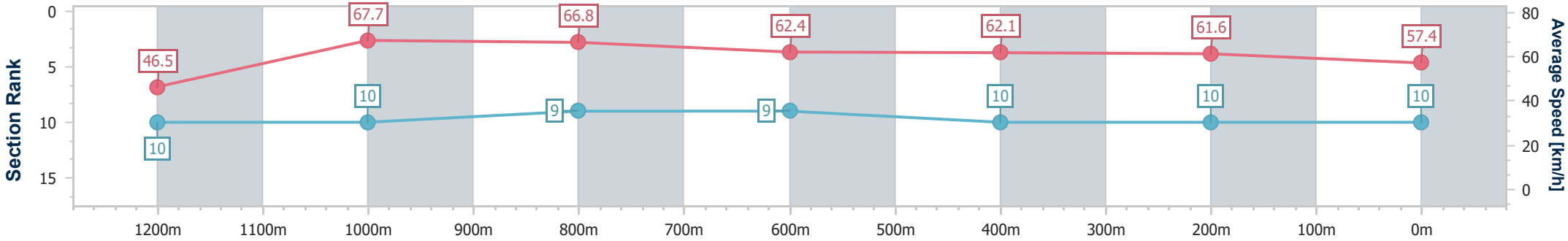

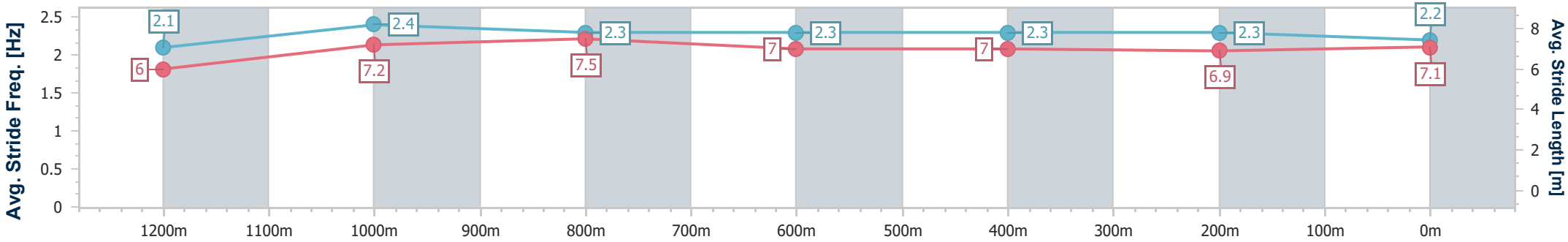

[ ]	Ranking at each section and finish
-:--.--	No data available at this section
NA	No data available

data processed by TRIPLESDATA