Eagle FarmProfessional

Race 1: BECOME A BRC MEMBER BENCHMARK 90 Handicap - 1000m

23 August 2025 - 11:49

BRISBANE RACING CLUB

Track Rating: Soft 5, Weather: Fine, Rail Position: +7m Entire

Section	Overall	800m	600m	400m	200m	Last 600m
Field Times	0:57.87 (0:13.22)	0:44.65 (0:10.81)	0:33.84 (0:10.95)	0:22.89 (0:11.08)	0:11.81 (0:11.81)	0:33.84

Rank	TAB	Horse/Jockey	Barrier	Top Speed [km/h]	Fastest Section	Overall	800m	600m	400m	200m	Margin	Last 600m	Distance Travelled [m]
1	3	**PARTY FOR TWO**	3	68.5	0:10.82	0:57.87 [1]	0:44.65 [1]	0:33.83 [2]	0:22.72 [2]	0:11.81 [1]	0:57.87	0:33.83	
		Emily Lang		Overall	800m	(0:13.22)	(0:10.82)	(0:11.11)	(0:10.91)	(0:11.81)			
2	4	**FRILLED**	4	67.9	0:10.80	0:57.88 [2]	0:44.16 [5]	0:33.36 [5]	0:22.51 [4]	0:11.64 [4]	0.07L	0:33.36	-2
		Ben Thompson		800m	800m	(0:13.72)	(0:10.80)	(0:10.85)	(0:10.87)	(0:11.64)			
3	7	**SIMBU**	1	67.3	0:10.93	0:58.07 [3]	0:44.64 [3]	0:33.71 [4]	0:22.64 [6]	0:11.69 [5]	1.23L	0:33.71	-2
		Angela Jones		800m	800m	(0:13.43)	(0:10.93)	(0:11.07)	(0:10.95)	(0:11.69)			
4	5	**MR GALAZI**	6	68.4	0:10.68	0:58.09 [4]	0:44.74 [2]	0:34.06 [1]	0:23.11 [1]	0:12.02 [2]	1.35L	0:34.06	-5
		Georgina Cartwright		800m	800m	(0:13.35)	(0:10.68)	(0:10.95)	(0:11.09)	(0:12.02)			
5	6	**BUNDEENA**	2	68.9	0:10.71	0:58.17 [5]	0:44.58 [4]	0:33.87 [3]	0:22.94 [3]	0:11.93 [3]	1.76L	0:33.87	+0
		Cejay Graham		800m	800m	(0:13.59)	(0:10.71)	(0:10.93)	(0:11.01)	(0:11.93)			
6	1	**KA BLING**	7	69.0	0:10.67	0:58.52 [6]	0:44.65 [6]	0:33.98 [6]	0:23.12 [5]	0:12.04 [6]	3.86L	0:33.98	+3
		Jace McMurray		800m	800m	(0:13.87)	(0:10.67)	(0:10.86)	(0:11.08)	(0:12.04)			

Scratched: Hi Dubai (#2)

[ ]	Ranking at each section and finish	**SCN**	Saddle cloth number
-:--.--	No data available at this section	**DNF**	Did not finish
NA	No data available	**DNT**	Did not track

data processed by TRIPLESDATA

Horse/Jockey Name	Party For Two
Final Rank	1
Fastest Section Time (Section)	0:10.82 (800m)
Top Speed [km/h] (Section)	68.5 (Overall)
Race State	Finished

TAB

Eagle FarmProfessional

Race 1: BECOME A BRC MEMBER BENCHMARK 90 Handicap - 1000m

23 August 2025 - 11:49

Track Rating: Soft 5, Weather: Fine, Rail Position: +7m Entire

BRISBANE RACING CLUB

Section	Overall	800m	600m	400m	200m
Section Times	0:57.87 [1] (0:13.22)	0:44.65 [1] (0:10.82)	0:33.83 [2] (0:11.11)	0:22.72 [2] (0:10.91)	0:11.81 [1] (0:11.81)
Average Speed [km/h]	54.8	66.7	65.6	66.2	61.0
Top Speed [km/h]	68.5	68.4	66.7	66.7	64.1
Avg. Dist. to Rail [m]	3.1	0.9	2.7	1.4	1.1
Avg. Stride Freq. [Hz]	2.4	2.5	2.5	2.5	2.4
Avg. Stride Length [m]	6.4	7.3	7.3	7.4	7.1

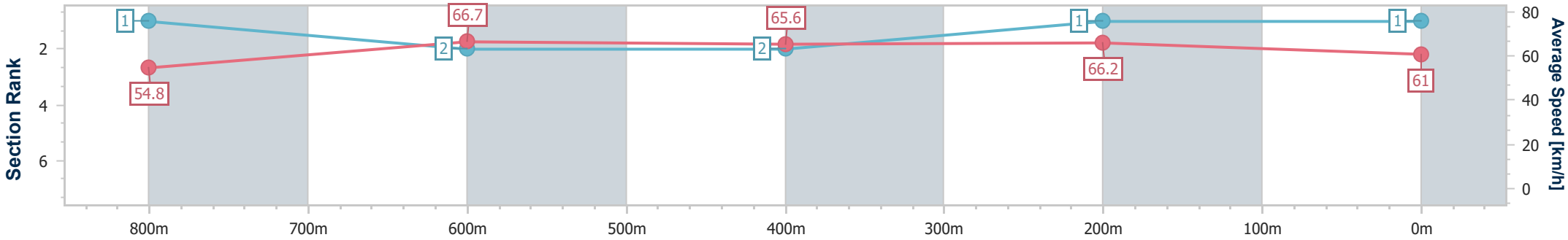

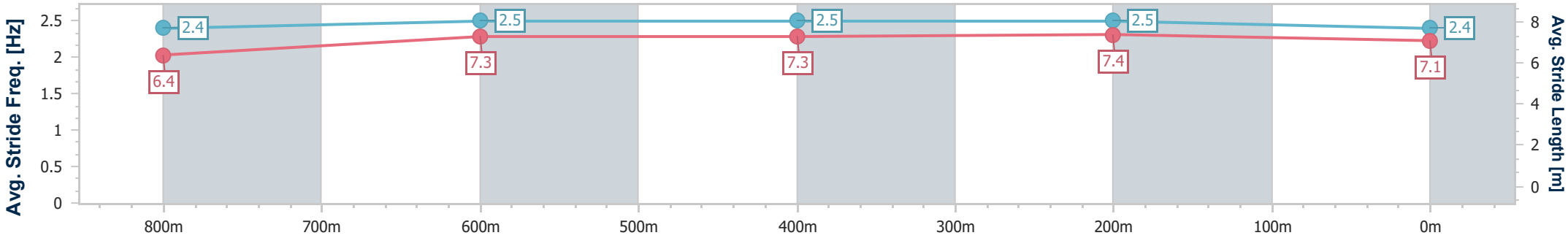

[ ]	Ranking at each section and finish
-:--.--	No data available at this section
NA	No data available

data processed by TRIPLESDATA

Horse/Jockey Name	Frilled
Final Rank	2
Fastest Section Time (Section)	0:10.80 (800m)
Top Speed [km/h] (Section)	67.9 (800m)
Race State	Finished

TAB

Eagle FarmProfessional

Race 1: BECOME A BRC MEMBER BENCHMARK 90 Handicap - 1000m

23 August 2025 - 11:49

Track Rating: Soft 5, Weather: Fine, Rail Position: +7m Entire

BRISBANE RACING CLUB

Section	Overall	800m	600m	400m	200m
Section Times	0:57.88 [2] (0:13.72)	0:44.16 [5] (0:10.80)	0:33.36 [5] (0:10.85)	0:22.51 [4] (0:10.87)	0:11.64 [4] (0:11.64)
Average Speed [km/h]	52.8	67.2	66.5	66.4	61.6
Top Speed [km/h]	66.5	67.9	67.7	66.6	66.0
Avg. Dist. to Rail [m]	3.9	1.4	0.8	2.7	1.7
Avg. Stride Freq. [Hz]	2.2	2.4	2.4	2.4	2.4
Avg. Stride Length [m]	6.6	7.7	7.7	7.6	7.2

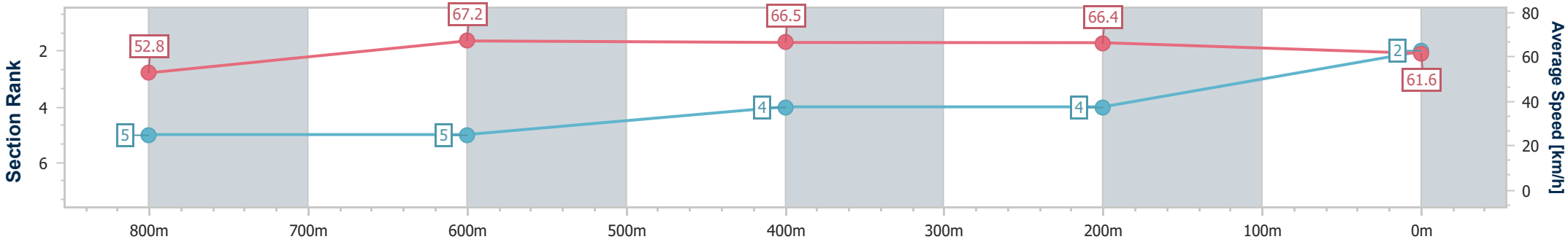

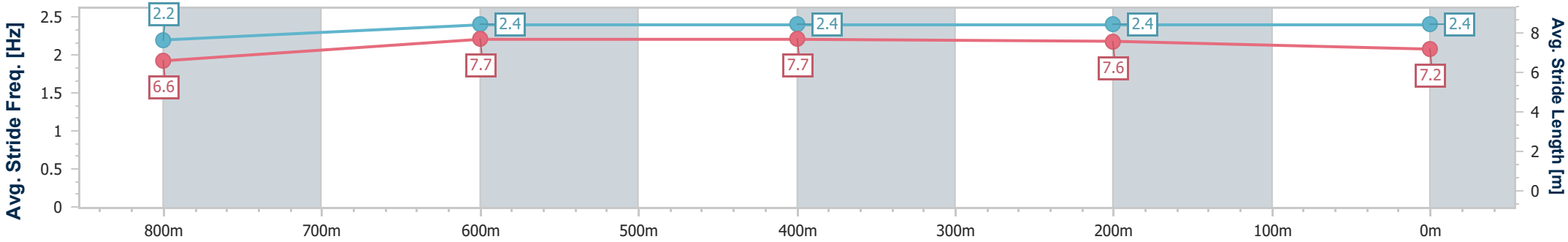

[ ]	Ranking at each section and finish
-:--.--	No data available at this section
NA	No data available

data processed by TRIPLESDATA

Horse/Jockey Name	Simbu
Final Rank	3
Fastest Section Time (Section)	0:10.93 (800m)
Top Speed [km/h] (Section)	67.3 (800m)
Race State	Finished

TAB

Eagle FarmProfessional

Race 1: BECOME A BRC MEMBER BENCHMARK 90 Handicap - 1000m

23 August 2025 - 11:49

Track Rating: Soft 5, Weather: Fine, Rail Position: +7m Entire

BRISBANE RACING CLUB

Section	Overall	800m	600m	400m	200m
Section Times	0:58.07 [3] (0:13.43)	0:44.64 [3] (0:10.93)	0:33.71 [4] (0:11.07)	0:22.64 [6] (0:10.95)	0:11.69 [5] (0:11.69)
Average Speed [km/h]	53.7	66.4	65.7	65.8	61.4
Top Speed [km/h]	67.1	67.3	66.5	66.9	64.1
Avg. Dist. to Rail [m]	1.2	1.8	1.6	1.6	0.8
Avg. Stride Freq. [Hz]	2.4	2.4	2.4	2.4	2.4
Avg. Stride Length [m]	6.2	7.6	7.6	7.5	7.1

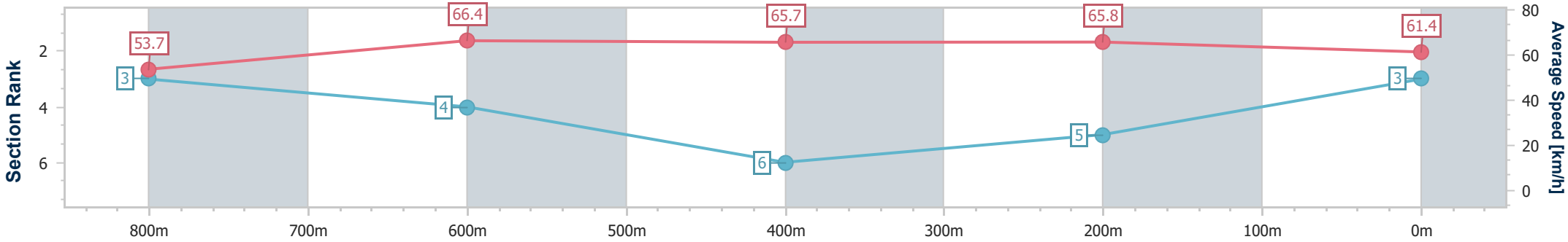

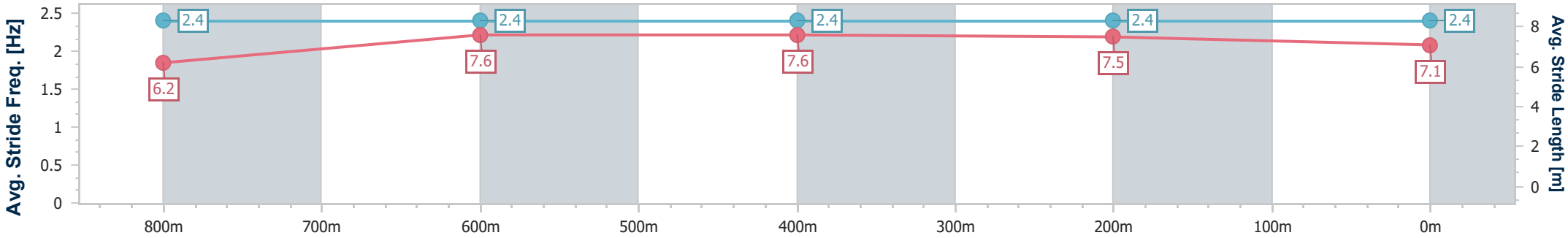

[ ]	Ranking at each section and finish
-:--.--	No data available at this section
NA	No data available

data processed by TRIPLESDATA

Horse/Jockey Name	Mr Galazi
Final Rank	4
Fastest Section Time (Section)	0:10.68 (800m)
Top Speed [km/h] (Section)	68.4 (800m)
Race State	Finished

TAB

Eagle FarmProfessional

Race 1: BECOME A BRC MEMBER BENCHMARK 90 Handicap - 1000m

23 August 2025 - 11:49

Track Rating: Soft 5, Weather: Fine, Rail Position: +7m Entire

BRISBANE RACING CLUB

Section	Overall	800m	600m	400m	200m
Section Times	0:58.09 [4] (0:13.35)	0:44.74 [2] (0:10.68)	0:34.06 [1] (0:10.95)	0:23.11 [1] (0:11.09)	0:12.02 [2] (0:12.02)
Average Speed [km/h]	54.3	66.8	65.4	65.0	59.9
Top Speed [km/h]	63.8	68.4	68.0	66.4	65.5
Avg. Dist. to Rail [m]	4.1	0.6	0.6	0.6	0.8
Avg. Stride Freq. [Hz]	2.3	2.4	2.4	2.5	2.4
Avg. Stride Length [m]	6.5	7.6	7.5	7.3	6.9

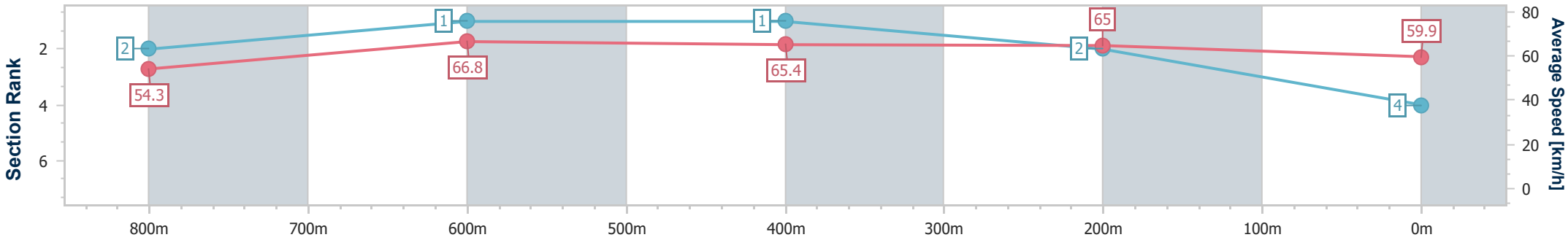

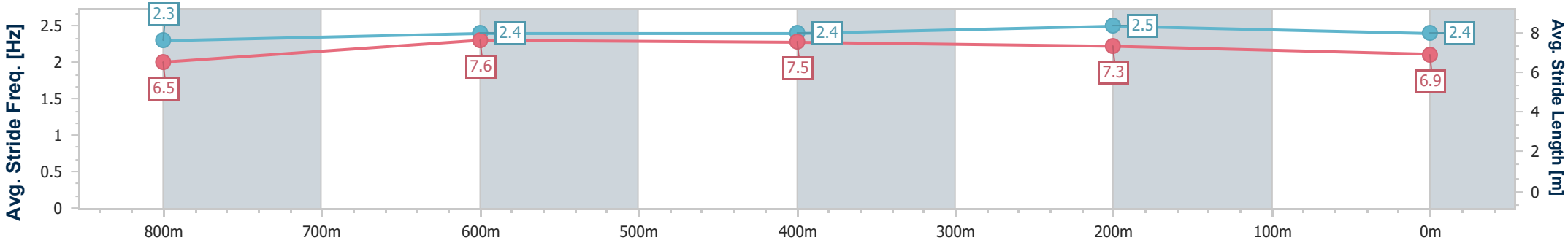

[ ]	Ranking at each section and finish
-:--.--	No data available at this section
NA	No data available

data processed by TRIPLESDATA

Horse/Jockey Name	Bundeena
Final Rank	5
Fastest Section Time (Section)	0:10.71 (800m)
Top Speed [km/h] (Section)	68.9 (800m)
Race State	Finished

TAB

Eagle FarmProfessional

Race 1: BECOME A BRC MEMBER BENCHMARK 90 Handicap - 1000m

23 August 2025 - 11:49

Track Rating: Soft 5, Weather: Fine, Rail Position: +7m Entire

BRISBANE RACING CLUB

Section	Overall	800m	600m	400m	200m
Section Times	0:58.17 [5] (0:13.59)	0:44.58 [4] (0:10.71)	0:33.87 [3] (0:10.93)	0:22.94 [3] (0:11.01)	0:11.93 [3] (0:11.93)
Average Speed [km/h]	53.1	67.6	66.8	65.6	60.3
Top Speed [km/h]	66.5	68.9	67.8	66.3	64.4
Avg. Dist. to Rail [m]	1.6	1.6	3.0	2.6	1.1
Avg. Stride Freq. [Hz]	2.2	2.4	2.4	2.4	2.3
Avg. Stride Length [m]	6.6	7.8	7.7	7.5	7.2

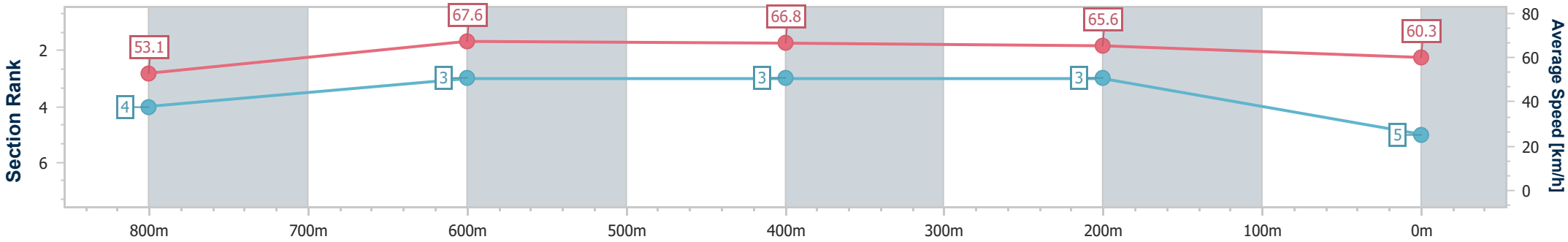

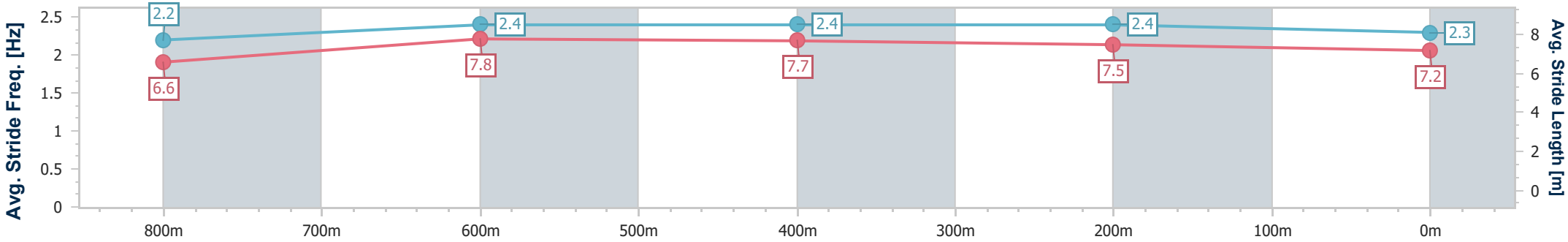

[ ]	Ranking at each section and finish
-:--.--	No data available at this section
NA	No data available

data processed by TRIPLESDATA

Horse/Jockey Name	Ka Bling
Final Rank	6
Fastest Section Time (Section)	0:10.67 (800m)
Top Speed [km/h] (Section)	69.0 (800m)
Race State	Finished

TAB

Eagle FarmProfessional

Race 1: BECOME A BRC MEMBER BENCHMARK 90 Handicap - 1000m

23 August 2025 - 11:49

Track Rating: Soft 5, Weather: Fine, Rail Position: +7m Entire

BRISBANE RACING CLUB

Section	Overall	800m	600m	400m	200m
Section Times	0:58.52 [6] (0:13.87)	0:44.65 [6] (0:10.67)	0:33.98 [6] (0:10.86)	0:23.12 [5] (0:11.08)	0:12.04 [6] (0:12.04)
Average Speed [km/h]	52.5	68.3	67.3	64.8	59.9
Top Speed [km/h]	67.5	69.0	68.7	66.9	62.6
Avg. Dist. to Rail [m]	5.6	2.4	3.1	3.9	1.0
Avg. Stride Freq. [Hz]	2.2	2.4	2.4	2.4	2.3
Avg. Stride Length [m]	6.5	7.7	7.7	7.6	7.2

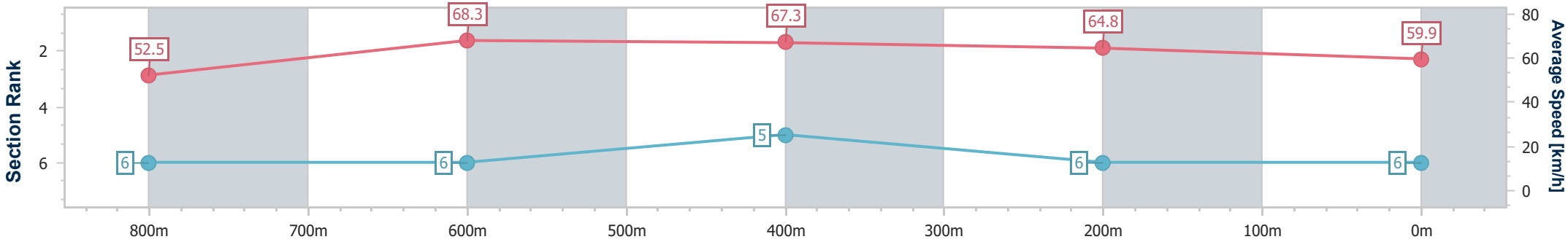

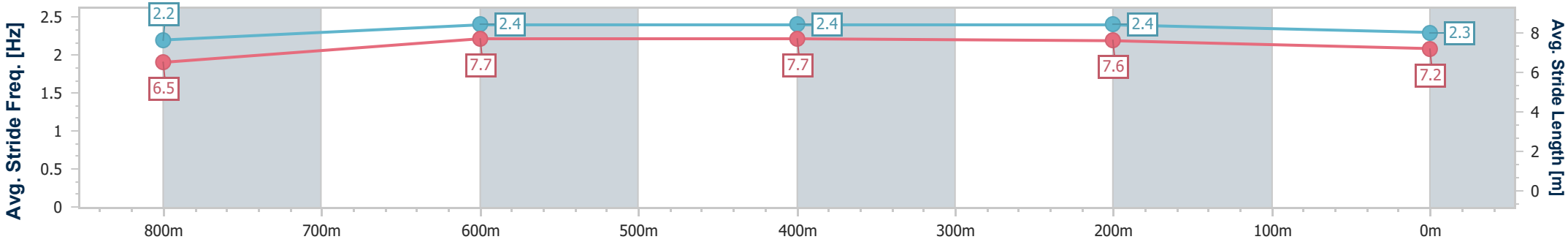

[ ]	Ranking at each section and finish
-:--.--	No data available at this section
NA	No data available

data processed by TRIPLESDATA

Eagle FarmProfessional

Race 2: COUNTRY MUSIC RACEDAY 6 SEPTEMBER QTIS Three-Year-Old Handicap - 1200m

23 August 2025 - 12:24

BRISBANE RACING CLUB

Track Rating: Soft 5, Weather: Fine, Rail Position: +7m Entire

Section	Overall	1000m	800m	600m	400m	200m	Last 600m
Field Times	1:11.30 (0:13.32)	0:57.98 (0:10.64)	0:47.34 (0:11.53)	0:35.81 (0:12.10)	0:23.71 (0:11.44)	0:12.27 (0:12.27)	0:35.81

Rank	TAB	Horse/Jockey	Barrier	Top Speed [km/h]	Fastest Section	Overall	1000m	800m	600m	400m	200m	Margin	Last 600m	Distance Travelled [m]
1	5	IMPERVIOUS	6	71.3	0:10.72	1:11.30 [1]	0:57.89 [2]	0:47.17 [2]	0:35.57 [2]	0:23.56 [2]	0:12.13 [2]	1:11.30	0:35.57	
		Angela Jones		1000m	1000m	(0:13.41)	(0:10.72)	(0:11.60)	(0:12.01)	(0:11.43)	(0:12.13)			
2	2	FOREIGN PRESS	1	69.8	0:10.64	1:11.31 [2]	0:57.99 [1]	0:47.35 [1]	0:35.82 [1]	0:23.72 [1]	0:12.28 [1]	0.11L	0:35.82	-1
		Cejay Graham		1000m	1000m	(0:13.32)	(0:10.64)	(0:11.53)	(0:12.10)	(0:11.44)	(0:12.28)			
3	1	WHISPERING ROGUE	2	67.8	0:10.97	1:11.52 [3]	0:57.81 [4]	0:46.84 [6]	0:35.36 [5]	0:23.69 [3]	0:12.29 [4]	1.32L	0:35.36	-2
		Ben Thompson		1000m	1000m	(0:13.71)	(0:10.97)	(0:11.48)	(0:11.67)	(0:11.40)	(0:12.29)			
4	6	STATEMENT OF TRUTH	5	68.5	0:10.91	1:11.55 [4]	0:57.92 [3]	0:47.01 [5]	0:35.59 [4]	0:23.66 [5]	0:12.17 [5]	1.48L	0:35.59	-5
		Dylan Turner		1000m	1000m	(0:13.63)	(0:10.91)	(0:11.42)	(0:11.93)	(0:11.49)	(0:12.17)			
5	9	MISS ADRIFT	3	69.2	0:10.69	1:11.56 [5]	0:57.71 [6]	0:47.02 [4]	0:35.72 [3]	0:23.71 [4]	0:12.33 [3]	1.56L	0:35.72	+0
		Robbie Dolan		1000m	1000m	(0:13.85)	(0:10.69)	(0:11.30)	(0:12.01)	(0:11.38)	(0:12.33)			
6	4	PROFOUNDLY	7	68.4	0:10.89	1:11.61 [6]	0:57.71 [7]	0:46.82 [7]	0:35.37 [7]	0:23.47 [8]	0:12.02 [7]	1.83L	0:35.37	+0
		Jace McMurray		1000m	1000m	(0:13.90)	(0:10.89)	(0:11.45)	(0:11.90)	(0:11.45)	(0:12.02)			
7	3	PINK VIXEN	4	70.0	0:10.77	1:11.95 [7]	0:58.20 [5]	0:47.43 [3]	0:35.75 [6]	0:23.94 [6]	0:12.44 [6]	3.85L	0:35.75	+6
		Georgina Cartwright		1000m	1000m	(0:13.75)	(0:10.77)	(0:11.68)	(0:11.81)	(0:11.50)	(0:12.44)			
8	7	OUR MATE LOCKY	8	68.9	0:10.71	1:12.25 [8]	0:57.99 [8]	0:47.28 [8]	0:35.85 [8]	0:24.16 [7]	0:12.62 [8]	5.6L	0:35.85	+0
		Jake Bayliss		1000m	1000m	(0:14.26)	(0:10.71)	(0:11.43)	(0:11.69)	(0:11.54)	(0:12.62)			

Scratched: Wootten Hyde (#8)

[ ]	Ranking at each section and finish	SCN	Saddle cloth number
-:--.--	No data available at this section	DNF	Did not finish
NA	No data available	DNT	Did not track

data processed by TRIPLESDATA

Horse/Jockey Name	Impervious
Final Rank	1
Fastest Section Time (Section)	0:10.72 (1000m)
Top Speed [km/h] (Section)	71.3 (1000m)
Race State	Finished

TAB

Eagle FarmProfessional

Race 2: COUNTRY MUSIC RACEDAY 6 SEPTEMBER QTIS
Three-Year-Old Handicap - 1200m

23 August 2025 - 12:24

Track Rating: Soft 5, Weather: Fine, Rail Position: +7m Entire

BRISBANE RACING CLUB

Section	Overall	1000m	800m	600m	400m	200m
Section Times	1:11.30 [1] (0:13.41)	0:57.89 [2] (0:10.72)	0:47.17 [2] (0:11.60)	0:35.57 [2] (0:12.01)	0:23.56 [2] (0:11.43)	0:12.13 [2] (0:12.13)
Average Speed [km/h]	53.9	68.1	62.0	60.3	62.9	59.4
Top Speed [km/h]	68.5	71.3	64.7	62.1	64.1	63.3
Avg. Dist. to Rail [m]	4.8	2.4	0.7	0.8	1.5	5.5
Avg. Stride Freq. [Hz]	2.4	2.5	2.4	2.3	2.5	2.5
Avg. Stride Length [m]	6.3	7.4	7.3	7.1	7.0	6.7

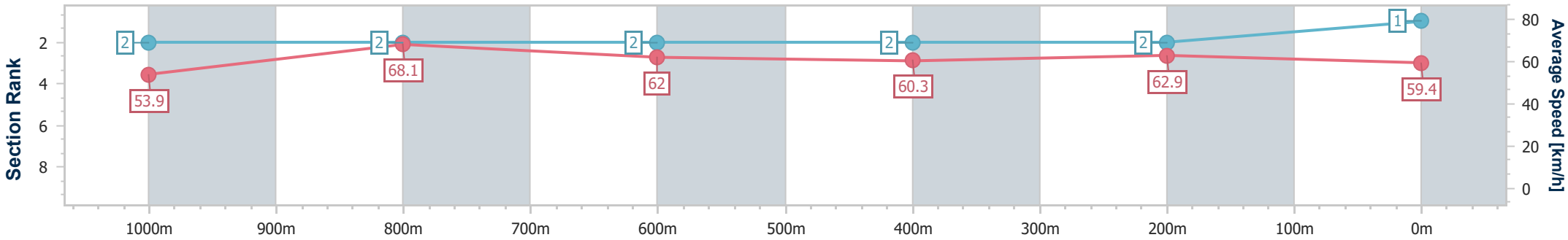

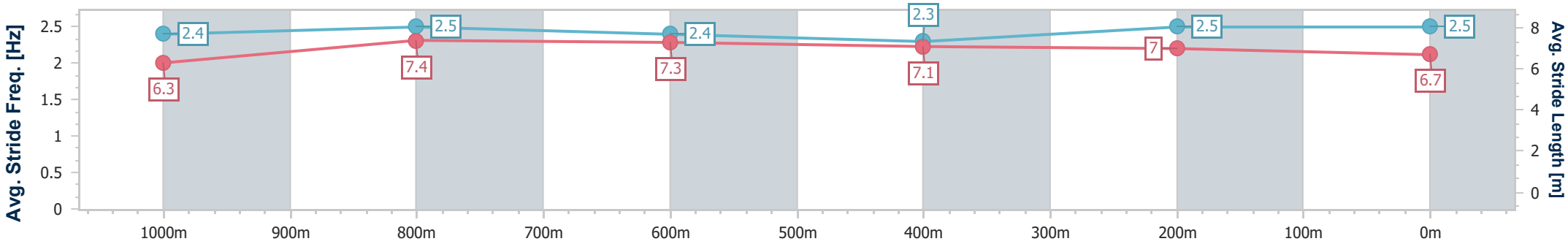

[ ]	Ranking at each section and finish
-:--.--	No data available at this section
NA	No data available

data processed by TRIPLESDATA

Horse/Jockey Name	Foreign Press
Final Rank	2
Fastest Section Time (Section)	0:10.64 (1000m)
Top Speed [km/h] (Section)	69.8 (1000m)
Race State	Finished

TAB

Eagle FarmProfessional

Race 2: COUNTRY MUSIC RACEDAY 6 SEPTEMBER QTIS
Three-Year-Old Handicap - 1200m

23 August 2025 - 12:24

Track Rating: Soft 5, Weather: Fine, Rail Position: +7m Entire

BRISBANE RACING CLUB

Section	Overall	1000m	800m	600m	400m	200m
Section Times	1:11.31 [2] (0:13.32)	0:57.99 [1] (0:10.64)	0:47.35 [1] (0:11.53)	0:35.82 [1] (0:12.10)	0:23.72 [1] (0:11.44)	0:12.28 [1] (0:12.28)
Average Speed [km/h]	54.0	68.0	63.0	60.1	63.0	58.6
Top Speed [km/h]	68.3	69.8	65.5	61.6	63.9	61.8
Avg. Dist. to Rail [m]	0.6	1.0	1.8	2.0	0.6	1.9
Avg. Stride Freq. [Hz]	2.3	2.4	2.3	2.2	2.4	2.4
Avg. Stride Length [m]	6.6	7.8	7.7	7.4	7.4	6.9

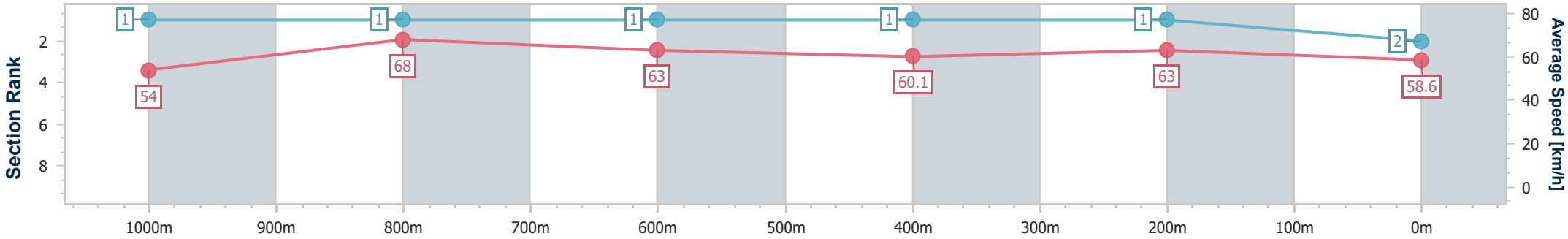

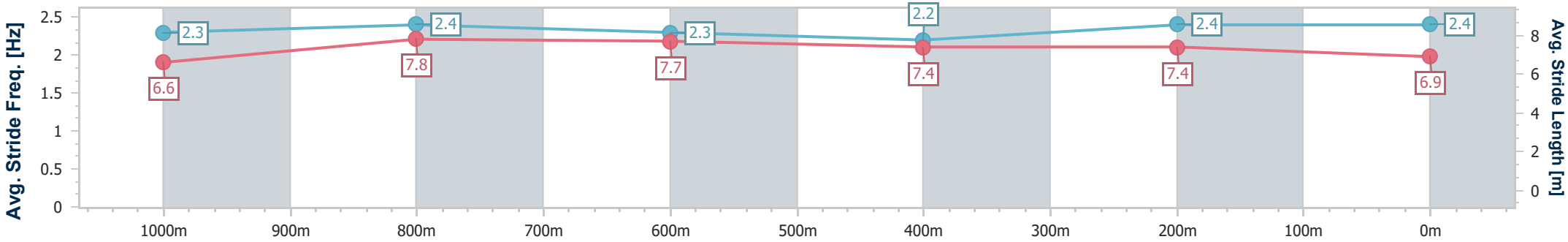

[ ]	Ranking at each section and finish
-:--.--	No data available at this section
NA	No data available

data processed by TRIPLESDATA

Horse/Jockey Name	Whispering Rogue
Final Rank	3
Fastest Section Time (Section)	0:10.97 (1000m)
Top Speed [km/h] (Section)	67.8 (1000m)
Race State	Finished

TAB

Eagle FarmProfessional

Race 2: COUNTRY MUSIC RACEDAY 6 SEPTEMBER QTIS
Three-Year-Old Handicap - 1200m

23 August 2025 - 12:24

Track Rating: Soft 5, Weather: Fine, Rail Position: +7m Entire

BRISBANE RACING CLUB

Section	Overall	1000m	800m	600m	400m	200m
Section Times	1:11.52 [3] (0:13.71)	0:57.81 [4] (0:10.97)	0:46.84 [6] (0:11.48)	0:35.36 [5] (0:11.67)	0:23.69 [3] (0:11.40)	0:12.29 [4] (0:12.29)
Average Speed [km/h]	52.7	66.3	62.5	61.8	63.2	58.6
Top Speed [km/h]	66.4	67.8	64.5	62.6	63.8	62.6
Avg. Dist. to Rail [m]	2.6	1.9	0.6	0.8	2.2	4.9
Avg. Stride Freq. [Hz]	2.5	2.6	2.4	2.4	2.6	2.5
Avg. Stride Length [m]	5.7	6.9	6.9	7.0	6.7	6.5

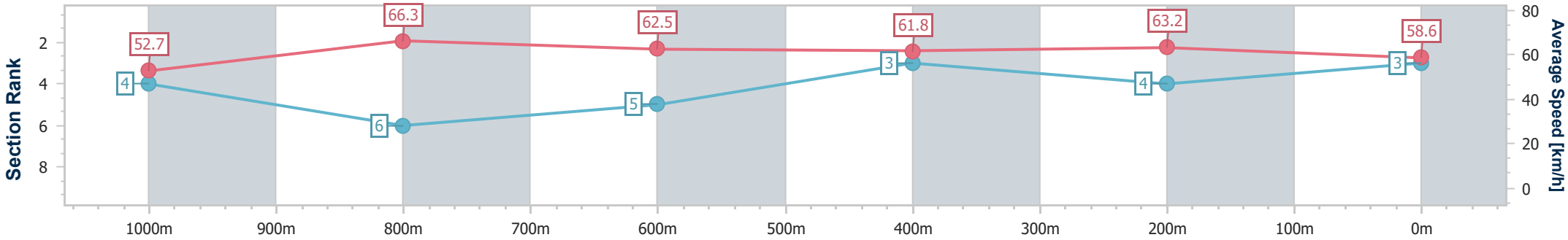

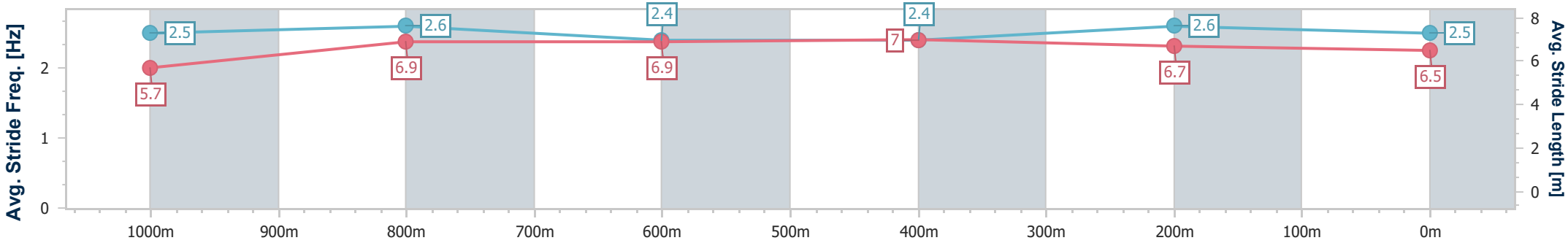

[ ]	Ranking at each section and finish
-:--.--	No data available at this section
NA	No data available

data processed by TRIPLESDATA

Horse/Jockey Name	Statement Of Truth
Final Rank	4
Fastest Section Time (Section)	0:10.91 (1000m)
Top Speed [km/h] (Section)	68.5 (1000m)
Race State	Finished

TAB

Eagle FarmProfessional

Race 2: COUNTRY MUSIC RACEDAY 6 SEPTEMBER QTIS
Three-Year-Old Handicap - 1200m

23 August 2025 - 12:24

Track Rating: Soft 5, Weather: Fine, Rail Position: +7m Entire

BRISBANE RACING CLUB

Section	Overall	1000m	800m	600m	400m	200m
Section Times	1:11.55 [4] (0:13.63)	0:57.92 [3] (0:10.91)	0:47.01 [5] (0:11.42)	0:35.59 [4] (0:11.93)	0:23.66 [5] (0:11.49)	0:12.17 [5] (0:12.17)
Average Speed [km/h]	53.0	66.2	62.8	60.4	62.8	58.9
Top Speed [km/h]	68.1	68.5	65.8	62.1	64.7	62.1
Avg. Dist. to Rail [m]	3.0	0.8	0.4	0.5	2.3	5.1
Avg. Stride Freq. [Hz]	2.2	2.3	2.2	2.2	2.3	2.2
Avg. Stride Length [m]	6.5	7.6	7.6	7.4	7.5	7.3

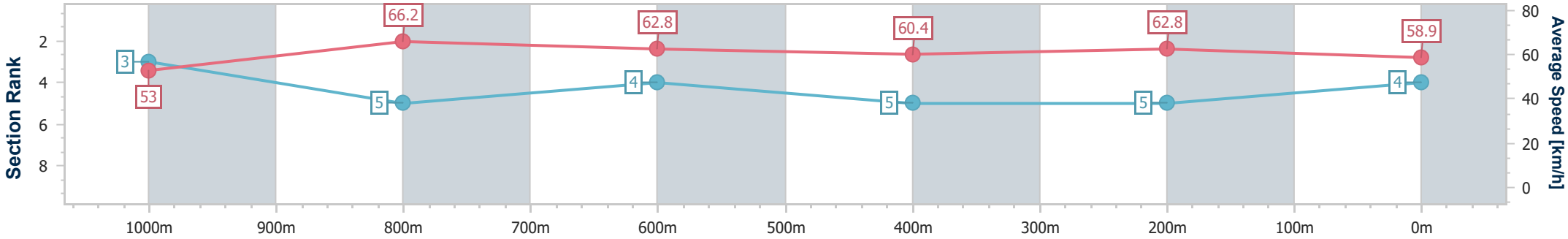

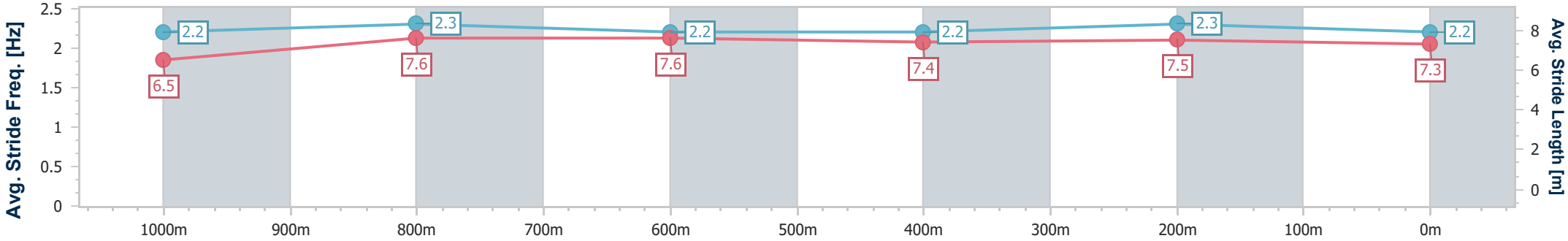

[ ]	Ranking at each section and finish
-:--.--	No data available at this section
NA	No data available

data processed by TRIPLESDATA

Horse/Jockey Name	Miss Adrift
Final Rank	5
Fastest Section Time (Section)	0:10.69 (1000m)
Top Speed [km/h] (Section)	69.2 (1000m)
Race State	Finished

TAB

Eagle FarmProfessional

Race 2: COUNTRY MUSIC RACEDAY 6 SEPTEMBER QTIS
Three-Year-Old Handicap - 1200m

23 August 2025 - 12:24

Track Rating: Soft 5, Weather: Fine, Rail Position: +7m Entire

BRISBANE RACING CLUB

Section	Overall	1000m	800m	600m	400m	200m
Section Times	1:11.56 [5] (0:13.85)	0:57.71 [6] (0:10.69)	0:47.02 [4] (0:11.30)	0:35.72 [3] (0:12.01)	0:23.71 [4] (0:11.38)	0:12.33 [3] (0:12.33)
Average Speed [km/h]	52.1	67.6	64.0	60.6	63.4	58.3
Top Speed [km/h]	69.1	69.2	67.1	62.0	63.8	62.4
Avg. Dist. to Rail [m]	1.0	1.1	1.6	1.7	3.2	2.9
Avg. Stride Freq. [Hz]	2.3	2.5	2.4	2.3	2.4	2.3
Avg. Stride Length [m]	6.4	7.5	7.4	7.2	7.3	6.9

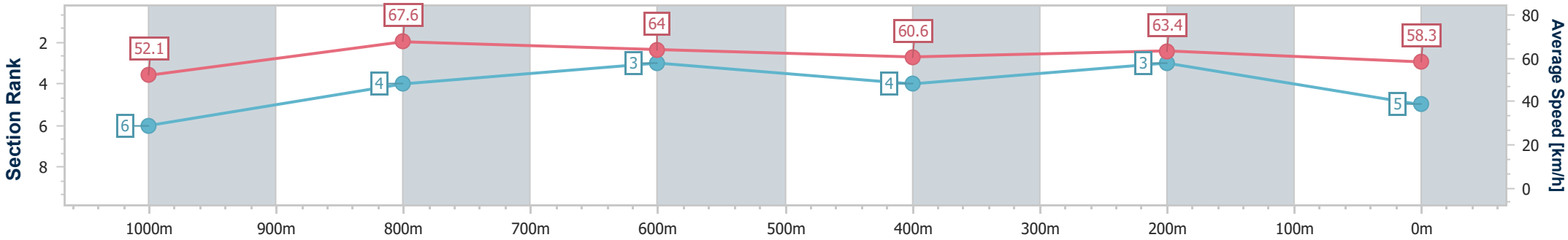

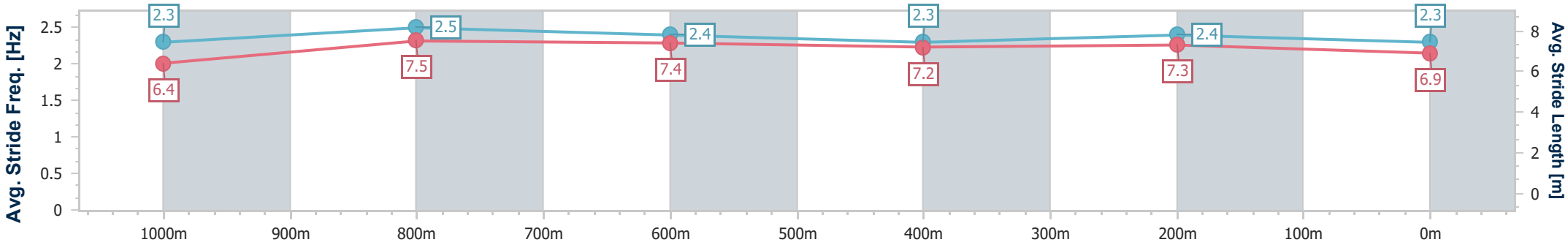

[ ]	Ranking at each section and finish
-:--.--	No data available at this section
NA	No data available

data processed by TRIPLESDATA

Horse/Jockey Name	Profoundly
Final Rank	6
Fastest Section Time (Section)	0:10.89 (1000m)
Top Speed [km/h] (Section)	68.4 (1000m)
Race State	Finished

TAB

Eagle FarmProfessional

Race 2: COUNTRY MUSIC RACEDAY 6 SEPTEMBER QTIS
Three-Year-Old Handicap - 1200m

23 August 2025 - 12:24

Track Rating: Soft 5, Weather: Fine, Rail Position: +7m Entire

BRISBANE RACING CLUB

Section	Overall	1000m	800m	600m	400m	200m
Section Times	1:11.61 [6] (0:13.90)	0:57.71 [7] (0:10.89)	0:46.82 [7] (0:11.45)	0:35.37 [7] (0:11.90)	0:23.47 [8] (0:11.45)	0:12.02 [7] (0:12.02)
Average Speed [km/h]	51.9	67.0	63.3	60.8	63.0	59.8
Top Speed [km/h]	66.8	68.4	65.6	62.7	63.6	62.9
Avg. Dist. to Rail [m]	5.0	2.7	1.5	1.2	1.7	0.8
Avg. Stride Freq. [Hz]	2.2	2.3	2.3	2.2	2.3	2.3
Avg. Stride Length [m]	6.6	7.9	7.8	7.6	7.5	7.2

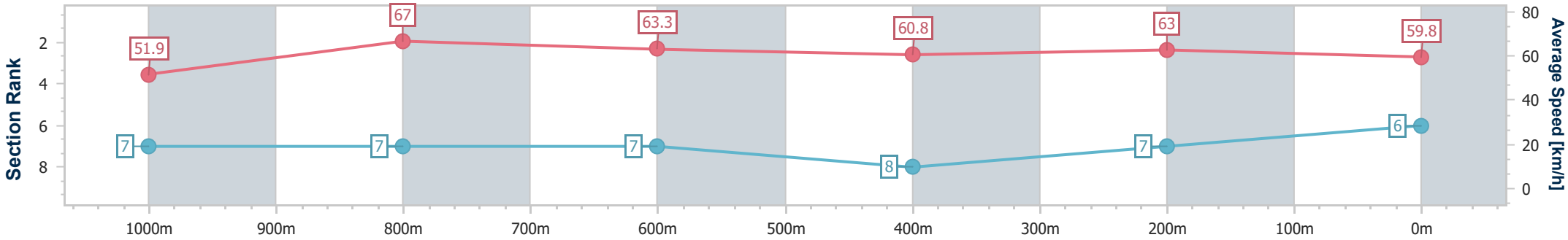

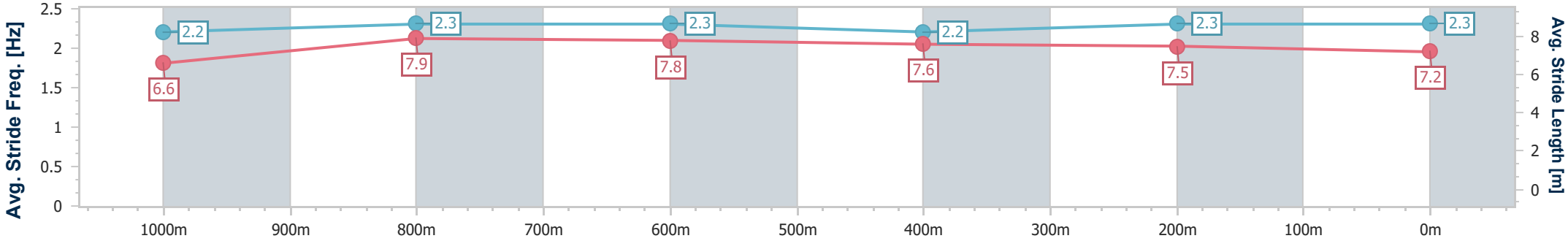

[ ]	Ranking at each section and finish
-:--.--	No data available at this section
NA	No data available

data processed by TRIPLESDATA

Horse/Jockey Name	Pink Vixen
Final Rank	7
Fastest Section Time (Section)	0:10.77 (1000m)
Top Speed [km/h] (Section)	70.0 (1000m)
Race State	Finished

TAB

Eagle FarmProfessional

Race 2: COUNTRY MUSIC RACEDAY 6 SEPTEMBER QTIS
Three-Year-Old Handicap - 1200m

23 August 2025 - 12:24

Track Rating: Soft 5, Weather: Fine, Rail Position: +7m Entire

BRISBANE RACING CLUB

Section	Overall	1000m	800m	600m	400m	200m
Section Times	1:11.95 [7] (0:13.75)	0:58.20 [5] (0:10.77)	0:47.43 [3] (0:11.68)	0:35.75 [6] (0:11.81)	0:23.94 [6] (0:11.50)	0:12.44 [6] (0:12.44)
Average Speed [km/h]	52.3	68.1	62.8	62.0	62.6	58.0
Top Speed [km/h]	66.7	70.0	64.9	63.3	63.3	61.3
Avg. Dist. to Rail [m]	3.3	3.5	4.2	4.0	4.5	4.5
Avg. Stride Freq. [Hz]	2.3	2.5	2.4	2.4	2.5	2.3
Avg. Stride Length [m]	6.2	7.6	7.4	7.2	7.1	6.9

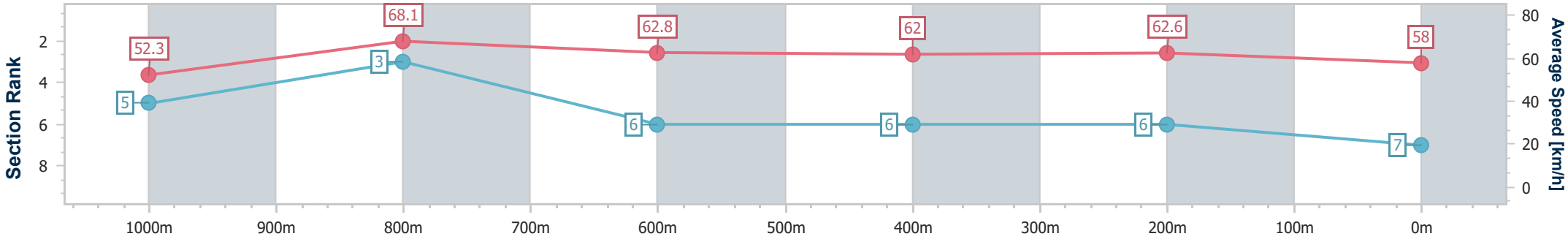

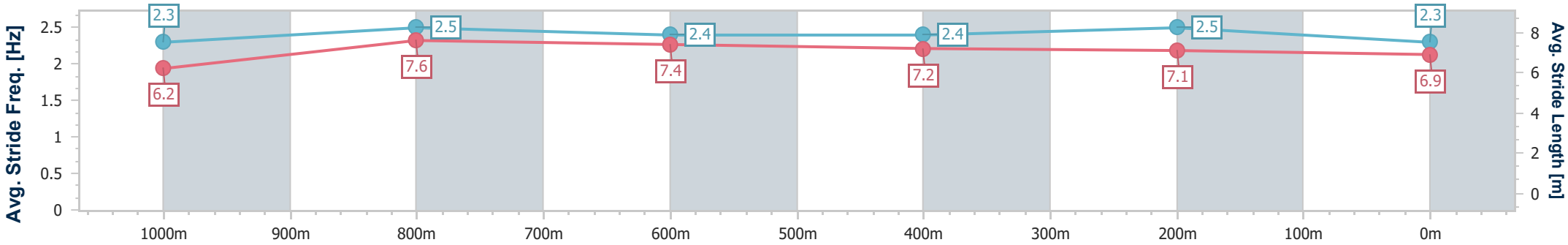

[ ]	Ranking at each section and finish
-:--.--	No data available at this section
NA	No data available

data processed by TRIPLESDATA

Horse/Jockey Name	Our Mate Locky
Final Rank	8
Fastest Section Time (Section)	0:10.71 (1000m)
Top Speed [km/h] (Section)	68.9 (1000m)
Race State	Finished

TAB

Eagle FarmProfessional

Race 2: COUNTRY MUSIC RACEDAY 6 SEPTEMBER QTIS
Three-Year-Old Handicap - 1200m

23 August 2025 - 12:24

Track Rating: Soft 5, Weather: Fine, Rail Position: +7m Entire

BRISBANE RACING CLUB

Section	Overall	1000m	800m	600m	400m	200m
Section Times	1:12.25 [8] (0:14.26)	0:57.99 [8] (0:10.71)	0:47.28 [8] (0:11.43)	0:35.85 [8] (0:11.69)	0:24.16 [7] (0:11.54)	0:12.62 [8] (0:12.62)
Average Speed [km/h]	50.7	67.5	63.6	62.2	62.4	57.0
Top Speed [km/h]	66.9	68.9	66.0	62.9	63.5	60.7
Avg. Dist. to Rail [m]	4.5	1.3	1.6	2.1	3.3	2.4
Avg. Stride Freq. [Hz]	2.4	2.5	2.4	2.3	2.4	2.3
Avg. Stride Length [m]	6.0	7.5	7.5	7.4	7.2	6.8

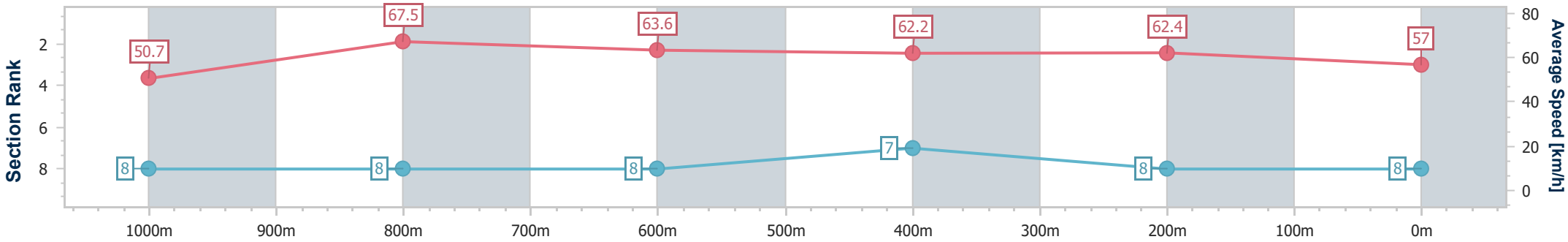

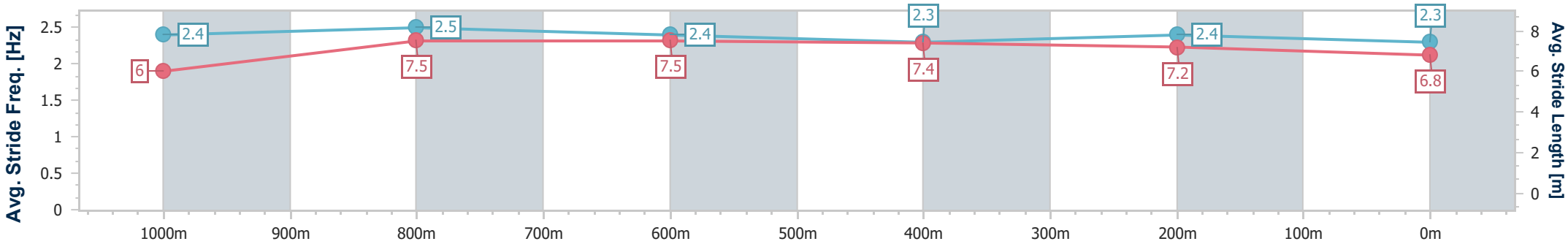

[ ]	Ranking at each section and finish
-:--.--	No data available at this section
NA	No data available

data processed by TRIPLESDATA

Eagle FarmProfessional

Race 3: TRACKSIDE WITH RICKY PONTING BENCHMARK 78 Handicap - 2206m

23 August 2025 - 12:58

BRISBANE RACING CLUB

Track Rating: Soft 5, Weather: Fine, Rail Position: +7m Entire

Section	Overall	2000m	1800m	1600m	1400m	1200m	1000m	Last 600m
Field Times	2:18.46 (0:16.79)	2:01.67 (0:11.82)	1:49.85 (0:12.39)	1:37.46 (0:12.00)	1:25.46 (0:12.02)	1:13.44 (0:12.29)	1:01.15 (0:12.49)	0:36.64

Rank	TAB	Horse/Jockey	Barrier	Top Speed [km/h]	Fastest Section	Overall	2000m	1800m	1600m	1400m	1200m	1000m	Last 600m	Distance Travelled [m]
1	12	**CELESTIAL FURY**	9	63.0	0:11.73	2:18.46 [1]	2:01.28 [4]	1:49.26 [6]	1:36.88 [6]	1:24.74 [5]	1:12.69 [5]	1:00.51 [6]	0:36.23	
		Angela Jones		600m	600m	(0:17.18)	(0:12.02)	(0:12.38)	(0:12.14)	(0:12.05)	(0:12.18)	(0:12.38)		
2	15	**AKKADIAN EMPEROR**	12	62.8	0:11.74	2:18.99 [2]	2:01.23 [11]	1:49.10 [11]	1:36.71 [11]	1:24.59 [11]	1:12.60 [10]	1:00.56 [10]	0:36.20	-6
		Heavelon Van		800m	600m	(0:17.76)	(0:12.13)	(0:12.39)	(0:12.12)	(0:11.99)	(0:12.04)	(0:12.49)		
3	9	**THE IRISH**	8	62.8	0:11.78	2:19.00 [3]	2:02.21 [1]	1:50.34 [2]	1:38.00 [1]	1:26.00 [1]	1:13.98 [1]	1:01.65 [2]	0:37.18	-3
		Siobhan Rutledge		2000m	600m	(0:16.79)	(0:11.87)	(0:12.34)	(0:12.00)	(0:12.02)	(0:12.33)	(0:12.48)		
4	8	**ALDEENAARY**	3	63.4	0:11.59	2:19.07 [4]	2:01.84 [5]	1:49.93 [4]	1:37.50 [5]	1:25.32 [6]	1:13.27 [6]	1:01.14 [5]	0:36.83	-9
		Kyle Wilson-Taylor		800m	600m	(0:17.23)	(0:11.91)	(0:12.43)	(0:12.18)	(0:12.05)	(0:12.13)	(0:12.49)		
5	11	**ARTFUL GIRL**	14	62.3	0:11.86	2:19.21 [5]	2:00.79 [13]	1:48.67 [12]	1:36.46 [13]	1:24.46 [12]	1:12.52 [12]	1:00.50 [12]	0:36.41	-7
		Emily Lang		1400m	800m	(0:18.42)	(0:12.12)	(0:12.21)	(0:12.00)	(0:11.94)	(0:12.02)	(0:12.23)		
6	1	**CANBERRA LEGEND**	2	62.4	0:11.68	2:19.29 [6]	2:02.23 [3]	1:50.38 [3]	1:38.05 [3]	1:25.91 [3]	1:13.92 [3]	1:01.81 [3]	0:37.34	-9
		Jace McMurray		800m	600m	(0:17.06)	(0:11.85)	(0:12.33)	(0:12.14)	(0:11.99)	(0:12.11)	(0:12.50)		
7	6	**GUARDED OPTIMIST**	7	62.5	0:11.89	2:19.41 [7]	2:02.16 [6]	1:50.23 [5]	1:38.00 [4]	1:25.88 [4]	1:13.80 [4]	1:01.69 [4]	0:37.43	-3
		Dylan Turner		400m	800m	(0:17.25)	(0:11.93)	(0:12.23)	(0:12.12)	(0:12.08)	(0:12.11)	(0:12.37)		
8	14	**BACKLIT BEAUTY**	4	62.5	0:11.76	2:19.46 [8]	2:01.96 [7]	1:50.03 [7]	1:37.63 [7]	1:25.47 [7]	1:13.42 [7]	1:01.29 [7]	0:36.89	+4
		Tahlia Fenlon		600m	600m	(0:17.50)	(0:11.93)	(0:12.40)	(0:12.16)	(0:12.05)	(0:12.13)	(0:12.44)		
9	13	**OLD SONG**	5	64.4	0:10.35	2:19.48 [9]	2:01.83 [10]	1:49.97 [8]	1:37.43 [9]	1:25.21 [9]	1:13.06 [11]	1:00.86 [11]	0:36.39	-10
		Robbie Dolan		200m	400m	(0:17.65)	(0:11.86)	(0:12.54)	(0:12.22)	(0:12.15)	(0:12.20)	(0:12.43)		
10	7	**MISTRESSOFILLUSION**	13	62.4	0:11.84	2:19.81 [10]	2:02.19 [9]	1:50.01 [10]	1:37.59 [10]	1:25.44 [10]	1:13.45 [9]	1:01.46 [9]	0:37.17	+1
		Ben Thompson		600m	600m	(0:17.62)	(0:12.18)	(0:12.42)	(0:12.15)	(0:11.99)	(0:11.99)	(0:12.36)		

Scratched: Piggyback (#4)

[ ]	Ranking at each section and finish	**SCN**	Saddle cloth number
-:--.--	No data available at this section	**DNF**	Did not finish
NA	No data available	**DNT**	Did not track

data processed by TRIPLESDATA

Eagle FarmProfessional

Race 3: TRACKSIDE WITH RICKY PONTING BENCHMARK 78 Handicap - 2206m

23 August 2025 - 12:58

BRISBANE RACING CLUB

Track Rating: Soft 5, Weather: Fine, Rail Position: +7m Entire

Section	Overall	2000m	1800m	1600m	1400m	1200m	1000m	Last 600m
Field Times	2:18.46 (0:16.79)	2:01.67 (0:11.82)	1:49.85 (0:12.39)	1:37.46 (0:12.00)	1:25.46 (0:12.02)	1:13.44 (0:12.29)	1:01.15 (0:12.49)	0:36.64

Rank	TAB	Horse/Jockey	Barrier	Top Speed [km/h]	Fastest Section	Overall	2000m	1800m	1600m	1400m	1200m	1000m	Last 600m	Distance Travelled [m]
11	5	**TWIGMAN**	11	63.2	0:11.56	2:19.83 [11]	2:01.52 [12]	1:49.27 [13]	1:37.19 [12]	1:24.99 [13]	1:13.05 [13]	1:00.97 [13]	0:36.72	-8
		Jasper Franklin		600m	600m	(0:18.31)	(0:12.25)	(0:12.08)	(0:12.20)	(0:11.94)	(0:12.08)	(0:12.34)		
12	2	**BENGAL BOY**	15	63.9	0:11.63	2:19.98 [12]	2:01.55 [14]	1:49.34 [14]	1:37.03 [14]	1:24.97 [14]	1:12.98 [14]	1:00.88 [14]	0:36.81	-8
		Benjamin Osmond		600m	600m	(0:18.43)	(0:12.21)	(0:12.31)	(0:12.06)	(0:11.99)	(0:12.10)	(0:12.26)		
13	10	**BITOFTHEBLARNEY**	1	62.3	0:11.81	2:20.21 [13]	2:03.41 [2]	1:51.60 [1]	1:39.21 [1]	1:27.17 [2]	1:15.19 [2]	1:02.90 [1]	0:38.39	-10
		Jake Bayliss		2000m	2000m	(0:16.80)	(0:11.81)	(0:12.39)	(0:12.04)	(0:11.98)	(0:12.29)	(0:12.49)		
14	3	**KHOR**	10	62.9	0:11.83	2:20.89 [14]	2:03.37 [8]	1:51.38 [9]	1:38.99 [8]	1:26.88 [8]	1:14.82 [8]	1:02.71 [8]	0:38.56	-8
		Jag Guthmann-Chester		800m	800m	(0:17.52)	(0:11.99)	(0:12.39)	(0:12.11)	(0:12.06)	(0:12.11)	(0:12.32)		

Scratched: Piggyback (#4)

[ ]	Ranking at each section and finish	**SCN**	Saddle cloth number
-:--.--	No data available at this section	**DNF**	Did not finish
NA	No data available	**DNT**	Did not track

data processed by TRIPLESDATA

Eagle FarmProfessional

Race 3: TRACKSIDE WITH RICKY PONTING BENCHMARK 78 Handicap - 2206m

23 August 2025 - 12:58

BRISBANE RACING CLUB

Track Rating: Soft 5, Weather: Fine, Rail Position: +7m Entire

Section	800m	600m	400m	200m	Last 600m
Field Times	0:48.66 (0:12.02)	0:36.64 (0:11.78)	0:24.86 (0:11.73)	0:13.13 (0:13.13)	0:36.64

Rank	TAB	Horse/Jockey	Barrier	Top Speed [km/h]	Fastest Section	800m	600m	400m	200m	Margin	Last 600m	Distance Travelled [m]
1	12	**CELESTIAL FURY**	9	63.0	0:11.73	0:48.13 [5]	0:36.23 [5]	0:24.50 [5]	0:12.74 [2]	2:18.46	0:36.23	
		Angela Jones		600m	600m	(0:11.90)	(0:11.73)	(0:11.76)	(0:12.74)			
2	15	**AKKADIAN EMPEROR**	12	62.8	0:11.74	0:48.07 [10]	0:36.20 [10]	0:24.46 [10]	0:12.55 [8]	3.14L	0:36.20	-6
		Heavelon Van		800m	600m	(0:11.87)	(0:11.74)	(0:11.91)	(0:12.55)			
3	9	**THE IRISH**	8	62.8	0:11.78	0:49.17 [2]	0:37.18 [1]	0:25.40 [1]	0:13.21 [3]	3.17L	0:37.18	-3
		Siobhan Rutledge		2000m	600m	(0:11.99)	(0:11.78)	(0:12.19)	(0:13.21)			
4	8	**ALDEENAARY**	3	63.4	0:11.59	0:48.65 [6]	0:36.83 [6]	0:25.24 [4]	0:13.12 [5]	3.61L	0:36.83	-9
		Kyle Wilson-Taylor		800m	600m	(0:11.82)	(0:11.59)	(0:12.12)	(0:13.12)			
5	11	**ARTFUL GIRL**	14	62.3	0:11.86	0:48.27 [11]	0:36.41 [11]	0:24.53 [12]	0:12.53 [11]	4.4L	0:36.41	-7
		Emily Lang		1400m	800m	(0:11.86)	(0:11.88)	(0:12.00)	(0:12.53)			
6	1	**CANBERRA LEGEND**	2	62.4	0:11.68	0:49.31 [3]	0:37.34 [3]	0:25.66 [2]	0:13.44 [4]	4.85L	0:37.34	-9
		Jace McMurray		800m	600m	(0:11.97)	(0:11.68)	(0:12.22)	(0:13.44)			
7	6	**GUARDED OPTIMIST**	7	62.5	0:11.89	0:49.32 [4]	0:37.43 [4]	0:25.42 [6]	0:13.46 [5]	5.58L	0:37.43	-3
		Dylan Turner		400m	800m	(0:11.89)	(0:12.01)	(0:11.96)	(0:13.46)			
8	14	**BACKLIT BEAUTY**	4	62.5	0:11.76	0:48.85 [8]	0:36.89 [8]	0:25.13 [8]	0:13.00 [9]	5.91L	0:36.89	+4
		Tahlia Fenlon		600m	600m	(0:11.96)	(0:11.76)	(0:12.13)	(0:13.00)			
9	13	**OLD SONG**	5	64.4	0:10.35	0:48.43 [12]	0:36.39 [12]	0:24.50 [14]	0:14.15 [1]	5.97L	0:36.39	-10
		Robbie Dolan		200m	400m	(0:12.04)	(0:11.89)	(0:10.35)	(0:14.15)			
10	7	**MISTRESSOFILLUSION**	13	62.4	0:11.84	0:49.10 [9]	0:37.17 [9]	0:25.33 [9]	0:13.25 [10]	7.95L	0:37.17	+1
		Ben Thompson		600m	600m	(0:11.93)	(0:11.84)	(0:12.08)	(0:13.25)			

Scratched: Piggyback (#4)

[ ]	Ranking at each section and finish	**SCN**	Saddle cloth number
-:--.--	No data available at this section	**DNF**	Did not finish
NA	No data available	**DNT**	Did not track

data processed by TRIPLESDATA

Eagle FarmProfessional

Race 3: TRACKSIDE WITH RICKY PONTING BENCHMARK 78 Handicap - 2206m

23 August 2025 - 12:58

BRISBANE RACING CLUB

Track Rating: Soft 5, Weather: Fine, Rail Position: +7m Entire

Section	800m	600m	400m	200m	Last 600m
Field Times	0:48.66 (0:12.02)	0:36.64 (0:11.78)	0:24.86 (0:11.73)	0:13.13 (0:13.13)	0:36.64

Rank	TAB	Horse/Jockey	Barrier	Top Speed [km/h]	Fastest Section	800m	600m	400m	200m	Margin	Last 600m	Distance Travelled [m]
11	5	TWIGMAN	11	63.2	0:11.56	0:48.63 [13]	0:36.72 [13]	0:25.16 [11]	0:13.11 [12]	8.04L	0:36.72	-8
		Jasper Franklin		600m	600m	(0:11.91)	(0:11.56)	(0:12.05)	(0:13.11)			
12	2	BENGAL BOY	15	63.9	0:11.63	0:48.62 [14]	0:36.81 [14]	0:25.18 [13]	0:13.11 [14]	8.97L	0:36.81	-8
		Benjamin Osmond		600m	600m	(0:11.81)	(0:11.63)	(0:12.07)	(0:13.11)			
13	10	BITOFTHEBLARNEY	1	62.3	0:11.81	0:50.41 [1]	0:38.39 [2]	0:26.54 [3]	0:14.08 [7]	10.28L	0:38.39	-10
		Jake Bayliss		2000m	2000m	(0:12.02)	(0:11.85)	(0:12.46)	(0:14.08)			
14	3	KHOR	10	62.9	0:11.83	0:50.39 [7]	0:38.56 [7]	0:26.69 [7]	0:14.13 [13]	14.3L	0:38.56	-8
		Jag Guthmann-Chester		800m	800m	(0:11.83)	(0:11.87)	(0:12.56)	(0:14.13)			

Scratched: Piggyback (#4)

[ ]	Ranking at each section and finish	**SCN**	Saddle cloth number
-:--.--	No data available at this section	**DNF**	Did not finish
NA	No data available	**DNT**	Did not track

data processed by TRIPLESDATA

Horse/Jockey Name	Celestial Fury
Final Rank	1
Fastest Section Time (Section)	0:11.73 (600m)
Top Speed [km/h] (Section)	63.0 (600m)
Race State	Finished

TAB

Eagle FarmProfessional

Race 3: TRACKSIDE WITH RICKY PONTING BENCHMARK 78 Handicap - 2206m

23 August 2025 - 12:58

Track Rating: Soft 5, Weather: Fine, Rail Position: +7m Entire

BRISBANE RACING CLUB

Section	Overall	2000m	1800m	1600m	1400m	1200m	1000m	800m	600m	400m	200m
Section Times	2:18.46 [1] (0:17.18)	2:01.28 [4] (0:12.02)	1:49.26 [6] (0:12.38)	1:36.88 [6] (0:12.14)	1:24.74 [5] (0:12.05)	1:12.69 [5] (0:12.18)	1:00.51 [6] (0:12.38)	0:48.13 [5] (0:11.90)	0:36.23 [5] (0:11.73)	0:24.50 [5] (0:11.76)	0:12.74 [2] (0:12.74)
Average Speed [km/h]	43.4	60.1	58.7	59.5	59.8	59.4	59.0	61.3	62.2	61.1	56.8
Top Speed [km/h]	60.1	61.2	59.4	61.0	60.9	60.5	60.6	62.4	63.0	62.9	59.1
Avg. Dist. to Rail [m]	9.2	0.8	1.9	2.2	2.3	2.7	2.7	2.8	2.8	4.7	6.6
Avg. Stride Freq. [Hz]	2.3	2.3	2.2	2.2	2.2	2.2	2.2	2.3	2.3	2.3	2.3
Avg. Stride Length [m]	5.3	7.4	7.4	7.5	7.6	7.6	7.4	7.5	7.5	7.3	7.0

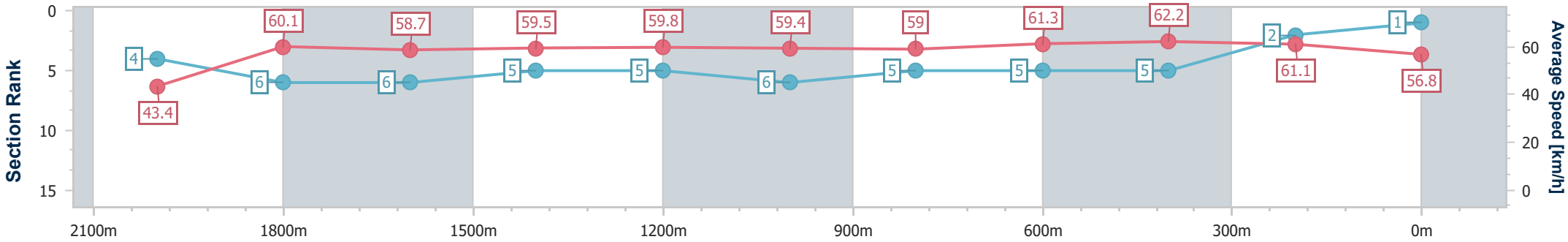

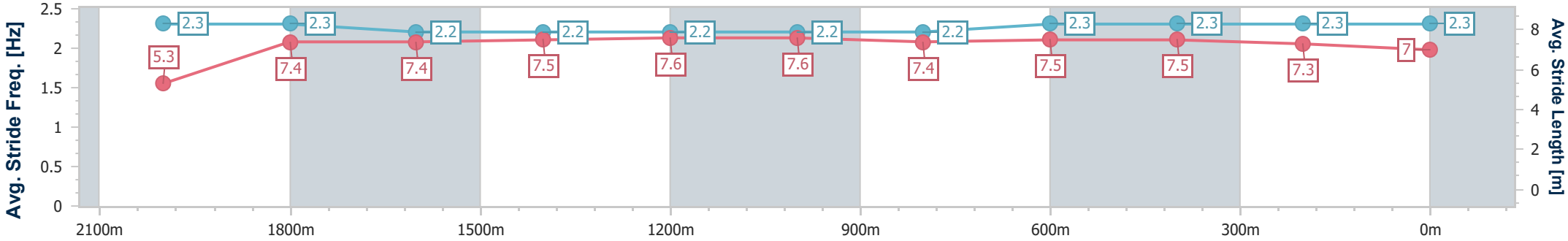

[ ]	Ranking at each section and finish
-:--.--	No data available at this section
NA	No data available

data processed by TRIPLESDATA

Horse/Jockey Name	Akkadian Emperor
Final Rank	2
Fastest Section Time (Section)	0:11.74 (600m)
Top Speed [km/h] (Section)	62.8 (800m)
Race State	Finished

TAB

Eagle FarmProfessional

Race 3: TRACKSIDE WITH RICKY PONTING BENCHMARK 78 Handicap - 2206m

23 August 2025 - 12:58

Track Rating: Soft 5, Weather: Fine, Rail Position: +7m Entire

BRISBANE RACING CLUB

Section	Overall	2000m	1800m	1600m	1400m	1200m	1000m	800m	600m	400m	200m
Section Times	2:18.99 [2] (0:17.76)	2:01.23 [11] (0:12.13)	1:49.10 [11] (0:12.39)	1:36.71 [11] (0:12.12)	1:24.59 [11] (0:11.99)	1:12.60 [10] (0:12.04)	1:00.56 [10] (0:12.49)	0:48.07 [10] (0:11.87)	0:36.20 [10] (0:11.74)	0:24.46 [10] (0:11.91)	0:12.55 [8] (0:12.55)
Average Speed [km/h]	41.9	59.5	58.6	59.6	60.2	60.0	58.4	60.5	61.5	60.4	57.8
Top Speed [km/h]	58.1	60.9	60.1	61.4	61.5	61.4	59.0	62.8	62.6	61.0	59.6
Avg. Dist. to Rail [m]	10.2	0.5	1.5	1.9	2.4	2.7	2.1	0.4	0.4	2.9	6.7
Avg. Stride Freq. [Hz]	2.2	2.2	2.2	2.2	2.2	2.2	2.2	2.2	2.2	2.2	2.2
Avg. Stride Length [m]	5.3	7.4	7.5	7.6	7.6	7.6	7.5	7.6	7.7	7.5	7.3

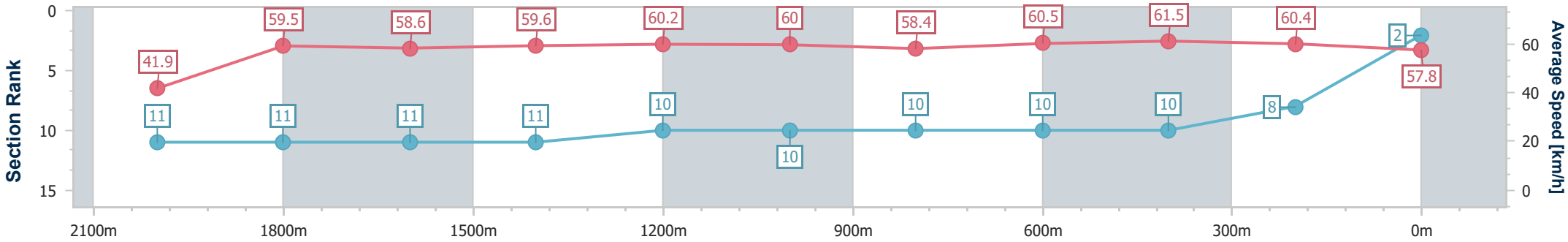

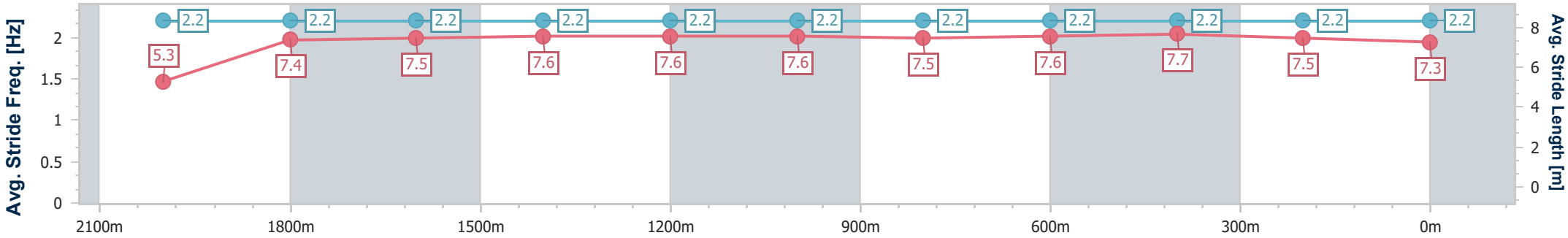

[ ]	Ranking at each section and finish
-:--.--	No data available at this section
NA	No data available

data processed by TRIPLESDATA

Horse/Jockey Name	The Irish
Final Rank	3
Fastest Section Time (Section)	0:11.78 (600m)
Top Speed [km/h] (Section)	62.8 (2000m)
Race State	Finished

Eagle FarmProfessional

Race 3: TRACKSIDE WITH RICKY PONTING BENCHMARK 78 Handicap - 2206m

23 August 2025 - 12:58

Track Rating: Soft 5, Weather: Fine, Rail Position: +7m Entire

BRISBANE RACING CLUB

Section	Overall	2000m	1800m	1600m	1400m	1200m	1000m	800m	600m	400m	200m
Section Times	2:19.00 [3] (0:16.79)	2:02.21 [1] (0:11.87)	1:50.34 [2] (0:12.34)	1:38.00 [1] (0:12.00)	1:26.00 [1] (0:12.02)	1:13.98 [1] (0:12.33)	1:01.65 [2] (0:12.48)	0:49.17 [2] (0:11.99)	0:37.18 [1] (0:11.78)	0:25.40 [1] (0:12.19)	0:13.21 [3] (0:13.21)
Average Speed [km/h]	44.4	60.8	58.8	60.4	60.2	58.4	58.6	60.6	61.2	59.1	54.9
Top Speed [km/h]	62.6	62.8	59.3	61.5	60.7	59.1	59.3	61.2	61.9	60.9	57.4
Avg. Dist. to Rail [m]	9.5	0.9	1.5	2.1	2.4	2.9	2.7	1.7	0.9	2.4	4.1
Avg. Stride Freq. [Hz]	2.3	2.3	2.2	2.2	2.2	2.2	2.2	2.2	2.3	2.3	2.2
Avg. Stride Length [m]	5.5	7.4	7.4	7.7	7.7	7.5	7.5	7.6	7.4	7.2	6.8

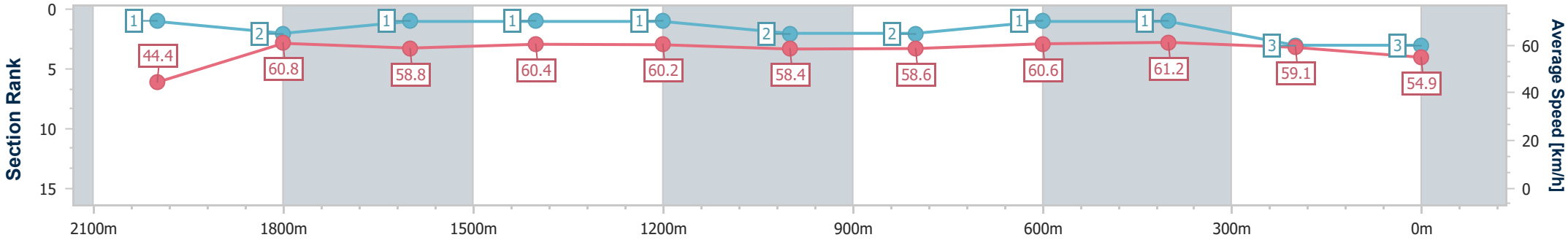

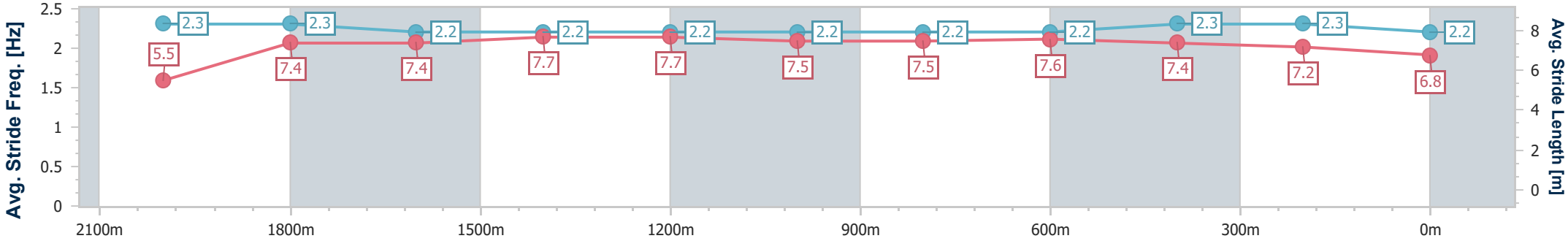

[ ]	Ranking at each section and finish
-:--.--	No data available at this section
NA	No data available

data processed by TRIPLESDATA

Horse/Jockey Name	Aldeenaary
Final Rank	4
Fastest Section Time (Section)	0:11.59 (600m)
Top Speed [km/h] (Section)	63.4 (800m)
Race State	Finished

TAB

Eagle FarmProfessional

Race 3: TRACKSIDE WITH RICKY PONTING BENCHMARK 78 Handicap - 2206m

23 August 2025 - 12:58

Track Rating: Soft 5, Weather: Fine, Rail Position: +7m Entire

BRISBANE RACING CLUB

Section	Overall	2000m	1800m	1600m	1400m	1200m	1000m	800m	600m	400m	200m
Section Times	2:19.07 [4] (0:17.23)	2:01.84 [5] (0:11.91)	1:49.93 [4] (0:12.43)	1:37.50 [5] (0:12.18)	1:25.32 [6] (0:12.05)	1:13.27 [6] (0:12.13)	1:01.14 [5] (0:12.49)	0:48.65 [6] (0:11.82)	0:36.83 [6] (0:11.59)	0:25.24 [4] (0:12.12)	0:13.12 [5] (0:13.12)
Average Speed [km/h]	43.0	60.2	58.4	59.2	60.1	59.3	58.1	60.9	61.7	59.5	55.1
Top Speed [km/h]	61.3	61.8	59.2	60.6	61.3	61.1	58.8	63.4	63.4	60.6	57.4
Avg. Dist. to Rail [m]	7.6	0.7	1.1	1.8	2.0	1.9	1.4	0.2	0.9	0.3	2.1
Avg. Stride Freq. [Hz]	2.1	2.2	2.2	2.2	2.2	2.2	2.2	2.3	2.3	2.3	2.3
Avg. Stride Length [m]	5.7	7.6	7.5	7.6	7.7	7.6	7.4	7.5	7.5	7.2	6.7

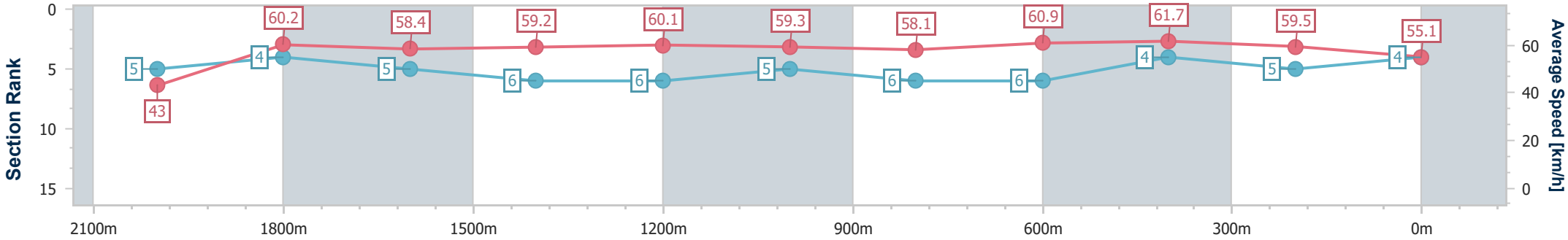

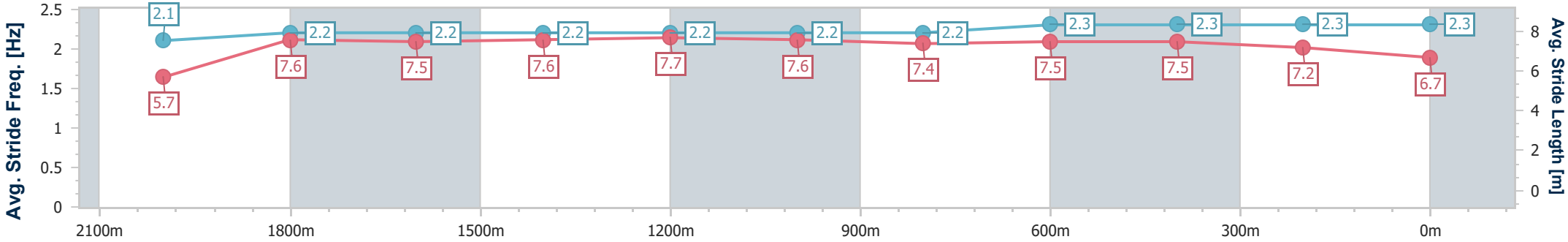

[ ]	Ranking at each section and finish
-:--.--	No data available at this section
NA	No data available

data processed by TRIPLESDATA

Horse/Jockey Name	Artful Girl
Final Rank	5
Fastest Section Time (Section)	0:11.86 (800m)
Top Speed [km/h] (Section)	62.3 (1400m)
Race State	Finished

TAB

Eagle FarmProfessional

Race 3: TRACKSIDE WITH RICKY PONTING BENCHMARK 78 Handicap - 2206m

23 August 2025 - 12:58

Track Rating: Soft 5, Weather: Fine, Rail Position: +7m Entire

BRISBANE RACING CLUB

Section	Overall	2000m	1800m	1600m	1400m	1200m	1000m	800m	600m	400m	200m
Section Times	2:19.21 [5] (0:18.42)	2:00.79 [13] (0:12.12)	1:48.67 [12] (0:12.21)	1:36.46 [13] (0:12.00)	1:24.46 [12] (0:11.94)	1:12.52 [12] (0:12.02)	1:00.50 [12] (0:12.23)	0:48.27 [11] (0:11.86)	0:36.41 [11] (0:11.88)	0:24.53 [12] (0:12.00)	0:12.53 [11] (0:12.53)
Average Speed [km/h]	40.5	59.5	58.7	59.9	60.4	60.0	59.7	61.2	61.1	59.9	57.7
Top Speed [km/h]	59.0	60.4	61.2	61.1	62.3	61.0	60.2	62.1	62.3	60.9	59.5
Avg. Dist. to Rail [m]	9.9	0.2	0.8	0.5	2.1	2.8	2.1	1.4	2.1	7.1	9.8
Avg. Stride Freq. [Hz]	2.2	2.3	2.2	2.2	2.2	2.2	2.2	2.2	2.2	2.2	2.2
Avg. Stride Length [m]	5.1	7.3	7.4	7.6	7.6	7.6	7.6	7.6	7.6	7.4	7.3

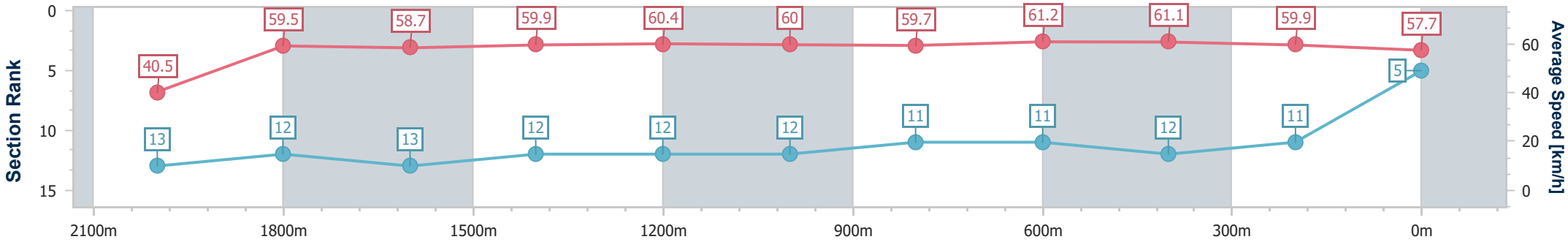

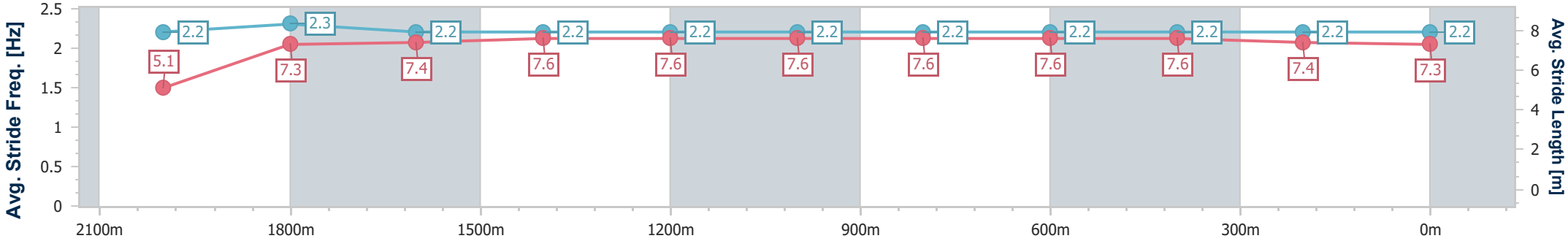

[ ]	Ranking at each section and finish
-:--.--	No data available at this section
NA	No data available

data processed by TRIPLESDATA

Horse/Jockey Name	Canberra Legend
Final Rank	6
Fastest Section Time (Section)	0:11.68 (600m)
Top Speed [km/h] (Section)	62.4 (800m)
Race State	Finished

TAB

Eagle FarmProfessional

Race 3: TRACKSIDE WITH RICKY PONTING BENCHMARK 78 Handicap - 2206m

23 August 2025 - 12:58

Track Rating: Soft 5, Weather: Fine, Rail Position: +7m Entire

BRISBANE RACING CLUB

Section	Overall	2000m	1800m	1600m	1400m	1200m	1000m	800m	600m	400m	200m
Section Times	2:19.29 [6] (0:17.06)	2:02.23 [3] (0:11.85)	1:50.38 [3] (0:12.33)	1:38.05 [3] (0:12.14)	1:25.91 [3] (0:11.99)	1:13.92 [3] (0:12.11)	1:01.81 [3] (0:12.50)	0:49.31 [3] (0:11.97)	0:37.34 [3] (0:11.68)	0:25.66 [2] (0:12.22)	0:13.44 [4] (0:13.44)
Average Speed [km/h]	43.4	60.3	58.8	59.5	60.1	59.5	58.0	60.7	61.9	58.8	54.0
Top Speed [km/h]	61.0	61.2	59.3	60.9	60.9	60.5	58.5	62.4	62.4	61.2	57.3
Avg. Dist. to Rail [m]	7.1	1.0	0.9	1.5	1.7	1.5	1.0	1.7	0.9	2.5	3.7
Avg. Stride Freq. [Hz]	2.1	2.1	2.1	2.1	2.1	2.1	2.1	2.2	2.2	2.2	2.1
Avg. Stride Length [m]	5.7	7.9	7.9	8.0	8.1	7.9	7.7	7.8	7.8	7.6	7.2

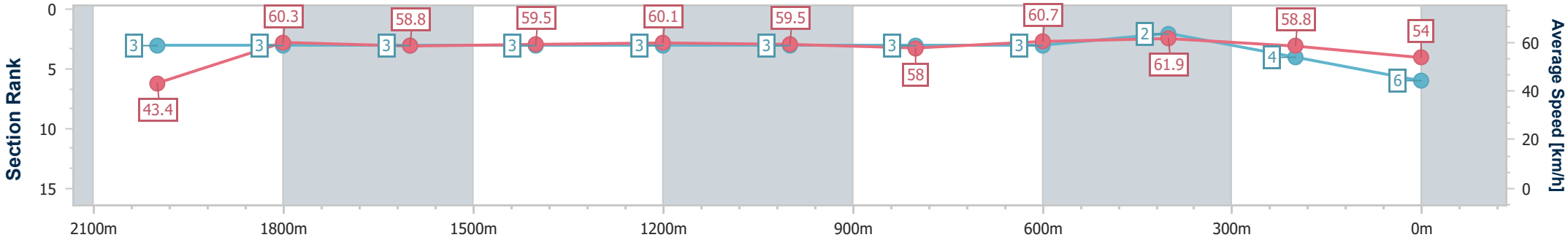

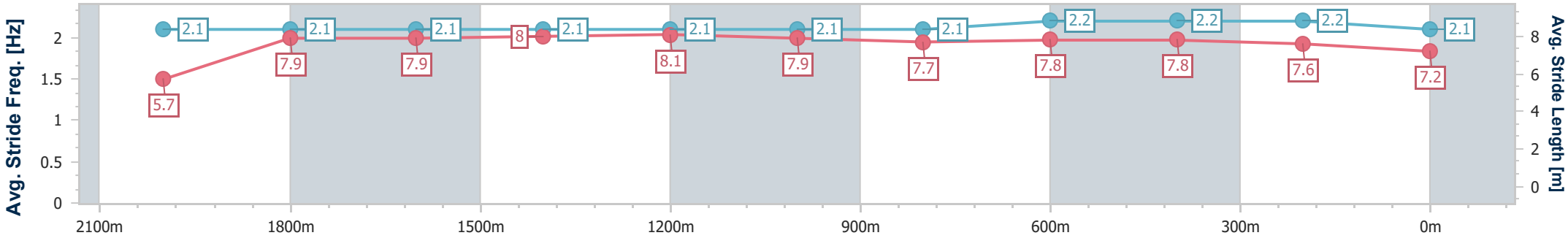

[ ]	Ranking at each section and finish
-:--.--	No data available at this section
NA	No data available

data processed by TRIPLESDATA

Horse/Jockey Name	Guarded Optimist
Final Rank	7
Fastest Section Time (Section)	0:11.89 (800m)
Top Speed [km/h] (Section)	62.5 (400m)
Race State	Finished

Eagle FarmProfessional

Race 3: TRACKSIDE WITH RICKY PONTING BENCHMARK 78 Handicap - 2206m

23 August 2025 - 12:58

Track Rating: Soft 5, Weather: Fine, Rail Position: +7m Entire

BRISBANE RACING CLUB

Section	Overall	2000m	1800m	1600m	1400m	1200m	1000m	800m	600m	400m	200m
Section Times	2:19.41 [7] (0:17.25)	2:02.16 [6] (0:11.93)	1:50.23 [5] (0:12.23)	1:38.00 [4] (0:12.12)	1:25.88 [4] (0:12.08)	1:13.80 [4] (0:12.11)	1:01.69 [4] (0:12.37)	0:49.32 [4] (0:11.89)	0:37.43 [4] (0:12.01)	0:25.42 [6] (0:11.96)	0:13.46 [5] (0:13.46)
Average Speed [km/h]	43.3	60.5	58.8	59.8	59.8	59.4	58.9	61.0	61.2	60.1	53.8
Top Speed [km/h]	61.6	61.6	59.8	60.2	60.3	60.4	59.4	62.3	62.4	62.5	57.4
Avg. Dist. to Rail [m]	10.3	0.8	0.5	1.4	3.3	3.5	2.1	1.6	3.7	6.1	5.7
Avg. Stride Freq. [Hz]	2.3	2.3	2.2	2.2	2.2	2.2	2.2	2.3	2.4	2.4	2.3
Avg. Stride Length [m]	5.2	7.2	7.3	7.5	7.6	7.6	7.4	7.4	7.2	6.9	6.6

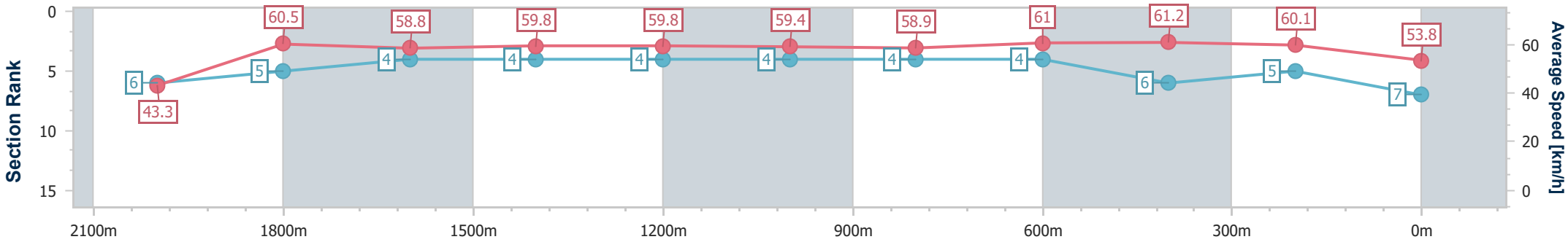

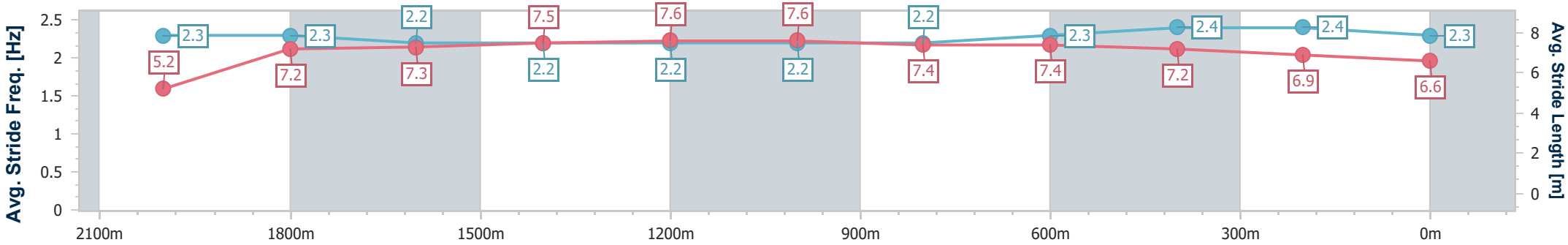

[ ]	Ranking at each section and finish
-:--.--	No data available at this section
NA	No data available

data processed by TRIPLESDATA

Horse/Jockey Name	Backlit Beauty
Final Rank	8
Fastest Section Time (Section)	0:11.76 (600m)
Top Speed [km/h] (Section)	62.5 (600m)
Race State	Finished

TAB

Eagle FarmProfessional

Race 3: TRACKSIDE WITH RICKY PONTING BENCHMARK 78 Handicap - 2206m

23 August 2025 - 12:58

Track Rating: Soft 5, Weather: Fine, Rail Position: +7m Entire

BRISBANE RACING CLUB

Section	Overall	2000m	1800m	1600m	1400m	1200m	1000m	800m	600m	400m	200m
Section Times	2:19.46 [8] (0:17.50)	2:01.96 [7] (0:11.93)	1:50.03 [7] (0:12.40)	1:37.63 [7] (0:12.16)	1:25.47 [7] (0:12.05)	1:13.42 [7] (0:12.13)	1:01.29 [7] (0:12.44)	0:48.85 [8] (0:11.96)	0:36.89 [8] (0:11.76)	0:25.13 [8] (0:12.13)	0:13.00 [9] (0:13.00)
Average Speed [km/h]	42.4	61.1	58.8	59.8	60.0	59.7	58.9	60.9	61.7	59.6	55.7
Top Speed [km/h]	60.8	62.1	60.6	61.1	61.1	60.8	59.9	62.1	62.5	61.3	57.3
Avg. Dist. to Rail [m]	8.5	2.1	2.8	3.8	4.3	4.5	3.6	2.7	2.1	3.5	6.3
Avg. Stride Freq. [Hz]	2.1	2.3	2.2	2.2	2.1	2.1	2.1	2.2	2.2	2.2	2.1
Avg. Stride Length [m]	5.6	7.5	7.5	7.7	7.8	7.8	7.6	7.7	7.6	7.5	7.2

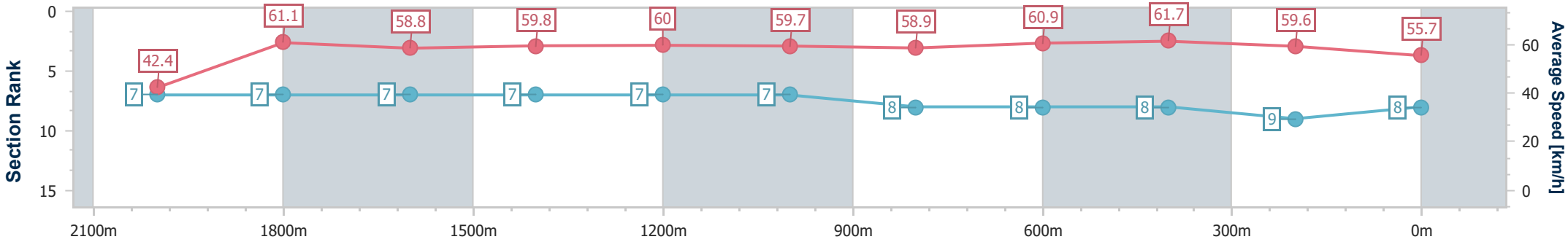

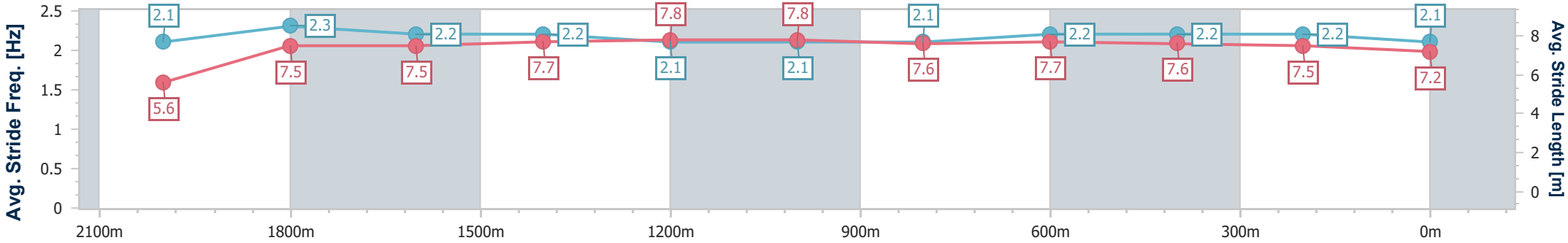

[ ]	Ranking at each section and finish
-:--.--	No data available at this section
NA	No data available

data processed by TRIPLESDATA

Horse/Jockey Name	Old Song
Final Rank	9
Fastest Section Time (Section)	0:10.35 (400m)
Top Speed [km/h] (Section)	64.4 (200m)
Race State	Finished

TAB

Eagle FarmProfessional

Race 3: TRACKSIDE WITH RICKY PONTING BENCHMARK 78 Handicap - 2206m

23 August 2025 - 12:58

Track Rating: Soft 5, Weather: Fine, Rail Position: +7m Entire

BRISBANE RACING CLUB

Section	Overall	2000m	1800m	1600m	1400m	1200m	1000m	800m	600m	400m	200m
Section Times	2:19.48 [9] (0:17.65)	2:01.83 [10] (0:11.86)	1:49.97 [8] (0:12.54)	1:37.43 [9] (0:12.22)	1:25.21 [9] (0:12.15)	1:13.06 [11] (0:12.20)	1:00.86 [11] (0:12.43)	0:48.43 [12] (0:12.04)	0:36.39 [12] (0:11.89)	0:24.50 [14] (0:10.35)	0:14.15 [1] (0:14.15)
Average Speed [km/h]	42.0	60.1	57.2	59.0	59.3	59.1	58.4	60.3	60.4	69.9	51.2
Top Speed [km/h]	60.3	61.7	59.5	60.6	60.7	60.3	59.5	61.9	62.1	61.2	64.4
Avg. Dist. to Rail [m]	8.4	1.7	0.5	0.6	0.2	0.4	1.9	1.6	0.5	2.9	6.3
Avg. Stride Freq. [Hz]	2.2	2.3	2.2	2.2	2.3	2.2	2.2	2.3	2.3	2.3	2.2
Avg. Stride Length [m]	5.4	7.3	7.1	7.4	7.4	7.4	7.3	7.4	7.1	7.5	6.4

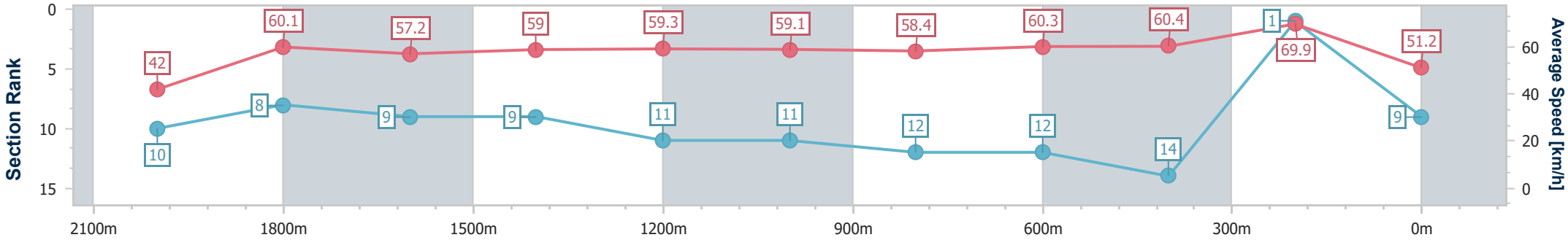

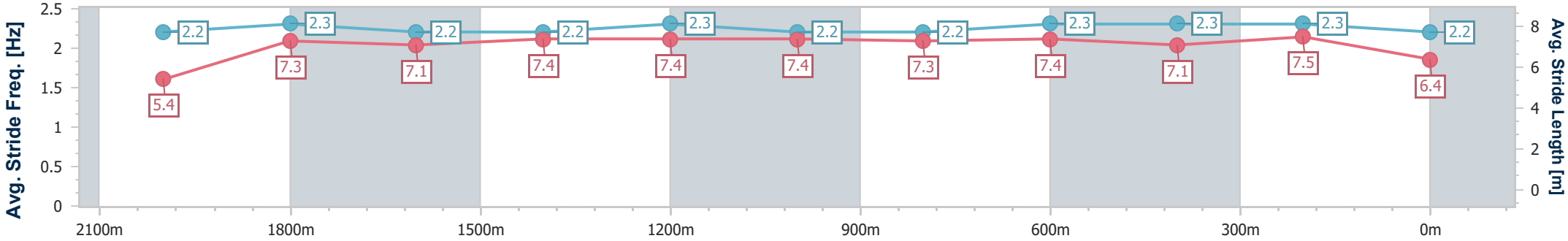

[ ]	Ranking at each section and finish
-:--.--	No data available at this section
NA	No data available

data processed by TRIPLESDATA

Horse/Jockey Name	Mistressofillusion
Final Rank	10
Fastest Section Time (Section)	0:11.84 (600m)
Top Speed [km/h] (Section)	62.4 (600m)
Race State	Finished

TAB

Eagle FarmProfessional

Race 3: TRACKSIDE WITH RICKY PONTING BENCHMARK 78 Handicap - 2206m

23 August 2025 - 12:58

Track Rating: Soft 5, Weather: Fine, Rail Position: +7m Entire

BRISBANE RACING CLUB

Section	Overall	2000m	1800m	1600m	1400m	1200m	1000m	800m	600m	400m	200m
Section Times	2:19.81 [10] (0:17.62)	2:02.19 [9] (0:12.18)	1:50.01 [10] (0:12.42)	1:37.59 [10] (0:12.15)	1:25.44 [10] (0:11.99)	1:13.45 [9] (0:11.99)	1:01.46 [9] (0:12.36)	0:49.10 [9] (0:11.93)	0:37.17 [9] (0:11.84)	0:25.33 [9] (0:12.08)	0:13.25 [10] (0:13.25)
Average Speed [km/h]	42.2	59.6	58.6	59.8	60.2	60.0	59.3	60.8	61.6	59.7	54.7
Top Speed [km/h]	58.8	61.3	60.4	61.6	62.0	60.9	59.6	62.3	62.4	61.2	57.2
Avg. Dist. to Rail [m]	11.2	1.1	2.0	2.5	2.7	2.9	3.1	2.0	2.9	6.7	8.5
Avg. Stride Freq. [Hz]	2.1	2.1	2.1	2.1	2.1	2.1	2.1	2.1	2.2	2.2	2.1
Avg. Stride Length [m]	5.6	7.7	7.8	8.1	8.1	8.0	8.0	8.0	7.9	7.6	7.2

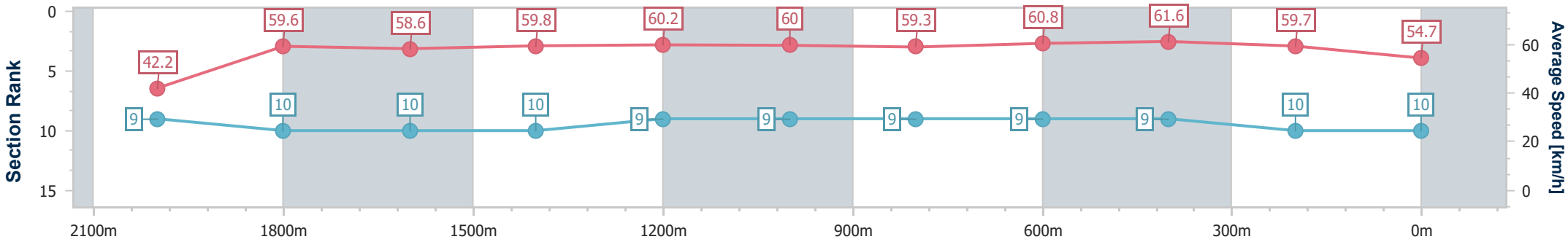

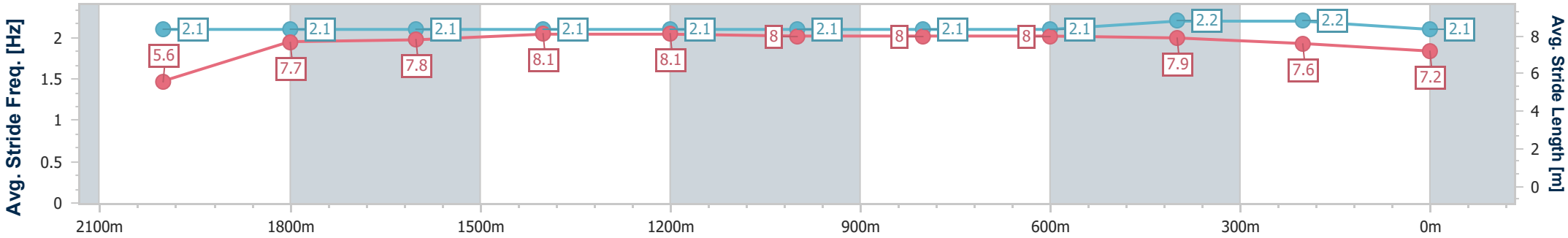

[ ]	Ranking at each section and finish
-:--.--	No data available at this section
NA	No data available

data processed by TRIPLESDATA

Horse/Jockey Name	Twigman
Final Rank	11
Fastest Section Time (Section)	0:11.56 (600m)
Top Speed [km/h] (Section)	63.2 (600m)
Race State	Finished

Eagle FarmProfessional

Race 3: TRACKSIDE WITH RICKY PONTING BENCHMARK 78 Handicap - 2206m

23 August 2025 - 12:58

Track Rating: Soft 5, Weather: Fine, Rail Position: +7m Entire

BRISBANE RACING CLUB

Section	Overall	2000m	1800m	1600m	1400m	1200m	1000m	800m	600m	400m	200m
Section Times	2:19.83 [11] (0:18.31)	2:01.52 [12] (0:12.25)	1:49.27 [13] (0:12.08)	1:37.19 [12] (0:12.20)	1:24.99 [13] (0:11.94)	1:13.05 [13] (0:12.08)	1:00.97 [13] (0:12.34)	0:48.63 [13] (0:11.91)	0:36.72 [13] (0:11.56)	0:25.16 [11] (0:12.05)	0:13.11 [12] (0:13.11)
Average Speed [km/h]	40.6	59.0	60.1	59.2	60.5	59.8	58.8	60.5	62.3	59.8	55.0
Top Speed [km/h]	58.6	61.4	61.8	60.2	61.8	61.1	59.6	62.3	63.2	61.8	57.6
Avg. Dist. to Rail [m]	8.4	0.6	1.5	1.9	3.1	3.5	1.4	0.2	1.0	5.8	5.3
Avg. Stride Freq. [Hz]	2.2	2.2	2.3	2.3	2.3	2.2	2.0	2.1	2.2	2.3	2.2
Avg. Stride Length [m]	5.2	7.4	7.3	7.3	7.4	7.4	8.0	7.8	8.0	7.1	6.8

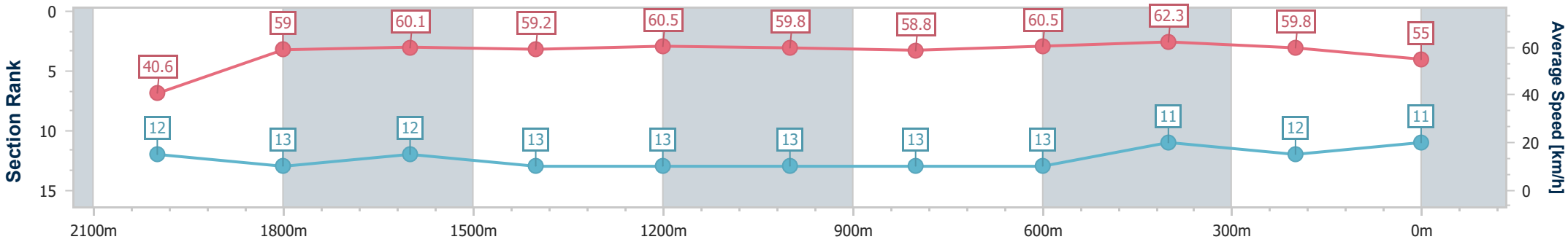

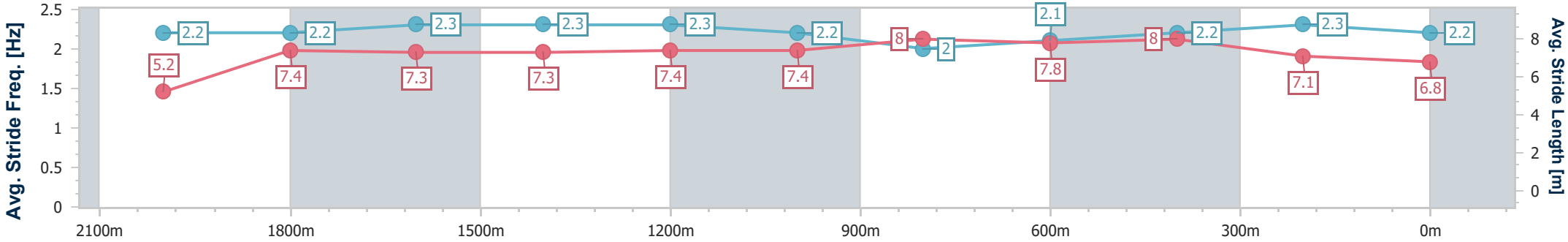

[ ]	Ranking at each section and finish
-:--.--	No data available at this section
NA	No data available

data processed by TRIPLESDATA

Horse/Jockey Name	Bengal Boy
Final Rank	12
Fastest Section Time (Section)	0:11.63 (600m)
Top Speed [km/h] (Section)	63.9 (600m)
Race State	Finished

TAB

Eagle FarmProfessional

Race 3: TRACKSIDE WITH RICKY PONTING BENCHMARK 78 Handicap - 2206m

23 August 2025 - 12:58

Track Rating: Soft 5, Weather: Fine, Rail Position: +7m Entire

BRISBANE RACING CLUB

Section	Overall	2000m	1800m	1600m	1400m	1200m	1000m	800m	600m	400m	200m
Section Times	2:19.98 [12] (0:18.43)	2:01.55 [14] (0:12.21)	1:49.34 [14] (0:12.31)	1:37.03 [14] (0:12.06)	1:24.97 [14] (0:11.99)	1:12.98 [14] (0:12.10)	1:00.88 [14] (0:12.26)	0:48.62 [14] (0:11.81)	0:36.81 [14] (0:11.63)	0:25.18 [13] (0:12.07)	0:13.11 [14] (0:13.11)
Average Speed [km/h]	40.3	59.0	59.2	59.8	60.1	59.5	58.9	61.2	62.1	59.8	55.1
Top Speed [km/h]	58.9	60.2	61.6	61.4	61.1	60.2	60.0	63.4	63.9	61.2	56.7
Avg. Dist. to Rail [m]	10.0	0.6	1.9	1.1	1.3	1.2	0.8	0.4	1.5	6.0	6.3
Avg. Stride Freq. [Hz]	2.1	2.2	2.2	2.2	2.2	2.2	2.2	2.2	2.3	2.3	2.2
Avg. Stride Length [m]	5.3	7.4	7.4	7.6	7.7	7.6	7.4	7.6	7.6	7.4	7.1

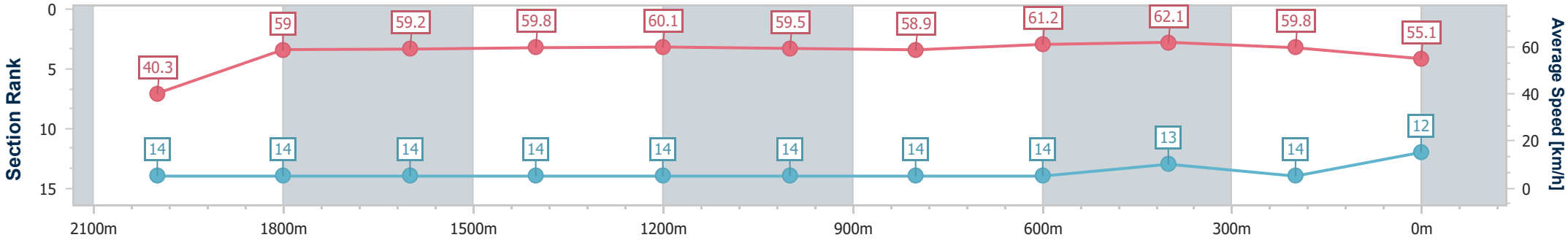

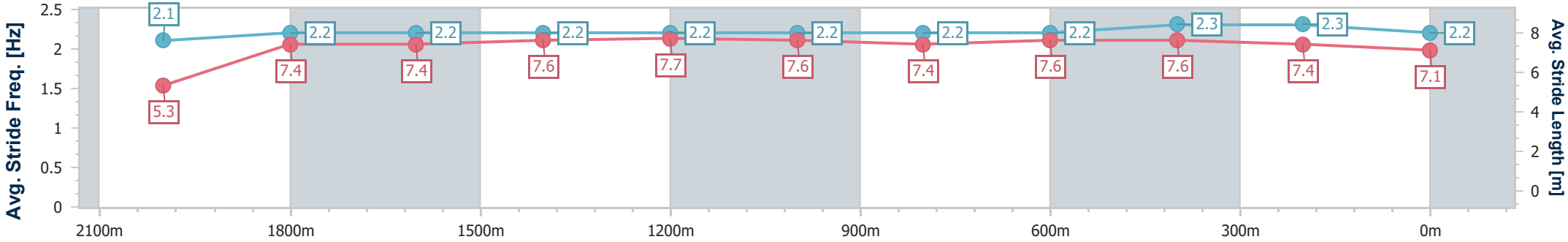

[ ]	Ranking at each section and finish
-:--.--	No data available at this section
NA	No data available

data processed by TRIPLESDATA

Horse/Jockey Name	Bitoftheblarney
Final Rank	13
Fastest Section Time (Section)	0:11.81 (2000m)
Top Speed [km/h] (Section)	62.3 (2000m)
Race State	Finished

Eagle FarmProfessional

Race 3: TRACKSIDE WITH RICKY PONTING BENCHMARK 78 Handicap - 2206m

23 August 2025 - 12:58

Track Rating: Soft 5, Weather: Fine, Rail Position: +7m Entire

BRISBANE RACING CLUB

Section	Overall	2000m	1800m	1600m	1400m	1200m	1000m	800m	600m	400m	200m
Section Times	2:20.21 [13] (0:16.80)	2:03.41 [2] (0:11.81)	1:51.60 [1] (0:12.39)	1:39.21 [1] (0:12.04)	1:27.17 [2] (0:11.98)	1:15.19 [2] (0:12.29)	1:02.90 [1] (0:12.49)	0:50.41 [1] (0:12.02)	0:38.39 [2] (0:11.85)	0:26.54 [3] (0:12.46)	0:14.08 [7] (0:14.08)
Average Speed [km/h]	44.1	60.8	58.6	60.1	60.2	58.5	58.3	60.1	60.7	57.7	51.3
Top Speed [km/h]	62.2	62.3	59.7	61.2	61.2	59.6	59.1	61.4	61.4	59.9	54.6
Avg. Dist. to Rail [m]	6.9	0.5	1.1	1.5	1.8	2.3	1.7	0.6	0.4	0.3	1.5
Avg. Stride Freq. [Hz]	2.2	2.3	2.2	2.2	2.2	2.2	2.2	2.4	2.4	2.3	2.2
Avg. Stride Length [m]	5.5	7.3	7.3	7.5	7.5	7.3	7.3	7.1	7.0	6.8	6.6

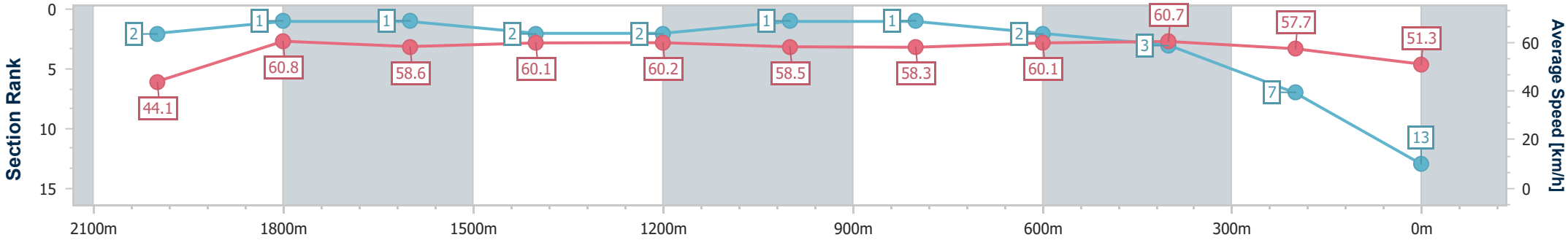

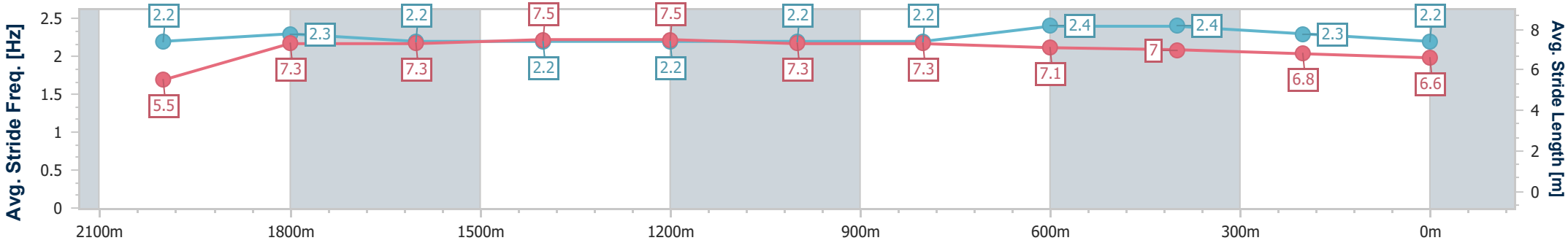

[ ]	Ranking at each section and finish
-:--.--	No data available at this section
NA	No data available

data processed by TRIPLESDATA

Horse/Jockey Name	Khor
Final Rank	14
Fastest Section Time (Section)	0:11.83 (800m)
Top Speed [km/h] (Section)	62.9 (800m)
Race State	Finished

TAB

Eagle FarmProfessional

Race 3: TRACKSIDE WITH RICKY PONTING BENCHMARK 78 Handicap - 2206m

23 August 2025 - 12:58

Track Rating: Soft 5, Weather: Fine, Rail Position: +7m Entire

BRISBANE RACING CLUB

Section	Overall	2000m	1800m	1600m	1400m	1200m	1000m	800m	600m	400m	200m
Section Times	2:20.89 [14] (0:17.52)	2:03.37 [8] (0:11.99)	1:51.38 [9] (0:12.39)	1:38.99 [8] (0:12.11)	1:26.88 [8] (0:12.06)	1:14.82 [8] (0:12.11)	1:02.71 [8] (0:12.32)	0:50.39 [7] (0:11.83)	0:38.56 [7] (0:11.87)	0:26.69 [7] (0:12.56)	0:14.13 [13] (0:14.13)
Average Speed [km/h]	42.4	60.3	58.5	59.6	59.9	59.7	58.6	61.0	61.1	57.3	51.1
Top Speed [km/h]	60.8	62.1	60.0	61.1	61.3	60.7	59.7	62.9	62.2	60.0	55.1
Avg. Dist. to Rail [m]	9.4	0.7	1.4	1.7	2.2	2.2	1.2	0.8	1.0	2.3	1.9
Avg. Stride Freq. [Hz]	2.2	2.3	2.3	2.3	2.3	2.2	2.3	2.3	2.4	2.3	2.1
Avg. Stride Length [m]	5.3	7.2	7.2	7.3	7.4	7.4	7.2	7.3	7.2	7.0	6.6

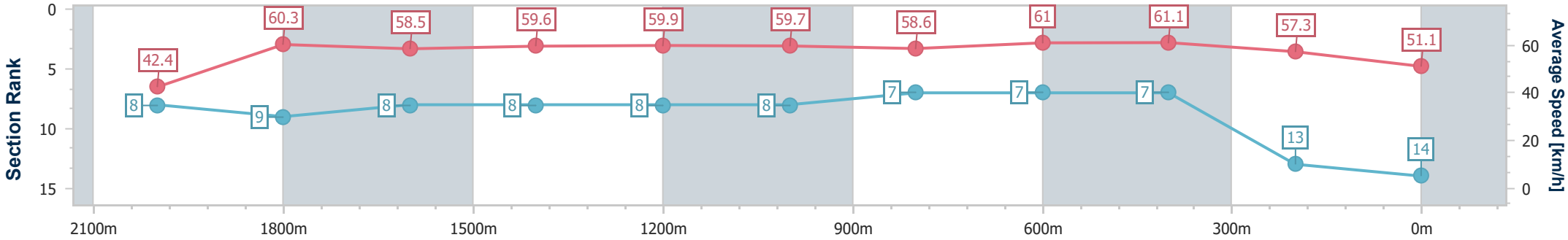

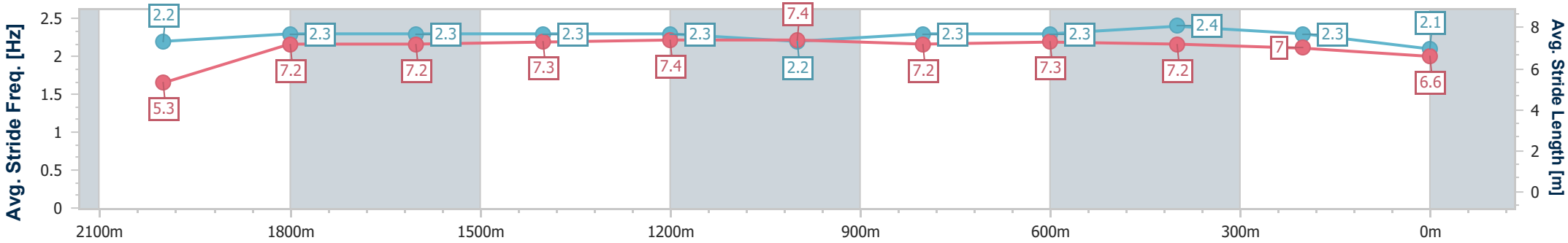

[ ]	Ranking at each section and finish
-:--.--	No data available at this section
NA	No data available

data processed by TRIPLESDATA

Eagle FarmProfessional

Race 4: DARUNEE HILL 10 YEARS OF SERVICE Fillies & Mares
BENCHMARK 78 Handicap - 1200m

23 August 2025 - 13:33

BRISBANE RACING CLUB

Track Rating: Soft 5, Weather: Fine, Rail Position: +7m Entire

Section	Overall	1000m	800m	600m	400m	200m	Last 600m
Field Times	1:10.96 (0:13.69)	0:57.27 (0:11.23)	0:46.04 (0:11.67)	0:34.37 (0:11.38)	0:22.99 (0:11.13)	0:11.86 (0:11.86)	0:34.37

Rank	TAB	Horse/Jockey	Barrier	Top Speed [km/h]	Fastest Section	Overall	1000m	800m	600m	400m	200m	Margin	Last 600m	Distance Travelled [m]
1	3	GOSPEL GIRL	8	67.7	0:10.86	1:10.96 [1]	0:56.95 [5]	0:45.80 [5]	0:34.18 [5]	0:22.72 [5]	0:11.86 [1]	1:10.96	0:34.18	
		Emily Lang		400m	400m	(0:14.01)	(0:11.15)	(0:11.62)	(0:11.46)	(0:10.86)	(0:11.86)			
2	8	JUST PRECIOUS	7	68.1	0:10.83	1:11.07 [2]	0:56.98 [6]	0:45.71 [7]	0:33.98 [8]	0:22.69 [7]	0:11.86 [4]	0.67L	0:33.98	-2
		Jake Bayliss		400m	400m	(0:14.09)	(0:11.27)	(0:11.73)	(0:11.29)	(0:10.83)	(0:11.86)			
3	11	BEREZKA	2	67.2	0:11.01	1:11.10 [3]	0:57.27 [4]	0:46.10 [3]	0:34.50 [2]	0:22.96 [4]	0:11.95 [2]	0.85L	0:34.50	-7
		Ben Thompson		400m	400m	(0:13.83)	(0:11.17)	(0:11.60)	(0:11.54)	(0:11.01)	(0:11.95)			
4	7	DISNEY CASTLE	10	67.9	0:10.86	1:11.27 [4]	0:56.82 [8]	0:45.57 [9]	0:34.10 [9]	0:22.78 [9]	0:11.92 [7]	1.85L	0:34.10	-3
		Kyle Wilson-Taylor		400m	400m	(0:14.45)	(0:11.25)	(0:11.47)	(0:11.32)	(0:10.86)	(0:11.92)			
5	2	TIJUANA TWO STEP	3	66.9	0:11.10	1:11.38 [5]	0:57.58 [3]	0:46.37 [4]	0:34.74 [3]	0:23.28 [2]	0:12.18 [3]	2.47L	0:34.74	+0
		Stacey Callow		1000m	400m	(0:13.80)	(0:11.21)	(0:11.63)	(0:11.46)	(0:11.10)	(0:12.18)			
6	12	TRANQUIL BAY	9	68.8	0:11.26	1:11.40 [6]	0:57.71 [1]	0:46.42 [2]	0:34.81 [1]	0:23.28 [3]	0:12.02 [8]	2.62L	0:34.81	-7
		Robbie Dolan		Overall	400m	(0:13.69)	(0:11.29)	(0:11.61)	(0:11.53)	(0:11.26)	(0:12.02)			
7	4	TARA JASMINE	11	67.4	0:10.96	1:11.44 [7]	0:56.99 [8]	0:45.97 [8]	0:34.57 [6]	0:23.09 [6]	0:12.13 [6]	2.81L	0:34.57	+3
		Luke Tarrant		1000m	400m	(0:14.45)	(0:11.02)	(0:11.40)	(0:11.48)	(0:10.96)	(0:12.13)			
8	10	TRY EVERYTHING	1	65.4	0:11.20	1:11.89 [8]	0:57.79 [7]	0:46.57 [6]	0:34.97 [7]	0:23.49 [8]	0:12.29 [9]	5.46L	0:34.97	-8
		Angela Jones		1000m	400m	(0:14.10)	(0:11.22)	(0:11.60)	(0:11.48)	(0:11.20)	(0:12.29)			
9	1	QUEEN OF THE MILE	4	67.4	0:11.12	1:12.15 [9]	0:58.35 [2]	0:47.23 [1]	0:35.42 [4]	0:24.18 [1]	0:12.92 [5]	7.02L	0:35.42	-2
		Jace McMurray		1000m	1000m	(0:13.80)	(0:11.12)	(0:11.81)	(0:11.24)	(0:11.26)	(0:12.92)			

Scratched: Lady Wardell (#9), African Daisy (#5), Without Parallel (#6)

[ ]	Ranking at each section and finish	**SCN**	Saddle cloth number
-:--.--	No data available at this section	**DNF**	Did not finish
NA	No data available	**DNT**	Did not track

data processed by TRIPLESDATA

Horse/Jockey Name	Gospel Girl
Final Rank	1
Fastest Section Time (Section)	0:10.86 (400m)
Top Speed [km/h] (Section)	67.7 (400m)
Race State	Finished

TAB

Eagle FarmProfessional

Race 4: DARUNEE HILL 10 YEARS OF SERVICE Fillies & Mares BENCHMARK 78 Handicap - 1200m

23 August 2025 - 13:33

Track Rating: Soft 5, Weather: Fine, Rail Position: +7m Entire

BRISBANE RACING CLUB

Section	Overall	1000m	800m	600m	400m	200m
Section Times	1:10.96 [1] (0:14.01)	0:56.95 [5] (0:11.15)	0:45.80 [5] (0:11.62)	0:34.18 [5] (0:11.46)	0:22.72 [5] (0:10.86)	0:11.86 [1] (0:11.86)
Average Speed [km/h]	51.5	65.7	63.1	64.0	66.2	60.6
Top Speed [km/h]	65.1	66.0	64.8	66.4	67.7	64.6
Avg. Dist. to Rail [m]	4.7	3.5	3.7	3.6	5.9	5.9
Avg. Stride Freq. [Hz]	2.3	2.5	2.4	2.4	2.5	2.4
Avg. Stride Length [m]	6.2	7.2	6.8	7.2	7.1	6.9

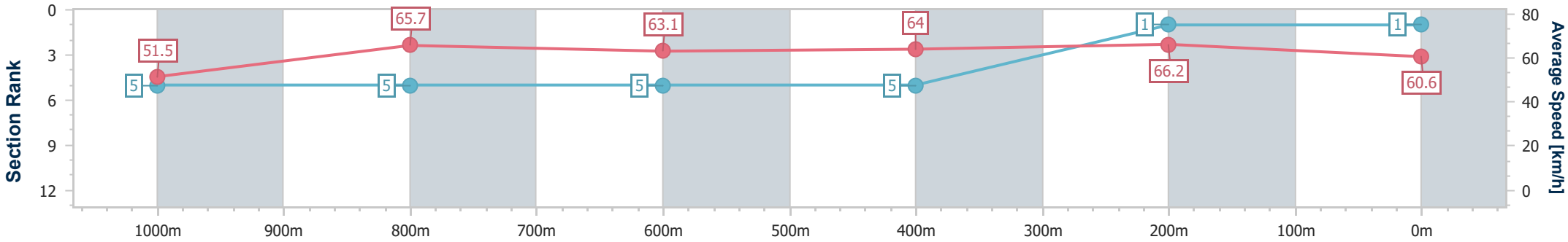

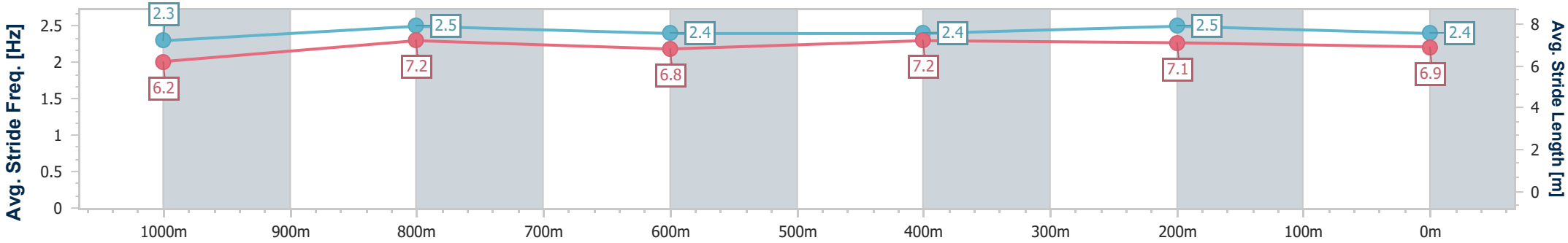

[ ]	Ranking at each section and finish
-:--.--	No data available at this section
NA	No data available

data processed by TRIPLESDATA

Horse/Jockey Name	Just Precious
Final Rank	2
Fastest Section Time (Section)	0:10.83 (400m)
Top Speed [km/h] (Section)	68.1 (400m)
Race State	Finished

TAB

Eagle FarmProfessional

Race 4: DARUNEE HILL 10 YEARS OF SERVICE Fillies & Mares BENCHMARK 78 Handicap - 1200m

23 August 2025 - 13:33

Track Rating: Soft 5, Weather: Fine, Rail Position: +7m Entire

BRISBANE RACING CLUB

Section	Overall	1000m	800m	600m	400m	200m
Section Times	1:11.07 [2] (0:14.09)	0:56.98 [6] (0:11.27)	0:45.71 [7] (0:11.73)	0:33.98 [8] (0:11.29)	0:22.69 [7] (0:10.83)	0:11.86 [4] (0:11.86)
Average Speed [km/h]	51.1	64.9	62.4	64.8	66.3	60.7
Top Speed [km/h]	64.6	66.9	63.6	67.9	68.1	63.6
Avg. Dist. to Rail [m]	3.4	3.0	3.3	2.5	2.4	2.7
Avg. Stride Freq. [Hz]	2.1	2.3	2.3	2.3	2.4	2.3
Avg. Stride Length [m]	6.7	7.8	7.7	7.8	7.8	7.3

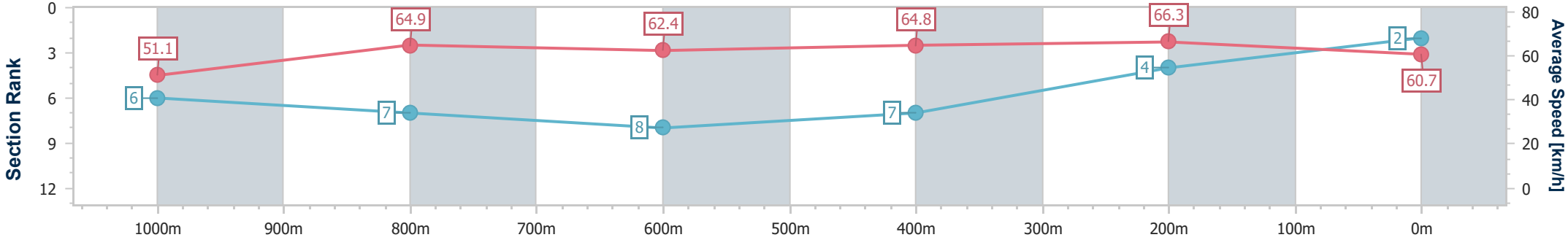

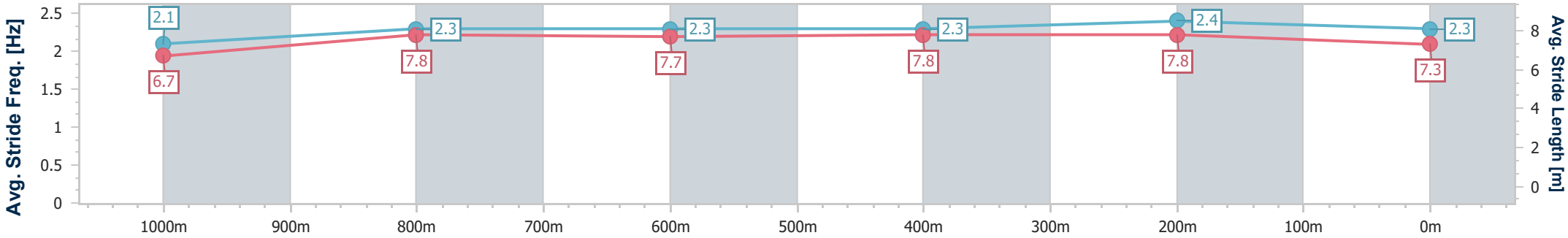

[ ]	Ranking at each section and finish
-:--.--	No data available at this section
NA	No data available

data processed by TRIPLESDATA

Horse/Jockey Name	Berezka
Final Rank	3
Fastest Section Time (Section)	0:11.01 (400m)
Top Speed [km/h] (Section)	67.2 (400m)
Race State	Finished

TAB

Eagle FarmProfessional

Race 4: DARUNEE HILL 10 YEARS OF SERVICE Fillies & Mares BENCHMARK 78 Handicap - 1200m

23 August 2025 - 13:33

Track Rating: Soft 5, Weather: Fine, Rail Position: +7m Entire

BRISBANE RACING CLUB

Section	Overall	1000m	800m	600m	400m	200m
Section Times	1:11.10 [3] (0:13.83)	0:57.27 [4] (0:11.17)	0:46.10 [3] (0:11.60)	0:34.50 [2] (0:11.54)	0:22.96 [4] (0:11.01)	0:11.95 [2] (0:11.95)
Average Speed [km/h]	51.9	64.6	62.8	62.9	65.4	60.3
Top Speed [km/h]	65.3	65.6	64.7	64.7	67.2	64.7
Avg. Dist. to Rail [m]	1.1	0.5	2.0	2.2	1.1	2.1
Avg. Stride Freq. [Hz]	2.4	2.5	2.4	2.4	2.5	2.4
Avg. Stride Length [m]	6.0	7.1	7.2	7.2	7.1	6.9

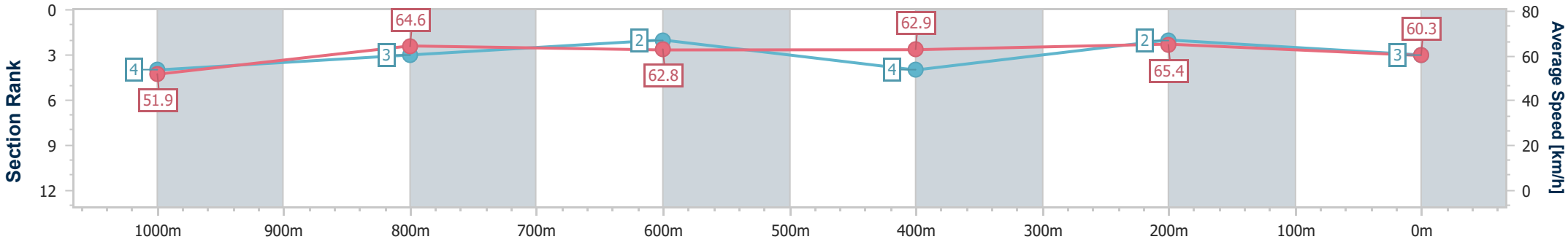

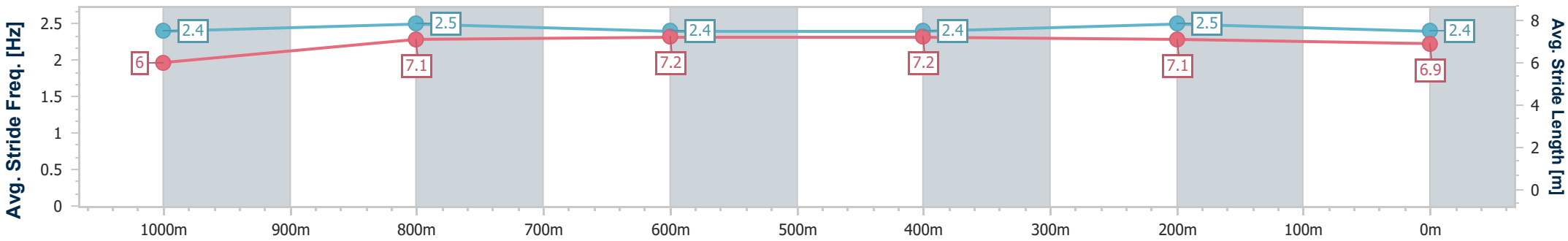

[ ]	Ranking at each section and finish
-:--.--	No data available at this section
NA	No data available

data processed by TRIPLESDATA

Horse/Jockey Name	Disney Castle
Final Rank	4
Fastest Section Time (Section)	0:10.86 (400m)
Top Speed [km/h] (Section)	67.9 (400m)
Race State	Finished

TAB

Eagle FarmProfessional

Race 4: DARUNEE HILL 10 YEARS OF SERVICE Fillies & Mares BENCHMARK 78 Handicap - 1200m

23 August 2025 - 13:33

Track Rating: Soft 5, Weather: Fine, Rail Position: +7m Entire

BRISBANE RACING CLUB

Section	Overall	1000m	800m	600m	400m	200m
Section Times	1:11.27 [4] (0:14.45)	0:56.82 [8] (0:11.25)	0:45.57 [9] (0:11.47)	0:34.10 [9] (0:11.32)	0:22.78 [9] (0:10.86)	0:11.92 [7] (0:11.92)
Average Speed [km/h]	50.0	64.8	63.8	64.3	66.2	60.3
Top Speed [km/h]	64.5	65.8	65.4	66.2	67.9	64.4
Avg. Dist. to Rail [m]	5.5	2.7	3.4	1.9	3.8	6.3
Avg. Stride Freq. [Hz]	2.3	2.5	2.4	2.4	2.5	2.4
Avg. Stride Length [m]	6.1	7.3	7.3	7.2	7.2	6.9

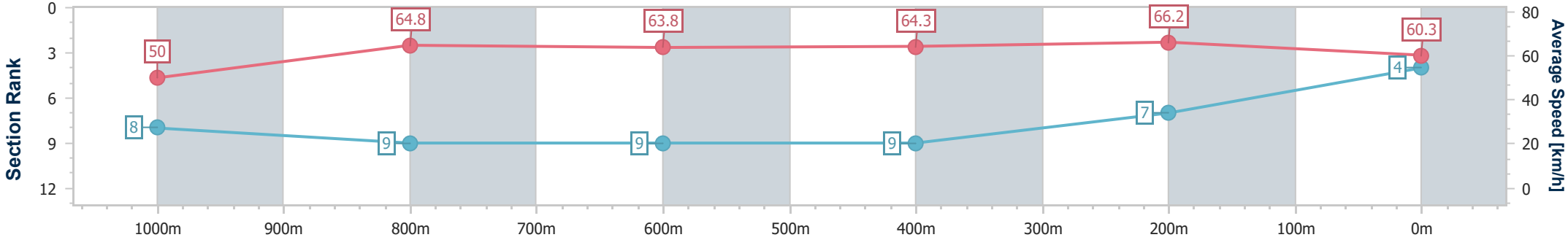

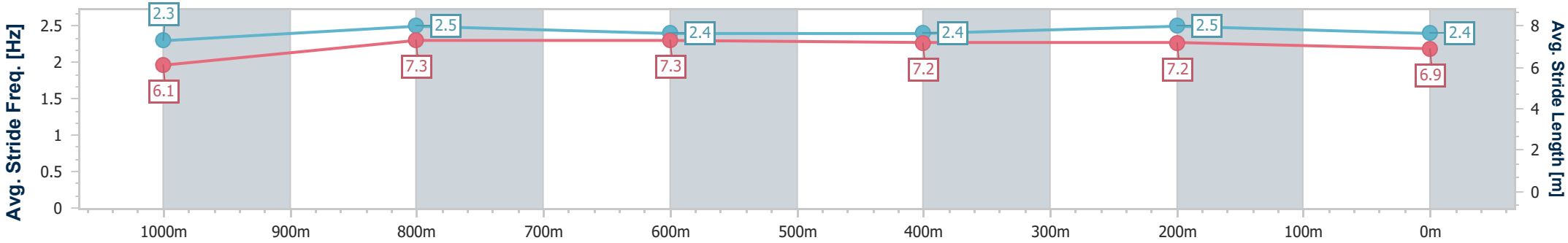

[ ]	Ranking at each section and finish
-:--.--	No data available at this section
NA	No data available

data processed by TRIPLESDATA

Horse/Jockey Name	Tijuana Two Step
Final Rank	5
Fastest Section Time (Section)	0:11.10 (400m)
Top Speed [km/h] (Section)	66.9 (1000m)
Race State	Finished

TAB

Eagle FarmProfessional

Race 4: DARUNEE HILL 10 YEARS OF SERVICE Fillies & Mares BENCHMARK 78 Handicap - 1200m

23 August 2025 - 13:33

Track Rating: Soft 5, Weather: Fine, Rail Position: +7m Entire

BRISBANE RACING CLUB

Section	Overall	1000m	800m	600m	400m	200m
Section Times	1:11.38 [5] (0:13.80)	0:57.58 [3] (0:11.21)	0:46.37 [4] (0:11.63)	0:34.74 [3] (0:11.46)	0:23.28 [2] (0:11.10)	0:12.18 [3] (0:12.18)
Average Speed [km/h]	52.2	65.3	62.9	64.3	64.9	58.9
Top Speed [km/h]	65.2	66.9	64.5	65.0	65.7	62.3
Avg. Dist. to Rail [m]	1.9	2.6	4.1	4.3	4.3	4.8
Avg. Stride Freq. [Hz]	2.3	2.5	2.4	2.5	2.6	2.5
Avg. Stride Length [m]	6.2	7.3	7.2	7.2	7.0	6.6

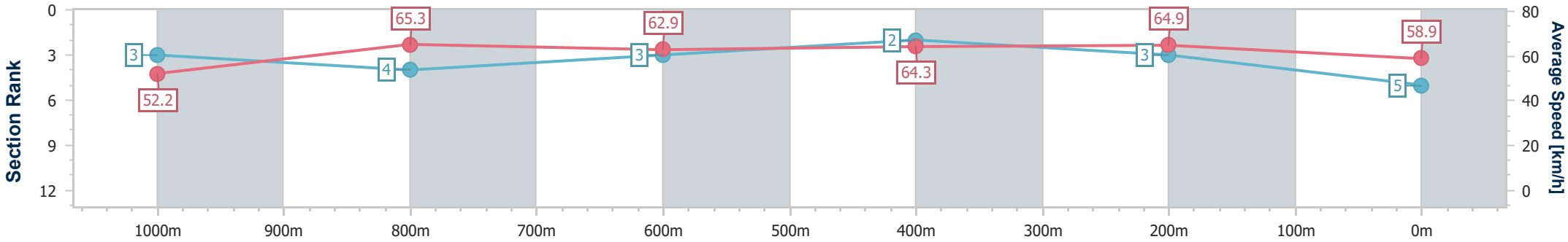

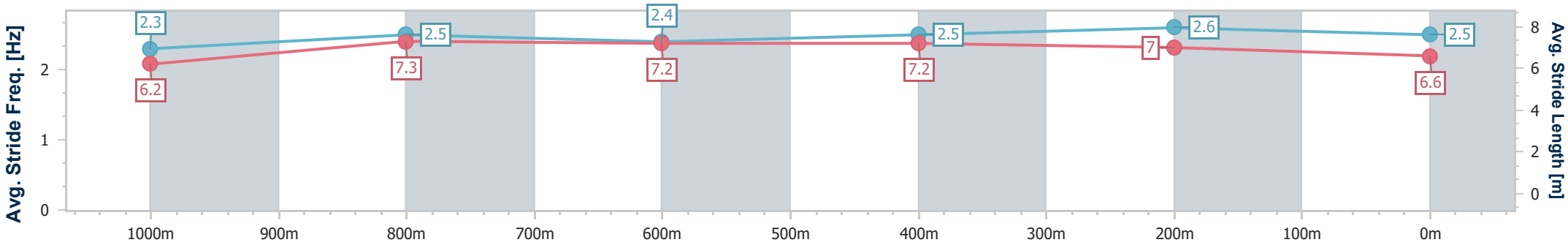

[ ]	Ranking at each section and finish
-:--.--	No data available at this section
NA	No data available

data processed by TRIPLESDATA

Horse/Jockey Name	Tranquil Bay
Final Rank	6
Fastest Section Time (Section)	0:11.26 (400m)
Top Speed [km/h] (Section)	68.8 (Overall)
Race State	Finished

TAB

Eagle FarmProfessional

Race 4: DARUNEE HILL 10 YEARS OF SERVICE Fillies & Mares BENCHMARK 78 Handicap - 1200m

23 August 2025 - 13:33

Track Rating: Soft 5, Weather: Fine, Rail Position: +7m Entire

BRISBANE RACING CLUB

Section	Overall	1000m	800m	600m	400m	200m
Section Times	1:11.40 [6] (0:13.69)	0:57.71 [1] (0:11.29)	0:46.42 [2] (0:11.61)	0:34.81 [1] (0:11.53)	0:23.28 [3] (0:11.26)	0:12.02 [8] (0:12.02)
Average Speed [km/h]	52.9	64.4	62.3	62.4	63.8	59.9
Top Speed [km/h]	68.8	67.6	63.7	63.7	64.4	63.0
Avg. Dist. to Rail [m]	5.8	2.2	1.2	0.2	0.3	0.7
Avg. Stride Freq. [Hz]	2.4	2.5	2.5	2.5	2.5	2.5
Avg. Stride Length [m]	6.1	6.8	7.1	7.0	6.9	6.8

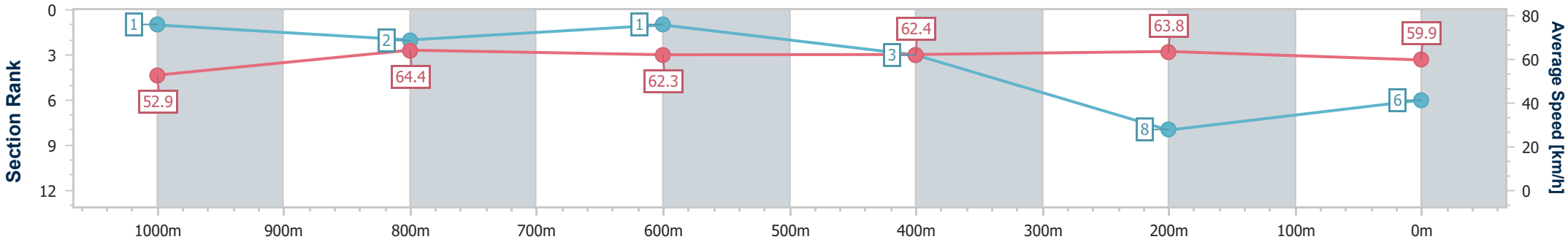

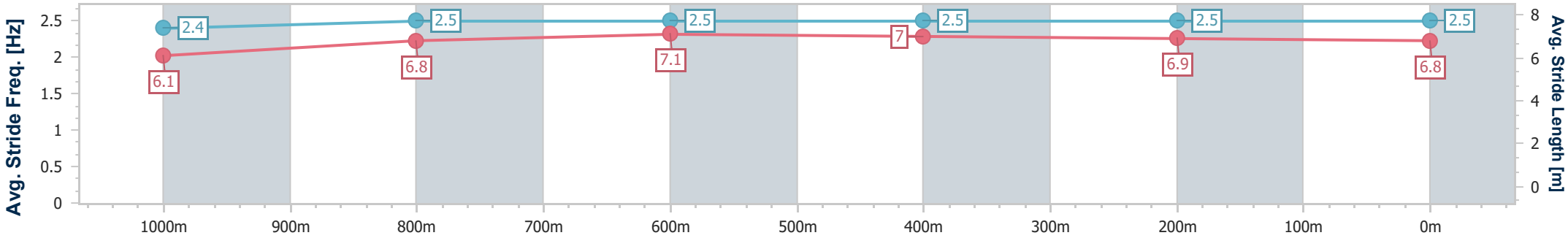

[ ]	Ranking at each section and finish
-:--.--	No data available at this section
NA	No data available

data processed by TRIPLESDATA

Horse/Jockey Name	Tara Jasmine
Final Rank	7
Fastest Section Time (Section)	0:10.96 (400m)
Top Speed [km/h] (Section)	67.4 (1000m)
Race State	Finished

TAB

Eagle FarmProfessional

Race 4: DARUNEE HILL 10 YEARS OF SERVICE Fillies & Mares BENCHMARK 78 Handicap - 1200m

23 August 2025 - 13:33

Track Rating: Soft 5, Weather: Fine, Rail Position: +7m Entire

BRISBANE RACING CLUB

Section	Overall	1000m	800m	600m	400m	200m
Section Times	1:11.44 [7] (0:14.45)	0:56.99 [8] (0:11.02)	0:45.97 [8] (0:11.40)	0:34.57 [6] (0:11.48)	0:23.09 [6] (0:10.96)	0:12.13 [6] (0:12.13)
Average Speed [km/h]	50.2	66.2	64.5	64.7	65.6	59.3
Top Speed [km/h]	65.1	67.4	65.4	66.9	67.1	64.2
Avg. Dist. to Rail [m]	5.0	3.3	4.4	6.3	11.5	14.5
Avg. Stride Freq. [Hz]	2.1	2.4	2.3	2.4	2.4	2.4
Avg. Stride Length [m]	6.5	7.5	7.6	7.4	7.5	7.0

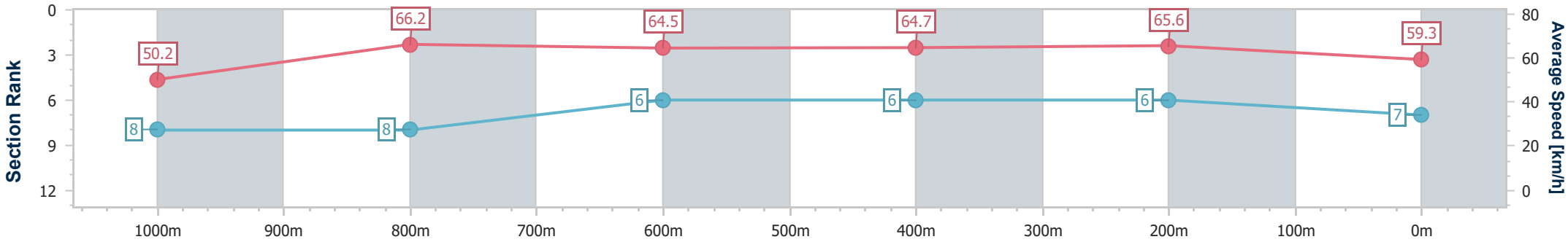

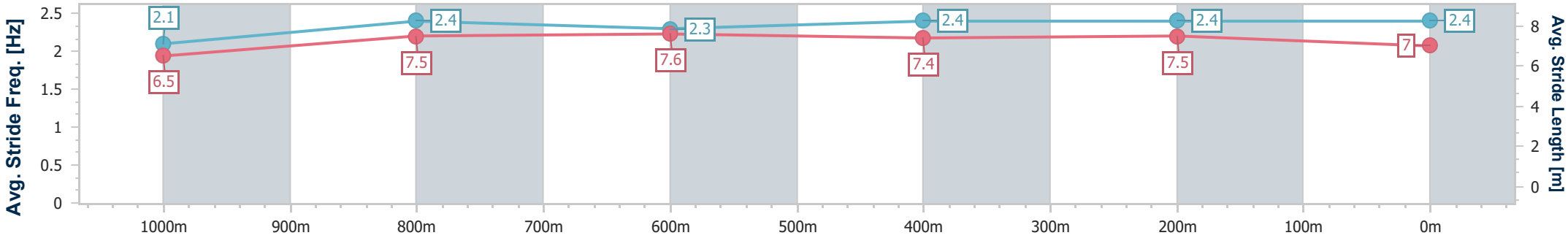

[ ]	Ranking at each section and finish
-:--.--	No data available at this section
NA	No data available

data processed by TRIPLESDATA

Horse/Jockey Name	Try Everything
Final Rank	8
Fastest Section Time (Section)	0:11.20 (400m)
Top Speed [km/h] (Section)	65.4 (1000m)
Race State	Finished

TAB

Eagle FarmProfessional

Race 4: DARUNEE HILL 10 YEARS OF SERVICE Fillies & Mares BENCHMARK 78 Handicap - 1200m

23 August 2025 - 13:33

Track Rating: Soft 5, Weather: Fine, Rail Position: +7m Entire

BRISBANE RACING CLUB

Section	Overall	1000m	800m	600m	400m	200m
Section Times	1:11.89 [8] (0:14.10)	0:57.79 [7] (0:11.22)	0:46.57 [6] (0:11.60)	0:34.97 [7] (0:11.48)	0:23.49 [8] (0:11.20)	0:12.29 [9] (0:12.29)
Average Speed [km/h]	51.2	64.5	62.3	62.9	64.3	58.6
Top Speed [km/h]	64.0	65.4	63.2	64.5	65.0	62.7
Avg. Dist. to Rail [m]	1.2	1.5	0.9	0.6	1.3	1.6
Avg. Stride Freq. [Hz]	2.2	2.5	2.4	2.4	2.5	2.4
Avg. Stride Length [m]	6.1	7.1	7.0	7.2	7.1	6.7

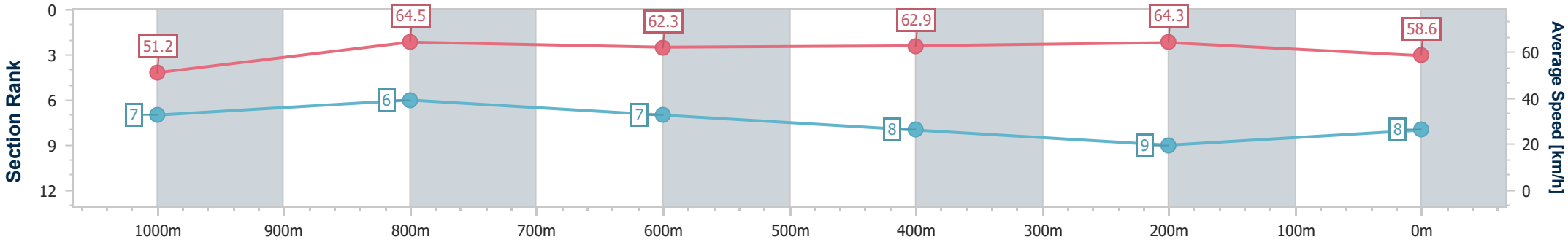

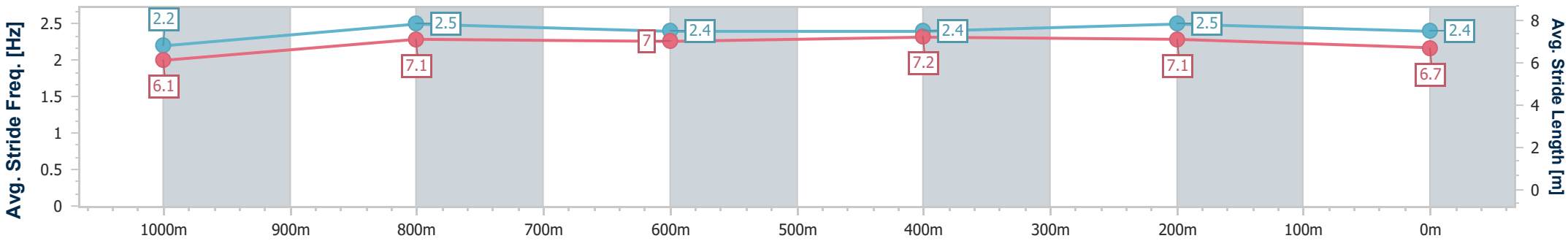

[ ]	Ranking at each section and finish
-:--.--	No data available at this section
NA	No data available

data processed by TRIPLESDATA

Horse/Jockey Name	Queen Of The Mile
Final Rank	9
Fastest Section Time (Section)	0:11.12 (1000m)
Top Speed [km/h] (Section)	67.4 (1000m)
Race State	Finished

TAB

Eagle FarmProfessional

Race 4: DARUNEE HILL 10 YEARS OF SERVICE Fillies & Mares BENCHMARK 78 Handicap - 1200m

23 August 2025 - 13:33

Track Rating: Soft 5, Weather: Fine, Rail Position: +7m Entire

BRISBANE RACING CLUB

Section	Overall	1000m	800m	600m	400m	200m
Section Times	1:12.15 [9] (0:13.80)	0:58.35 [2] (0:11.12)	0:47.23 [1] (0:11.81)	0:35.42 [4] (0:11.24)	0:24.18 [1] (0:11.26)	0:12.92 [5] (0:12.92)
Average Speed [km/h]	52.3	66.3	62.0	64.5	63.9	55.6
Top Speed [km/h]	65.9	67.4	64.9	65.4	65.5	62.2
Avg. Dist. to Rail [m]	3.8	4.2	4.0	1.2	0.9	2.6
Avg. Stride Freq. [Hz]	2.2	2.4	2.3	2.4	2.4	2.3
Avg. Stride Length [m]	6.5	7.6	7.4	7.5	7.3	6.8

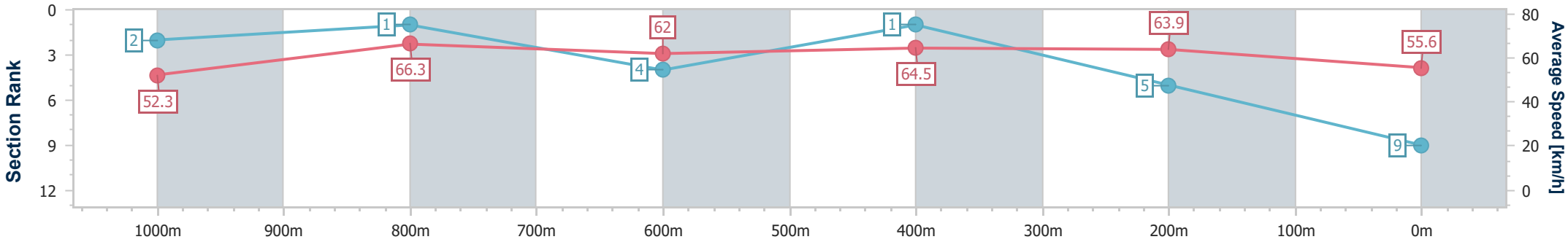

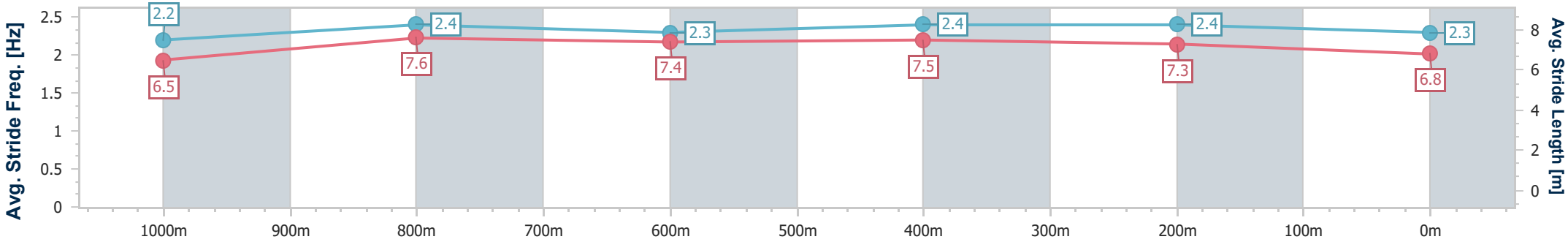

[ ]	Ranking at each section and finish
-:--.--	No data available at this section
NA	No data available

data processed by TRIPLESDATA

Eagle FarmProfessional

Race 5: XXXX Class 3 Plate - 1600m

23 August 2025 - 14:09

BRISBANE RACING CLUB

Track Rating: Soft 5, Weather: Fine, Rail Position: +7m Entire

Section	Overall	1400m	1200m	1000m	800m	600m	400m	Last 600m
Field Times	1:35.74 (0:13.61)	1:22.13 (0:10.77)	1:11.36 (0:11.53)	0:59.83 (0:11.90)	0:47.93 (0:12.11)	0:35.82 (0:11.73)	0:24.09 (0:11.77)	0:35.82

Rank	TAB	Horse/Jockey	Barrier	Top Speed [km/h]	Fastest Section	Overall	1400m	1200m	1000m	800m	600m	400m	Last 600m	Distance Travelled [m]
1	11	TREVENSON	7	67.2	0:11.07	1:35.74 [1]	1:21.60 [7]	1:10.53 [7]	0:58.88 [9]	0:46.80 [9]	0:34.87 [10]	0:23.10 [11]	0:34.87	
		Olivia Webb		1400m	1400m	(0:14.14)	(0:11.07)	(0:11.65)	(0:12.08)	(0:11.93)	(0:11.77)	(0:11.23)		
2	12	ZAHER	6	68.0	0:11.18	1:35.82 [2]	1:21.98 [4]	1:10.80 [5]	0:59.21 [6]	0:47.23 [6]	0:35.24 [6]	0:23.63 [6]	0:35.24	-1
		Jace McMurray		Overall	1400m	(0:13.84)	(0:11.18)	(0:11.59)	(0:11.98)	(0:11.99)	(0:11.61)	(0:11.56)		
3	14	SIMPLY AMAZING	4	68.0	0:10.91	1:35.85 [3]	1:21.65 [8]	1:10.74 [6]	0:59.31 [5]	0:47.34 [5]	0:35.41 [5]	0:23.77 [5]	0:35.41	-4
		Cody Collis		1400m	1400m	(0:14.20)	(0:10.91)	(0:11.43)	(0:11.97)	(0:11.93)	(0:11.64)	(0:11.46)		
4	9	MAKE A CALL	13	69.1	0:10.94	1:36.14 [4]	1:21.67 [10]	1:10.73 [10]	0:59.02 [10]	0:46.99 [10]	0:35.32 [9]	0:23.83 [7]	0:35.32	+2
		Angela Jones		1400m	1400m	(0:14.47)	(0:10.94)	(0:11.71)	(0:12.03)	(0:11.67)	(0:11.49)	(0:11.38)		
5	10	RASHFORD	12	67.4	0:11.12	1:36.36 [5]	1:22.24 [6]	1:11.12 [8]	0:59.58 [7]	0:47.58 [7]	0:35.60 [8]	0:23.97 [9]	0:35.60	+0
		Martin Harley		1400m	1400m	(0:14.12)	(0:11.12)	(0:11.54)	(0:12.00)	(0:11.98)	(0:11.63)	(0:11.45)		
6	13	MORE LOVE	5	68.2	0:10.96	1:36.36 [6]	1:22.43 [5]	1:11.47 [4]	0:59.90 [4]	0:47.95 [4]	0:36.07 [4]	0:24.49 [3]	0:36.07	-7
		Rikki Jamieson		1400m	1400m	(0:13.93)	(0:10.96)	(0:11.57)	(0:11.95)	(0:11.88)	(0:11.58)	(0:11.74)		
7	5	RAZORS	17	67.6	0:10.77	1:36.51 [7]	1:22.90 [1]	1:12.13 [1]	1:00.60 [1]	0:48.70 [1]	0:36.59 [1]	0:24.86 [1]	0:36.59	+1
		Ben Thompson		1400m	1400m	(0:13.61)	(0:10.77)	(0:11.53)	(0:11.90)	(0:12.11)	(0:11.73)	(0:11.77)		
8	17	NOTES	3	66.5	0:11.05	1:36.69 [8]	1:22.40 [9]	1:11.35 [9]	0:59.88 [8]	0:47.89 [8]	0:36.05 [7]	0:24.37 [8]	0:36.05	-4
		Dylan Turner		1400m	1400m	(0:14.29)	(0:11.05)	(0:11.47)	(0:11.99)	(0:11.84)	(0:11.68)	(0:11.78)		
9	16	PREMISE	16	67.1	0:10.99	1:36.70 [9]	1:23.03 [2]	1:12.04 [2]	1:00.60 [2]	0:48.64 [2]	0:36.67 [2]	0:24.93 [2]	0:36.67	-2
		Jake Bayliss		1400m	1400m	(0:13.67)	(0:10.99)	(0:11.44)	(0:11.96)	(0:11.97)	(0:11.74)	(0:11.88)		
10	15	CLASSIQUE GAL	2	64.9	0:11.35	1:36.82 [10]	1:22.31 [12]	1:10.96 [12]	0:59.44 [12]	0:47.38 [12]	0:35.51 [12]	0:23.83 [12]	0:35.51	+5
		Siobhan Rutledge		1400m	1400m	(0:14.51)	(0:11.35)	(0:11.52)	(0:12.06)	(0:11.87)	(0:11.68)	(0:11.54)		

Scratched: Hereditary (#1), Kadall (#2), Smart Action (#6), Marenaro (#3), Half Listening (#8)

[ ]	Ranking at each section and finish	SCN	Saddle cloth number
-:--.--	No data available at this section	DNF	Did not finish
NA	No data available	DNT	Did not track

data processed by TRIPLESDATA

Eagle FarmProfessional

Race 5: XXXX Class 3 Plate - 1600m

23 August 2025 - 14:09

BRISBANE RACING CLUB

Track Rating: Soft 5, Weather: Fine, Rail Position: +7m Entire

Section	Overall	1400m	1200m	1000m	800m	600m	400m	Last 600m
Field Times	1:35.74 (0:13.61)	1:22.13 (0:10.77)	1:11.36 (0:11.53)	0:59.83 (0:11.90)	0:47.93 (0:12.11)	0:35.82 (0:11.73)	0:24.09 (0:11.77)	0:35.82

Rank	TAB	Horse/Jockey	Barrier	Top Speed [km/h]	Fastest Section	Overall	1400m	1200m	1000m	800m	600m	400m	Last 600m	Distance Travelled [m]
11	4	PRADO	9	68.4	0:11.02	1:36.87 [11]	1:22.36 [11]	1:11.34 [11]	0:59.71 [11]	0:47.64 [11]	0:35.99 [11]	0:24.35 [10]	0:35.99	-4
		Anthony Allen		1400m	1400m	(0:14.51)	(0:11.02)	(0:11.63)	(0:12.07)	(0:11.65)	(0:11.64)	(0:11.74)		
12	7	YOU AND I	1	67.4	0:11.05	1:36.93 [12]	1:23.14 [3]	1:12.09 [3]	1:00.59 [3]	0:48.76 [3]	0:36.80 [3]	0:24.98 [4]	0:36.80	-8
		Jackson Morris		1400m	1400m	(0:13.79)	(0:11.05)	(0:11.50)	(0:11.83)	(0:11.96)	(0:11.82)	(0:11.87)		

Scratched: Hereditary (#1), Kadall (#2), Smart Action (#6), Marenaro (#3), Half Listening (#8)

[ ]	Ranking at each section and finish	**SCN**	Saddle cloth number
-:--.--	No data available at this section	**DNF**	Did not finish
NA	No data available	**DNT**	Did not track

data processed by TRIPLESDATA

Eagle FarmProfessional

Race 5: XXXX Class 3 Plate - 1600m

23 August 2025 - 14:09

BRISBANE RACING CLUB

Track Rating: Soft 5, Weather: Fine, Rail Position: +7m Entire

Section	200m	Last 600m
Field Times	0:12.32 (0:12.32)	0:35.82

Rank	TAB	Horse/Jockey	Barrier	Top Speed [km/h]	Fastest Section		Margin		Distance Travelled [m]
1	11	**TREVENSON**	7	67.2	0:11.07	0:11.87 [9]	1:35.74	0:34.87	
		Olivia Webb		1400m	1400m	(0:11.87)			
2	12	**ZAHER**	6	68.0	0:11.18	0:12.07 [6]	0.47L	0:35.24	-1
		Jace McMurray		Overall	1400m	(0:12.07)			
3	14	**SIMPLY AMAZING**	4	68.0	0:10.91	0:12.31 [2]	0.64L	0:35.41	-4
		Cody Collis		1400m	1400m	(0:12.31)			
4	9	**MAKE A CALL**	13	69.1	0:10.94	0:12.45 [5]	2.36L	0:35.32	+2
		Angela Jones		1400m	1400m	(0:12.45)			
5	10	**RASHFORD**	12	67.4	0:11.12	0:12.52 [8]	3.61L	0:35.60	+0
		Martin Harley		1400m	1400m	(0:12.52)			
6	13	**MORE LOVE**	5	68.2	0:10.96	0:12.75 [3]	3.62L	0:36.07	-7
		Rikki Jamieson		1400m	1400m	(0:12.75)			
7	5	**RAZORS**	17	67.6	0:10.77	0:13.09 [1]	4.51L	0:36.59	+1
		Ben Thompson		1400m	1400m	(0:13.09)			
8	17	**NOTES**	3	66.5	0:11.05	0:12.59 [10]	5.59L	0:36.05	-4
		Dylan Turner		1400m	1400m	(0:12.59)			
9	16	**PREMISE**	16	67.1	0:10.99	0:13.05 [4]	5.64L	0:36.67	-2
		Jake Bayliss		1400m	1400m	(0:13.05)			
10	15	**CLASSIQUE GAL**	2	64.9	0:11.35	0:12.29 [12]	6.36L	0:35.51	+5
		Siobhan Rutledge		1400m	1400m	(0:12.29)			

Scratched: Hereditary (#1), Kadall (#2), Smart Action (#6), Marenaro (#3), Half Listening (#8)

[ ]	Ranking at each section and finish	**SCN**	Saddle cloth number
-:--.--	No data available at this section	**DNF**	Did not finish
NA	No data available	**DNT**	Did not track

data processed by TRIPLESDATA

Eagle FarmProfessional

Race 5: XXXX Class 3 Plate - 1600m

23 August 2025 - 14:09

BRISBANE RACING CLUB

Track Rating: Soft 5, Weather: Fine, Rail Position: +7m Entire

Section	200m	Last 600m
Field Times	0:12.32 (0:12.32)	0:35.82

Rank	TAB	Horse/Jockey	Barrier	Top Speed [km/h]	Fastest Section		Margin			Distance Travelled [m]
11	4	PRADO	9	68.4	0:11.02	0:12.61 [11]	6.62L		0:35.99	-4
		Anthony Allen		1400m	1400m	(0:12.61)				
12	7	YOU AND I	1	67.4	0:11.05	0:13.11 [7]	7.01L		0:36.80	-8
		Jackson Morris		1400m	1400m	(0:13.11)				

Scratched: Hereditary (#1), Kadall (#2), Smart Action (#6), Marenaro (#3), Half Listening (#8)

[ ]	Ranking at each section and finish	SCN	Saddle cloth number
-:--.--	No data available at this section	DNF	Did not finish
NA	No data available	DNT	Did not track

data processed by TRIPLESDATA

Horse/Jockey Name	Trevenson
Final Rank	1
Fastest Section Time (Section)	0:11.07 (1400m)
Top Speed [km/h] (Section)	67.2 (1400m)
Race State	Finished

TAB

Eagle FarmProfessional

Race 5: XXXX Class 3 Plate - 1600m

23 August 2025 - 14:09

Track Rating: Soft 5, Weather: Fine, Rail Position: +7m Entire

BRISBANE RACING CLUB

Section	Overall	1400m	1200m	1000m	800m	600m	400m	200m
Section Times	1:35.74 [1] (0:14.14)	1:21.60 [7] (0:11.07)	1:10.53 [7] (0:11.65)	0:58.88 [9] (0:12.08)	0:46.80 [9] (0:11.93)	0:34.87 [10] (0:11.77)	0:23.10 [11] (0:11.23)	0:11.87 [9] (0:11.87)
Average Speed [km/h]	51.1	65.2	61.9	60.1	60.8	61.8	64.0	60.6
Top Speed [km/h]	66.6	67.2	64.0	61.7	62.3	64.4	65.1	63.3
Avg. Dist. to Rail [m]	5.6	2.9	2.7	2.1	1.4	1.7	7.5	10.6
Avg. Stride Freq. [Hz]	2.3	2.4	2.3	2.3	2.3	2.3	2.4	2.4
Avg. Stride Length [m]	6.3	7.5	7.4	7.3	7.4	7.4	7.4	7.1

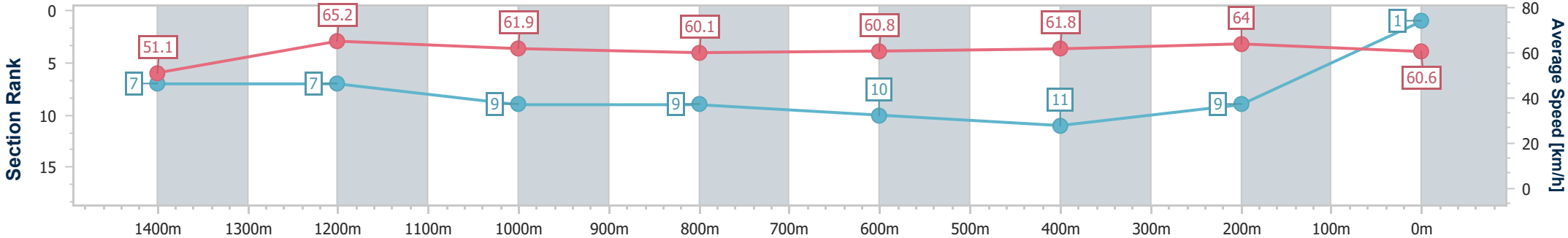

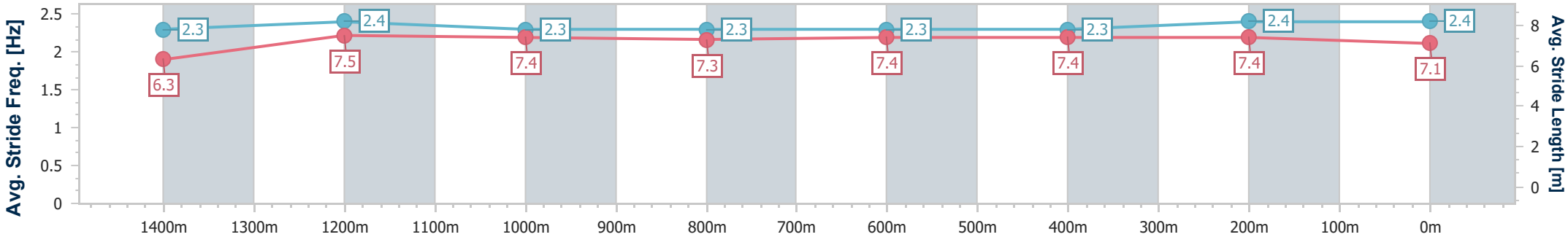

[ ]	Ranking at each section and finish
-:--.--	No data available at this section
NA	No data available

data processed by TRIPLESDATA

Horse/Jockey Name	Zaher
Final Rank	2
Fastest Section Time (Section)	0:11.18 (1400m)
Top Speed [km/h] (Section)	68.0 (Overall)
Race State	Finished

TAB

Eagle FarmProfessional

Race 5: XXXX Class 3 Plate - 1600m

23 August 2025 - 14:09

Track Rating: Soft 5, Weather: Fine, Rail Position: +7m Entire

BRISBANE RACING CLUB

Section	Overall	1400m	1200m	1000m	800m	600m	400m	200m
Section Times	1:35.82 [2] (0:13.84)	1:21.98 [4] (0:11.18)	1:10.80 [5] (0:11.59)	0:59.21 [6] (0:11.98)	0:47.23 [6] (0:11.99)	0:35.24 [6] (0:11.61)	0:23.63 [6] (0:11.56)	0:12.07 [6] (0:12.07)
Average Speed [km/h]	52.0	64.6	62.2	60.7	60.6	62.0	62.3	59.8
Top Speed [km/h]	68.0	68.0	63.6	61.2	61.3	63.1	63.2	62.2
Avg. Dist. to Rail [m]	4.0	2.3	2.2	2.2	1.6	1.0	6.9	8.4
Avg. Stride Freq. [Hz]	2.2	2.3	2.2	2.2	2.2	2.2	2.3	2.2
Avg. Stride Length [m]	6.6	7.9	7.8	7.7	7.7	7.7	7.6	7.5

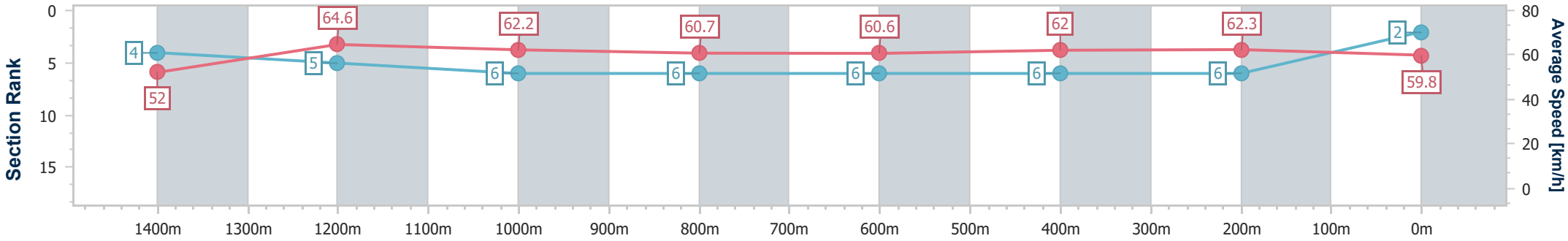

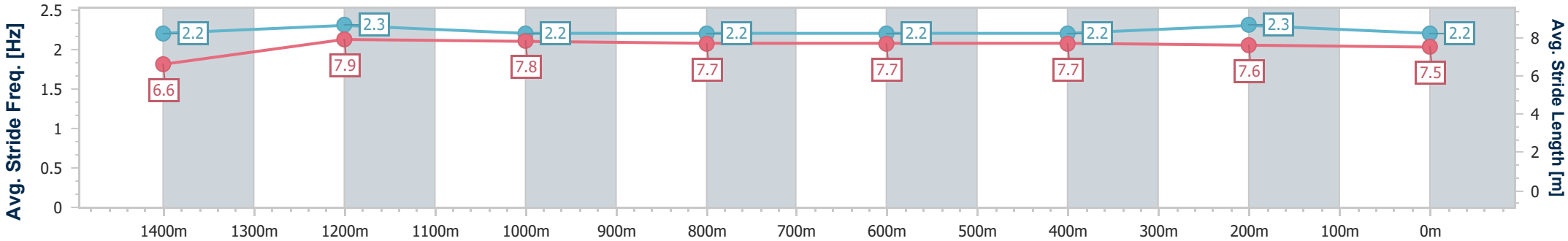

[ ]	Ranking at each section and finish
-:--.--	No data available at this section
NA	No data available

data processed by TRIPLESDATA

Horse/Jockey Name	Simply Amazing
Final Rank	3
Fastest Section Time (Section)	0:10.91 (1400m)
Top Speed [km/h] (Section)	68.0 (1400m)
Race State	Finished

TAB

Eagle FarmProfessional

Race 5: XXXX Class 3 Plate - 1600m

23 August 2025 - 14:09

Track Rating: Soft 5, Weather: Fine, Rail Position: +7m Entire

BRISBANE RACING CLUB

Section	Overall	1400m	1200m	1000m	800m	600m	400m	200m
Section Times	1:35.85 [3] (0:14.20)	1:21.65 [8] (0:10.91)	1:10.74 [6] (0:11.43)	0:59.31 [5] (0:11.97)	0:47.34 [5] (0:11.93)	0:35.41 [5] (0:11.64)	0:23.77 [5] (0:11.46)	0:12.31 [2] (0:12.31)
Average Speed [km/h]	50.9	66.0	63.2	60.6	60.4	61.4	63.1	58.4
Top Speed [km/h]	67.4	68.0	64.9	61.5	61.0	62.7	64.1	61.3
Avg. Dist. to Rail [m]	3.0	1.3	1.6	2.0	1.2	0.9	3.6	5.0
Avg. Stride Freq. [Hz]	2.2	2.4	2.3	2.2	2.2	2.2	2.3	2.3
Avg. Stride Length [m]	6.4	7.8	7.8	7.6	7.6	7.6	7.5	7.1

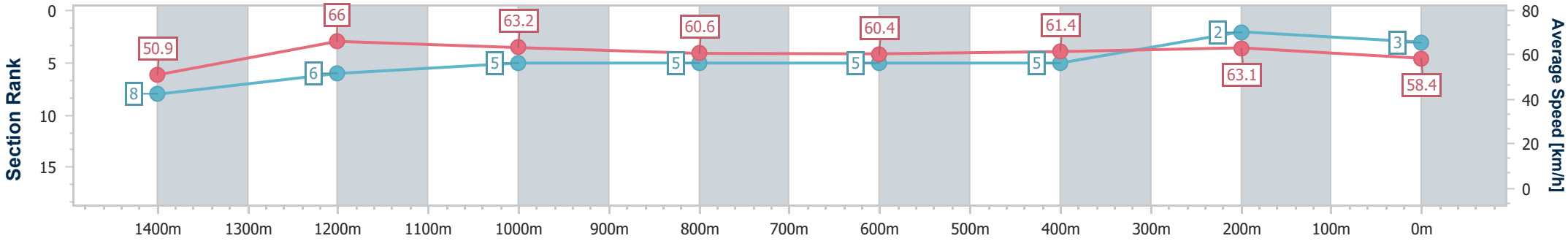

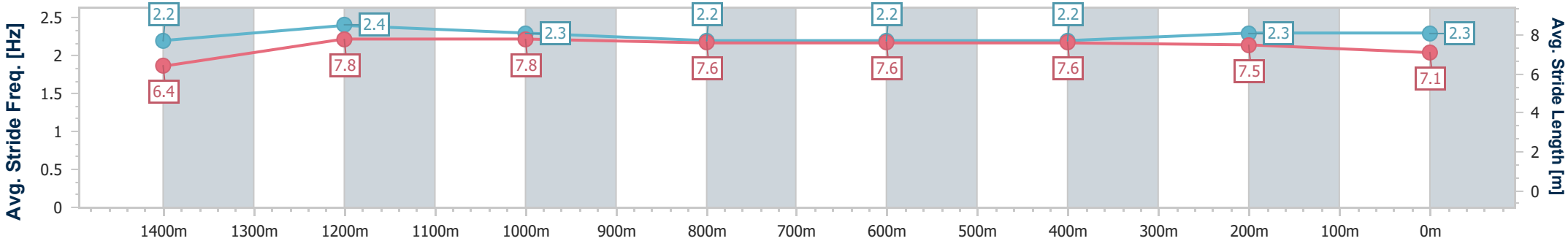

[ ]	Ranking at each section and finish
-:--.--	No data available at this section
NA	No data available

data processed by TRIPLESDATA

Horse/Jockey Name	Make A Call
Final Rank	4
Fastest Section Time (Section)	0:10.94 (1400m)
Top Speed [km/h] (Section)	69.1 (1400m)
Race State	Finished

Eagle FarmProfessional

Race 5: XXXX Class 3 Plate - 1600m

23 August 2025 - 14:09

Track Rating: Soft 5, Weather: Fine, Rail Position: +7m Entire

BRISBANE RACING CLUB

Section	Overall	1400m	1200m	1000m	800m	600m	400m	200m
Section Times	1:36.14 [4] (0:14.47)	1:21.67 [10] (0:10.94)	1:10.73 [10] (0:11.71)	0:59.02 [10] (0:12.03)	0:46.99 [10] (0:11.67)	0:35.32 [9] (0:11.49)	0:23.83 [7] (0:11.38)	0:12.45 [5] (0:12.45)
Average Speed [km/h]	50.1	66.0	61.7	60.6	62.0	63.4	63.1	57.9
Top Speed [km/h]	64.6	69.1	62.8	62.2	64.1	65.2	66.0	62.3
Avg. Dist. to Rail [m]	7.6	3.2	3.2	2.6	1.2	2.2	7.1	9.5
Avg. Stride Freq. [Hz]	2.3	2.5	2.4	2.4	2.4	2.4	2.5	2.4
Avg. Stride Length [m]	5.9	7.2	7.2	7.1	7.2	7.2	7.0	6.7

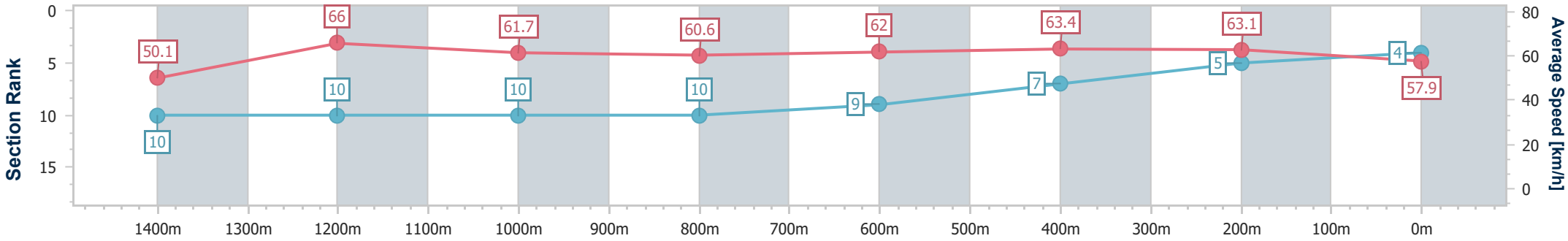

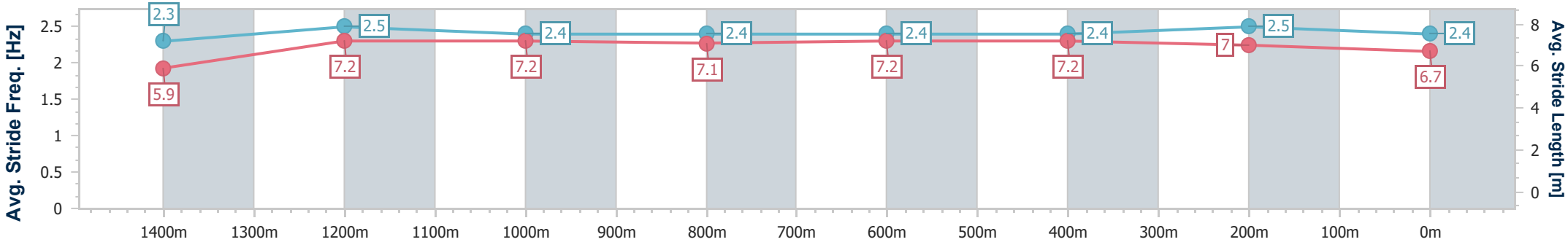

[ ]	Ranking at each section and finish
-:--.--	No data available at this section
NA	No data available

data processed by TRIPLESDATA

Horse/Jockey Name	Rashford
Final Rank	5
Fastest Section Time (Section)	0:11.12 (1400m)
Top Speed [km/h] (Section)	67.4 (1400m)
Race State	Finished

TAB

Eagle FarmProfessional

Race 5: XXXX Class 3 Plate - 1600m

23 August 2025 - 14:09

Track Rating: Soft 5, Weather: Fine, Rail Position: +7m Entire

BRISBANE RACING CLUB

Section	Overall	1400m	1200m	1000m	800m	600m	400m	200m
Section Times	1:36.36 [5] (0:14.12)	1:22.24 [6] (0:11.12)	1:11.12 [8] (0:11.54)	0:59.58 [7] (0:12.00)	0:47.58 [7] (0:11.98)	0:35.60 [8] (0:11.63)	0:23.97 [9] (0:11.45)	0:12.52 [8] (0:12.52)
Average Speed [km/h]	51.1	64.9	62.6	60.8	60.5	62.3	62.8	57.5
Top Speed [km/h]	65.3	67.4	65.0	63.8	62.1	64.0	63.4	61.8
Avg. Dist. to Rail [m]	7.0	3.1	3.3	2.8	1.5	0.7	3.3	3.3
Avg. Stride Freq. [Hz]	2.2	2.4	2.3	2.3	2.3	2.3	2.4	2.3
Avg. Stride Length [m]	6.5	7.6	7.5	7.2	7.5	7.5	7.4	7.0

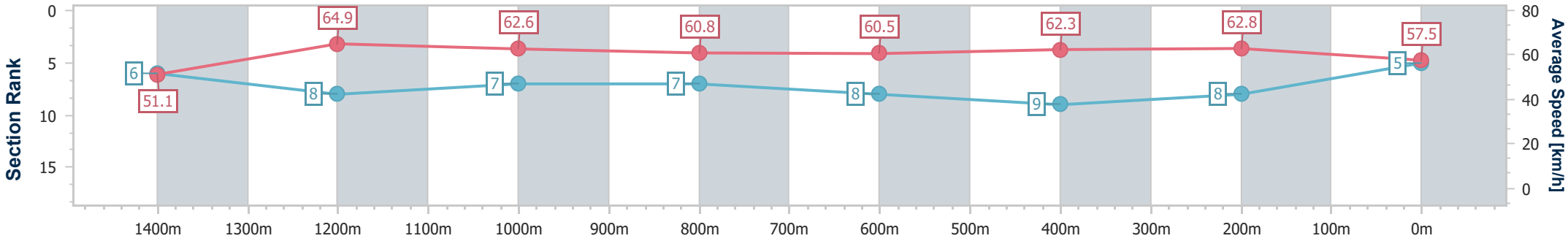

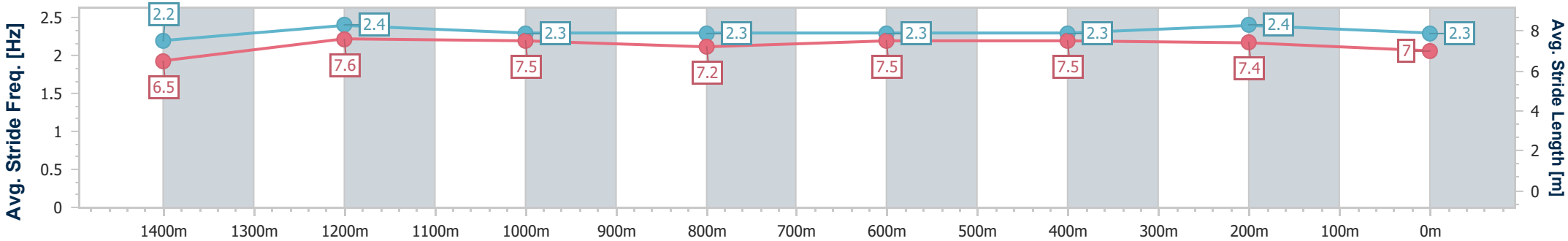

[ ]	Ranking at each section and finish
-:--.--	No data available at this section
NA	No data available

data processed by TRIPLESDATA

Horse/Jockey Name	More Love
Final Rank	6
Fastest Section Time (Section)	0:10.96 (1400m)
Top Speed [km/h] (Section)	68.2 (1400m)
Race State	Finished

TAB

Eagle FarmProfessional

Race 5: XXXX Class 3 Plate - 1600m

23 August 2025 - 14:09

Track Rating: Soft 5, Weather: Fine, Rail Position: +7m Entire

BRISBANE RACING CLUB

Section	Overall	1400m	1200m	1000m	800m	600m	400m	200m
Section Times	1:36.36 [6] (0:13.93)	1:22.43 [5] (0:10.96)	1:11.47 [4] (0:11.57)	0:59.90 [4] (0:11.95)	0:47.95 [4] (0:11.88)	0:36.07 [4] (0:11.58)	0:24.49 [3] (0:11.74)	0:12.75 [3] (0:12.75)
Average Speed [km/h]	51.9	66.0	62.3	60.5	60.1	61.3	61.4	56.5
Top Speed [km/h]	67.8	68.2	64.2	61.7	60.3	62.7	63.1	59.3
Avg. Dist. to Rail [m]	4.1	3.1	3.8	1.3	1.7	2.5	2.7	5.8
Avg. Stride Freq. [Hz]	2.3	2.3	2.2	2.2	2.2	2.4	2.4	2.2
Avg. Stride Length [m]	6.2	7.8	7.7	7.5	7.4	7.2	7.1	7.1

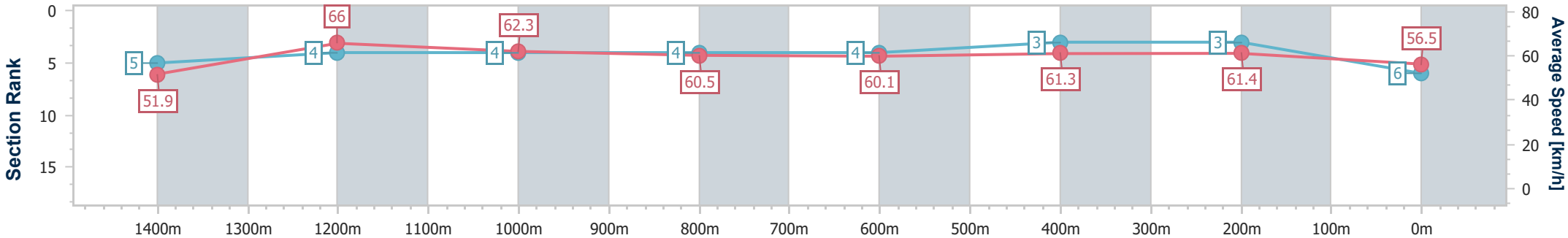

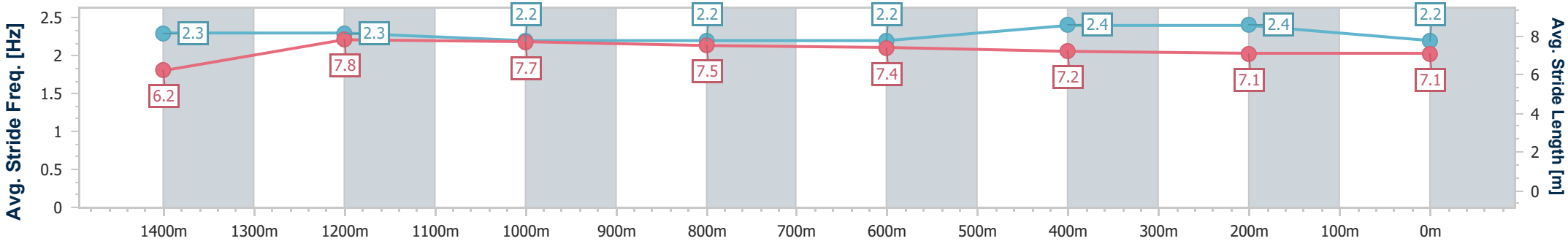

[ ]	Ranking at each section and finish
-:--.--	No data available at this section
NA	No data available

data processed by TRIPLESDATA

Horse/Jockey Name	Razors
Final Rank	7
Fastest Section Time (Section)	0:10.77 (1400m)
Top Speed [km/h] (Section)	67.6 (1400m)
Race State	Finished

Eagle FarmProfessional

Race 5: XXXX Class 3 Plate - 1600m

23 August 2025 - 14:09

Track Rating: Soft 5, Weather: Fine, Rail Position: +7m Entire

BRISBANE RACING CLUB

Section	Overall	1400m	1200m	1000m	800m	600m	400m	200m
Section Times	1:36.51 [7] (0:13.61)	1:22.90 [1] (0:10.77)	1:12.13 [1] (0:11.53)	1:00.60 [1] (0:11.90)	0:48.70 [1] (0:12.11)	0:36.59 [1] (0:11.73)	0:24.86 [1] (0:11.77)	0:13.09 [1] (0:13.09)
Average Speed [km/h]	53.3	67.0	62.6	61.2	60.0	61.6	61.3	54.8
Top Speed [km/h]	67.4	67.6	65.2	62.2	60.6	63.5	63.6	58.4
Avg. Dist. to Rail [m]	10.5	5.0	2.0	2.2	2.1	0.7	0.4	1.1
Avg. Stride Freq. [Hz]	2.3	2.3	2.2	2.2	2.2	2.3	2.3	2.2
Avg. Stride Length [m]	6.5	8.1	7.8	7.8	7.6	7.5	7.4	7.0

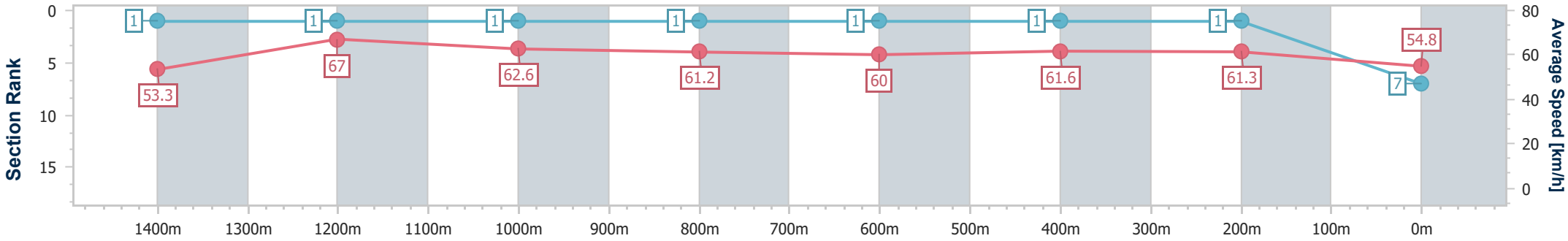

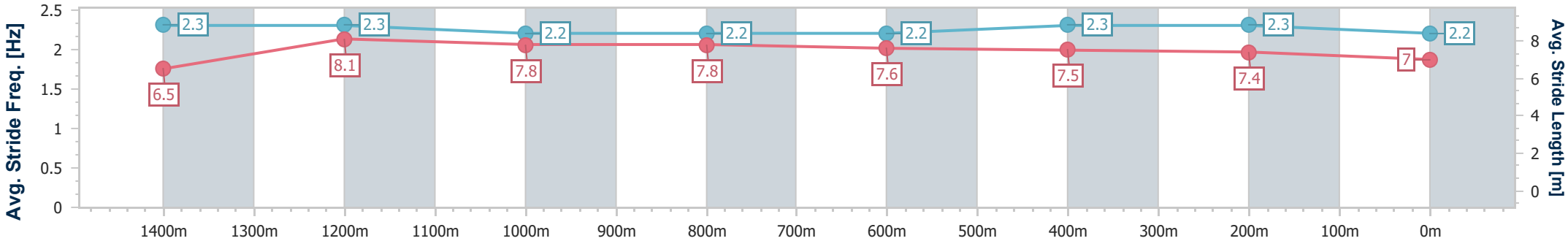

[ ]	Ranking at each section and finish
-:--.--	No data available at this section
NA	No data available

data processed by TRIPLESDATA

Horse/Jockey Name	Notes
Final Rank	8
Fastest Section Time (Section)	0:11.05 (1400m)
Top Speed [km/h] (Section)	66.5 (1400m)
Race State	Finished

TAB

Eagle FarmProfessional

Race 5: XXXX Class 3 Plate - 1600m

23 August 2025 - 14:09

Track Rating: Soft 5, Weather: Fine, Rail Position: +7m Entire

BRISBANE RACING CLUB

Section	Overall	1400m	1200m	1000m	800m	600m	400m	200m
Section Times	1:36.69 [8] (0:14.29)	1:22.40 [9] (0:11.05)	1:11.35 [9] (0:11.47)	0:59.88 [8] (0:11.99)	0:47.89 [8] (0:11.84)	0:36.05 [7] (0:11.68)	0:24.37 [8] (0:11.78)	0:12.59 [10] (0:12.59)
Average Speed [km/h]	50.5	65.2	63.0	60.4	61.0	61.5	61.3	57.0
Top Speed [km/h]	65.5	66.5	64.1	61.5	61.9	62.6	63.0	59.4
Avg. Dist. to Rail [m]	2.6	1.8	2.4	1.6	0.7	1.2	4.6	4.5
Avg. Stride Freq. [Hz]	2.2	2.3	2.2	2.2	2.2	2.3	2.3	2.2
Avg. Stride Length [m]	6.5	7.8	7.8	7.5	7.6	7.5	7.4	7.2

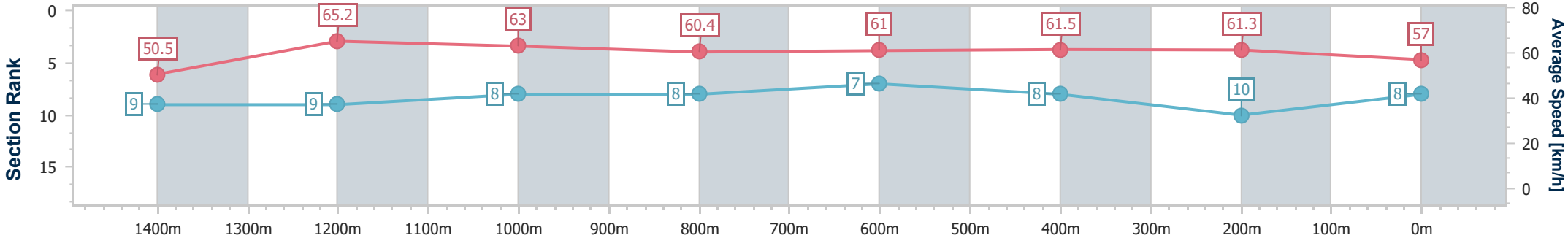

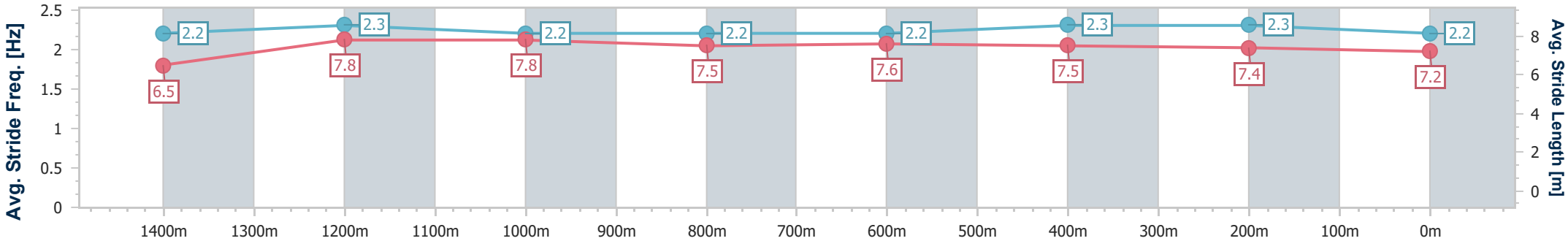

[ ]	Ranking at each section and finish
-:--.--	No data available at this section
NA	No data available

data processed by TRIPLESDATA

Horse/Jockey Name	Premise
Final Rank	9
Fastest Section Time (Section)	0:10.99 (1400m)
Top Speed [km/h] (Section)	67.1 (1400m)
Race State	Finished

TAB

Eagle FarmProfessional

Race 5: XXXX Class 3 Plate - 1600m

23 August 2025 - 14:09

Track Rating: Soft 5, Weather: Fine, Rail Position: +7m Entire

BRISBANE RACING CLUB

Section	Overall	1400m	1200m	1000m	800m	600m	400m	200m
Section Times	1:36.70 [9] (0:13.67)	1:23.03 [2] (0:10.99)	1:12.04 [2] (0:11.44)	1:00.60 [2] (0:11.96)	0:48.64 [2] (0:11.97)	0:36.67 [2] (0:11.74)	0:24.93 [2] (0:11.88)	0:13.05 [4] (0:13.05)
Average Speed [km/h]	53.0	65.7	62.8	61.1	60.1	61.4	60.4	55.2
Top Speed [km/h]	67.0	67.1	65.8	61.7	60.8	62.3	62.6	57.8
Avg. Dist. to Rail [m]	8.6	2.9	2.7	2.1	0.6	0.5	1.4	2.5
Avg. Stride Freq. [Hz]	2.3	2.4	2.3	2.3	2.3	2.4	2.4	2.3
Avg. Stride Length [m]	6.3	7.6	7.5	7.4	7.3	7.1	6.9	6.5

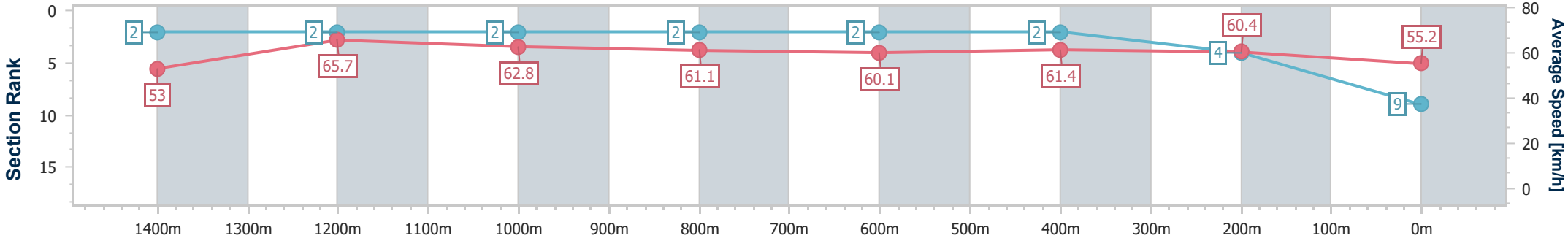

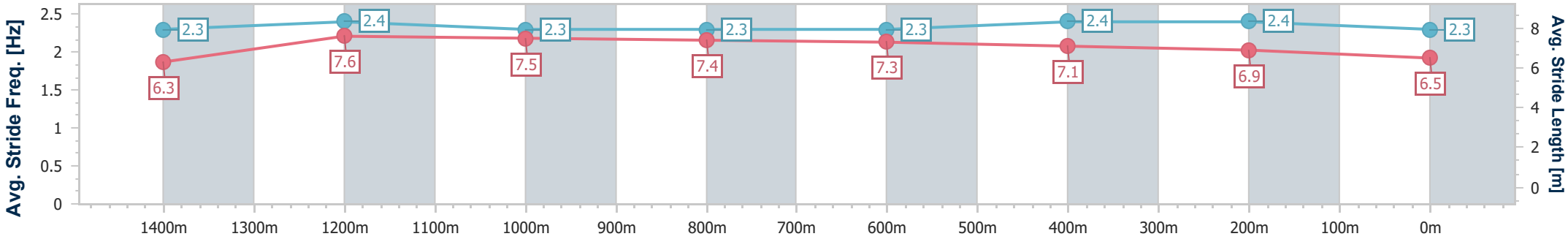

[ ]	Ranking at each section and finish
-:--.--	No data available at this section
NA	No data available

data processed by TRIPLESDATA

Horse/Jockey Name	Classique Gal
Final Rank	10
Fastest Section Time (Section)	0:11.35 (1400m)
Top Speed [km/h] (Section)	64.9 (1400m)
Race State	Finished

TAB

Eagle FarmProfessional

Race 5: XXXX Class 3 Plate - 1600m

23 August 2025 - 14:09

Track Rating: Soft 5, Weather: Fine, Rail Position: +7m Entire

BRISBANE RACING CLUB

Section	Overall	1400m	1200m	1000m	800m	600m	400m	200m
Section Times	1:36.82 [10] (0:14.51)	1:22.31 [12] (0:11.35)	1:10.96 [12] (0:11.52)	0:59.44 [12] (0:12.06)	0:47.38 [12] (0:11.87)	0:35.51 [12] (0:11.68)	0:23.83 [12] (0:11.54)	0:12.29 [12] (0:12.29)
Average Speed [km/h]	49.7	63.6	62.6	60.8	61.7	62.2	62.5	58.7
Top Speed [km/h]	63.6	64.9	64.7	61.4	62.6	63.6	64.1	60.8
Avg. Dist. to Rail [m]	1.9	1.8	3.3	3.8	3.3	2.6	8.9	8.6
Avg. Stride Freq. [Hz]	2.2	2.3	2.3	2.3	2.3	2.3	2.4	2.3
Avg. Stride Length [m]	6.3	7.6	7.6	7.3	7.4	7.4	7.3	7.1

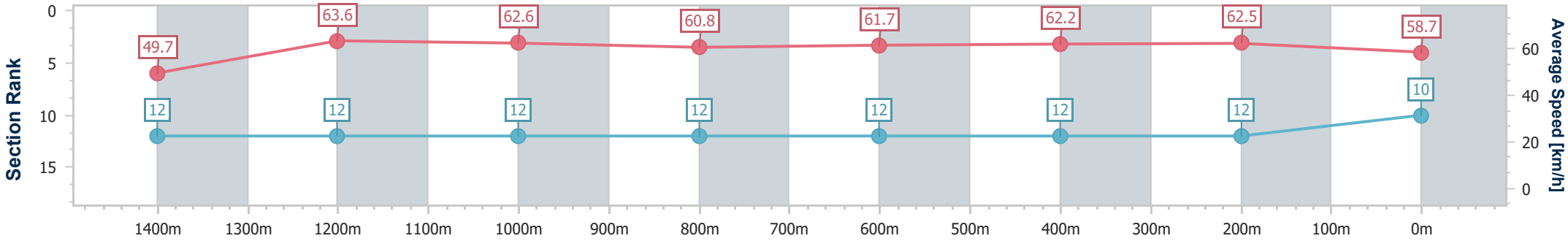

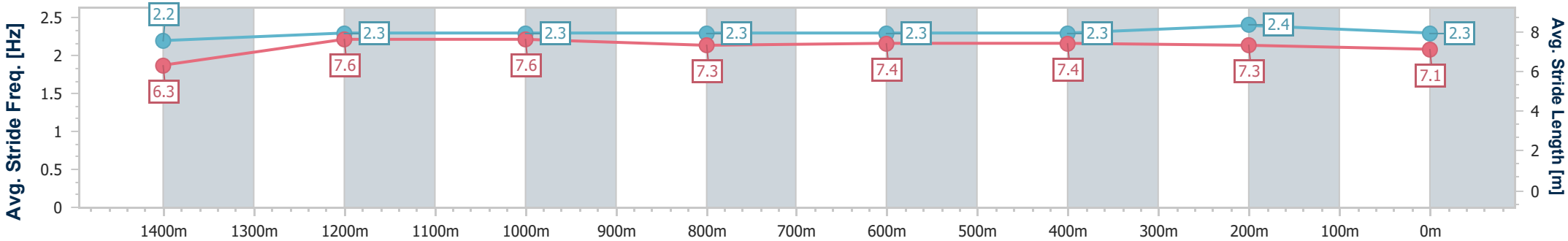

[ ]	Ranking at each section and finish
-:--.--	No data available at this section
NA	No data available

data processed by TRIPLESDATA

Horse/Jockey Name	Prado
Final Rank	11
Fastest Section Time (Section)	0:11.02 (1400m)
Top Speed [km/h] (Section)	68.4 (1400m)
Race State	Finished

TAB

Eagle FarmProfessional

Race 5: XXXX Class 3 Plate - 1600m

23 August 2025 - 14:09

Track Rating: Soft 5, Weather: Fine, Rail Position: +7m Entire

BRISBANE RACING CLUB

Section	Overall	1400m	1200m	1000m	800m	600m	400m	200m
Section Times	1:36.87 [11] (0:14.51)	1:22.36 [11] (0:11.02)	1:11.34 [11] (0:11.63)	0:59.71 [11] (0:12.07)	0:47.64 [11] (0:11.65)	0:35.99 [11] (0:11.64)	0:24.35 [10] (0:11.74)	0:12.61 [11] (0:12.61)
Average Speed [km/h]	49.8	65.3	62.0	60.2	62.0	61.4	61.3	57.0
Top Speed [km/h]	65.4	68.4	63.4	62.4	62.5	62.5	62.6	59.7
Avg. Dist. to Rail [m]	6.2	2.7	2.2	1.7	0.5	1.2	4.5	6.1
Avg. Stride Freq. [Hz]	2.3	2.4	2.3	2.3	2.4	2.3	2.4	2.3
Avg. Stride Length [m]	6.0	7.6	7.3	7.2	7.3	7.2	7.1	6.8

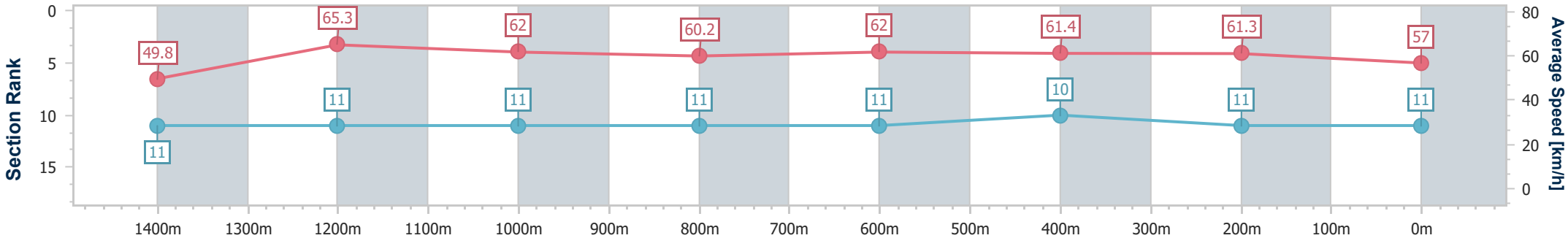

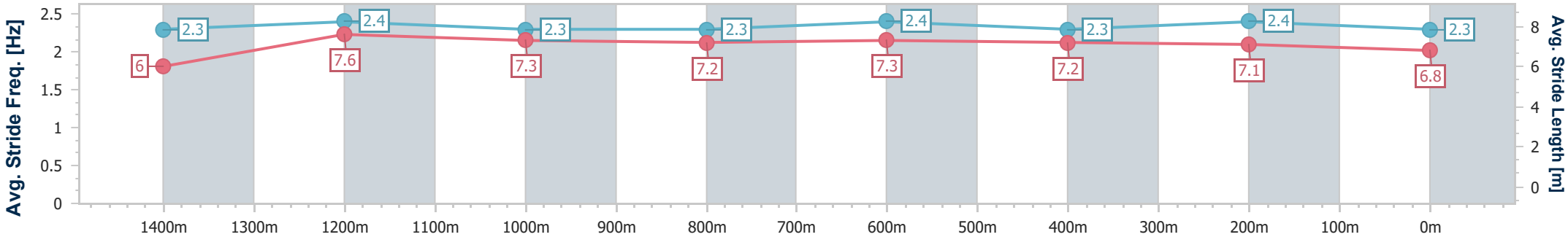

[ ]	Ranking at each section and finish
-:--.--	No data available at this section
NA	No data available

data processed by TRIPLESDATA

Horse/Jockey Name	You And I
Final Rank	12
Fastest Section Time (Section)	0:11.05 (1400m)
Top Speed [km/h] (Section)	67.4 (1400m)
Race State	Finished

Eagle FarmProfessional

Race 5: XXXX Class 3 Plate - 1600m

23 August 2025 - 14:09

Track Rating: Soft 5, Weather: Fine, Rail Position: +7m Entire

BRISBANE RACING CLUB

Section	Overall	1400m	1200m	1000m	800m	600m	400m	200m
Section Times	1:36.93 [12] (0:13.79)	1:23.14 [3] (0:11.05)	1:12.09 [3] (0:11.50)	1:00.59 [3] (0:11.83)	0:48.76 [3] (0:11.96)	0:36.80 [3] (0:11.82)	0:24.98 [4] (0:11.87)	0:13.11 [7] (0:13.11)
Average Speed [km/h]	52.4	65.3	62.6	60.6	59.8	60.8	60.6	54.9
Top Speed [km/h]	67.0	67.4	64.7	61.1	60.9	61.8	62.4	58.4
Avg. Dist. to Rail [m]	1.8	0.8	0.8	0.2	1.0	0.9	1.7	1.4
Avg. Stride Freq. [Hz]	2.3	2.3	2.2	2.2	2.2	2.3	2.3	2.2
Avg. Stride Length [m]	6.5	7.7	7.7	7.6	7.5	7.4	7.3	7.0

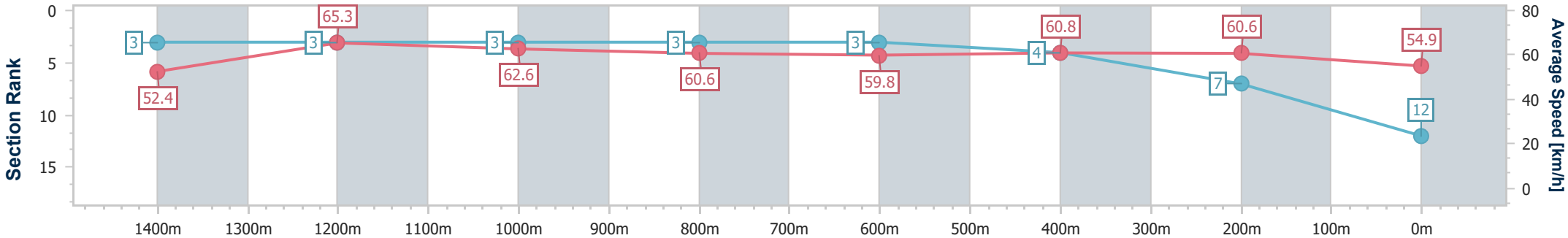

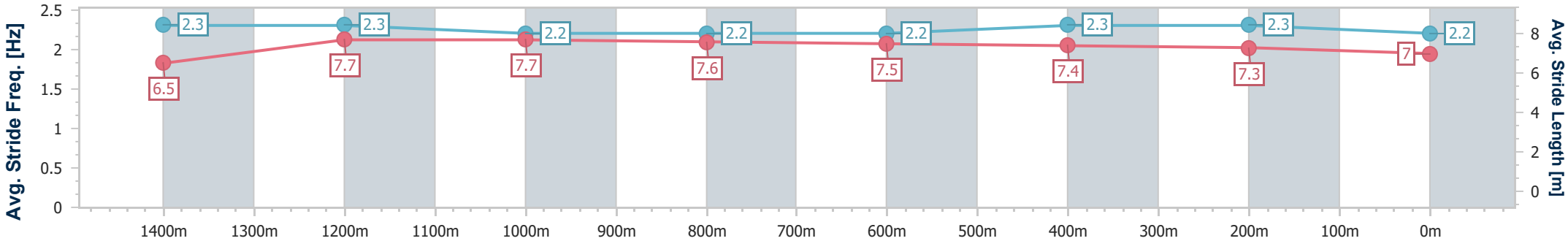

[ ]	Ranking at each section and finish
-:--.--	No data available at this section
NA	No data available

data processed by TRIPLESDATA

Eagle FarmProfessional

Race 6: SPRING CARNIVAL ON SALE NOW OPEN Handicap - WEIGHTS RAISED 1.5KG - 1600m

23 August 2025 - 14:47

BRISBANE RACING CLUB

Track Rating: Soft 5, Weather: Fine, Rail Position: +7m Entire

Section	Overall	1400m	1200m	1000m	800m	600m	400m	Last 600m
Field Times	1:35.20 (0:13.06)	1:22.14 (0:10.94)	1:11.20 (0:11.64)	0:59.56 (0:11.89)	0:47.67 (0:11.81)	0:35.86 (0:11.43)	0:24.43 (0:11.81)	0:35.86

Rank	TAB	Horse/Jockey	Barrier	Top Speed [km/h]	Fastest Section	Overall	1400m	1200m	1000m	800m	600m	400m	Last 600m	Distance Travelled [m]
1	3	ENCODER	9	66.4	0:11.12	1:35.20 [1]	1:21.34 [8]	1:10.22 [8]	0:58.53 [8]	0:46.53 [8]	0:34.96 [7]	0:23.80 [7]	0:34.96	
		Jace McMurray		1400m	1400m	(0:13.86)	(0:11.12)	(0:11.69)	(0:12.00)	(0:11.57)	(0:11.16)	(0:11.30)		
2	10	NORTHERN DECREE	11	68.4	0:10.95	1:35.30 [2]	1:22.05 [4]	1:11.10 [3]	0:59.60 [2]	0:47.64 [2]	0:35.77 [2]	0:24.28 [2]	0:35.77	+7
		Angela Jones		1400m	1400m	(0:13.25)	(0:10.95)	(0:11.50)	(0:11.96)	(0:11.87)	(0:11.49)	(0:11.56)		
3	1	CABOCHE	1	67.1	0:11.10	1:35.40 [3]	1:21.82 [6]	1:10.71 [6]	0:58.93 [6]	0:46.84 [6]	0:35.17 [6]	0:24.07 [5]	0:35.17	+1
		Kyle Wilson-Taylor		1400m	600m	(0:13.58)	(0:11.11)	(0:11.78)	(0:12.09)	(0:11.67)	(0:11.10)	(0:11.37)		
4	9	BATTLETON	8	67.0	0:11.03	1:35.47 [4]	1:21.73 [7]	1:10.70 [7]	0:58.95 [7]	0:46.85 [7]	0:35.13 [8]	0:23.75 [8]	0:35.13	+5
		Cejay Graham		1400m	1400m	(0:13.74)	(0:11.03)	(0:11.75)	(0:12.10)	(0:11.72)	(0:11.38)	(0:11.30)		
5	7	WITHOUT REVENGE	7	67.6	0:11.08	1:35.57 [5]	1:22.34 [3]	1:11.26 [4]	0:59.57 [4]	0:47.57 [3]	0:35.86 [3]	0:24.35 [4]	0:35.86	+5
		Nozi Tomizawa		1400m	1400m	(0:13.23)	(0:11.08)	(0:11.69)	(0:12.00)	(0:11.71)	(0:11.51)	(0:11.69)		
6	2	CHRYSAOR	4	66.0	0:11.17	1:35.62 [6]	1:22.14 [5]	1:10.97 [5]	0:59.28 [5]	0:47.29 [5]	0:35.66 [5]	0:24.24 [6]	0:35.66	+5
		Ben Thompson		400m	1400m	(0:13.48)	(0:11.17)	(0:11.69)	(0:11.99)	(0:11.63)	(0:11.42)	(0:11.38)		
7	6	UZZIAH	6	67.1	0:11.04	1:35.62 [7]	1:22.48 [2]	1:11.44 [2]	0:59.65 [3]	0:47.46 [4]	0:35.81 [4]	0:24.51 [3]	0:35.81	-1
		Jake Bayliss		1400m	1400m	(0:13.14)	(0:11.04)	(0:11.79)	(0:12.19)	(0:11.65)	(0:11.30)	(0:11.59)		
8	8	THIS'LLBETHEONE	10	68.1	0:10.94	1:35.80 [8]	1:22.74 [1]	1:11.80 [1]	1:00.16 [1]	0:48.27 [1]	0:36.46 [1]	0:25.03 [1]	0:36.46	+1
		Emily Lang		Overall	1400m	(0:13.06)	(0:10.94)	(0:11.64)	(0:11.89)	(0:11.81)	(0:11.43)	(0:11.94)		

Scratched: Flash Aah (#4), Galifianakis (#5), Kairos Louie (#11)

[ ]	Ranking at each section and finish	**SCN**	Saddle cloth number
-:--.--	No data available at this section	**DNF**	Did not finish
NA	No data available	**DNT**	Did not track

data processed by TRIPLESDATA

Eagle FarmProfessional

Race 6: SPRING CARNIVAL ON SALE NOW OPEN Handicap - WEIGHTS RAISED 1.5KG - 1600m

23 August 2025 - 14:47

BRISBANE RACING CLUB

Track Rating: Soft 5, Weather: Fine, Rail Position: +7m Entire

Section	200m	Last 600m
Field Times	0:12.62 (0:12.62)	0:35.86

Rank	TAB	Horse/Jockey	Barrier	Top Speed [km/h]	Fastest Section		Margin		Distance Travelled [m]
1	3	**ENCODER**	9	66.4	0:11.12	0:12.50 [4]	1:35.20	0:34.96	
		Jace McMurray		1400m	1400m	(0:12.50)			
2	10	**NORTHERN DECREE**	11	68.4	0:10.95	0:12.72 [1]	0.55L	0:35.77	+7
		Angela Jones		1400m	1400m	(0:12.72)			
3	1	**CABOCHE**	1	67.1	0:11.10	0:12.70 [2]	1.18L	0:35.17	+1
		Kyle Wilson-Taylor		1400m	600m	(0:12.70)			
4	9	**BATTLETON**	8	67.0	0:11.03	0:12.45 [8]	1.6L	0:35.13	+5
		Cejay Graham		1400m	1400m	(0:12.45)			
5	7	**WITHOUT REVENGE**	7	67.6	0:11.08	0:12.66 [7]	2.19L	0:35.86	+5
		Nozi Tomizawa		1400m	1400m	(0:12.66)			
6	2	**CHRYSAOR**	4	66.0	0:11.17	0:12.86 [6]	2.43L	0:35.66	+5
		Ben Thompson		400m	1400m	(0:12.86)			
7	6	**UZZIAH**	6	67.1	0:11.04	0:12.92 [3]	2.44L	0:35.81	-1
		Jake Bayliss		1400m	1400m	(0:12.92)			
8	8	**THIS'LLBETHEONE**	10	68.1	0:10.94	0:13.09 [5]	3.54L	0:36.46	+1
		Emily Lang		Overall	1400m	(0:13.09)			

Scratched: Flash Aah (#4), Galifianakis (#5), Kairos Louie (#11)

[ ]	Ranking at each section and finish	**SCN**	Saddle cloth number
-:--.--	No data available at this section	**DNF**	Did not finish
NA	No data available	**DNT**	Did not track

data processed by TRIPLESDATA

Horse/Jockey Name	Encoder
Final Rank	1
Fastest Section Time (Section)	0:11.12 (1400m)
Top Speed [km/h] (Section)	66.4 (1400m)
Race State	Finished

TAB

Eagle FarmProfessional

Race 6: SPRING CARNIVAL ON SALE NOW OPEN Handicap - WEIGHTS RAISED 1.5KG - 1600m

23 August 2025 - 14:47

Track Rating: Soft 5, Weather: Fine, Rail Position: +7m Entire

BRISBANE RACING CLUB

Section	Overall	1400m	1200m	1000m	800m	600m	400m	200m
Section Times	1:35.20 [1] (0:13.86)	1:21.34 [8] (0:11.12)	1:10.22 [8] (0:11.69)	0:58.53 [8] (0:12.00)	0:46.53 [8] (0:11.57)	0:34.96 [7] (0:11.16)	0:23.80 [7] (0:11.30)	0:12.50 [4] (0:12.50)
Average Speed [km/h]	51.9	65.1	61.5	60.2	62.0	64.4	63.7	57.7
Top Speed [km/h]	64.6	66.4	63.8	61.0	63.0	65.7	65.6	61.4
Avg. Dist. to Rail [m]	4.9	3.5	2.3	1.0	1.3	2.0	9.1	9.0
Avg. Stride Freq. [Hz]	2.1	2.3	2.2	2.2	2.3	2.4	2.3	2.3
Avg. Stride Length [m]	6.6	7.9	7.7	7.6	7.6	7.5	7.6	7.0

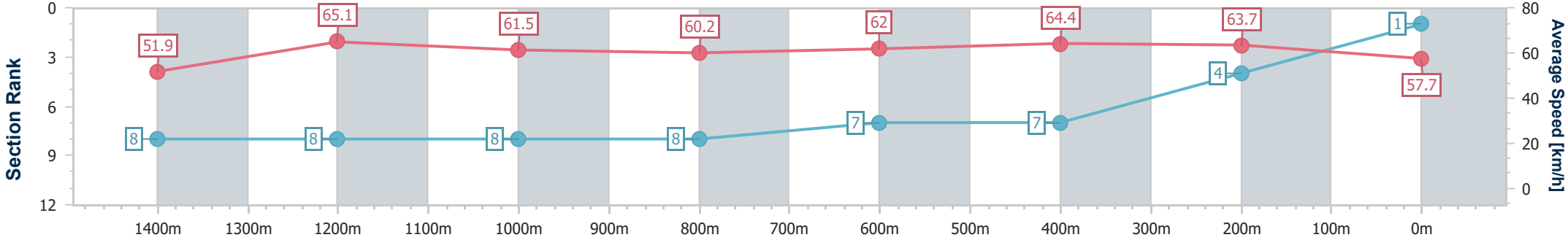

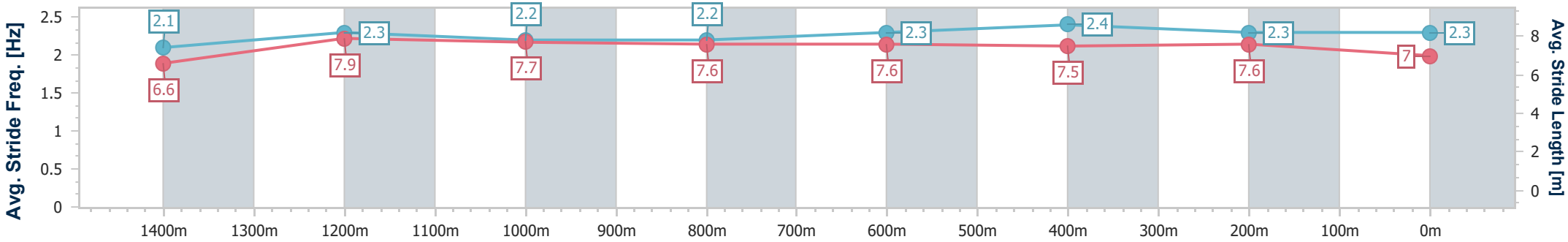

[ ]	Ranking at each section and finish
-:--.--	No data available at this section
NA	No data available

data processed by TRIPLESDATA

Horse/Jockey Name	Northern Decree
Final Rank	2
Fastest Section Time (Section)	0:10.95 (1400m)
Top Speed [km/h] (Section)	68.4 (1400m)
Race State	Finished

TAB

Eagle FarmProfessional

Race 6: SPRING CARNIVAL ON SALE NOW OPEN Handicap - WEIGHTS RAISED 1.5KG - 1600m

23 August 2025 - 14:47

Track Rating: Soft 5, Weather: Fine, Rail Position: +7m Entire

BRISBANE RACING CLUB

Section	Overall	1400m	1200m	1000m	800m	600m	400m	200m
Section Times	1:35.30 [2] (0:13.25)	1:22.05 [4] (0:10.95)	1:11.10 [3] (0:11.50)	0:59.60 [2] (0:11.96)	0:47.64 [2] (0:11.87)	0:35.77 [2] (0:11.49)	0:24.28 [2] (0:11.56)	0:12.72 [1] (0:12.72)
Average Speed [km/h]	54.7	66.0	62.6	60.9	61.1	63.5	62.2	56.6
Top Speed [km/h]	67.7	68.4	65.7	61.8	62.3	64.5	63.8	59.4
Avg. Dist. to Rail [m]	8.1	4.4	3.4	2.5	2.1	2.2	7.0	6.4
Avg. Stride Freq. [Hz]	2.1	2.2	2.1	2.1	2.1	2.2	2.2	2.2
Avg. Stride Length [m]	7.1	8.1	8.1	8.1	8.0	8.0	7.7	7.2

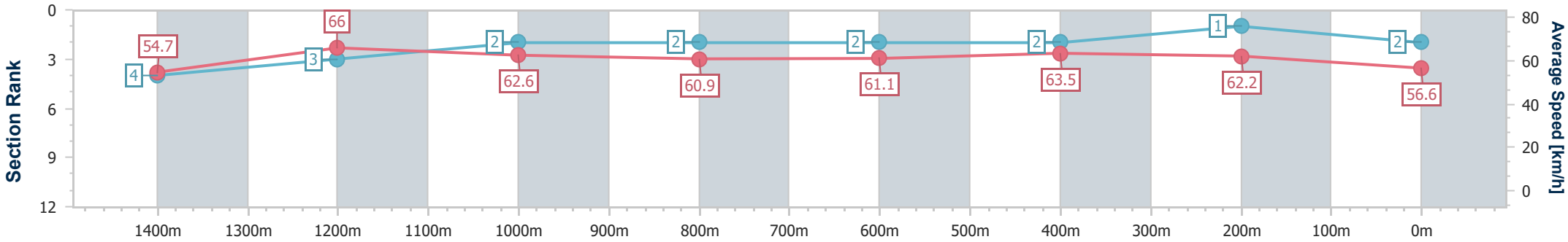

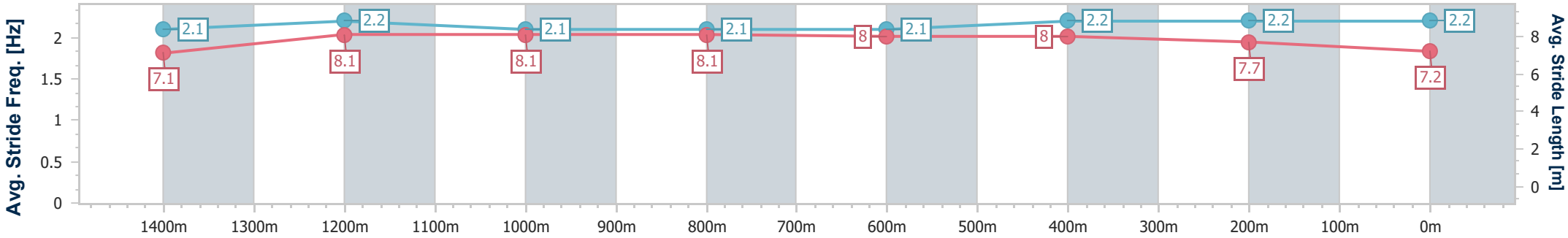

[ ]	Ranking at each section and finish
-:--.--	No data available at this section
NA	No data available

data processed by TRIPLESDATA

Horse/Jockey Name	Caboche
Final Rank	3
Fastest Section Time (Section)	0:11.10 (600m)
Top Speed [km/h] (Section)	67.1 (1400m)
Race State	Finished

TAB

Eagle FarmProfessional

Race 6: SPRING CARNIVAL ON SALE NOW OPEN Handicap - WEIGHTS RAISED 1.5KG - 1600m

23 August 2025 - 14:47

Track Rating: Soft 5, Weather: Fine, Rail Position: +7m Entire

BRISBANE RACING CLUB

Section	Overall	1400m	1200m	1000m	800m	600m	400m	200m
Section Times	1:35.40 [3] (0:13.58)	1:21.82 [6] (0:11.11)	1:10.71 [6] (0:11.78)	0:58.93 [6] (0:12.09)	0:46.84 [6] (0:11.67)	0:35.17 [6] (0:11.10)	0:24.07 [5] (0:11.37)	0:12.70 [2] (0:12.70)
Average Speed [km/h]	53.1	65.0	61.2	60.2	61.7	64.6	63.2	56.8
Top Speed [km/h]	63.0	67.1	63.5	61.3	63.6	66.4	66.3	60.5
Avg. Dist. to Rail [m]	1.8	1.9	2.4	1.5	1.1	1.1	1.2	1.4
Avg. Stride Freq. [Hz]	2.2	2.4	2.4	2.3	2.4	2.5	2.5	2.4
Avg. Stride Length [m]	6.5	7.4	7.2	7.2	7.3	7.3	7.0	6.7

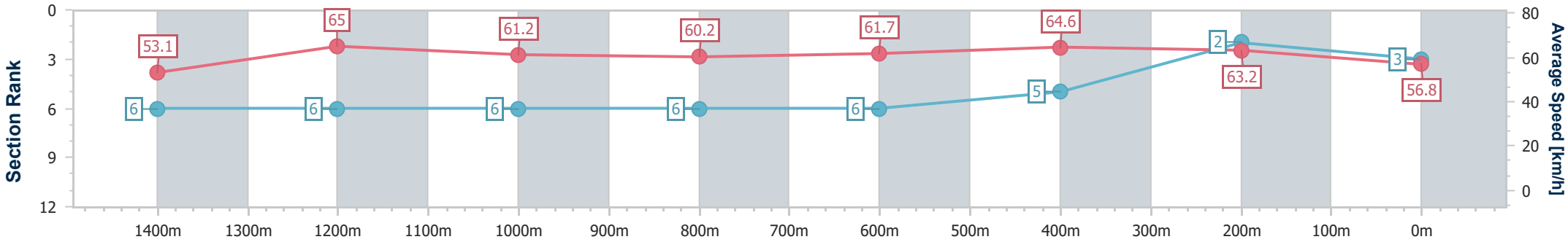

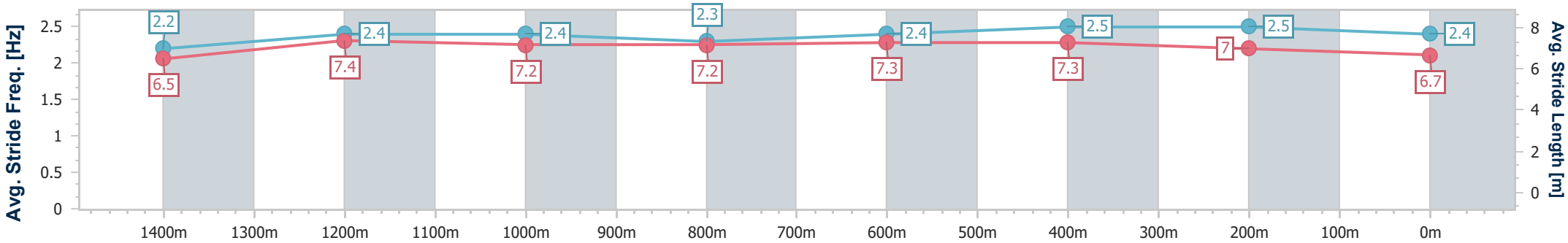

[ ]	Ranking at each section and finish
-:--.--	No data available at this section
NA	No data available

data processed by TRIPLESDATA

Horse/Jockey Name	Battleton
Final Rank	4
Fastest Section Time (Section)	0:11.03 (1400m)
Top Speed [km/h] (Section)	67.0 (1400m)
Race State	Finished

TAB

Eagle FarmProfessional

Race 6: SPRING CARNIVAL ON SALE NOW OPEN Handicap - WEIGHTS RAISED 1.5KG - 1600m

23 August 2025 - 14:47

Track Rating: Soft 5, Weather: Fine, Rail Position: +7m Entire

BRISBANE RACING CLUB

Section	Overall	1400m	1200m	1000m	800m	600m	400m	200m
Section Times	1:35.47 [4] (0:13.74)	1:21.73 [7] (0:11.03)	1:10.70 [7] (0:11.75)	0:58.95 [7] (0:12.10)	0:46.85 [7] (0:11.72)	0:35.13 [8] (0:11.38)	0:23.75 [8] (0:11.30)	0:12.45 [8] (0:12.45)
Average Speed [km/h]	52.4	65.6	61.2	60.1	61.7	64.1	63.7	57.7
Top Speed [km/h]	64.5	67.0	63.1	61.4	62.9	66.1	65.5	61.9
Avg. Dist. to Rail [m]	3.5	3.3	2.5	1.9	1.1	2.1	2.8	1.6
Avg. Stride Freq. [Hz]	2.1	2.3	2.2	2.2	2.2	2.2	2.3	2.2
Avg. Stride Length [m]	6.7	7.9	7.8	7.8	7.9	8.0	7.7	7.3

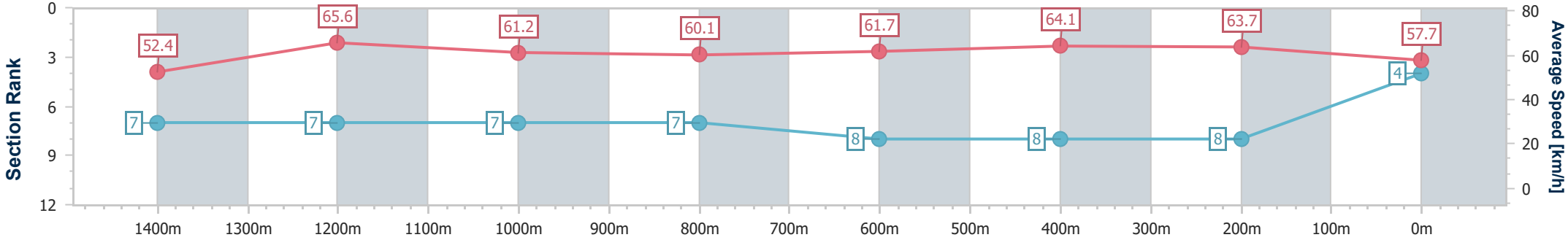

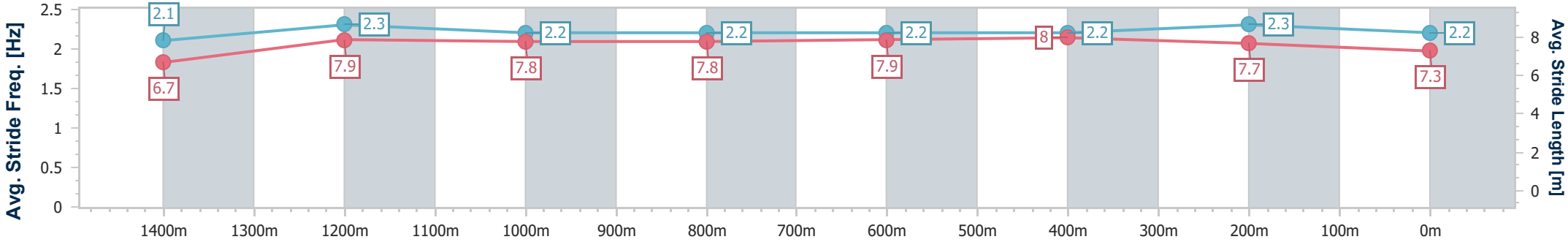

[ ]	Ranking at each section and finish
-:--.--	No data available at this section
NA	No data available

data processed by TRIPLESDATA

Horse/Jockey Name	Without Revenge
Final Rank	5
Fastest Section Time (Section)	0:11.08 (1400m)
Top Speed [km/h] (Section)	67.6 (1400m)
Race State	Finished

TAB

Eagle FarmProfessional

Race 6: SPRING CARNIVAL ON SALE NOW OPEN Handicap - WEIGHTS RAISED 1.5KG - 1600m

23 August 2025 - 14:47

Track Rating: Soft 5, Weather: Fine, Rail Position: +7m Entire

BRISBANE RACING CLUB

Section	Overall	1400m	1200m	1000m	800m	600m	400m	200m
Section Times	1:35.57 [5] (0:13.23)	1:22.34 [3] (0:11.08)	1:11.26 [4] (0:11.69)	0:59.57 [4] (0:12.00)	0:47.57 [3] (0:11.71)	0:35.86 [3] (0:11.51)	0:24.35 [4] (0:11.69)	0:12.66 [7] (0:12.66)
Average Speed [km/h]	54.5	65.3	61.6	60.8	61.7	63.1	61.5	56.9
Top Speed [km/h]	65.8	67.6	63.3	61.5	63.0	63.8	63.4	59.5
Avg. Dist. to Rail [m]	4.6	2.6	2.8	2.4	1.0	1.9	7.1	7.3
Avg. Stride Freq. [Hz]	2.3	2.3	2.2	2.2	2.3	2.4	2.4	2.3
Avg. Stride Length [m]	6.5	7.8	7.6	7.6	7.5	7.4	7.2	6.9

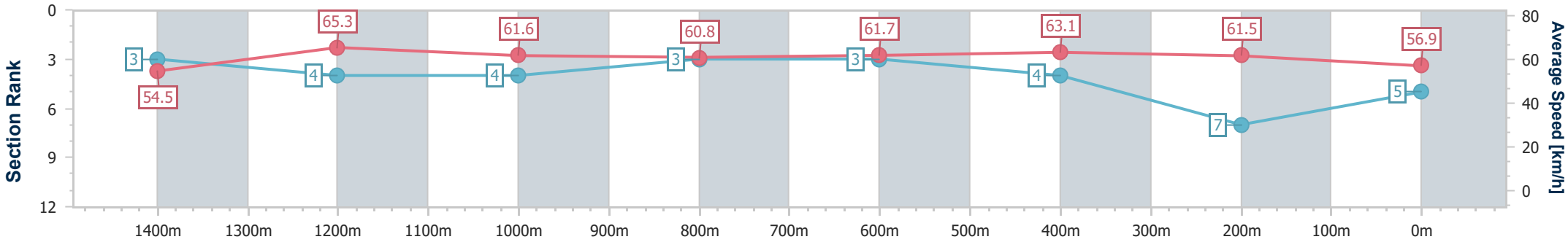

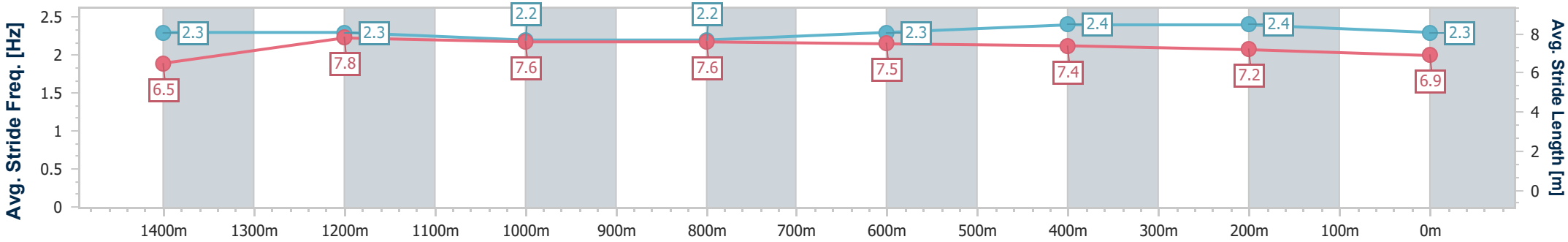

[ ]	Ranking at each section and finish
-:--.--	No data available at this section
NA	No data available

data processed by TRIPLESDATA

Horse/Jockey Name	Chrysaor
Final Rank	6
Fastest Section Time (Section)	0:11.17 (1400m)
Top Speed [km/h] (Section)	66.0 (400m)
Race State	Finished

TAB

Eagle FarmProfessional

Race 6: SPRING CARNIVAL ON SALE NOW OPEN Handicap - WEIGHTS RAISED 1.5KG - 1600m

23 August 2025 - 14:47

Track Rating: Soft 5, Weather: Fine, Rail Position: +7m Entire

BRISBANE RACING CLUB

Section	Overall	1400m	1200m	1000m	800m	600m	400m	200m
Section Times	1:35.62 [6] (0:13.48)	1:22.14 [5] (0:11.17)	1:10.97 [5] (0:11.69)	0:59.28 [5] (0:11.99)	0:47.29 [5] (0:11.63)	0:35.66 [5] (0:11.42)	0:24.24 [6] (0:11.38)	0:12.86 [6] (0:12.86)
Average Speed [km/h]	53.5	64.7	61.7	60.7	62.2	63.8	63.1	56.0
Top Speed [km/h]	65.2	65.7	63.4	61.6	63.5	65.4	66.0	59.4
Avg. Dist. to Rail [m]	3.1	2.8	2.8	2.4	0.9	2.4	7.9	8.0
Avg. Stride Freq. [Hz]	2.2	2.3	2.2	2.2	2.2	2.4	2.5	2.3
Avg. Stride Length [m]	6.7	7.8	7.7	7.6	7.7	7.5	7.2	6.8

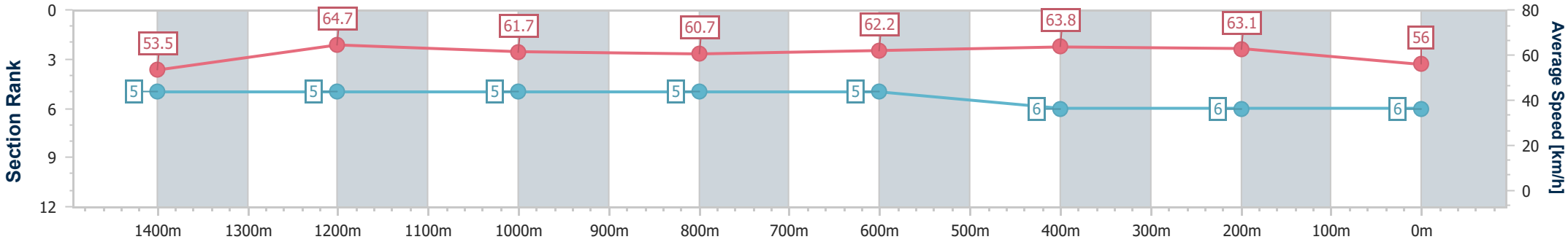

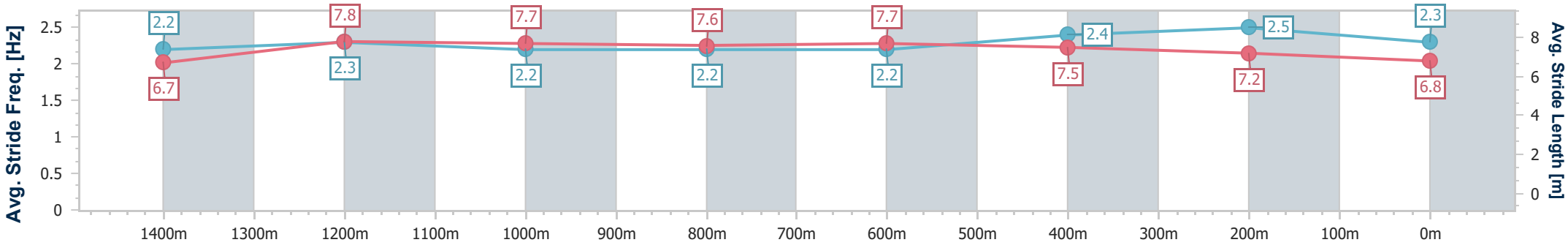

[ ]	Ranking at each section and finish
-:--.--	No data available at this section
NA	No data available

data processed by TRIPLESDATA

Horse/Jockey Name	Uzziah
Final Rank	7
Fastest Section Time (Section)	0:11.04 (1400m)
Top Speed [km/h] (Section)	67.1 (1400m)
Race State	Finished

TAB

Eagle FarmProfessional

Race 6: SPRING CARNIVAL ON SALE NOW OPEN Handicap - WEIGHTS RAISED 1.5KG - 1600m

23 August 2025 - 14:47

Track Rating: Soft 5, Weather: Fine, Rail Position: +7m Entire

BRISBANE RACING CLUB

Section	Overall	1400m	1200m	1000m	800m	600m	400m	200m
Section Times	1:35.62 [7] (0:13.14)	1:22.48 [2] (0:11.04)	1:11.44 [2] (0:11.79)	0:59.65 [3] (0:12.19)	0:47.46 [4] (0:11.65)	0:35.81 [4] (0:11.30)	0:24.51 [3] (0:11.59)	0:12.92 [3] (0:12.92)
Average Speed [km/h]	54.8	65.5	61.1	59.2	61.5	63.6	61.9	55.8
Top Speed [km/h]	66.8	67.1	64.2	61.5	62.9	64.0	64.1	58.8
Avg. Dist. to Rail [m]	3.1	2.0	1.9	1.0	1.3	1.4	3.8	3.2
Avg. Stride Freq. [Hz]	2.3	2.4	2.4	2.3	2.3	2.4	2.4	2.3
Avg. Stride Length [m]	6.6	7.4	7.2	7.1	7.4	7.4	7.3	6.9

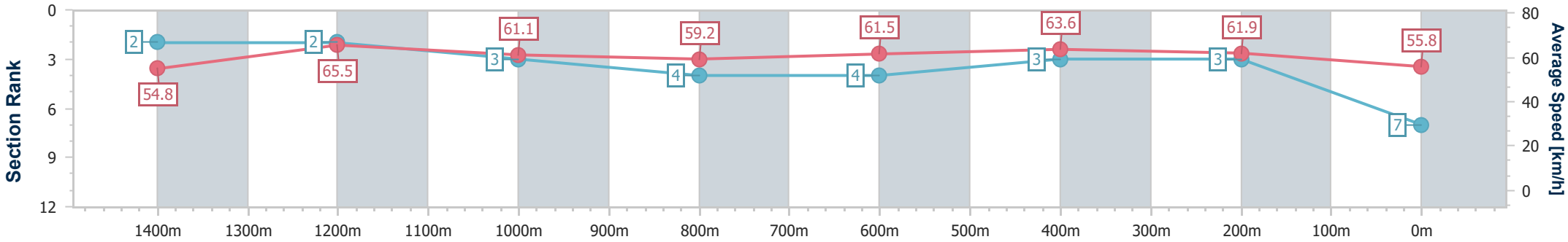

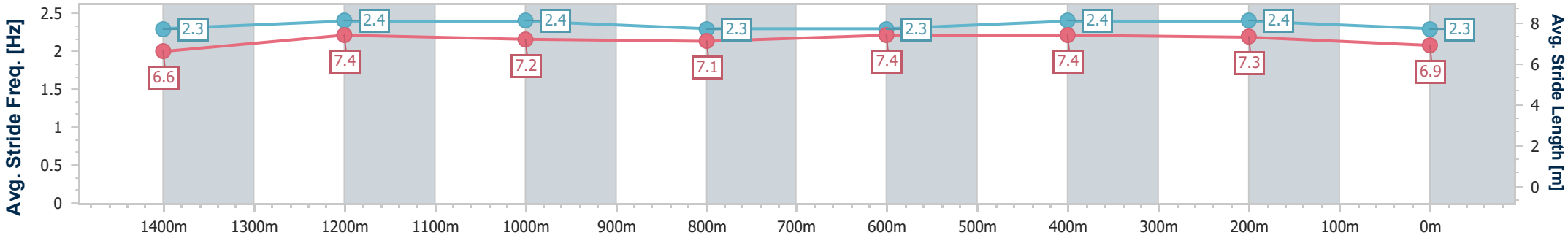

[ ]	Ranking at each section and finish
-:--.--	No data available at this section
NA	No data available

data processed by TRIPLESDATA

Horse/Jockey Name	This'llbetheone
Final Rank	8
Fastest Section Time (Section)	0:10.94 (1400m)
Top Speed [km/h] (Section)	68.1 (Overall)
Race State	Finished

TAB

Eagle FarmProfessional

Race 6: SPRING CARNIVAL ON SALE NOW OPEN Handicap - WEIGHTS RAISED 1.5KG - 1600m

23 August 2025 - 14:47

Track Rating: Soft 5, Weather: Fine, Rail Position: +7m Entire

BRISBANE RACING CLUB

Section	Overall	1400m	1200m	1000m	800m	600m	400m	200m
Section Times	1:35.80 [8] (0:13.06)	1:22.74 [1] (0:10.94)	1:11.80 [1] (0:11.64)	1:00.16 [1] (0:11.89)	0:48.27 [1] (0:11.81)	0:36.46 [1] (0:11.43)	0:25.03 [1] (0:11.94)	0:13.09 [5] (0:13.09)
Average Speed [km/h]	55.2	66.1	61.8	60.9	61.2	62.3	60.3	55.1
Top Speed [km/h]	68.1	67.8	63.6	61.8	61.7	63.4	61.7	58.3
Avg. Dist. to Rail [m]	7.2	3.9	2.9	1.2	0.6	1.7	3.1	4.0
Avg. Stride Freq. [Hz]	2.2	2.2	2.1	2.1	2.1	2.2	2.2	2.1
Avg. Stride Length [m]	6.9	8.3	8.2	8.0	8.0	7.8	7.7	7.4

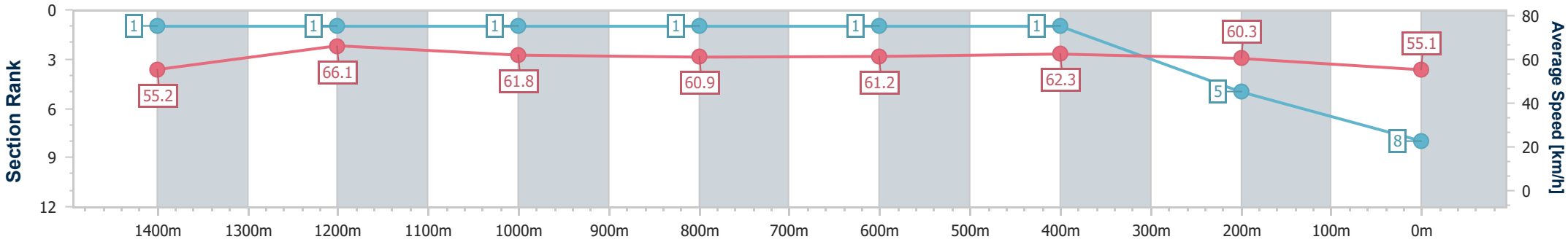

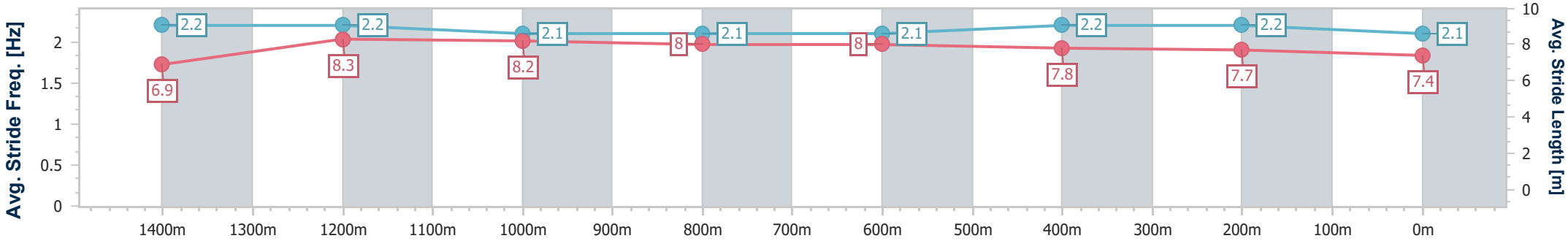

[ ]	Ranking at each section and finish
-:--.--	No data available at this section
NA	No data available

data processed by TRIPLESDATA

Eagle FarmProfessional

Race 7: EAGLE FARM 160 YEARS RACEDAY BENCHMARK 85 Handicap - 1835m

23 August 2025 - 15:23

BRISBANE RACING CLUB

Track Rating: Soft 5, Weather: Fine, Rail Position: +7m Entire

Section	Overall	1600m	1400m	1200m	1000m	800m	600m	Last 600m
Field Times	1:52.19 (0:16.66)	1:35.53 (0:12.17)	1:23.36 (0:11.47)	1:11.89 (0:11.73)	1:00.16 (0:12.16)	0:48.00 (0:12.21)	0:35.79 (0:11.92)	0:35.79

Rank	TAB	Horse/Jockey	Barrier	Top Speed [km/h]	Fastest Section	Overall	1600m	1400m	1200m	1000m	800m	600m	Last 600m	Distance Travelled [m]
1	6	JUST FLYING	2	64.2	0:11.48	1:52.19 [1]	1:35.53 [1]	1:23.33 [2]	1:11.69 [2]	0:59.80 [2]	0:47.71 [2]	0:35.50 [2]	0:35.50	
		Angela Jones		400m	400m	(0:16.66)	(0:12.20)	(0:11.64)	(0:11.89)	(0:12.09)	(0:12.21)	(0:11.75)		
2	10	HALF LISTENING	6	65.8	0:11.22	1:52.21 [2]	1:34.67 [8]	1:22.77 [6]	1:10.49 [8]	0:58.65 [7]	0:46.75 [6]	0:34.93 [7]	0:34.93	+9
		Robbie Dolan		400m	400m	(0:17.54)	(0:11.90)	(0:12.28)	(0:11.84)	(0:11.90)	(0:11.82)	(0:11.57)		
3	9	HABEEBAH	8	64.7	0:11.38	1:52.29 [3]	1:35.36 [3]	1:23.46 [1]	1:11.62 [3]	0:59.64 [3]	0:47.52 [3]	0:35.44 [3]	0:35.44	+3
		Ben Thompson		400m	400m	(0:16.93)	(0:11.90)	(0:11.84)	(0:11.98)	(0:12.12)	(0:12.08)	(0:11.66)		
4	5	BARAZIN	3	64.5	0:11.44	1:52.67 [4]	1:35.67 [4]	1:23.48 [4]	1:11.50 [4]	0:59.58 [5]	0:47.51 [5]	0:35.40 [6]	0:35.40	-1
		Benjamin Osmond		600m	400m	(0:17.00)	(0:12.19)	(0:11.98)	(0:11.92)	(0:12.07)	(0:12.11)	(0:11.53)		
4	4	YET HE MOVES	1	65.2	0:11.41	1:52.67 [4]	1:35.41 [5]	1:23.23 [7]	1:11.02 [6]	0:59.20 [6]	0:47.16 [7]	0:35.45 [5]	0:35.45	+2
		Kyle Wilson-Taylor		400m	600m	(0:17.26)	(0:12.18)	(0:12.21)	(0:11.82)	(0:12.04)	(0:11.71)	(0:11.41)		
6	3	KETTLE HILL	5	63.8	0:11.38	1:52.72 [6]	1:35.46 [5]	1:23.80 [3]	1:12.42 [1]	1:00.69 [1]	0:48.53 [1]	0:36.32 [1]	0:36.32	+3
		Martin Harley		1600m	1400m	(0:17.26)	(0:11.66)	(0:11.38)	(0:11.73)	(0:12.16)	(0:12.21)	(0:11.92)		
7	8	POINT COUNTERPOINT	7	65.1	0:11.45	1:52.78 [7]	1:35.98 [2]	1:23.57 [5]	1:11.58 [5]	0:59.75 [4]	0:47.66 [4]	0:35.62 [4]	0:35.62	+9
		Emily Lang		400m	400m	(0:16.80)	(0:12.41)	(0:11.99)	(0:11.83)	(0:12.09)	(0:12.04)	(0:11.56)		
8	1	FLASH AAH	4	65.0	0:11.45	1:53.34 [8]	1:35.82 [7]	1:23.84 [8]	1:11.64 [7]	0:59.72 [8]	0:47.52 [8]	0:35.79 [8]	0:35.79	+5
		Rob Thorburn		400m	400m	(0:17.52)	(0:11.98)	(0:12.20)	(0:11.92)	(0:12.20)	(0:11.73)	(0:11.59)		

Scratched: Classique Gal (#11), Northern Decree (#7), Galifianakis (#2)

[ ]	Ranking at each section and finish	**SCN**	Saddle cloth number
-:--.--	No data available at this section	**DNF**	Did not finish
NA	No data available	**DNT**	Did not track

data processed by TRIPLESDATA

Eagle FarmProfessional

Race 7: EAGLE FARM 160 YEARS RACEDAY BENCHMARK 85 Handicap - 1835m

23 August 2025 - 15:23

BRISBANE RACING CLUB

Track Rating: Soft 5, Weather: Fine, Rail Position: +7m Entire

Section					400m	200m			Last 600m	
Field Times					0:23.87 (0:11.57)	0:12.30 (0:12.30)			0:35.79	
Rank	**TAB**	**Horse/Jockey**	**Barrier**	**Top Speed [km/h]**	**Fastest Section**			**Margin**		**Distance Travelled [m]**
1	6	JUST FLYING	2	64.2	0:11.48	0:23.75 [2]	0:12.27 [2]	1:52.19	0:35.50	
		Angela Jones		400m	400m	(0:11.48)	(0:12.27)			
2	10	HALF LISTENING	6	65.8	0:11.22	0:23.36 [7]	0:12.14 [4]	0.17L	0:34.93	+9
		Robbie Dolan		400m	400m	(0:11.22)	(0:12.14)			
3	9	HABEEBAH	8	64.7	0:11.38	0:23.78 [3]	0:12.40 [1]	0.61L	0:35.44	+3
		Ben Thompson		400m	400m	(0:11.38)	(0:12.40)			
4	5	BARAZIN	3	64.5	0:11.44	0:23.87 [6]	0:12.43 [7]	2.85L	0:35.40	-1
		Benjamin Osmond		600m	400m	(0:11.44)	(0:12.43)			
4	4	YET HE MOVES	1	65.2	0:11.41	0:24.04 [4]	0:12.61 [3]	2.85L	0:35.45	+2
		Kyle Wilson-Taylor		400m	600m	(0:11.43)	(0:12.61)			
6	3	KETTLE HILL	5	63.8	0:11.38	0:24.40 [1]	0:12.64 [5]	3.13L	0:36.32	+3
		Martin Harley		1600m	1400m	(0:11.76)	(0:12.64)			
7	8	POINT COUNTERPOINT	7	65.1	0:11.45	0:24.06 [5]	0:12.61 [6]	3.51L	0:35.62	+9
		Emily Lang		400m	400m	(0:11.45)	(0:12.61)			
8	1	FLASH AAH	4	65.0	0:11.45	0:24.20 [8]	0:12.75 [8]	6.79L	0:35.79	+5
		Rob Thorburn		400m	400m	(0:11.45)	(0:12.75)			

Scratched: Classique Gal (#11), Northern Decree (#7), Galifianakis (#2)

[ ]	Ranking at each section and finish	**SCN**	Saddle cloth number
-:--.--	No data available at this section	**DNF**	Did not finish
NA	No data available	**DNT**	Did not track

data processed by TRIPLESDATA

Horse/Jockey Name	Just Flying
Final Rank	1
Fastest Section Time (Section)	0:11.48 (400m)
Top Speed [km/h] (Section)	64.2 (400m)
Race State	Finished

TAB

Eagle FarmProfessional

Race 7: EAGLE FARM 160 YEARS RACEDAY BENCHMARK 85 Handicap - 1835m

23 August 2025 - 15:23

Track Rating: Soft 5, Weather: Fine, Rail Position: +7m Entire

BRISBANE RACING CLUB

Section	Overall	1600m	1400m	1200m	1000m	800m	600m	400m	200m
Section Times	1:52.19 [1] (0:16.66)	1:35.53 [1] (0:12.20)	1:23.33 [2] (0:11.64)	1:11.69 [2] (0:11.89)	0:59.80 [2] (0:12.09)	0:47.71 [2] (0:12.21)	0:35.50 [2] (0:11.75)	0:23.75 [2] (0:11.48)	0:12.27 [2] (0:12.27)
Average Speed [km/h]	51.2	59.4	61.8	60.6	59.5	59.4	61.8	62.6	59.2
Top Speed [km/h]	59.7	61.3	62.6	61.8	60.2	60.2	63.5	64.2	62.4
Avg. Dist. to Rail [m]	3.6	1.5	0.4	0.4	0.3	0.9	1.9	6.3	6.2
Avg. Stride Freq. [Hz]	2.1	2.2	2.3	2.2	2.2	2.2	2.3	2.4	2.3
Avg. Stride Length [m]	6.6	7.3	7.6	7.6	7.5	7.5	7.5	7.3	7.1

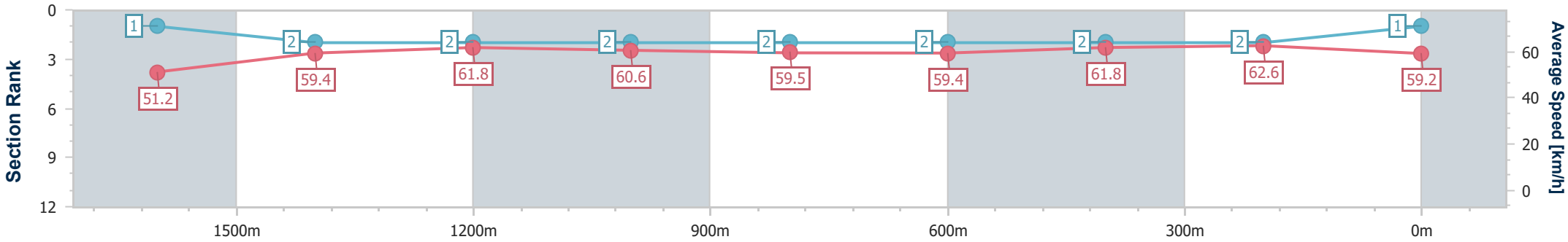

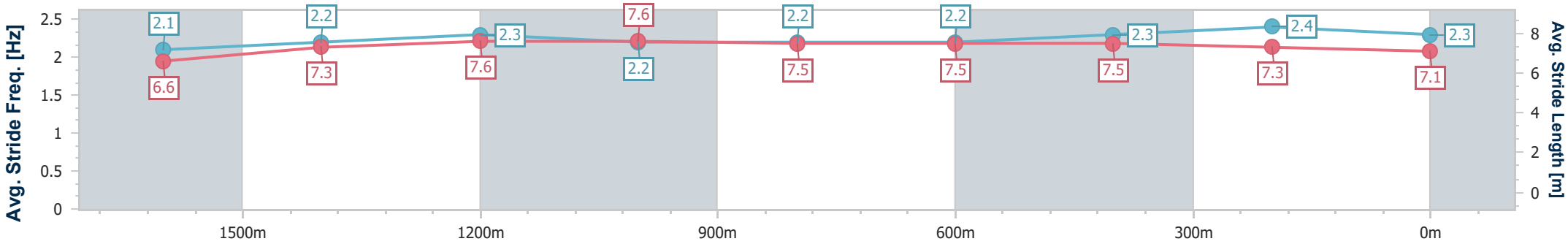

[ ]	Ranking at each section and finish
-:--.--	No data available at this section
NA	No data available

data processed by TRIPLESDATA

Horse/Jockey Name	Half Listening
Final Rank	2
Fastest Section Time (Section)	0:11.22 (400m)
Top Speed [km/h] (Section)	65.8 (400m)
Race State	Finished

TAB

Eagle FarmProfessional

Race 7: EAGLE FARM 160 YEARS RACEDAY BENCHMARK 85 Handicap - 1835m

23 August 2025 - 15:23

Track Rating: Soft 5, Weather: Fine, Rail Position: +7m Entire

BRISBANE RACING CLUB

Section	Overall	1600m	1400m	1200m	1000m	800m	600m	400m	200m
Section Times	1:52.21 [2] (0:17.54)	1:34.67 [8] (0:11.90)	1:22.77 [6] (0:12.28)	1:10.49 [8] (0:11.84)	0:58.65 [7] (0:11.90)	0:46.75 [6] (0:11.82)	0:34.93 [7] (0:11.57)	0:23.36 [7] (0:11.22)	0:12.14 [4] (0:12.14)
Average Speed [km/h]	49.3	61.1	58.6	61.0	61.3	61.5	63.3	64.3	59.6
Top Speed [km/h]	59.8	62.8	60.1	62.6	62.5	62.5	64.8	65.8	62.2
Avg. Dist. to Rail [m]	6.6	2.9	2.8	2.6	2.4	2.3	3.9	9.8	10.3
Avg. Stride Freq. [Hz]	2.1	2.2	2.2	2.2	2.2	2.2	2.3	2.4	2.3
Avg. Stride Length [m]	6.6	7.6	7.4	7.6	7.6	7.6	7.7	7.6	7.1

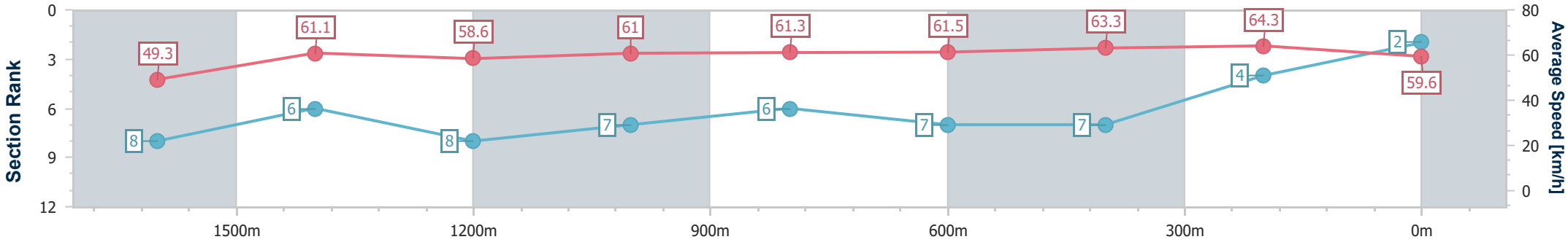

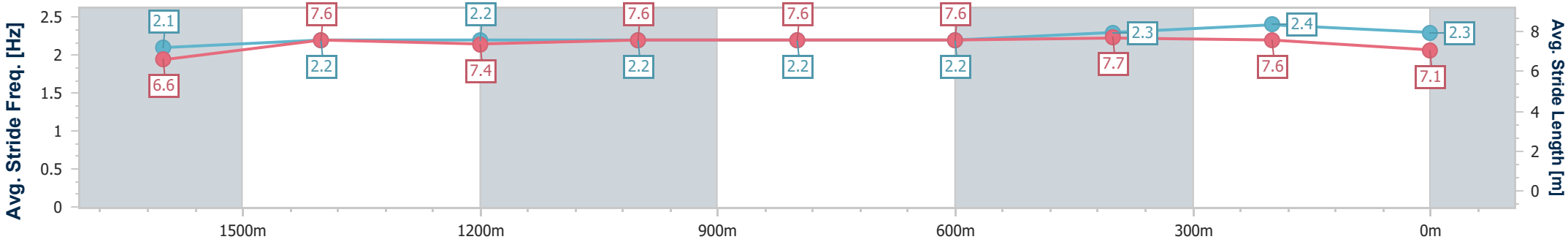

[ ]	Ranking at each section and finish
-:--.--	No data available at this section
NA	No data available

data processed by TRIPLESDATA

Horse/Jockey Name	Habeebah
Final Rank	3
Fastest Section Time (Section)	0:11.38 (400m)
Top Speed [km/h] (Section)	64.7 (400m)
Race State	Finished

TAB

Eagle FarmProfessional

Race 7: EAGLE FARM 160 YEARS RACEDAY BENCHMARK 85 Handicap - 1835m

23 August 2025 - 15:23

Track Rating: Soft 5, Weather: Fine, Rail Position: +7m Entire

BRISBANE RACING CLUB

Section	Overall	1600m	1400m	1200m	1000m	800m	600m	400m	200m
Section Times	1:52.29 [3] (0:16.93)	1:35.36 [3] (0:11.90)	1:23.46 [1] (0:11.84)	1:11.62 [3] (0:11.98)	0:59.64 [3] (0:12.12)	0:47.52 [3] (0:12.08)	0:35.44 [3] (0:11.66)	0:23.78 [3] (0:11.38)	0:12.40 [1] (0:12.40)
Average Speed [km/h]	51.0	61.1	60.6	60.3	59.6	59.5	62.2	63.4	58.5
Top Speed [km/h]	58.5	63.3	61.7	61.4	60.1	61.8	63.9	64.7	61.8
Avg. Dist. to Rail [m]	7.1	2.8	2.4	1.8	0.6	0.2	1.9	8.4	9.3
Avg. Stride Freq. [Hz]	2.3	2.4	2.4	2.4	2.3	2.3	2.4	2.5	2.4
Avg. Stride Length [m]	6.1	7.0	7.1	7.1	7.1	7.1	7.1	7.0	6.7

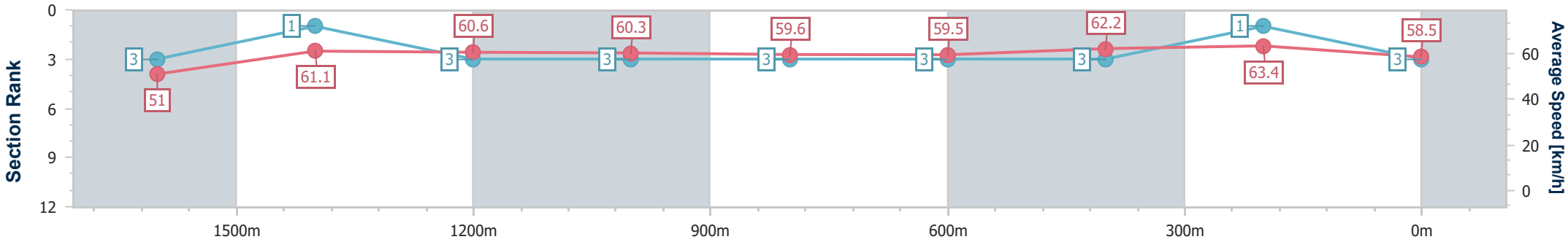

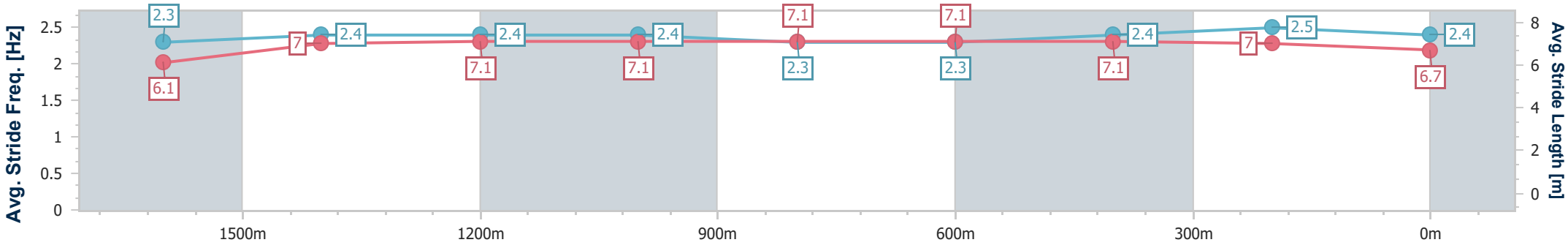

[ ]	Ranking at each section and finish
-:--.--	No data available at this section
NA	No data available

data processed by TRIPLESDATA

Horse/Jockey Name	Barazin
Final Rank	4
Fastest Section Time (Section)	0:11.44 (400m)
Top Speed [km/h] (Section)	64.5 (600m)
Race State	Finished

TAB

Eagle FarmProfessional

Race 7: EAGLE FARM 160 YEARS RACEDAY BENCHMARK 85 Handicap - 1835m

23 August 2025 - 15:23

Track Rating: Soft 5, Weather: Fine, Rail Position: +7m Entire

BRISBANE RACING CLUB

Section	Overall	1600m	1400m	1200m	1000m	800m	600m	400m	200m
Section Times	1:52.67 [4] (0:17.00)	1:35.67 [4] (0:12.19)	1:23.48 [4] (0:11.98)	1:11.50 [4] (0:11.92)	0:59.58 [5] (0:12.07)	0:47.51 [5] (0:12.11)	0:35.40 [6] (0:11.53)	0:23.87 [6] (0:11.44)	0:12.43 [7] (0:12.43)
Average Speed [km/h]	50.2	59.4	60.1	60.7	59.9	59.5	62.6	63.0	58.2
Top Speed [km/h]	59.8	60.3	60.8	61.2	61.1	60.9	64.5	64.4	60.9
Avg. Dist. to Rail [m]	4.5	1.4	2.1	1.9	0.7	0.2	1.0	5.7	6.4
Avg. Stride Freq. [Hz]	2.1	2.1	2.2	2.2	2.2	2.2	2.3	2.3	2.3
Avg. Stride Length [m]	6.4	7.9	7.6	7.6	7.6	7.6	7.6	7.6	7.1

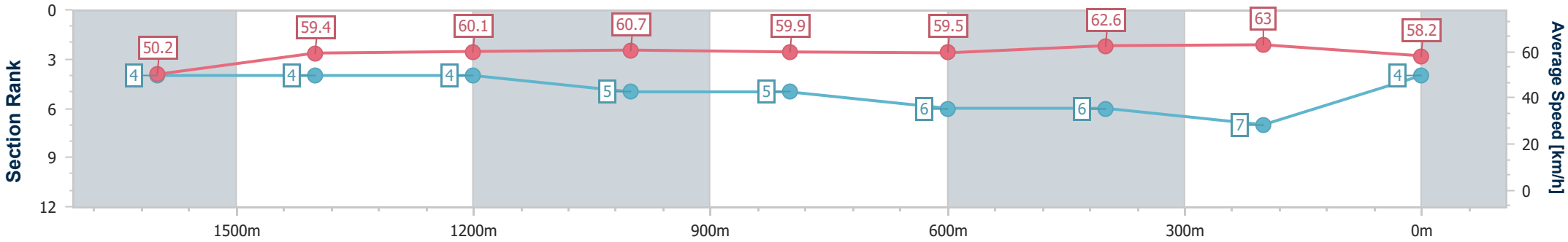

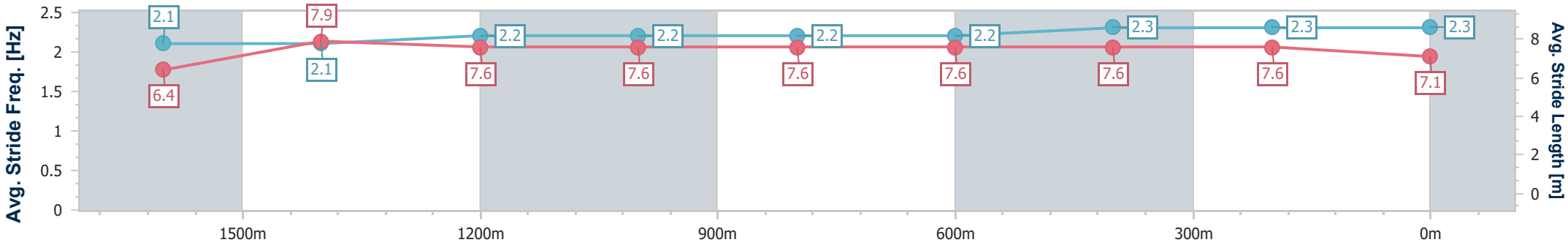

[ ]	Ranking at each section and finish
-:--.--	No data available at this section
NA	No data available

data processed by TRIPLESDATA

Horse/Jockey Name	Yet He Moves
Final Rank	4
Fastest Section Time (Section)	0:11.41 (600m)
Top Speed [km/h] (Section)	65.2 (400m)
Race State	Finished

TAB

Eagle FarmProfessional

Race 7: EAGLE FARM 160 YEARS RACEDAY BENCHMARK 85 Handicap - 1835m

23 August 2025 - 15:23

Track Rating: Soft 5, Weather: Fine, Rail Position: +7m Entire

BRISBANE RACING CLUB

Section	Overall	1600m	1400m	1200m	1000m	800m	600m	400m	200m
Section Times	1:52.67 [4] (0:17.26)	1:35.41 [5] (0:12.18)	1:23.23 [7] (0:12.21)	1:11.02 [6] (0:11.82)	0:59.20 [6] (0:12.04)	0:47.16 [7] (0:11.71)	0:35.45 [5] (0:11.41)	0:24.04 [4] (0:11.43)	0:12.61 [3] (0:12.61)
Average Speed [km/h]	49.4	60.0	59.1	61.1	60.0	61.7	63.2	63.0	57.6
Top Speed [km/h]	59.1	60.4	60.7	62.2	61.2	62.4	64.3	65.2	60.5
Avg. Dist. to Rail [m]	3.4	3.4	3.2	3.2	1.0	0.3	1.4	6.1	7.2
Avg. Stride Freq. [Hz]	2.3	2.4	2.3	2.3	2.4	2.4	2.4	2.5	2.4
Avg. Stride Length [m]	6.0	7.0	7.0	7.2	7.1	7.2	7.2	7.0	6.7

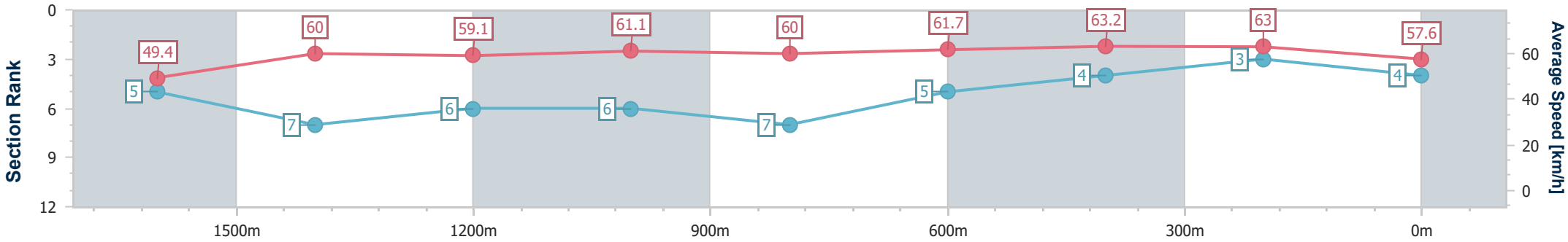

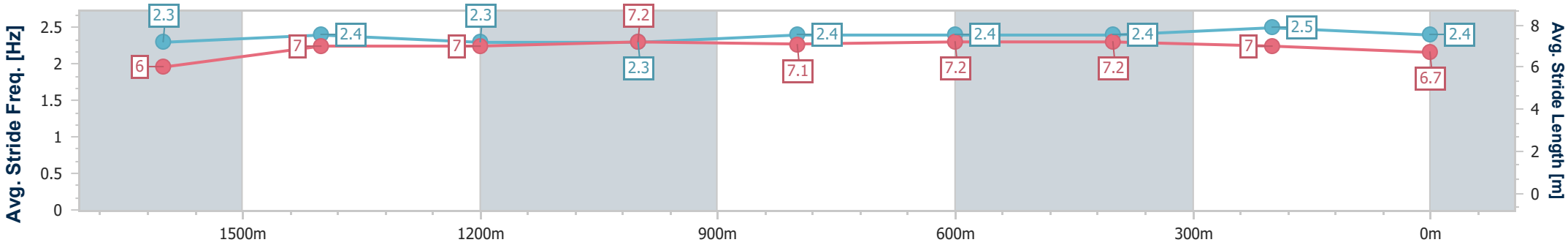

[ ]	Ranking at each section and finish
-:--.--	No data available at this section
NA	No data available

data processed by TRIPLESDATA

Horse/Jockey Name	Kettle Hill
Final Rank	6
Fastest Section Time (Section)	0:11.38 (1400m)
Top Speed [km/h] (Section)	63.8 (1600m)
Race State	Finished

TAB

Eagle FarmProfessional

Race 7: EAGLE FARM 160 YEARS RACEDAY BENCHMARK 85 Handicap - 1835m

23 August 2025 - 15:23

Track Rating: Soft 5, Weather: Fine, Rail Position: +7m Entire

BRISBANE RACING CLUB

Section	Overall	1600m	1400m	1200m	1000m	800m	600m	400m	200m
Section Times	1:52.72 [6] (0:17.26)	1:35.46 [5] (0:11.66)	1:23.80 [3] (0:11.38)	1:12.42 [1] (0:11.73)	1:00.69 [1] (0:12.16)	0:48.53 [1] (0:12.21)	0:36.32 [1] (0:11.92)	0:24.40 [1] (0:11.76)	0:12.64 [5] (0:12.64)
Average Speed [km/h]	50.0	62.6	63.3	61.5	59.7	59.1	60.5	61.2	57.2
Top Speed [km/h]	60.7	63.8	63.8	63.3	60.2	59.7	61.3	62.6	59.9
Avg. Dist. to Rail [m]	6.1	4.3	3.5	1.6	1.2	0.7	1.0	5.0	5.7
Avg. Stride Freq. [Hz]	2.1	2.2	2.2	2.2	2.2	2.2	2.3	2.3	2.3
Avg. Stride Length [m]	6.6	7.8	7.9	7.8	7.7	7.5	7.4	7.2	7.0

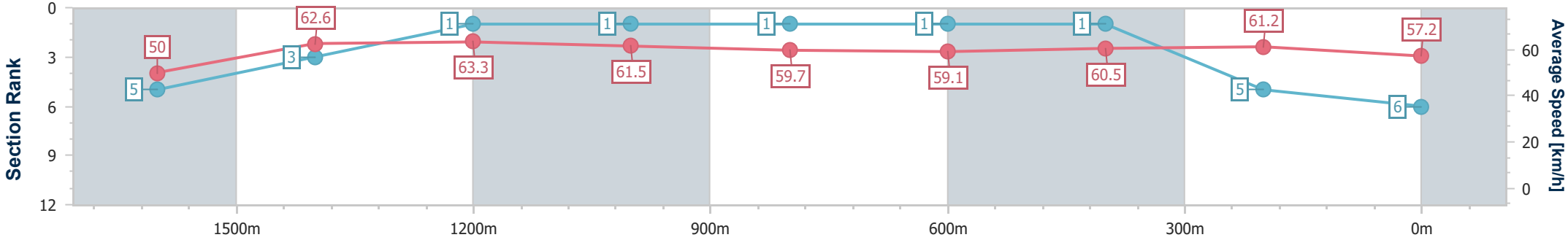

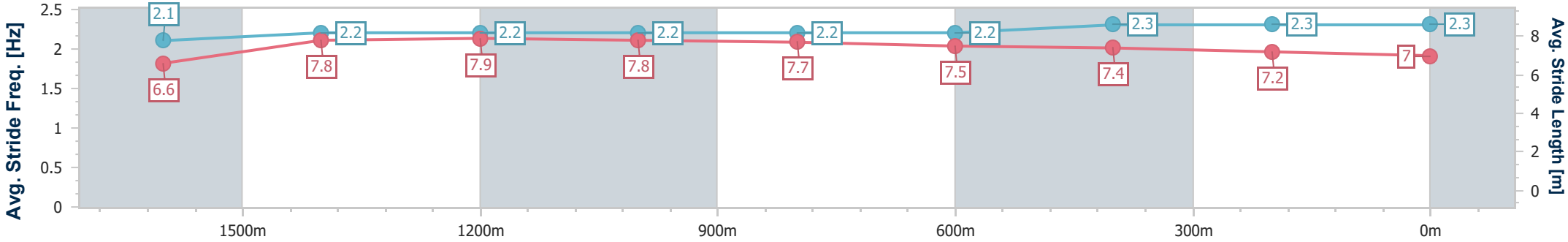

[ ]	Ranking at each section and finish
-:--.--	No data available at this section
NA	No data available

data processed by TRIPLESDATA

Horse/Jockey Name	Point Counterpoint
Final Rank	7
Fastest Section Time (Section)	0:11.45 (400m)
Top Speed [km/h] (Section)	65.1 (400m)
Race State	Finished

TAB

Eagle FarmProfessional

Race 7: EAGLE FARM 160 YEARS RACEDAY BENCHMARK 85 Handicap - 1835m

23 August 2025 - 15:23

Track Rating: Soft 5, Weather: Fine, Rail Position: +7m Entire

BRISBANE RACING CLUB

Section	Overall	1600m	1400m	1200m	1000m	800m	600m	400m	200m
Section Times	1:52.78 [7] (0:16.80)	1:35.98 [2] (0:12.41)	1:23.57 [5] (0:11.99)	1:11.58 [5] (0:11.83)	0:59.75 [4] (0:12.09)	0:47.66 [4] (0:12.04)	0:35.62 [4] (0:11.56)	0:24.06 [5] (0:11.45)	0:12.61 [6] (0:12.61)
Average Speed [km/h]	51.0	58.7	60.3	61.0	60.2	60.7	63.4	62.9	57.7
Top Speed [km/h]	59.9	59.8	61.0	62.1	61.5	62.8	64.3	65.1	59.3
Avg. Dist. to Rail [m]	6.0	3.4	3.9	3.1	3.0	2.8	4.0	9.7	8.9
Avg. Stride Freq. [Hz]	2.2	2.2	2.2	2.3	2.3	2.3	2.3	2.4	2.3
Avg. Stride Length [m]	6.3	7.3	7.3	7.4	7.4	7.5	7.5	7.3	7.0

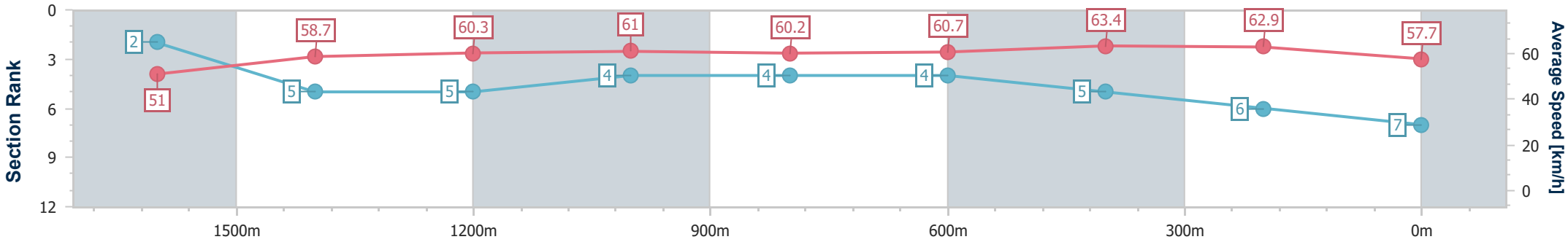

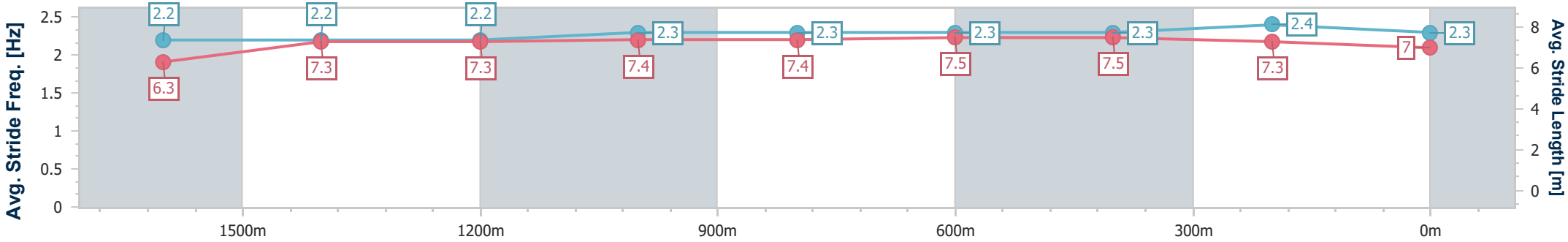

[ ]	Ranking at each section and finish
-:--.--	No data available at this section
NA	No data available

data processed by TRIPLESDATA

Horse/Jockey Name	Flash Aah
Final Rank	8
Fastest Section Time (Section)	0:11.45 (400m)
Top Speed [km/h] (Section)	65.0 (400m)
Race State	Finished

TAB

Eagle FarmProfessional

Race 7: EAGLE FARM 160 YEARS RACEDAY BENCHMARK 85 Handicap - 1835m

23 August 2025 - 15:23

Track Rating: Soft 5, Weather: Fine, Rail Position: +7m Entire

BRISBANE RACING CLUB

Section	Overall	1600m	1400m	1200m	1000m	800m	600m	400m	200m
Section Times	1:53.34 [8] (0:17.52)	1:35.82 [7] (0:11.98)	1:23.84 [8] (0:12.20)	1:11.64 [7] (0:11.92)	0:59.72 [8] (0:12.20)	0:47.52 [8] (0:11.73)	0:35.79 [8] (0:11.59)	0:24.20 [8] (0:11.45)	0:12.75 [8] (0:12.75)
Average Speed [km/h]	48.9	60.5	58.9	60.5	59.7	62.0	63.4	62.8	56.8
Top Speed [km/h]	58.9	61.9	59.8	61.1	62.1	62.6	64.6	65.0	60.5
Avg. Dist. to Rail [m]	4.8	1.9	1.5	1.7	1.7	2.4	4.4	9.0	9.5
Avg. Stride Freq. [Hz]	2.1	2.2	2.2	2.2	2.2	2.2	2.4	2.3	2.2
Avg. Stride Length [m]	6.5	7.6	7.5	7.6	7.5	7.7	7.5	7.3	7.1

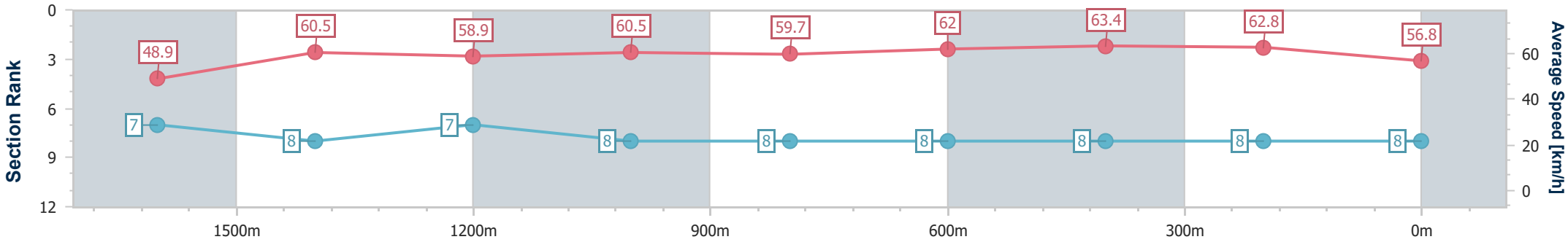

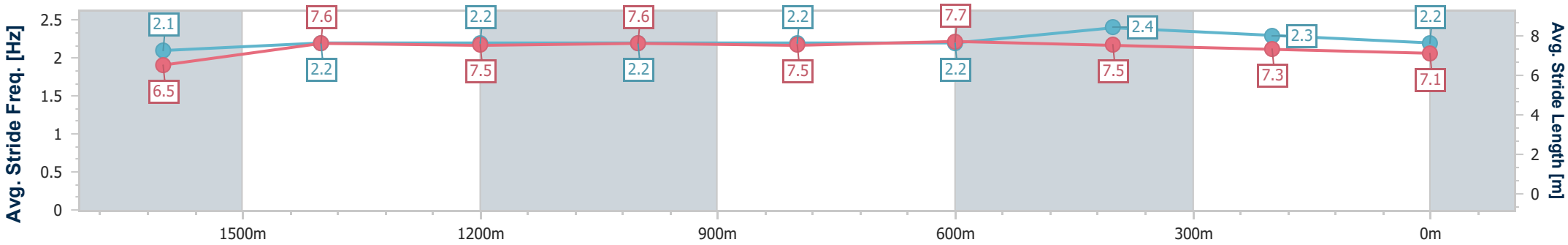

[ ]	Ranking at each section and finish
-:--.--	No data available at this section
NA	No data available

data processed by TRIPLESDATA

Eagle FarmProfessional

Race 8: SKY RACING No Metro Wins Handicap - 1400m

23 August 2025 - 16:03

BRISBANE RACING CLUB

Track Rating: Soft 5, Weather: Fine, Rail Position: +7m Entire

Section	Overall	1200m	1000m	800m	600m	400m	Last 600m
Field Times	1:23.43 (0:13.69)	1:09.74 (0:11.40)	0:58.34 (0:11.83)	0:46.51 (0:11.84)	0:34.67 (0:11.33)	0:23.34 (0:11.19)	0:34.67

Rank	TAB	Horse/Jockey	Barrier	Top Speed [km/h]	Fastest Section	Overall	1200m	1000m	800m	600m	400m	Last 600m	Distance Travelled [m]
1	6	**FORMAL DISPLAY**	12	67.2	0:11.20	1:23.43 [1]	1:09.57 [2]	0:58.22 [2]	0:46.27 [2]	0:34.46 [2]	0:23.25 [2]	0:34.46	
		Martin Harley		600m	400m	(0:13.86)	(0:11.35)	(0:11.95)	(0:11.81)	(0:11.21)	(0:11.20)		
2	11	**LARRIKIN ROGUE**	15	66.8	0:11.02	1:23.47 [2]	1:09.22 [8]	0:57.82 [8]	0:45.96 [6]	0:34.21 [6]	0:22.81 [6]	0:34.21	-4
		Kyle Wilson-Taylor		400m	400m	(0:14.25)	(0:11.40)	(0:11.86)	(0:11.75)	(0:11.40)	(0:11.02)		
3	18	**DIVINE GEM**	8	65.6	0:11.19	1:23.57 [3]	1:09.88 [1]	0:58.48 [1]	0:46.65 [1]	0:34.81 [1]	0:23.48 [1]	0:34.81	-11
		Jake Bayliss		400m	400m	(0:13.69)	(0:11.40)	(0:11.83)	(0:11.84)	(0:11.33)	(0:11.19)		
4	5	**EXPECTANT**	11	66.5	0:11.11	1:23.69 [4]	1:09.48 [7]	0:58.09 [6]	0:46.17 [7]	0:34.40 [7]	0:22.95 [7]	0:34.40	-8
		Tahlia Fenlon		400m	400m	(0:14.21)	(0:11.39)	(0:11.92)	(0:11.77)	(0:11.45)	(0:11.11)		
5	13	**BOOM SHOT**	3	66.4	0:11.10	1:23.74 [5]	1:09.70 [4]	0:58.26 [5]	0:46.35 [5]	0:34.49 [5]	0:23.12 [5]	0:34.49	-2
		Cejay Graham		400m	400m	(0:14.04)	(0:11.44)	(0:11.91)	(0:11.86)	(0:11.37)	(0:11.10)		
6	21	**LAVONI**	20	68.0	0:10.93	1:23.97 [6]	1:09.82 [6]	0:58.34 [7]	0:46.44 [8]	0:34.63 [8]	0:23.21 [8]	0:34.63	+0
		Siobhan Rutledge		400m	400m	(0:14.15)	(0:11.48)	(0:11.90)	(0:11.81)	(0:11.42)	(0:10.93)		
7	7	**KADALL**	2	65.7	0:11.30	1:23.99 [7]	1:10.10 [3]	0:58.73 [3]	0:46.79 [3]	0:34.96 [3]	0:23.58 [3]	0:34.96	-6
		Heavelon Van		400m	400m	(0:13.89)	(0:11.37)	(0:11.94)	(0:11.83)	(0:11.38)	(0:11.30)		
8	8	**LAYDOWNLILY**	14	65.4	0:11.12	1:24.11 [8]	1:09.79 [9]	0:58.06 [9]	0:46.19 [9]	0:34.53 [9]	0:22.91 [10]	0:34.53	-3
		Tiffani Brooker		400m	400m	(0:14.32)	(0:11.73)	(0:11.87)	(0:11.66)	(0:11.62)	(0:11.12)		
9	4	**THE CATCH**	7	66.6	0:11.31	1:24.36 [9]	1:10.27 [5]	0:58.96 [4]	0:47.06 [4]	0:35.27 [4]	0:23.92 [4]	0:35.27	-2
		Benjamin Osmond		400m	1200m	(0:14.09)	(0:11.31)	(0:11.90)	(0:11.79)	(0:11.35)	(0:11.35)		
10	1	**DEEP FOCUS**	16	66.6	0:11.17	1:24.44 [10]	1:09.58 [10]	0:58.09 [10]	0:46.23 [10]	0:34.79 [10]	0:23.48 [9]	0:34.79	-4
		Dylan Turner		400m	400m	(0:14.86)	(0:11.49)	(0:11.86)	(0:11.44)	(0:11.31)	(0:11.17)		

Scratched: Tavis Town (#9), Blazen Boots (#3), Maple Door (#22), Last Chance Saloon (#12), More Love (#14), Mr Wandji (#20), Celestial Harbour (#10), Friend In Need (#19), Red Hot Lizzie (#16), Merchant La

[ ]	Ranking at each section and finish	**SCN**	Saddle cloth number
-:--.--	No data available at this section	**DNF**	Did not finish
NA	No data available	**DNT**	Did not track

data processed by TRIPLESDATA

Eagle FarmProfessional

Race 8: SKY RACING No Metro Wins Handicap - 1400m

23 August 2025 - 16:03

BRISBANE RACING CLUB

Track Rating: Soft 5, Weather: Fine, Rail Position: +7m Entire

Section	200m	Last 600m
Field Times	0:12.15 (0:12.15)	0:34.67

Rank	TAB	Horse/Jockey	Barrier	Top Speed [km/h]	Fastest Section		Margin		Distance Travelled [m]
1	6	**FORMAL DISPLAY**	12	67.2	0:11.20	0:12.05 [2]	1:23.43	0:34.46	
		Martin Harley		600m	400m	(0:12.05)			
2	11	**LARRIKIN ROGUE**	15	66.8	0:11.02	0:11.79 [3]	0.24L	0:34.21	-4
		Kyle Wilson-Taylor		400m	400m	(0:11.79)			
3	18	**DIVINE GEM**	8	65.6	0:11.19	0:12.29 [1]	0.84L	0:34.81	-11
		Jake Bayliss		400m	400m	(0:12.29)			
4	5	**EXPECTANT**	11	66.5	0:11.11	0:11.84 [8]	1.5L	0:34.40	-8
		Tahlia Fenlon		400m	400m	(0:11.84)			
5	13	**BOOM SHOT**	3	66.4	0:11.10	0:12.02 [6]	1.79L	0:34.49	-2
		Cejay Graham		400m	400m	(0:12.02)			
6	21	**LAVONI**	20	68.0	0:10.93	0:12.28 [4]	3.19L	0:34.63	+0
		Siobhan Rutledge		400m	400m	(0:12.28)			
7	7	**KADALL**	2	65.7	0:11.30	0:12.28 [5]	3.29L	0:34.96	-6
		Heavelon Van		400m	400m	(0:12.28)			
8	8	**LAYDOWNLILY**	14	65.4	0:11.12	0:11.79 [10]	4L	0:34.53	-3
		Tiffani Brooker		400m	400m	(0:11.79)			
9	4	**THE CATCH**	7	66.6	0:11.31	0:12.57 [7]	5.47L	0:35.27	-2
		Benjamin Osmond		400m	1200m	(0:12.57)			
10	1	**DEEP FOCUS**	16	66.6	0:11.17	0:12.31 [9]	5.92L	0:34.79	-4
		Dylan Turner		400m	400m	(0:12.31)			

Scratched: Tavis Town (#9), Blazen Boots (#3), Maple Door (#22), Last Chance Saloon (#12), More Love (#14), Mr Wandji (#20), Celestial Harbour (#10), Friend In Need (#19), Red Hot Lizzie (#16), Merchant La

[ ]	Ranking at each section and finish	**SCN**	Saddle cloth number
-:--.--	No data available at this section	**DNF**	Did not finish
NA	No data available	**DNT**	Did not track

data processed by TRIPLESDATA

Horse/Jockey Name	Formal Display
Final Rank	1
Fastest Section Time (Section)	0:11.20 (400m)
Top Speed [km/h] (Section)	67.2 (600m)
Race State	Finished

Eagle FarmProfessional

Race 8: SKY RACING No Metro Wins Handicap - 1400m

23 August 2025 - 16:03

Track Rating: Soft 5, Weather: Fine, Rail Position: +7m Entire

BRISBANE RACING CLUB

Section	Overall	1200m	1000m	800m	600m	400m	200m
Section Times	1:23.43 [1] (0:13.86)	1:09.57 [2] (0:11.35)	0:58.22 [2] (0:11.95)	0:46.27 [2] (0:11.81)	0:34.46 [2] (0:11.21)	0:23.25 [2] (0:11.20)	0:12.05 [2] (0:12.05)
Average Speed [km/h]	52.1	63.6	61.8	61.8	65.0	64.3	59.8
Top Speed [km/h]	65.2	65.3	62.6	63.3	67.2	66.7	62.5
Avg. Dist. to Rail [m]	5.7	4.5	4.9	3.6	2.4	7.2	6.3
Avg. Stride Freq. [Hz]	2.4	2.4	2.4	2.4	2.4	2.5	2.4
Avg. Stride Length [m]	6.1	7.3	7.2	7.3	7.4	7.2	6.9

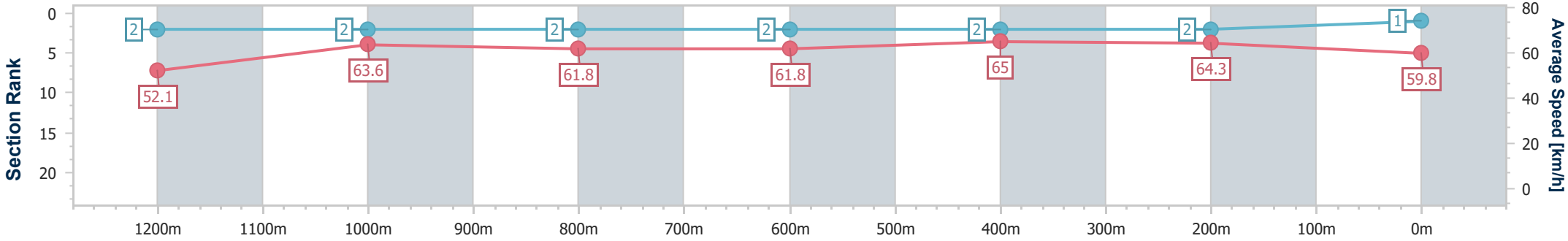

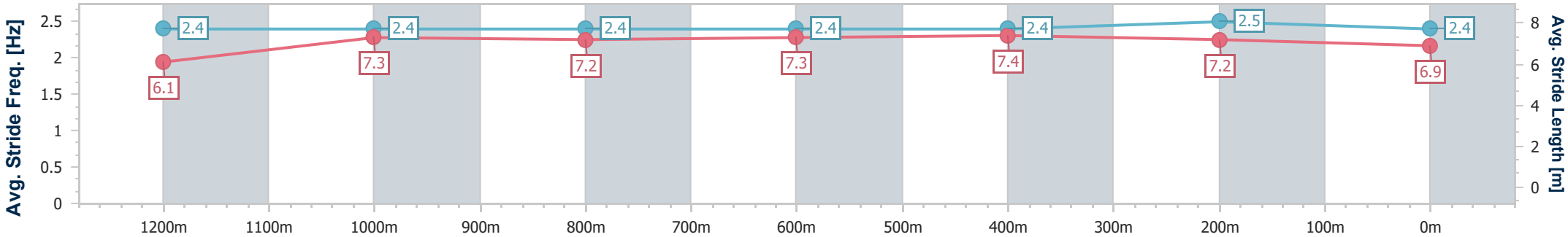

[ ]	Ranking at each section and finish
-:--.--	No data available at this section
NA	No data available

data processed by TRIPLESDATA

Horse/Jockey Name	Larrikin Rogue
Final Rank	2
Fastest Section Time (Section)	0:11.02 (400m)
Top Speed [km/h] (Section)	66.8 (400m)
Race State	Finished

Eagle FarmProfessional

Race 8: SKY RACING No Metro Wins Handicap - 1400m

23 August 2025 - 16:03

Track Rating: Soft 5, Weather: Fine, Rail Position: +7m Entire

BRISBANE RACING CLUB

Section	Overall	1200m	1000m	800m	600m	400m	200m
Section Times	1:23.47 [2] (0:14.25)	1:09.22 [8] (0:11.40)	0:57.82 [8] (0:11.86)	0:45.96 [6] (0:11.75)	0:34.21 [6] (0:11.40)	0:22.81 [6] (0:11.02)	0:11.79 [3] (0:11.79)
Average Speed [km/h]	50.7	63.2	61.6	61.7	64.1	65.3	61.1
Top Speed [km/h]	64.0	64.7	64.1	62.8	66.7	66.8	64.1
Avg. Dist. to Rail [m]	5.5	2.9	2.5	1.7	2.7	11.3	11.8
Avg. Stride Freq. [Hz]	2.2	2.2	2.2	2.2	2.3	2.4	2.4
Avg. Stride Length [m]	6.5	7.6	7.4	7.6	7.6	7.4	7.2

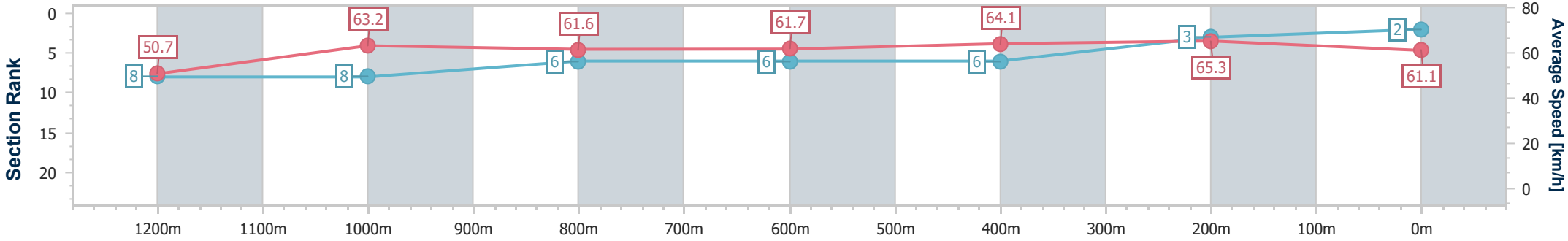

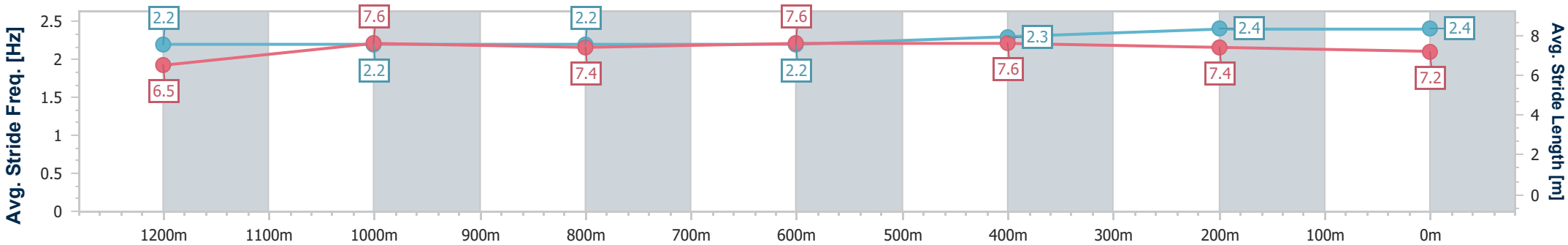

[ ]	Ranking at each section and finish
-:--.--	No data available at this section
NA	No data available

data processed by TRIPLESDATA

Horse/Jockey Name	Divine Gem
Final Rank	3
Fastest Section Time (Section)	0:11.19 (400m)
Top Speed [km/h] (Section)	65.6 (400m)
Race State	Finished

Eagle FarmProfessional

Race 8: SKY RACING No Metro Wins Handicap - 1400m

23 August 2025 - 16:03

Track Rating: Soft 5, Weather: Fine, Rail Position: +7m Entire

BRISBANE RACING CLUB

Section	Overall	1200m	1000m	800m	600m	400m	200m
Section Times	1:23.57 [3] (0:13.69)	1:09.88 [1] (0:11.40)	0:58.48 [1] (0:11.83)	0:46.65 [1] (0:11.84)	0:34.81 [1] (0:11.33)	0:23.48 [1] (0:11.19)	0:12.29 [1] (0:12.29)
Average Speed [km/h]	52.7	63.2	61.0	60.7	63.7	64.1	58.7
Top Speed [km/h]	63.8	64.1	61.8	61.5	65.6	65.6	62.3
Avg. Dist. to Rail [m]	3.6	1.7	0.5	0.3	1.2	6.8	4.9
Avg. Stride Freq. [Hz]	2.3	2.4	2.4	2.4	2.5	2.5	2.4
Avg. Stride Length [m]	6.3	7.2	7.1	7.0	7.1	6.9	6.8

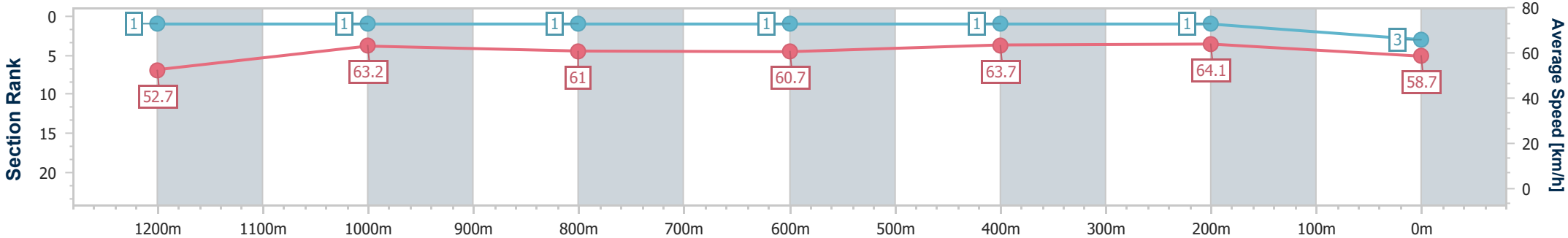

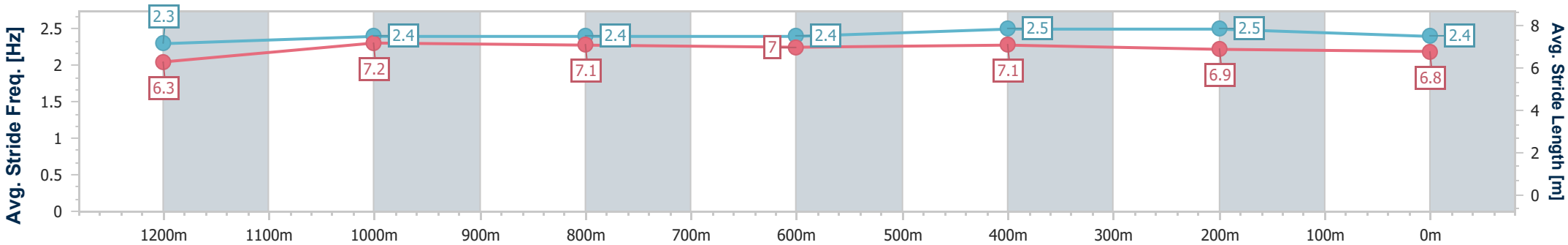

[ ]	Ranking at each section and finish
-:--.--	No data available at this section
NA	No data available

data processed by TRIPLESDATA

Horse/Jockey Name	Expectant
Final Rank	4
Fastest Section Time (Section)	0:11.11 (400m)
Top Speed [km/h] (Section)	66.5 (400m)
Race State	Finished

TAB

Eagle FarmProfessional

Race 8: SKY RACING No Metro Wins Handicap - 1400m

23 August 2025 - 16:03

Track Rating: Soft 5, Weather: Fine, Rail Position: +7m Entire

BRISBANE RACING CLUB

Section	Overall	1200m	1000m	800m	600m	400m	200m
Section Times	1:23.69 [4] (0:14.21)	1:09.48 [7] (0:11.39)	0:58.09 [6] (0:11.92)	0:46.17 [7] (0:11.77)	0:34.40 [7] (0:11.45)	0:22.95 [7] (0:11.11)	0:11.84 [8] (0:11.84)
Average Speed [km/h]	50.6	63.4	61.0	61.4	63.1	64.7	60.9
Top Speed [km/h]	64.3	64.2	61.9	62.3	65.4	66.5	63.3
Avg. Dist. to Rail [m]	3.6	1.8	1.6	0.8	1.4	6.2	3.9
Avg. Stride Freq. [Hz]	2.3	2.4	2.4	2.4	2.4	2.5	2.4
Avg. Stride Length [m]	6.0	6.8	6.9	6.7	6.6	7.2	7.0

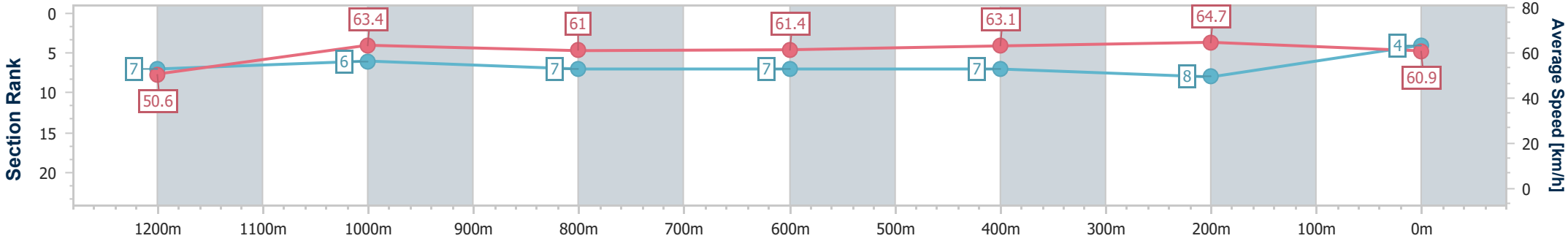

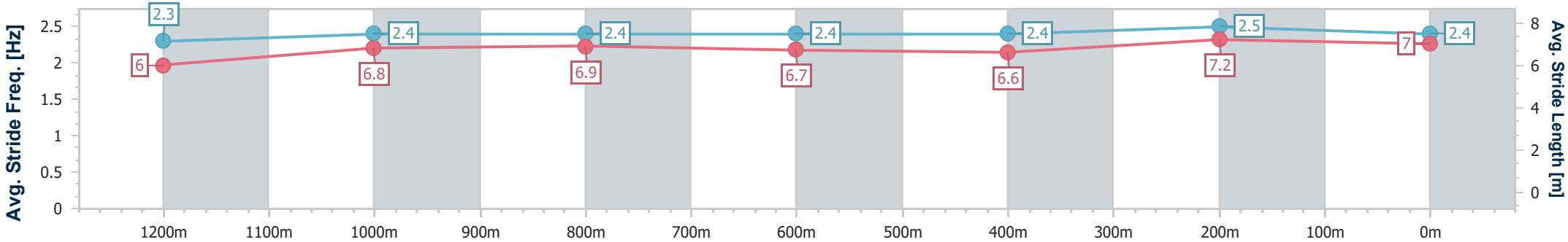

[ ]	Ranking at each section and finish
-:--.--	No data available at this section
NA	No data available

data processed by TRIPLESDATA

Horse/Jockey Name	Boom Shot
Final Rank	5
Fastest Section Time (Section)	0:11.10 (400m)
Top Speed [km/h] (Section)	66.4 (400m)
Race State	Finished

TAB

Eagle FarmProfessional

Race 8: SKY RACING No Metro Wins Handicap - 1400m

23 August 2025 - 16:03

Track Rating: Soft 5, Weather: Fine, Rail Position: +7m Entire

BRISBANE RACING CLUB

Section	Overall	1200m	1000m	800m	600m	400m	200m
Section Times	1:23.74 [5] (0:14.04)	1:09.70 [4] (0:11.44)	0:58.26 [5] (0:11.91)	0:46.35 [5] (0:11.86)	0:34.49 [5] (0:11.37)	0:23.12 [5] (0:11.10)	0:12.02 [6] (0:12.02)
Average Speed [km/h]	51.5	63.0	61.6	61.7	64.1	64.8	59.8
Top Speed [km/h]	63.7	64.0	62.4	62.5	65.8	66.4	62.2
Avg. Dist. to Rail [m]	2.9	3.6	3.6	3.2	2.5	8.3	6.1
Avg. Stride Freq. [Hz]	2.3	2.4	2.3	2.3	2.3	2.4	2.3
Avg. Stride Length [m]	6.1	7.4	7.5	7.5	7.6	7.4	7.1

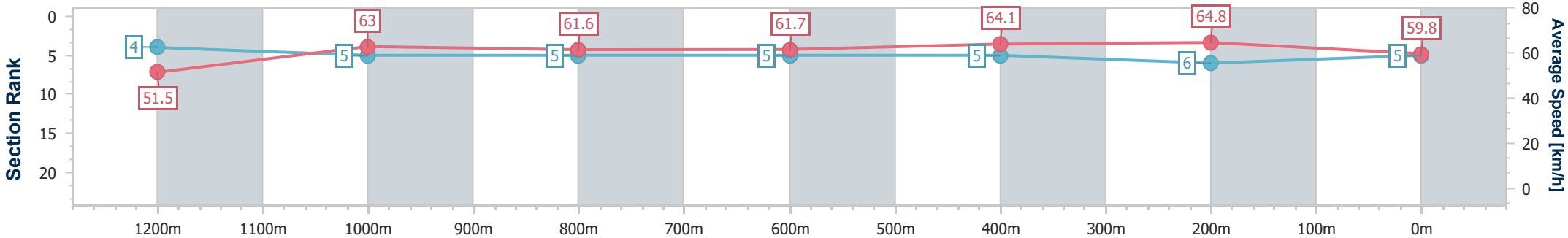

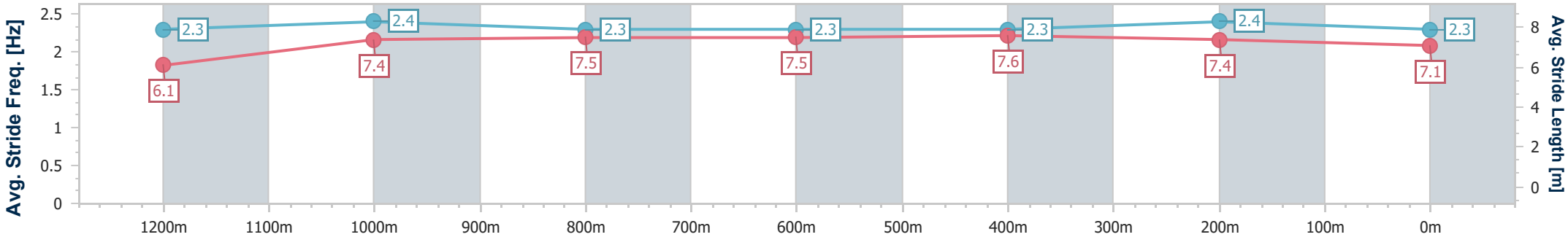

[ ]	Ranking at each section and finish
-:--.--	No data available at this section
NA	No data available

data processed by TRIPLESDATA

Horse/Jockey Name	Lavoni
Final Rank	6
Fastest Section Time (Section)	0:10.93 (400m)
Top Speed [km/h] (Section)	68.0 (400m)
Race State	Finished

Eagle FarmProfessional

Race 8: SKY RACING No Metro Wins Handicap - 1400m

23 August 2025 - 16:03

Track Rating: Soft 5, Weather: Fine, Rail Position: +7m Entire

BRISBANE RACING CLUB

Section	Overall	1200m	1000m	800m	600m	400m	200m
Section Times	1:23.97 [6] (0:14.15)	1:09.82 [6] (0:11.48)	0:58.34 [7] (0:11.90)	0:46.44 [8] (0:11.81)	0:34.63 [8] (0:11.42)	0:23.21 [8] (0:10.93)	0:12.28 [4] (0:12.28)
Average Speed [km/h]	51.0	62.9	61.8	62.0	64.2	65.9	58.6
Top Speed [km/h]	63.3	63.5	62.7	62.8	66.2	68.0	63.5
Avg. Dist. to Rail [m]	8.3	4.6	4.1	3.7	3.6	11.6	9.4
Avg. Stride Freq. [Hz]	2.3	2.3	2.3	2.3	2.4	2.5	2.4
Avg. Stride Length [m]	6.2	7.4	7.5	7.5	7.5	7.2	6.8

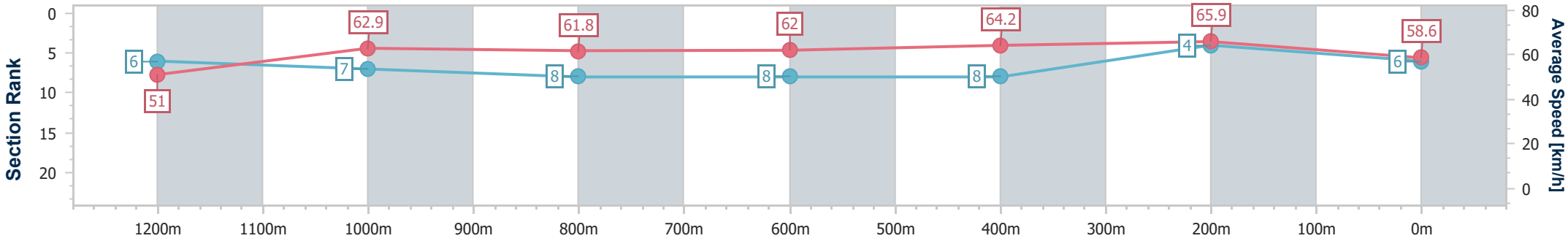

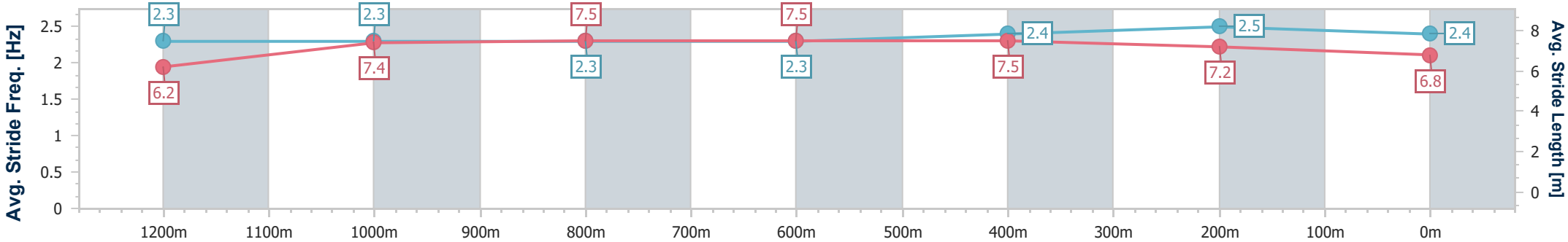

[ ]	Ranking at each section and finish
-:--.--	No data available at this section
NA	No data available

data processed by TRIPLESDATA

Horse/Jockey Name	Kadall
Final Rank	7
Fastest Section Time (Section)	0:11.30 (400m)
Top Speed [km/h] (Section)	65.7 (400m)
Race State	Finished

Eagle FarmProfessional

Race 8: SKY RACING No Metro Wins Handicap - 1400m

23 August 2025 - 16:03

Track Rating: Soft 5, Weather: Fine, Rail Position: +7m Entire

BRISBANE RACING CLUB

Section	Overall	1200m	1000m	800m	600m	400m	200m
Section Times	1:23.99 [7] (0:13.89)	1:10.10 [3] (0:11.37)	0:58.73 [3] (0:11.94)	0:46.79 [3] (0:11.83)	0:34.96 [3] (0:11.38)	0:23.58 [3] (0:11.30)	0:12.28 [5] (0:12.28)
Average Speed [km/h]	51.8	63.5	60.9	61.2	63.9	63.8	58.7
Top Speed [km/h]	64.7	64.3	62.3	61.9	65.3	65.7	62.0
Avg. Dist. to Rail [m]	2.2	2.1	1.8	1.7	1.7	5.6	3.7
Avg. Stride Freq. [Hz]	2.2	2.3	2.2	2.2	2.3	2.3	2.2
Avg. Stride Length [m]	6.6	7.8	7.7	7.8	7.8	7.6	7.2

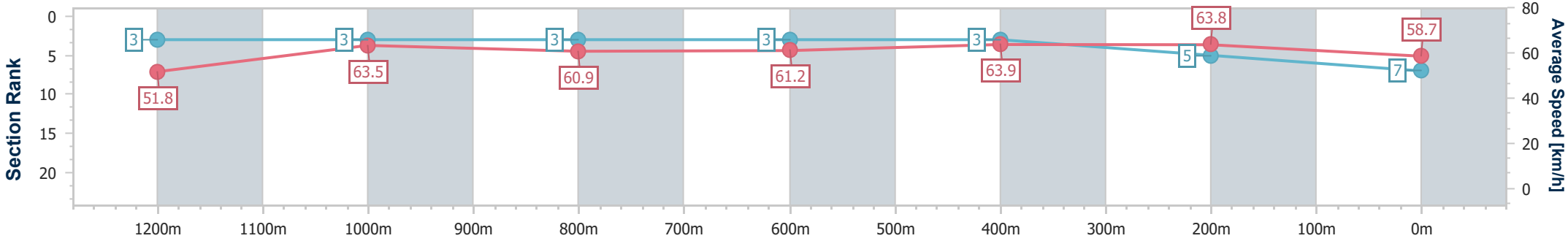

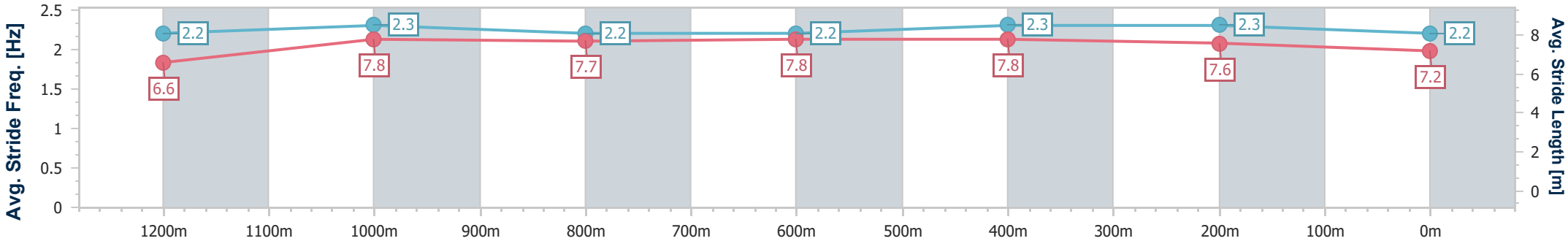

[ ]	Ranking at each section and finish
-:--.--	No data available at this section
NA	No data available

data processed by TRIPLESDATA

Horse/Jockey Name	Laydownlily
Final Rank	8
Fastest Section Time (Section)	0:11.12 (400m)
Top Speed [km/h] (Section)	65.4 (400m)
Race State	Finished

TAB

Eagle FarmProfessional

Race 8: SKY RACING No Metro Wins Handicap - 1400m

23 August 2025 - 16:03

Track Rating: Soft 5, Weather: Fine, Rail Position: +7m Entire

BRISBANE RACING CLUB

Section	Overall	1200m	1000m	800m	600m	400m	200m
Section Times	1:24.11 [8] (0:14.32)	1:09.79 [9] (0:11.73)	0:58.06 [9] (0:11.87)	0:46.19 [9] (0:11.66)	0:34.53 [9] (0:11.62)	0:22.91 [10] (0:11.12)	0:11.79 [10] (0:11.79)
Average Speed [km/h]	50.6	61.7	61.3	62.2	62.7	64.9	60.9
Top Speed [km/h]	61.9	62.7	62.5	63.1	64.7	65.4	63.5
Avg. Dist. to Rail [m]	6.2	3.5	2.8	1.9	2.4	8.4	6.3
Avg. Stride Freq. [Hz]	2.2	2.3	2.3	2.3	2.4	2.4	2.4
Avg. Stride Length [m]	6.4	7.4	7.3	7.4	7.4	7.4	7.1

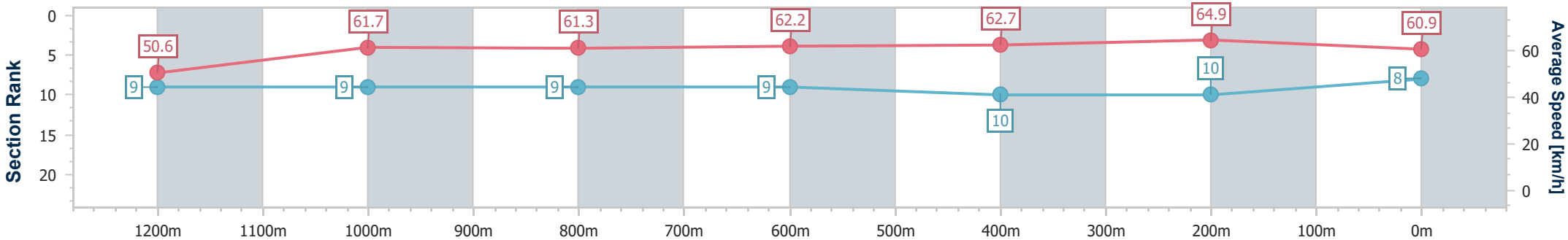

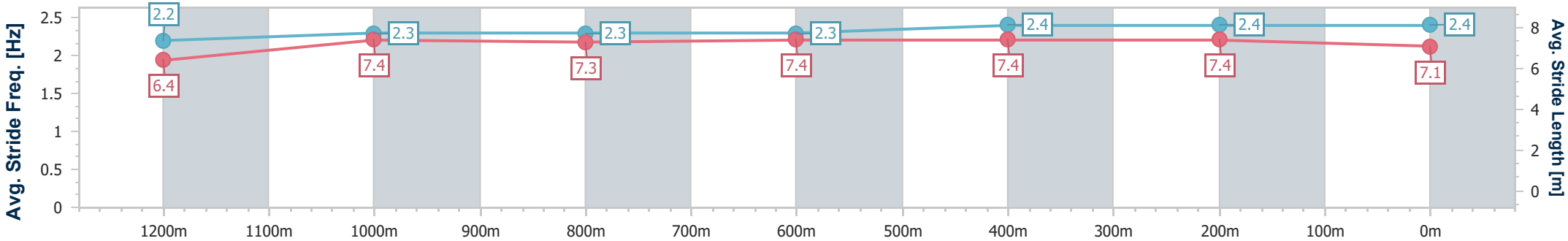

[ ]	Ranking at each section and finish
-:--.--	No data available at this section
NA	No data available

data processed by TRIPLESDATA

Horse/Jockey Name	The Catch
Final Rank	9
Fastest Section Time (Section)	0:11.31 (1200m)
Top Speed [km/h] (Section)	66.6 (400m)
Race State	Finished

Eagle FarmProfessional

Race 8: SKY RACING No Metro Wins Handicap - 1400m

23 August 2025 - 16:03

Track Rating: Soft 5, Weather: Fine, Rail Position: +7m Entire

BRISBANE RACING CLUB

Section	Overall	1200m	1000m	800m	600m	400m	200m
Section Times	1:24.36 [9] (0:14.09)	1:10.27 [5] (0:11.31)	0:58.96 [4] (0:11.90)	0:47.06 [4] (0:11.79)	0:35.27 [4] (0:11.35)	0:23.92 [4] (0:11.35)	0:12.57 [7] (0:12.57)
Average Speed [km/h]	51.3	63.8	61.5	62.0	64.2	63.5	57.2
Top Speed [km/h]	64.2	64.6	63.3	62.6	66.6	66.6	60.7
Avg. Dist. to Rail [m]	4.4	4.9	3.7	3.0	2.7	8.3	8.4
Avg. Stride Freq. [Hz]	2.2	2.4	2.3	2.3	2.4	2.4	2.3
Avg. Stride Length [m]	6.4	7.4	7.4	7.4	7.5	7.3	7.1

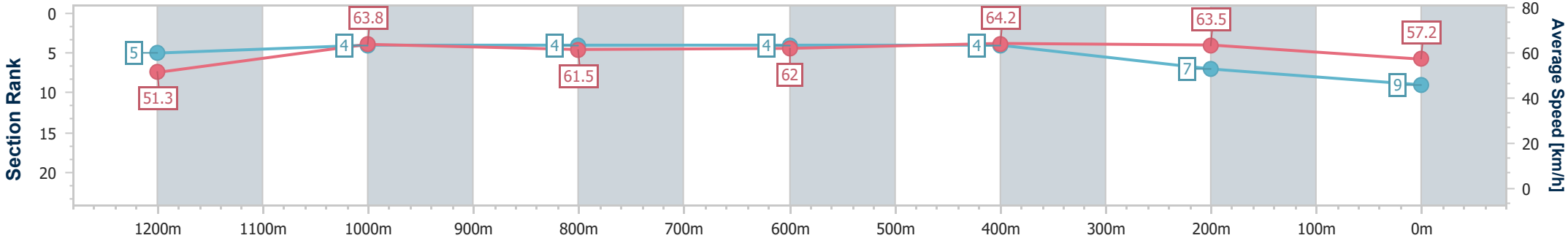

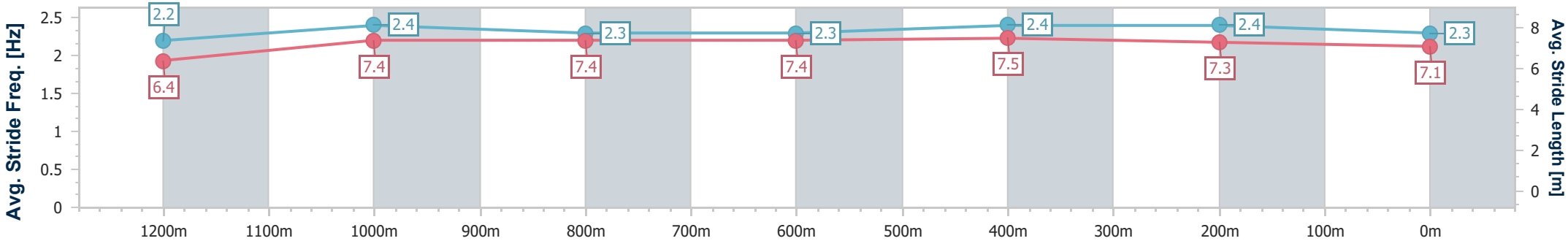

[ ]	Ranking at each section and finish
-:--.--	No data available at this section
NA	No data available

data processed by TRIPLESDATA

Horse/Jockey Name	Deep Focus
Final Rank	10
Fastest Section Time (Section)	0:11.17 (400m)
Top Speed [km/h] (Section)	66.6 (400m)
Race State	Finished

TAB

Eagle FarmProfessional

Race 8: SKY RACING No Metro Wins Handicap - 1400m

23 August 2025 - 16:03

Track Rating: Soft 5, Weather: Fine, Rail Position: +7m Entire

BRISBANE RACING CLUB

Section	Overall	1200m	1000m	800m	600m	400m	200m
Section Times	1:24.44 [10] (0:14.86)	1:09.58 [10] (0:11.49)	0:58.09 [10] (0:11.86)	0:46.23 [10] (0:11.44)	0:34.79 [10] (0:11.31)	0:23.48 [9] (0:11.17)	0:12.31 [9] (0:12.31)
Average Speed [km/h]	48.7	62.8	61.4	63.6	64.2	64.6	58.5
Top Speed [km/h]	65.0	65.8	62.8	64.4	66.0	66.6	62.1
Avg. Dist. to Rail [m]	5.9	3.2	2.9	1.8	2.1	10.9	9.9
Avg. Stride Freq. [Hz]	2.2	2.3	2.3	2.3	2.3	2.4	2.3
Avg. Stride Length [m]	6.1	7.5	7.5	7.7	7.7	7.5	7.1

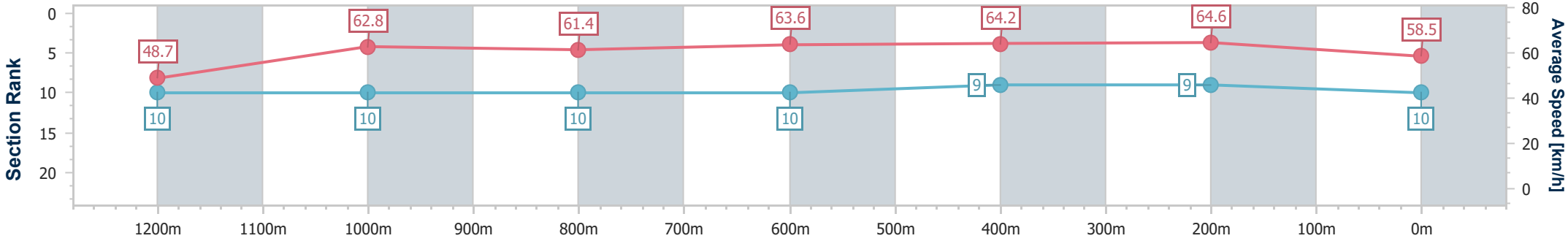

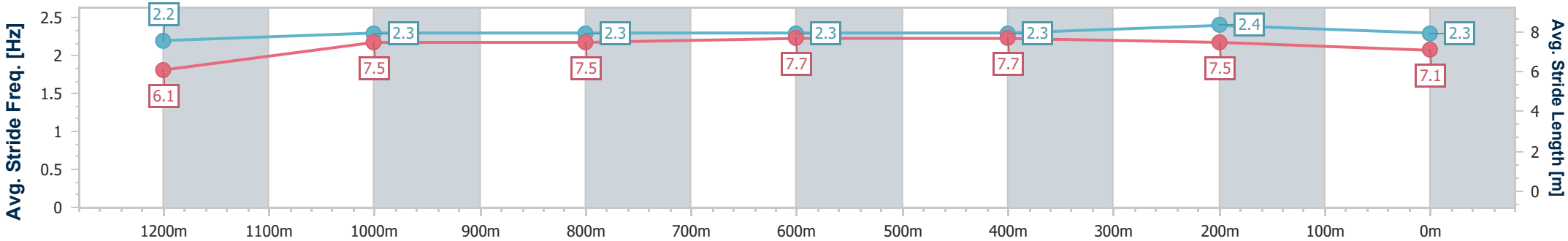

[ ]	Ranking at each section and finish
-:--.--	No data available at this section
NA	No data available

data processed by TRIPLESDATA

Eagle FarmProfessional

Race 9: LADBROKES MATES MODE POTS Colts, Geldings & Entires
BENCHMARK 78 Handicap - 1200m

23 August 2025 - 16:40

BRISBANE RACING CLUB

Track Rating: Soft 5, Weather: Fine, Rail Position: +7m Entire

Section	Overall	1000m	800m	600m	400m	200m	Last 600m
Field Times	1:10.41 (0:13.27)	0:57.14 (0:10.80)	0:46.34 (0:11.38)	0:34.96 (0:11.37)	0:23.59 (0:11.42)	0:12.17 (0:12.17)	0:34.96

Rank	TAB	Horse/Jockey	Barrier	Top Speed [km/h]	Fastest Section	Overall	1000m	800m	600m	400m	200m	Margin	Last 600m	Distance Travelled [m]
1	14	ABOUT TO EXPLODE	1	66.7	0:10.99	1:10.41 [1]	0:56.96 [5]	0:45.97 [5]	0:34.61 [6]	0:23.47 [3]	0:12.17 [1]	1:10.41	0:34.61	
		Ben Thompson		Overall	1000m	(0:13.45)	(0:10.99)	(0:11.36)	(0:11.14)	(0:11.30)	(0:12.17)			
2	1	VIMINELE	10	68.6	0:10.95	1:10.60 [2]	0:56.14 [14]	0:45.19 [14]	0:34.14 [15]	0:22.85 [15]	0:11.72 [14]	1.12L	0:34.14	+4
		Emily Lang		800m	1000m	(0:14.46)	(0:10.95)	(0:11.05)	(0:11.29)	(0:11.13)	(0:11.72)			
3	13	MOB BUSTER	8	66.5	0:11.05	1:10.74 [3]	0:56.85 [10]	0:45.80 [10]	0:34.67 [10]	0:23.50 [7]	0:12.29 [6]	1.95L	0:34.67	+0
		Benjamin Osmond		1000m	1000m	(0:13.89)	(0:11.05)	(0:11.13)	(0:11.17)	(0:11.21)	(0:12.29)			
4	17	SHELSTEIN	18	71.0	0:10.67	1:10.78 [4]	0:56.50 [13]	0:45.83 [11]	0:34.67 [11]	0:23.31 [11]	0:12.36 [4]	2.15L	0:34.67	+9
		Angela Jones		1000m	1000m	(0:14.28)	(0:10.67)	(0:11.16)	(0:11.36)	(0:10.95)	(0:12.36)			
5	16	STAR AMBITION	5	68.9	0:10.80	1:10.86 [5]	0:57.35 [6]	0:46.55 [3]	0:35.25 [2]	0:23.97 [2]	0:12.59 [2]	2.66L	0:35.25	-1
		Kyle Wilson-Taylor		1000m	1000m	(0:13.51)	(0:10.80)	(0:11.30)	(0:11.28)	(0:11.38)	(0:12.59)			
6	19	DEFERENTIAL	12	69.3	0:10.93	1:10.93 [6]	0:56.41 [15]	0:45.40 [15]	0:34.47 [14]	0:23.19 [14]	0:12.16 [10]	3.04L	0:34.47	+10
		Siobhan Rutledge		800m	800m	(0:14.52)	(0:11.01)	(0:10.93)	(0:11.28)	(0:11.03)	(0:12.16)			
7	2	FLYING DESTINY	13	69.3	0:11.00	1:10.99 [7]	0:57.68 [2]	0:46.68 [4]	0:35.33 [4]	0:23.92 [5]	0:12.57 [5]	3.41L	0:35.33	+6
		Jace McMurray		Overall	1000m	(0:13.31)	(0:11.00)	(0:11.35)	(0:11.41)	(0:11.35)	(0:12.57)			
8	5	HASTEN DELIGHT	11	68.8	0:10.94	1:11.16 [8]	0:57.89 [1]	0:46.95 [2]	0:35.54 [3]	0:24.20 [4]	0:12.75 [3]	4.42L	0:35.54	+7
		Jasper Franklin		1000m	1000m	(0:13.27)	(0:10.94)	(0:11.41)	(0:11.34)	(0:11.45)	(0:12.75)			
9	12	BONDED AFFAIR	14	68.7	0:10.91	1:11.16 [9]	0:56.97 [11]	0:46.06 [12]	0:34.88 [12]	0:23.55 [13]	0:12.34 [11]	4.42L	0:34.88	+6
		Martin Harley		1000m	1000m	(0:14.19)	(0:10.91)	(0:11.18)	(0:11.33)	(0:11.21)	(0:12.34)			
10	8	DON PEDRO	3	66.8	0:11.00	1:11.19 [10]	0:56.93 [12]	0:45.93 [13]	0:34.80 [13]	0:23.62 [12]	0:12.32 [13]	4.6L	0:34.80	+0
		Cejay Graham		1000m	1000m	(0:14.26)	(0:11.00)	(0:11.13)	(0:11.18)	(0:11.30)	(0:12.32)			

Scratched: Badgers Nuts (#4), Town Crier (#6), Pareto (#15), Tonneofgrit (#3)

[ ]	Ranking at each section and finish	SCN	Saddle cloth number
-:--.--	No data available at this section	DNF	Did not finish
NA	No data available	DNT	Did not track

data processed by TRIPLESDATA

Eagle FarmProfessional

Race 9: LADBROKES MATES MODE POTS Colts, Geldings & Entires
BENCHMARK 78 Handicap - 1200m

23 August 2025 - 16:40

BRISBANE RACING CLUB

Track Rating: Soft 5, Weather: Fine, Rail Position: +7m Entire

Section						Overall	1000m	800m	600m	400m	200m		Last 600m	
Field Times						1:10.41 (0:13.27)	0:57.14 (0:10.80)	0:46.34 (0:11.38)	0:34.96 (0:11.37)	0:23.59 (0:11.42)	0:12.17 (0:12.17)		0:34.96	
Rank	**TAB**	**Horse/Jockey**	**Barrier**	**Top Speed [km/h]**	**Fastest Section**							**Margin**		**Distance Travelled [m]**
11	**11**	**ZELGARIA**	**4**	**68.3**	**0:11.06**	**1:11.24 [11]**	**0:57.84 [4]**	**0:46.78 [7]**	**0:35.45 [5]**	**0:24.08 [6]**	**0:12.55 [8]**	**4.89L**	**0:35.45**	**+2**
		Dylan Turner		Overall	1000m	(0:13.40)	(0:11.06)	(0:11.33)	(0:11.37)	(0:11.53)	(0:12.55)			
12	**9**	**BEAUTANTES**	**7**	**68.6**	**0:10.92**	**1:11.29 [12]**	**0:57.68 [9]**	**0:46.76 [8]**	**0:35.44 [7]**	**0:24.01 [8]**	**0:12.59 [9]**	**5.18L**	**0:35.44**	**+9**
		Robbie Dolan		1000m	1000m	(0:13.61)	(0:10.92)	(0:11.32)	(0:11.43)	(0:11.42)	(0:12.59)			
13	**18**	**KEEP SAFE**	**2**	**67.7**	**0:11.12**	**1:11.46 [13]**	**0:57.93 [7]**	**0:46.81 [9]**	**0:35.42 [9]**	**0:24.01 [10]**	**0:12.53 [15]**	**6.17L**	**0:35.42**	**+2**
		Heavelon Van		Overall	1000m	(0:13.53)	(0:11.12)	(0:11.39)	(0:11.41)	(0:11.48)	(0:12.53)			
14	**7**	**MINTAKA LAD**	**9**	**68.2**	**0:10.90**	**1:11.72 [14]**	**0:58.17 [8]**	**0:47.27 [6]**	**0:35.83 [8]**	**0:24.41 [9]**	**0:12.88 [12]**	**7.71L**	**0:35.83**	**+6**
		Jag Guthmann-Chester		1000m	1000m	(0:13.55)	(0:10.90)	(0:11.44)	(0:11.42)	(0:11.53)	(0:12.88)			
15	**10**	**RUSSIAN SUB**	**6**	**69.8**	**0:10.75**	**1:11.98 [15]**	**0:58.66 [3]**	**0:47.91 [1]**	**0:36.53 [1]**	**0:25.16 [1]**	**0:13.36 [7]**	**9.24L**	**0:36.53**	**+1**
		Tiffani Brooker		1000m	1000m	(0:13.32)	(0:10.75)	(0:11.38)	(0:11.37)	(0:11.80)	(0:13.36)			

Scratched: Badgers Nuts (#4), Town Crier (#6), Pareto (#15), Tonneofgrit (#3)

[ ]	Ranking at each section and finish	**SCN**	Saddle cloth number
-:--.--	No data available at this section	**DNF**	Did not finish
NA	No data available	**DNT**	Did not track

data processed by TRIPLESDATA

Horse/Jockey Name	About To Explode
Final Rank	1
Fastest Section Time (Section)	0:10.99 (1000m)
Top Speed [km/h] (Section)	66.7 (Overall)
Race State	Finished

TAB

Eagle FarmProfessional

Race 9: LADBROKES MATES MODE POTS Colts, Geldings & Entires BENCHMARK 78 Handicap - 1200m

23 August 2025 - 16:40

Track Rating: Soft 5, Weather: Fine, Rail Position: +7m Entire

BRISBANE RACING CLUB

Section	Overall	1000m	800m	600m	400m	200m
Section Times	1:10.41 [1] (0:13.45)	0:56.96 [5] (0:10.99)	0:45.97 [5] (0:11.36)	0:34.61 [6] (0:11.14)	0:23.47 [3] (0:11.30)	0:12.17 [1] (0:12.17)
Average Speed [km/h]	53.7	65.8	63.8	64.3	63.9	59.3
Top Speed [km/h]	66.7	66.6	65.1	65.1	65.4	62.8
Avg. Dist. to Rail [m]	1.2	1.5	0.7	0.5	3.5	3.0
Avg. Stride Freq. [Hz]	2.2	2.4	2.3	2.3	2.4	2.3
Avg. Stride Length [m]	6.6	7.5	7.6	7.3	7.3	7.2

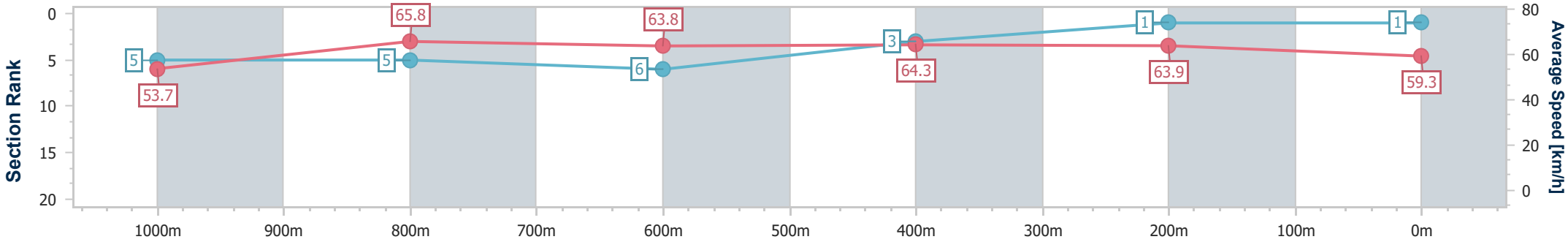

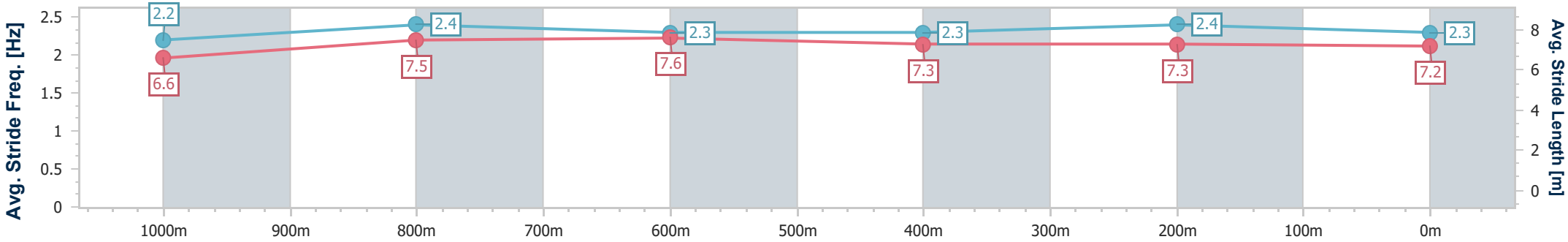

[ ]	Ranking at each section and finish
-:--.--	No data available at this section
NA	No data available

data processed by TRIPLESDATA

Horse/Jockey Name	Viminele
Final Rank	2
Fastest Section Time (Section)	0:10.95 (1000m)
Top Speed [km/h] (Section)	68.6 (800m)
Race State	Finished

TAB

Eagle FarmProfessional

Race 9: LADBROKES MATES MODE POTS Colts, Geldings & Entires BENCHMARK 78 Handicap - 1200m

23 August 2025 - 16:40

Track Rating: Soft 5, Weather: Fine, Rail Position: +7m Entire

BRISBANE RACING CLUB

Section	Overall	1000m	800m	600m	400m	200m
Section Times	1:10.60 [2] (0:14.46)	0:56.14 [14] (0:10.95)	0:45.19 [14] (0:11.05)	0:34.14 [15] (0:11.29)	0:22.85 [15] (0:11.13)	0:11.72 [14] (0:11.72)
Average Speed [km/h]	49.8	66.8	65.9	64.1	64.9	61.4
Top Speed [km/h]	65.3	68.2	68.6	65.6	65.7	63.9
Avg. Dist. to Rail [m]	6.0	2.7	2.1	1.8	3.9	1.9
Avg. Stride Freq. [Hz]	2.1	2.3	2.3	2.3	2.3	2.3
Avg. Stride Length [m]	6.7	8.1	8.0	7.9	7.8	7.4

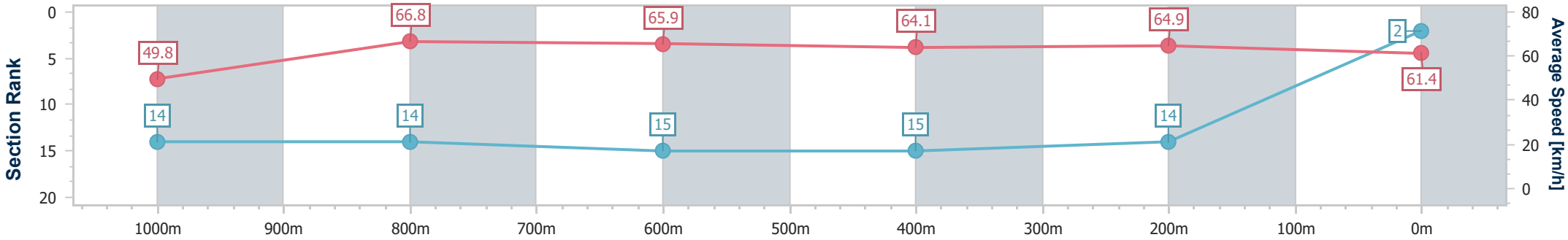

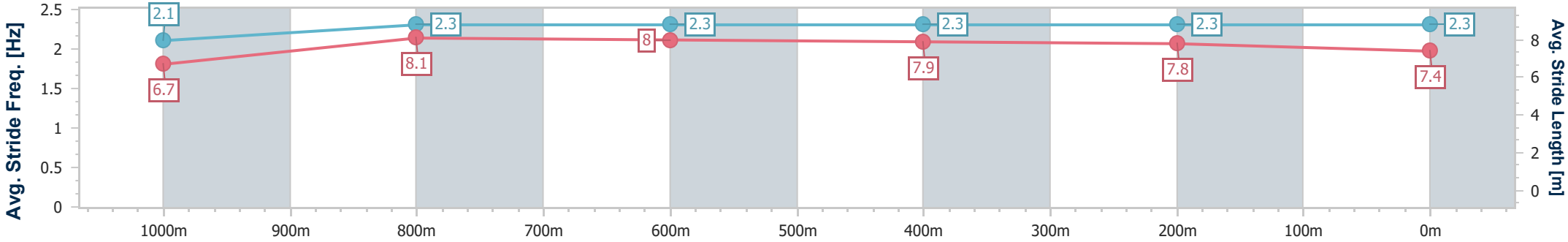

[ ]	Ranking at each section and finish
-:--.--	No data available at this section
NA	No data available

data processed by TRIPLESDATA

Horse/Jockey Name	Mob Buster
Final Rank	3
Fastest Section Time (Section)	0:11.05 (1000m)
Top Speed [km/h] (Section)	66.5 (1000m)
Race State	Finished

TAB

Eagle FarmProfessional

Race 9: LADBROKES MATES MODE POTS Colts, Geldings & Entires BENCHMARK 78 Handicap - 1200m

23 August 2025 - 16:40

Track Rating: Soft 5, Weather: Fine, Rail Position: +7m Entire

BRISBANE RACING CLUB

Section	Overall	1000m	800m	600m	400m	200m
Section Times	1:10.74 [3] (0:13.89)	0:56.85 [10] (0:11.05)	0:45.80 [10] (0:11.13)	0:34.67 [10] (0:11.17)	0:23.50 [7] (0:11.21)	0:12.29 [6] (0:12.29)
Average Speed [km/h]	52.0	65.8	64.8	64.5	64.1	58.7
Top Speed [km/h]	66.0	66.5	66.4	65.4	66.0	61.9
Avg. Dist. to Rail [m]	5.4	1.4	0.3	0.5	3.1	4.8
Avg. Stride Freq. [Hz]	2.1	2.2	2.2	2.2	2.3	2.2
Avg. Stride Length [m]	6.8	8.2	8.0	7.6	7.7	7.5

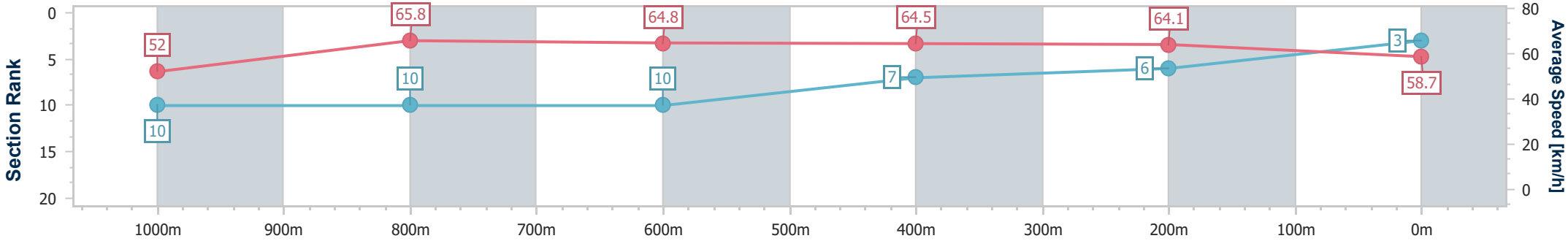

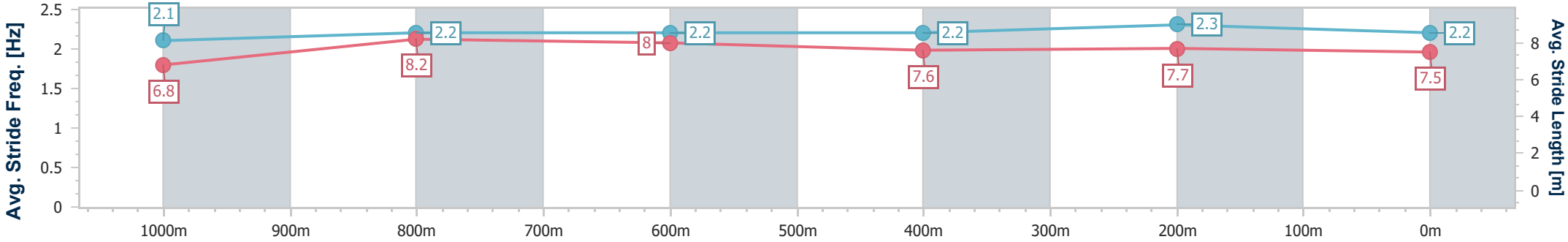

[ ]	Ranking at each section and finish
-:--.--	No data available at this section
NA	No data available

data processed by TRIPLESDATA

Horse/Jockey Name	Shelstein
Final Rank	4
Fastest Section Time (Section)	0:10.67 (1000m)
Top Speed [km/h] (Section)	71.0 (1000m)
Race State	Finished

TAB

Eagle FarmProfessional

Race 9: LADBROKES MATES MODE POTS Colts, Geldings & Entires BENCHMARK 78 Handicap - 1200m

23 August 2025 - 16:40

Track Rating: Soft 5, Weather: Fine, Rail Position: +7m Entire

BRISBANE RACING CLUB

Section	Overall	1000m	800m	600m	400m	200m
Section Times	1:10.78 [4] (0:14.28)	0:56.50 [13] (0:10.67)	0:45.83 [11] (0:11.16)	0:34.67 [11] (0:11.36)	0:23.31 [11] (0:10.95)	0:12.36 [4] (0:12.36)
Average Speed [km/h]	50.7	68.8	65.6	64.7	65.8	58.2
Top Speed [km/h]	65.4	71.0	69.7	65.8	68.3	62.8
Avg. Dist. to Rail [m]	10.3	3.5	3.4	4.3	9.6	8.8
Avg. Stride Freq. [Hz]	2.2	2.3	2.3	2.3	2.4	2.3
Avg. Stride Length [m]	6.5	8.1	8.1	8.0	7.7	7.1

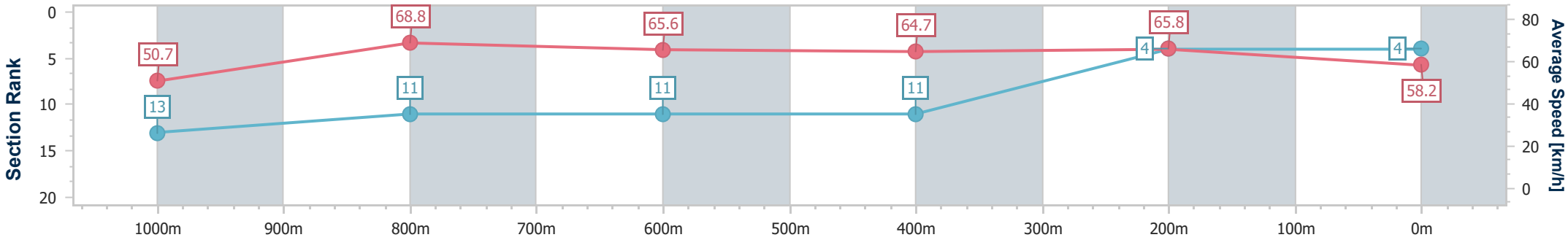

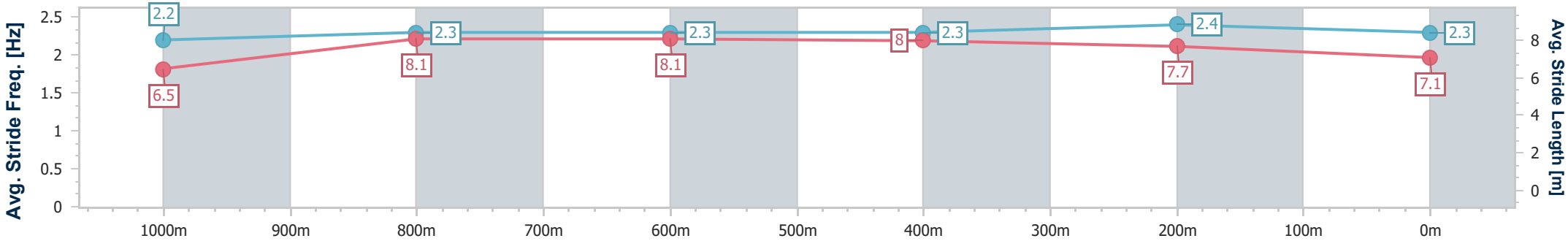

[ ]	Ranking at each section and finish
-:--.--	No data available at this section
NA	No data available

data processed by TRIPLESDATA

Horse/Jockey Name	Star Ambition
Final Rank	5
Fastest Section Time (Section)	0:10.80 (1000m)
Top Speed [km/h] (Section)	68.9 (1000m)
Race State	Finished

TAB

Eagle FarmProfessional

Race 9: LADBROKES MATES MODE POTS Colts, Geldings & Entires BENCHMARK 78 Handicap - 1200m

23 August 2025 - 16:40

Track Rating: Soft 5, Weather: Fine, Rail Position: +7m Entire

BRISBANE RACING CLUB

Section	Overall	1000m	800m	600m	400m	200m
Section Times	1:10.86 [5] (0:13.51)	0:57.35 [6] (0:10.80)	0:46.55 [3] (0:11.30)	0:35.25 [2] (0:11.28)	0:23.97 [2] (0:11.38)	0:12.59 [2] (0:12.59)
Average Speed [km/h]	53.4	67.2	63.4	64.0	63.1	57.2
Top Speed [km/h]	67.9	68.9	65.4	64.9	64.2	61.3
Avg. Dist. to Rail [m]	4.0	1.3	0.6	0.9	4.1	4.7
Avg. Stride Freq. [Hz]	2.3	2.4	2.3	2.4	2.4	2.3
Avg. Stride Length [m]	6.5	7.7	7.5	7.4	7.2	6.9

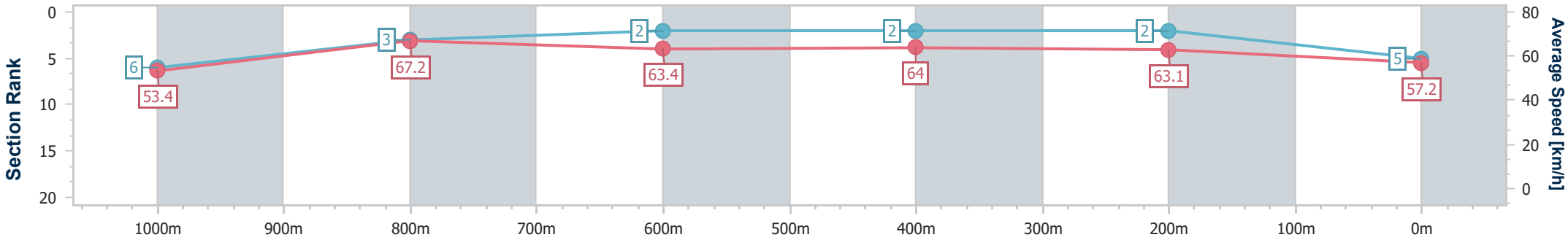

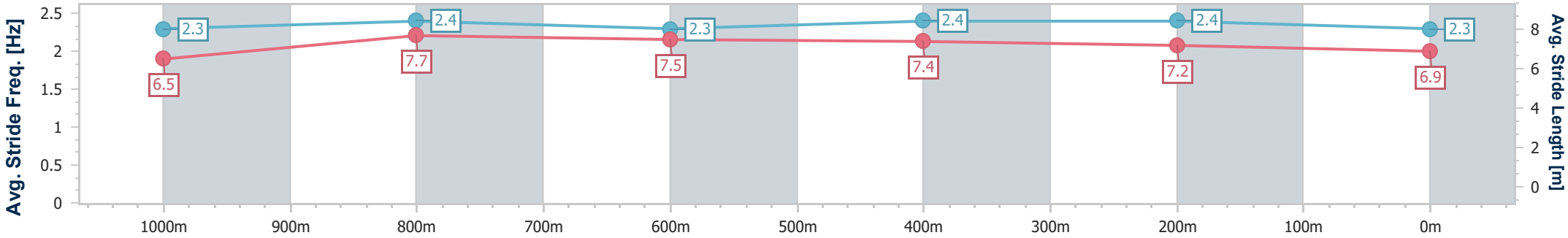

[ ]	Ranking at each section and finish
-:--.--	No data available at this section
NA	No data available

data processed by TRIPLESDATA

Horse/Jockey Name	Deferential
Final Rank	6
Fastest Section Time (Section)	0:10.93 (800m)
Top Speed [km/h] (Section)	69.3 (800m)
Race State	Finished

TAB

Eagle FarmProfessional

Race 9: LADBROKES MATES MODE POTS Colts, Geldings & Entires BENCHMARK 78 Handicap - 1200m

23 August 2025 - 16:40

Track Rating: Soft 5, Weather: Fine, Rail Position: +7m Entire

BRISBANE RACING CLUB

Section	Overall	1000m	800m	600m	400m	200m
Section Times	1:10.93 [6] (0:14.52)	0:56.41 [15] (0:11.01)	0:45.40 [15] (0:10.93)	0:34.47 [14] (0:11.28)	0:23.19 [14] (0:11.03)	0:12.16 [10] (0:12.16)
Average Speed [km/h]	49.7	66.9	67.1	65.2	65.2	59.4
Top Speed [km/h]	65.3	68.9	69.3	66.8	66.8	63.6
Avg. Dist. to Rail [m]	7.1	4.2	3.9	4.4	12.1	10.1
Avg. Stride Freq. [Hz]	2.2	2.4	2.4	2.4	2.5	2.3
Avg. Stride Length [m]	6.4	7.7	7.9	7.6	7.3	7.1

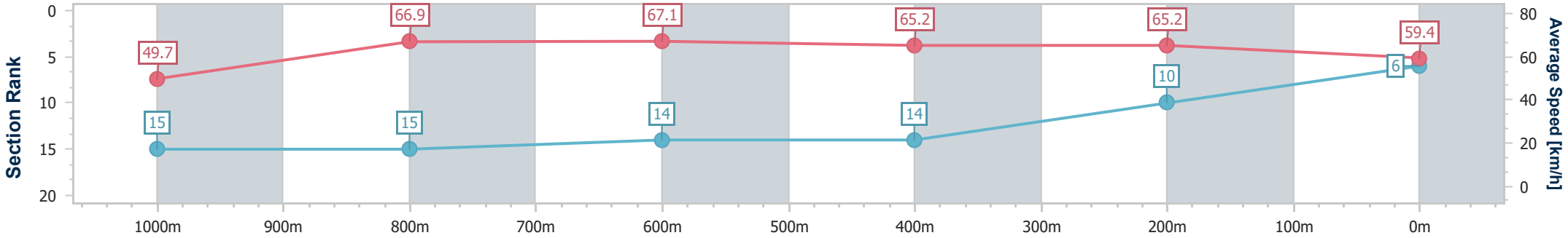

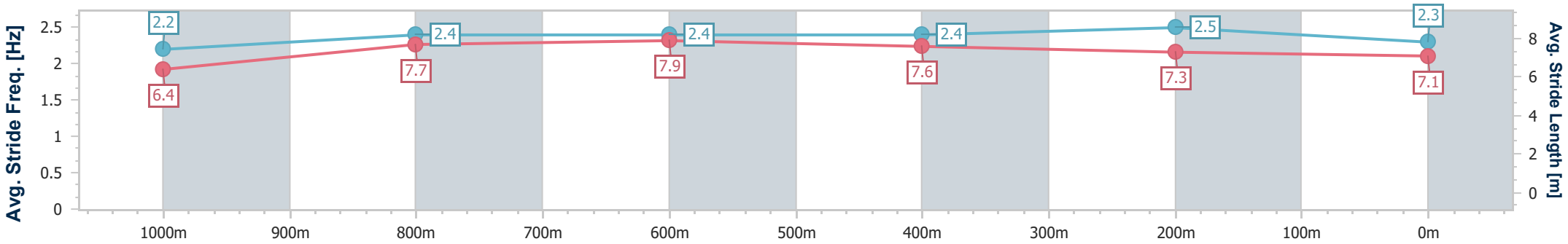

[ ]	Ranking at each section and finish
-:--.--	No data available at this section
NA	No data available

data processed by TRIPLESDATA

Horse/Jockey Name	Flying Destiny
Final Rank	7
Fastest Section Time (Section)	0:11.00 (1000m)
Top Speed [km/h] (Section)	69.3 (Overall)
Race State	Finished

TAB

Eagle FarmProfessional

Race 9: LADBROKES MATES MODE POTS Colts, Geldings & Entires BENCHMARK 78 Handicap - 1200m

23 August 2025 - 16:40

Track Rating: Soft 5, Weather: Fine, Rail Position: +7m Entire

BRISBANE RACING CLUB

Section	Overall	1000m	800m	600m	400m	200m
Section Times	1:10.99 [7] (0:13.31)	0:57.68 [2] (0:11.00)	0:46.68 [4] (0:11.35)	0:35.33 [4] (0:11.41)	0:23.92 [5] (0:11.35)	0:12.57 [5] (0:12.57)
Average Speed [km/h]	54.3	67.0	64.0	63.5	63.5	57.2
Top Speed [km/h]	69.3	69.2	64.8	64.8	65.3	61.8
Avg. Dist. to Rail [m]	9.0	4.7	2.0	1.7	7.2	7.0
Avg. Stride Freq. [Hz]	2.3	2.4	2.3	2.3	2.3	2.3
Avg. Stride Length [m]	6.7	7.9	7.7	7.5	7.5	7.0

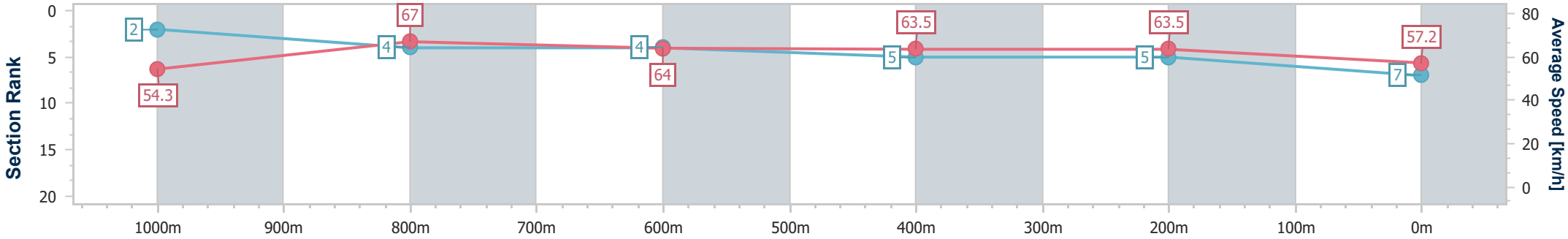

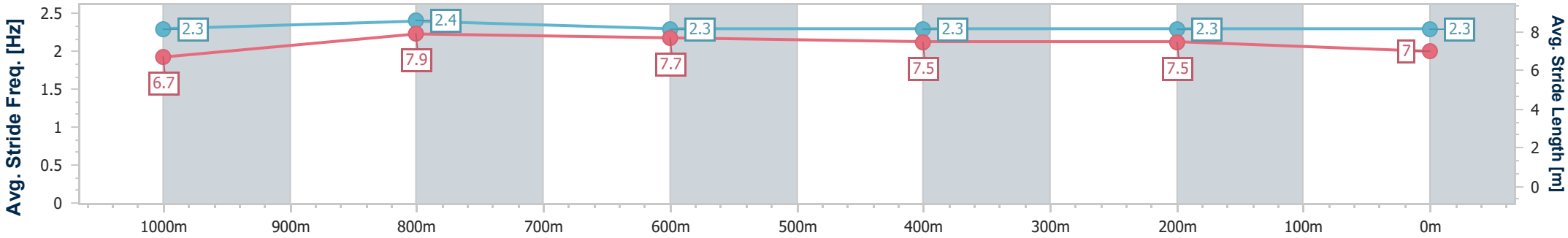

[ ]	Ranking at each section and finish
-:--.--	No data available at this section
NA	No data available

data processed by TRIPLESDATA

Horse/Jockey Name	Hasten Delight
Final Rank	8
Fastest Section Time (Section)	0:10.94 (1000m)
Top Speed [km/h] (Section)	68.8 (1000m)
Race State	Finished

TAB

Eagle FarmProfessional

Race 9: LADBROKES MATES MODE POTS Colts, Geldings & Entires BENCHMARK 78 Handicap - 1200m

23 August 2025 - 16:40

Track Rating: Soft 5, Weather: Fine, Rail Position: +7m Entire

BRISBANE RACING CLUB

Section	Overall	1000m	800m	600m	400m	200m
Section Times	1:11.16 [8] (0:13.27)	0:57.89 [1] (0:10.94)	0:46.95 [2] (0:11.41)	0:35.54 [3] (0:11.34)	0:24.20 [4] (0:11.45)	0:12.75 [3] (0:12.75)
Average Speed [km/h]	54.5	67.1	63.9	64.2	62.9	56.5
Top Speed [km/h]	68.5	68.8	65.5	64.8	64.6	59.8
Avg. Dist. to Rail [m]	8.1	4.5	2.4	2.3	7.6	7.0
Avg. Stride Freq. [Hz]	2.2	2.4	2.3	2.3	2.4	2.2
Avg. Stride Length [m]	6.7	7.9	7.8	7.7	7.4	7.0

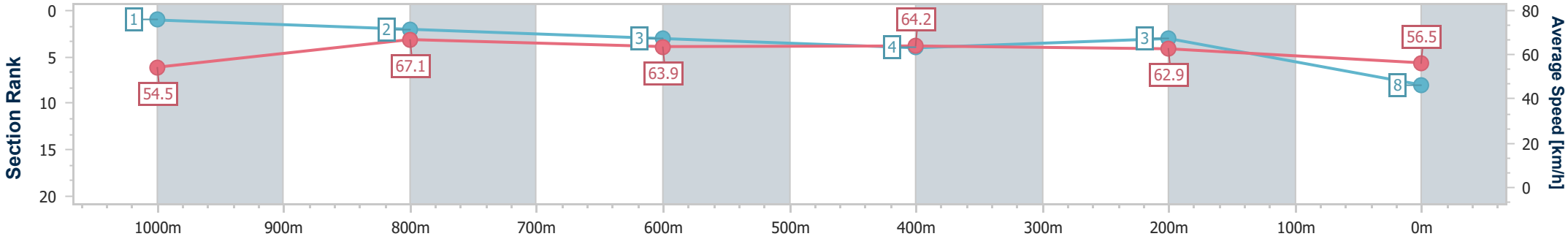

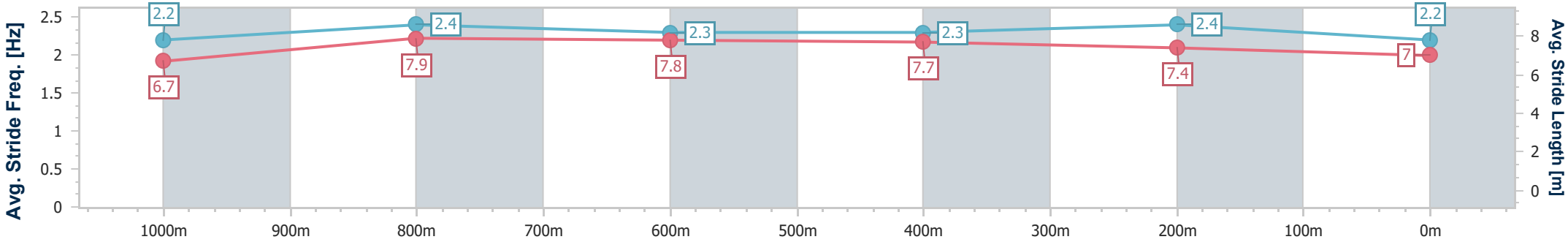

[ ]	Ranking at each section and finish
-:--.--	No data available at this section
NA	No data available

data processed by TRIPLESDATA

Horse/Jockey Name	Bonded Affair
Final Rank	9
Fastest Section Time (Section)	0:10.91 (1000m)
Top Speed [km/h] (Section)	68.7 (1000m)
Race State	Finished

TAB

Eagle FarmProfessional

Race 9: LADBROKES MATES MODE POTS Colts, Geldings & Entires BENCHMARK 78 Handicap - 1200m

23 August 2025 - 16:40

Track Rating: Soft 5, Weather: Fine, Rail Position: +7m Entire

BRISBANE RACING CLUB

Section	Overall	1000m	800m	600m	400m	200m
Section Times	1:11.16 [9] (0:14.19)	0:56.97 [11] (0:10.91)	0:46.06 [12] (0:11.18)	0:34.88 [12] (0:11.33)	0:23.55 [13] (0:11.21)	0:12.34 [11] (0:12.34)
Average Speed [km/h]	51.0	67.3	64.8	64.5	64.2	58.3
Top Speed [km/h]	64.5	68.7	68.0	65.1	65.4	62.0
Avg. Dist. to Rail [m]	9.8	3.7	1.6	2.5	7.4	5.9
Avg. Stride Freq. [Hz]	2.2	2.5	2.3	2.3	2.4	2.3
Avg. Stride Length [m]	6.4	7.6	7.5	7.2	7.4	7.1

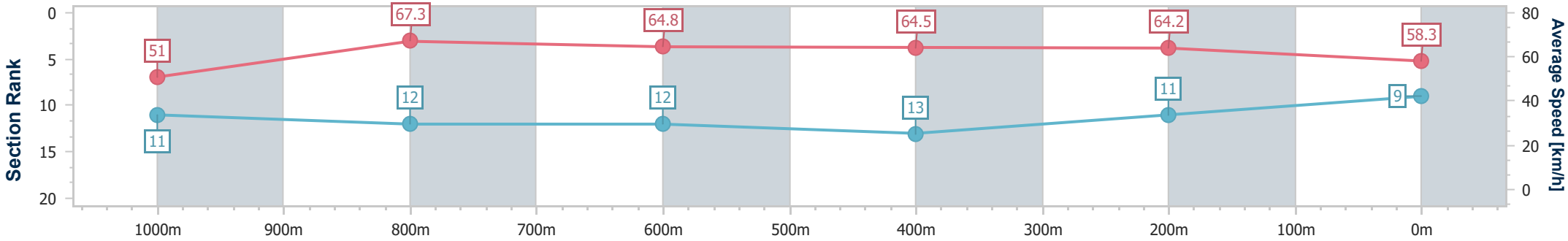

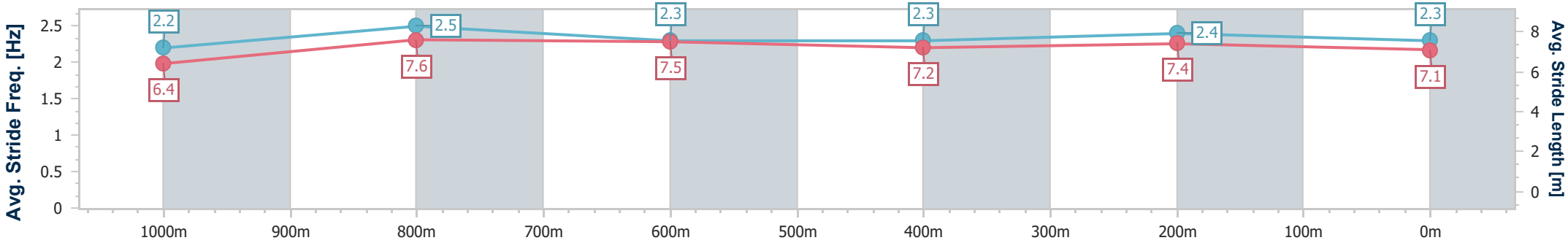

[ ]	Ranking at each section and finish
-:--.--	No data available at this section
NA	No data available

data processed by TRIPLESDATA

Horse/Jockey Name	Don Pedro
Final Rank	10
Fastest Section Time (Section)	0:11.00 (1000m)
Top Speed [km/h] (Section)	66.8 (1000m)
Race State	Finished

TAB

Eagle FarmProfessional

Race 9: LADBROKES MATES MODE POTS Colts, Geldings & Entires BENCHMARK 78 Handicap - 1200m

23 August 2025 - 16:40

Track Rating: Soft 5, Weather: Fine, Rail Position: +7m Entire

BRISBANE RACING CLUB

Section	Overall	1000m	800m	600m	400m	200m
Section Times	1:11.19 [10] (0:14.26)	0:56.93 [12] (0:11.00)	0:45.93 [13] (0:11.13)	0:34.80 [13] (0:11.18)	0:23.62 [12] (0:11.30)	0:12.32 [13] (0:12.32)
Average Speed [km/h]	50.7	65.7	65.1	64.4	63.7	58.3
Top Speed [km/h]	65.0	66.8	66.7	65.4	65.1	62.0
Avg. Dist. to Rail [m]	2.5	1.6	0.8	0.5	2.7	1.8
Avg. Stride Freq. [Hz]	2.1	2.3	2.3	2.3	2.3	2.2
Avg. Stride Length [m]	6.3	7.4	7.5	7.2	7.5	7.3

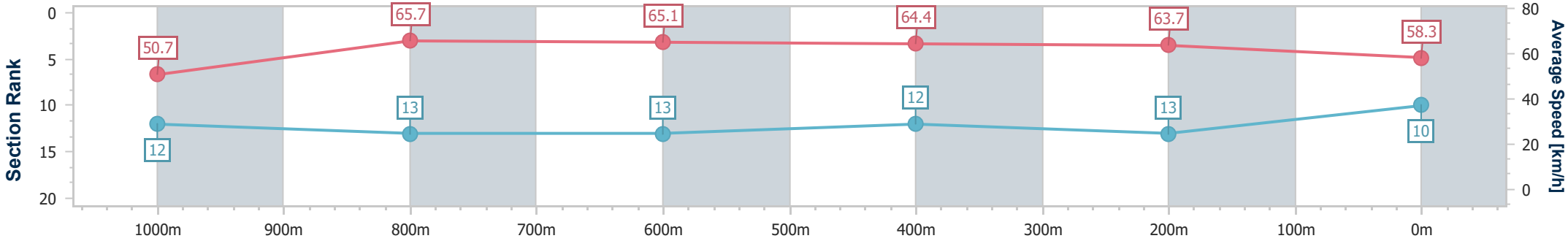

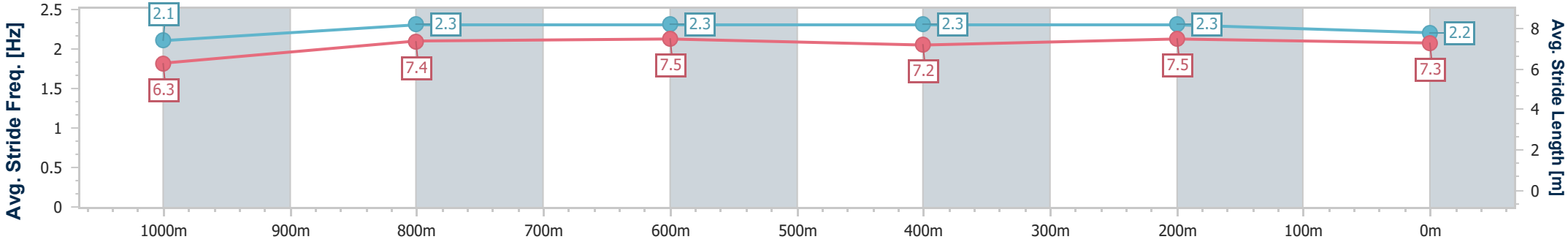

[ ]	Ranking at each section and finish
-:--.--	No data available at this section
NA	No data available

data processed by TRIPLESDATA

Horse/Jockey Name	Zelgaria
Final Rank	11
Fastest Section Time (Section)	0:11.06 (1000m)
Top Speed [km/h] (Section)	68.3 (Overall)
Race State	Finished

TAB

Eagle FarmProfessional

Race 9: LADBROKES MATES MODE POTS Colts, Geldings & Entires BENCHMARK 78 Handicap - 1200m

23 August 2025 - 16:40

Track Rating: Soft 5, Weather: Fine, Rail Position: +7m Entire

BRISBANE RACING CLUB

Section	Overall	1000m	800m	600m	400m	200m
Section Times	1:11.24 [11] (0:13.40)	0:57.84 [4] (0:11.06)	0:46.78 [7] (0:11.33)	0:35.45 [5] (0:11.37)	0:24.08 [6] (0:11.53)	0:12.55 [8] (0:12.55)
Average Speed [km/h]	53.8	65.7	63.7	63.8	62.5	57.5
Top Speed [km/h]	68.3	67.7	64.2	64.4	63.8	60.3
Avg. Dist. to Rail [m]	2.7	1.9	1.0	1.3	5.1	4.0
Avg. Stride Freq. [Hz]	2.3	2.4	2.4	2.4	2.4	2.3
Avg. Stride Length [m]	6.3	7.3	7.1	7.1	7.2	7.1

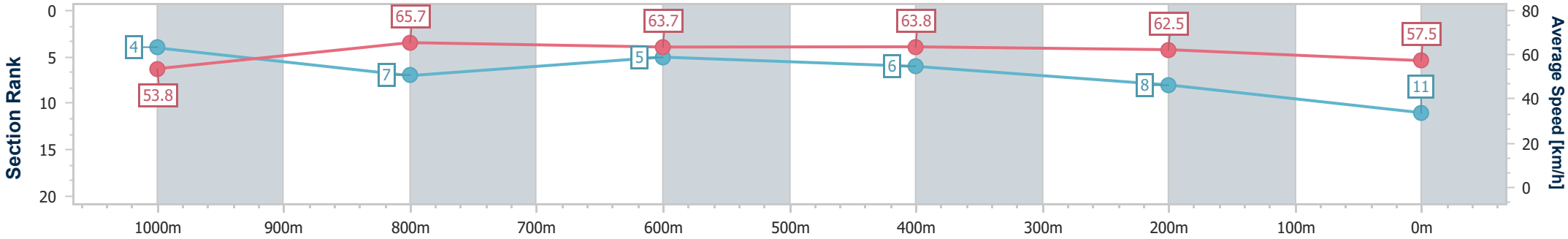

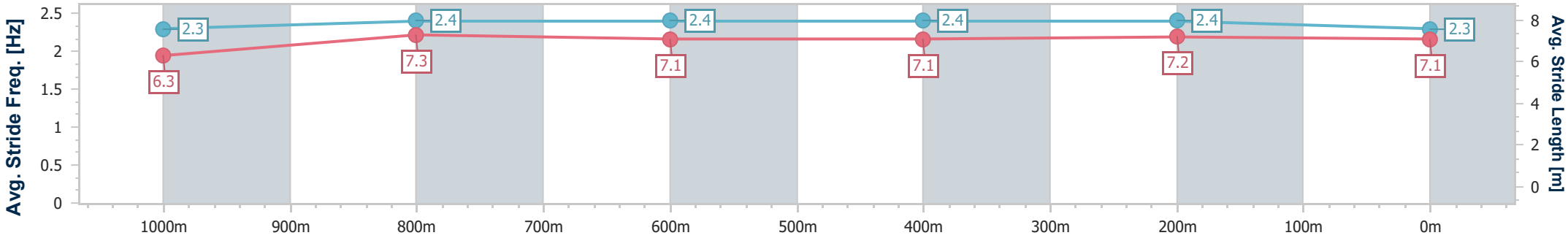

[ ]	Ranking at each section and finish
-:--.--	No data available at this section
NA	No data available

data processed by TRIPLESDATA

Horse/Jockey Name	Beautantes
Final Rank	12
Fastest Section Time (Section)	0:10.92 (1000m)
Top Speed [km/h] (Section)	68.6 (1000m)
Race State	Finished

TAB

Eagle FarmProfessional

Race 9: LADBROKES MATES MODE POTS Colts, Geldings & Entires BENCHMARK 78 Handicap - 1200m

23 August 2025 - 16:40

Track Rating: Soft 5, Weather: Fine, Rail Position: +7m Entire

BRISBANE RACING CLUB

Section	Overall	1000m	800m	600m	400m	200m
Section Times	1:11.29 [12] (0:13.61)	0:57.68 [9] (0:10.92)	0:46.76 [8] (0:11.32)	0:35.44 [7] (0:11.43)	0:24.01 [8] (0:11.42)	0:12.59 [9] (0:12.59)
Average Speed [km/h]	53.2	67.5	64.5	64.0	63.0	57.2
Top Speed [km/h]	67.7	68.6	66.2	65.2	64.8	61.3
Avg. Dist. to Rail [m]	5.5	4.8	3.0	3.6	9.3	9.5
Avg. Stride Freq. [Hz]	2.3	2.4	2.3	2.3	2.4	2.3
Avg. Stride Length [m]	6.5	7.8	7.8	7.6	7.4	7.0

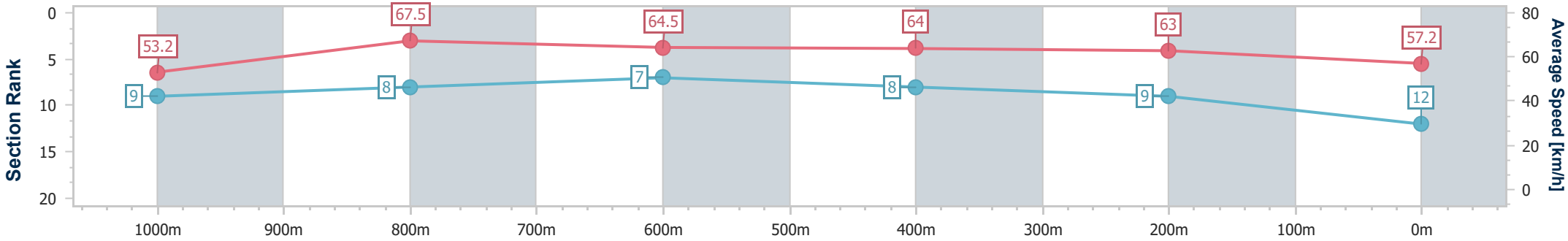

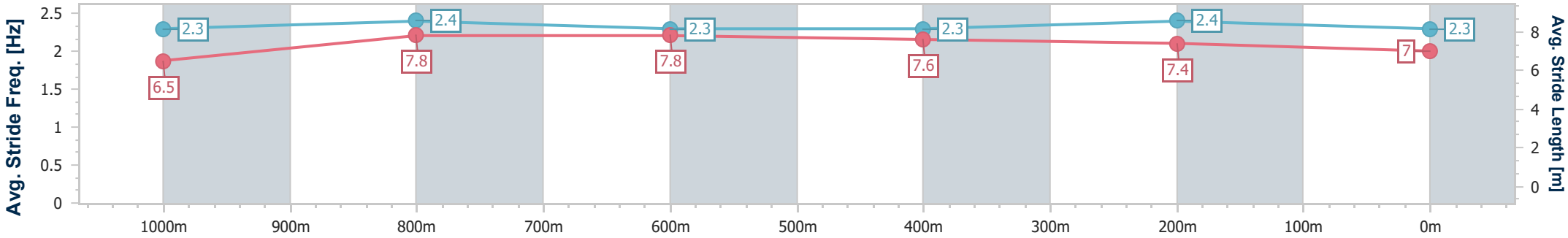

[ ]	Ranking at each section and finish
-:--.--	No data available at this section
NA	No data available

data processed by TRIPLESDATA

Horse/Jockey Name	Keep Safe
Final Rank	13
Fastest Section Time (Section)	0:11.12 (1000m)
Top Speed [km/h] (Section)	67.7 (Overall)
Race State	Finished

TAB

Eagle FarmProfessional

Race 9: LADBROKES MATES MODE POTS Colts, Geldings & Entires BENCHMARK 78 Handicap - 1200m

23 August 2025 - 16:40

Track Rating: Soft 5, Weather: Fine, Rail Position: +7m Entire

BRISBANE RACING CLUB

Section	Overall	1000m	800m	600m	400m	200m
Section Times	1:11.46 [13] (0:13.53)	0:57.93 [7] (0:11.12)	0:46.81 [9] (0:11.39)	0:35.42 [9] (0:11.41)	0:24.01 [10] (0:11.48)	0:12.53 [15] (0:12.53)
Average Speed [km/h]	53.3	65.3	63.7	63.6	62.9	57.3
Top Speed [km/h]	67.7	66.7	64.5	64.4	64.2	61.7
Avg. Dist. to Rail [m]	1.7	2.3	1.3	1.7	5.5	2.8
Avg. Stride Freq. [Hz]	2.2	2.2	2.2	2.2	2.2	2.1
Avg. Stride Length [m]	6.8	8.1	8.2	8.1	7.9	7.5

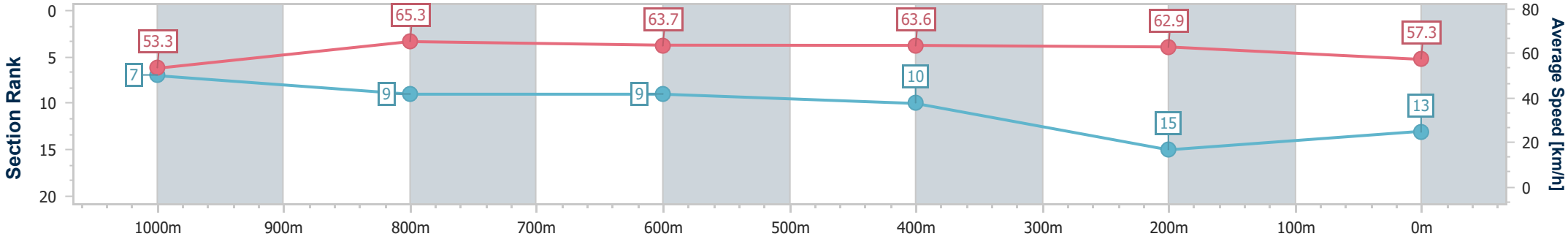

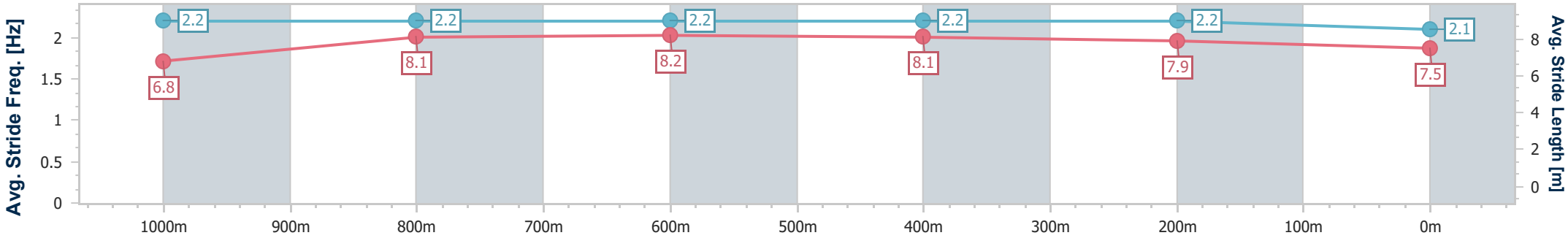

[ ]	Ranking at each section and finish
-:--.--	No data available at this section
NA	No data available

data processed by TRIPLESDATA

Horse/Jockey Name	Mintaka Lad
Final Rank	14
Fastest Section Time (Section)	0:10.90 (1000m)
Top Speed [km/h] (Section)	68.2 (1000m)
Race State	Finished

TAB

Eagle FarmProfessional

Race 9: LADBROKES MATES MODE POTS Colts, Geldings & Entires BENCHMARK 78 Handicap - 1200m

23 August 2025 - 16:40

Track Rating: Soft 5, Weather: Fine, Rail Position: +7m Entire

BRISBANE RACING CLUB

Section	Overall	1000m	800m	600m	400m	200m
Section Times	1:11.72 [14] (0:13.55)	0:58.17 [8] (0:10.90)	0:47.27 [6] (0:11.44)	0:35.83 [8] (0:11.42)	0:24.41 [9] (0:11.53)	0:12.88 [12] (0:12.88)
Average Speed [km/h]	53.3	67.6	63.6	63.8	62.3	56.0
Top Speed [km/h]	66.6	68.2	66.6	64.5	64.1	60.4
Avg. Dist. to Rail [m]	6.7	4.2	2.4	2.5	8.9	7.8
Avg. Stride Freq. [Hz]	2.3	2.4	2.3	2.3	2.4	2.2
Avg. Stride Length [m]	6.4	7.4	7.6	7.4	7.3	6.9

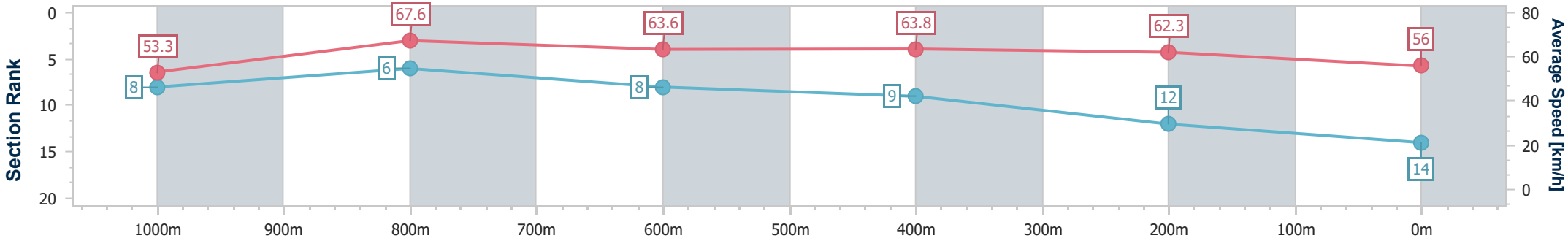

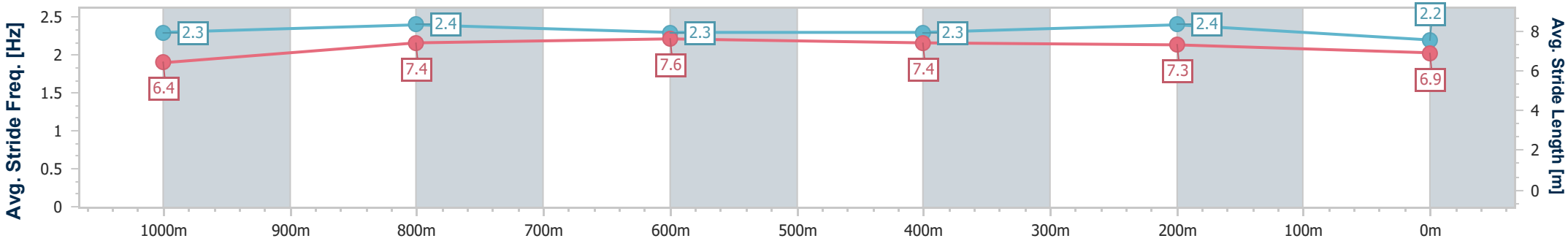

[ ]	Ranking at each section and finish
-:--.--	No data available at this section
NA	No data available

data processed by TRIPLESDATA

Horse/Jockey Name	Russian Sub
Final Rank	15
Fastest Section Time (Section)	0:10.75 (1000m)
Top Speed [km/h] (Section)	69.8 (1000m)
Race State	Finished

TAB

Eagle FarmProfessional

Race 9: LADBROKES MATES MODE POTS Colts, Geldings & Entires BENCHMARK 78 Handicap - 1200m

23 August 2025 - 16:40

Track Rating: Soft 5, Weather: Fine, Rail Position: +7m Entire

BRISBANE RACING CLUB

Section	Overall	1000m	800m	600m	400m	200m
Section Times	1:11.98 [15] (0:13.32)	0:58.66 [3] (0:10.75)	0:47.91 [1] (0:11.38)	0:36.53 [1] (0:11.37)	0:25.16 [1] (0:11.80)	0:13.36 [7] (0:13.36)
Average Speed [km/h]	54.2	67.8	63.6	63.2	61.0	53.9
Top Speed [km/h]	67.8	69.8	65.0	63.8	63.5	58.1
Avg. Dist. to Rail [m]	4.6	2.3	0.9	0.6	5.3	4.9
Avg. Stride Freq. [Hz]	2.3	2.5	2.4	2.4	2.5	2.3
Avg. Stride Length [m]	6.4	7.5	7.4	7.1	6.9	6.6

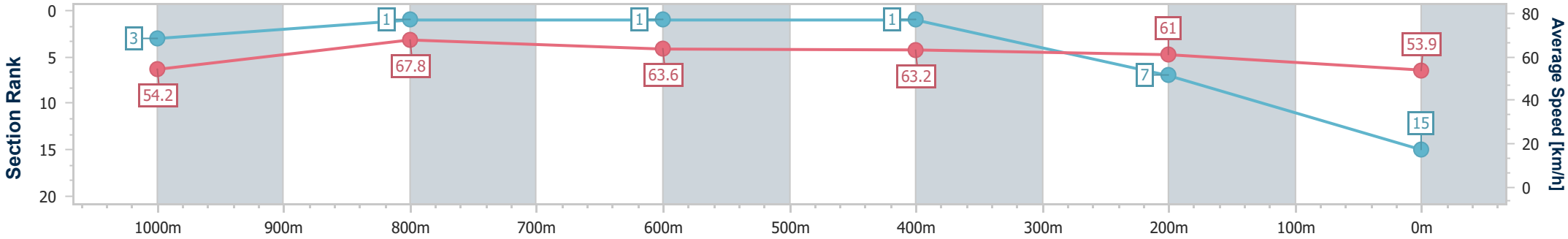

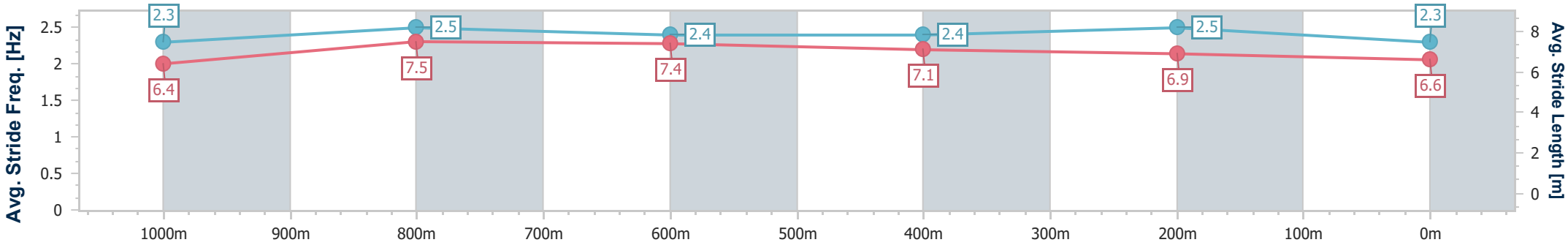

[ ]	Ranking at each section and finish
-:--.--	No data available at this section
NA	No data available

data processed by TRIPLESDATA