



# DoombenProfessional

## Race 1: GALLOPERS SPORTS CLUB QTIS Three-Year-Old Fillies Maiden Plate - 1200m

27 August 2025 - 12:35



BRISBANE  
RACING CLUB

Track Rating: Good 4, Weather: Fine, Rail Position: +7.5m Entire

Section												Last 600m		
Field Times		Overall	1000m	800m	600m	400m	200m						0:35.39	
		1:10.42 (0:13.10)	0:57.32 (0:10.44)	0:46.88 (0:11.49)	0:35.39 (0:11.76)	0:23.63 (0:11.47)	0:12.16 (0:12.16)							
Rank	TAB	Horse/Jockey	Barrier	Top Speed [km/h]	Fastest Section							Margin	Distance Travelled [m]	
1	1	<b>BOOMSHANKA</b> Ben Thompson	8	71.0	0:10.50	1:10.42 [1] (0:13.12)	0:57.30 [2] (0:10.50)	0:46.80 [2] (0:11.41)	0:35.39 [1] (0:11.76)	0:23.63 [1] (0:11.47)	0:12.16 [1] (0:12.16)	1:10.42	0:35.39	
2	11	<b>SHADWELL LANE</b> Cejay Graham	4	68.1	0:10.81	1:10.58 [2] (0:13.24)	0:57.34 [3] (0:10.81)	0:46.53 [4] (0:11.23)	0:35.30 [3] (0:11.79)	0:23.51 [3] (0:11.43)	0:12.08 [2] (0:12.08)	0.9L	0:35.30	+2
3	10	<b>READY FOR ZION</b> Justin Huxtable	7	69.1	0:10.76	1:10.59 [3] (0:13.84)	0:56.75 [10] (0:10.76)	0:45.99 [8] (0:11.29)	0:34.70 [8] (0:11.72)	0:22.98 [8] (0:11.07)	0:11.91 [5] (0:11.91)	0.99L	0:34.70	+2
4	5	<b>LILSISTERDON'TCHA</b> Taylor Marshall	1	69.5	0:10.58	1:10.72 [4] (0:13.45)	0:57.27 [4] (0:10.58)	0:46.69 [3] (0:11.27)	0:35.42 [4] (0:11.81)	0:23.61 [4] (0:11.40)	0:12.21 [3] (0:12.21)	1.75L	0:35.42	-5
5	7	<b>NORTY FORTY</b> Emily Lang	2	67.1	0:10.95	1:10.87 [5] (0:13.48)	0:57.39 [6] (0:10.95)	0:46.44 [7] (0:11.42)	0:35.02 [7] (0:11.59)	0:23.43 [7] (0:11.35)	0:12.08 [7] (0:12.08)	2.61L	0:35.02	+4
6	9	<b>PEARLS IN JUNE</b> Luke Dempsey	5	68.1	0:11.08	1:10.91 [6] (0:13.72)	0:57.19 [8] (0:11.08)	0:46.11 [9] (0:11.44)	0:34.67 [10] (0:11.60)	0:23.07 [10] (0:11.09)	0:11.98 [9] (0:11.98)	2.88L	0:34.67	+7
7	8	<b>ODE TO BEAUTY</b> Jake Bayliss	3	69.5	0:10.64	1:11.06 [7] (0:13.64)	0:57.42 [7] (0:10.64)	0:46.78 [6] (0:11.20)	0:35.58 [5] (0:11.85)	0:23.73 [6] (0:11.39)	0:12.34 [6] (0:12.34)	3.72L	0:35.58	-4
8	3	<b>I'LLTELLYOU TONIGHT</b> Georgina Cartwright	10	67.1	0:11.05	1:11.09 [8] (0:13.84)	0:57.25 [9] (0:11.07)	0:46.18 [10] (0:11.05)	0:35.13 [9] (0:11.81)	0:23.32 [9] (0:11.22)	0:12.10 [10] (0:12.10)	3.94L	0:35.13	+2
9	2	<b>CRYPTO MISS</b> Angela Jones	9	70.6	0:10.44	1:11.38 [9] (0:13.10)	0:58.28 [1] (0:10.44)	0:47.84 [1] (0:11.61)	0:36.23 [2] (0:11.76)	0:24.47 [2] (0:11.61)	0:12.86 [4] (0:12.86)	5.59L	0:36.23	+1
10	6	<b>MADAME CODY</b> Ryan Maloney	6	68.7	0:10.77	1:11.73 [10] (0:13.45)	0:58.28 [5] (0:10.77)	0:47.51 [5] (0:11.45)	0:36.06 [6] (0:11.60)	0:24.46 [5] (0:11.61)	0:12.85 [8] (0:12.85)	7.67L	0:36.06	+4

Scratched: Lady Barbarossa (#4)

[ ] Ranking at each section and finish  
 -:-:- No data available at this section  
 NA No data available

SCN Saddle cloth number  
 DNF Did not finish  
 DNT Did not track



Horse/Jockey Name	Boomshanka
Final Rank	1
Fastest Section Time (Section)	0:10.50 (1000m)
Top Speed [km/h] (Section)	71.0 (1000m)
Race State	Finished



**DoombenProfessional**  
**Race 1: GALLOPERS SPORTS CLUB QTIS Three-Year-Old**  
**Fillies Maiden Plate - 1200m**

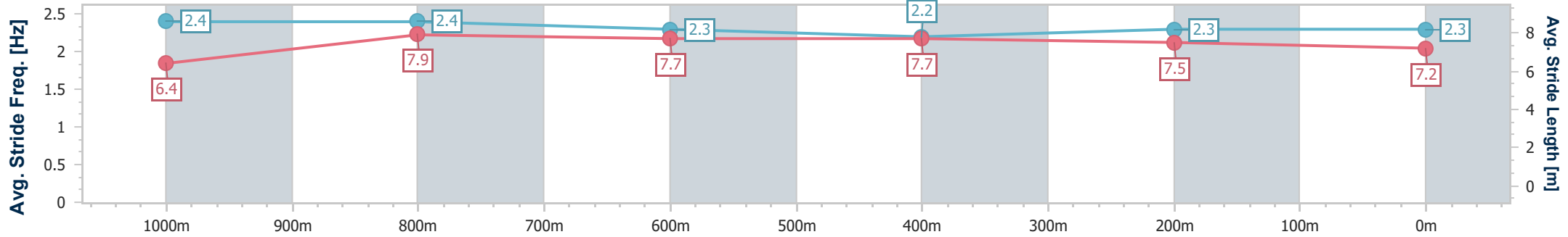
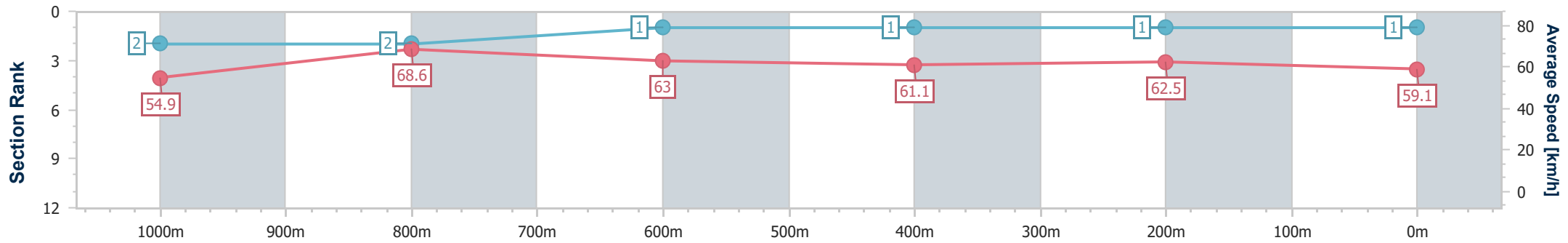
27 August 2025 - 12:35

Track Rating: Good 4, Weather: Fine, Rail Position: +7.5m Entire



BRISBANE  
RACING CLUB

Section	Overall	1000m	800m	600m	400m	200m
Section Times	1:10.42 [1] (0:13.12)	0:57.30 [2] (0:10.50)	0:46.80 [2] (0:11.41)	0:35.39 [1] (0:11.76)	0:23.63 [1] (0:11.47)	0:12.16 [1] (0:12.16)
Average Speed [km/h]	54.9	68.6	63.0	61.1	62.5	59.1
Top Speed [km/h]	69.9	71.0	66.8	61.8	64.4	62.1
Avg. Dist. to Rail [m]	5.9	1.3	0.3	0.9	1.5	2.2
Avg. Stride Freq. [Hz]	2.4	2.4	2.3	2.2	2.3	2.3
Avg. Stride Length [m]	6.4	7.9	7.7	7.7	7.5	7.2



- [ ] Ranking at each section and finish
- .-.- No data available at this section
- NA No data available



Horse/Jockey Name	Shadwell Lane
Final Rank	2
Fastest Section Time (Section)	0:10.81 (1000m)
Top Speed [km/h] (Section)	68.1 (1000m)
Race State	Finished



**DoombenProfessional**  
**Race 1: GALLOPERS SPORTS CLUB QTIS Three-Year-Old**  
**Fillies Maiden Plate - 1200m**

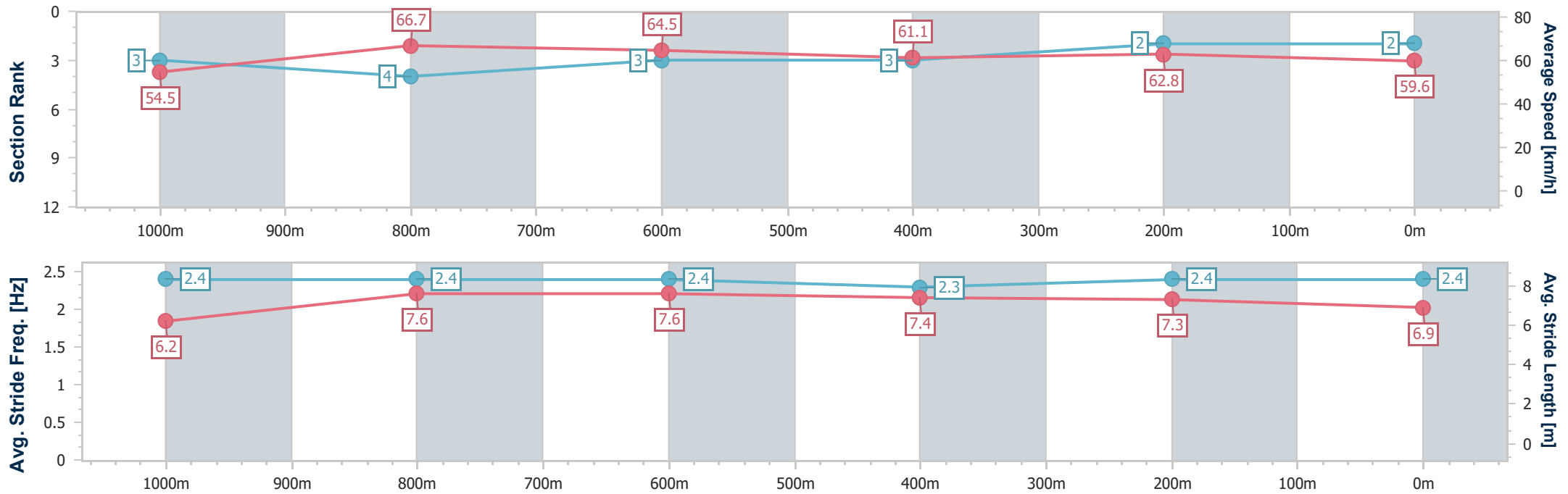
27 August 2025 - 12:35

Track Rating: Good 4, Weather: Fine, Rail Position: +7.5m Entire



BRISBANE  
RACING CLUB

Section	Overall	1000m	800m	600m	400m	200m
Section Times	1:10.58 [2] (0:13.24)	0:57.34 [3] (0:10.81)	0:46.53 [4] (0:11.23)	0:35.30 [3] (0:11.79)	0:23.51 [3] (0:11.43)	0:12.08 [2] (0:12.08)
Average Speed [km/h]	54.5	66.7	64.5	61.1	62.8	59.6
Top Speed [km/h]	67.1	68.1	65.8	62.9	64.4	63.3
Avg. Dist. to Rail [m]	3.7	1.5	0.9	0.4	1.0	0.7
Avg. Stride Freq. [Hz]	2.4	2.4	2.4	2.3	2.4	2.4
Avg. Stride Length [m]	6.2	7.6	7.6	7.4	7.3	6.9



- [ ] Ranking at each section and finish
- .-.- No data available at this section
- NA No data available



Horse/Jockey Name	Ready For Zion
Final Rank	3
Fastest Section Time (Section)	0:10.76 (1000m)
Top Speed [km/h] (Section)	69.1 (1000m)
Race State	Finished



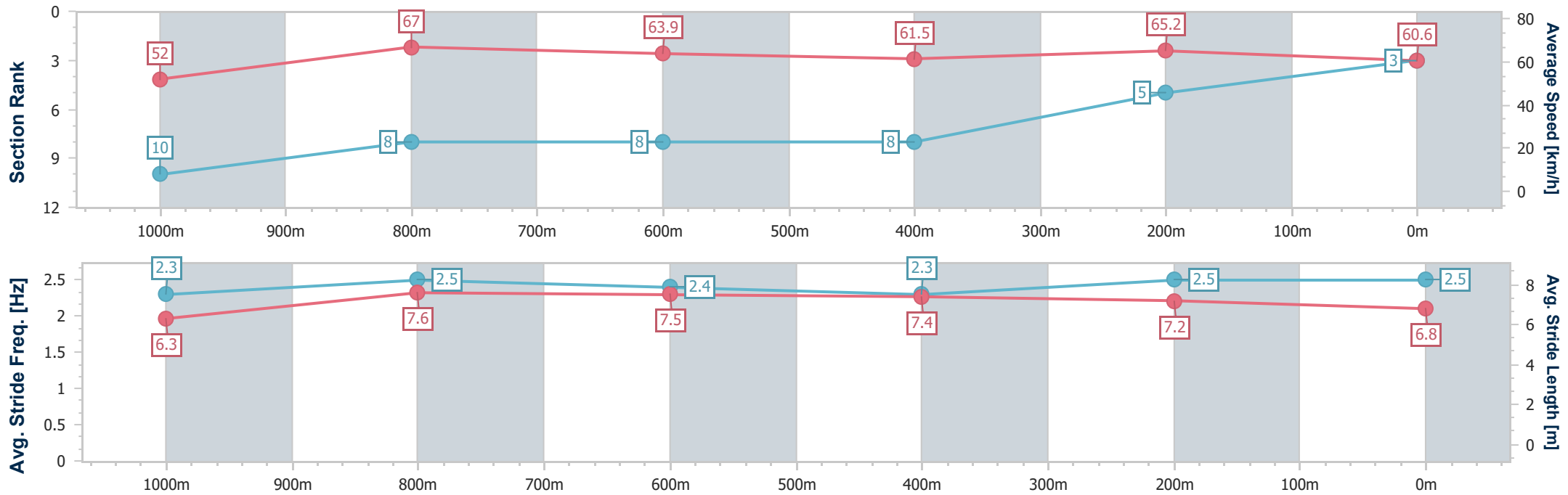
**DoombenProfessional**  
**Race 1: GALLOPERS SPORTS CLUB QTIS Three-Year-Old**  
**Fillies Maiden Plate - 1200m**  
**27 August 2025 - 12:35**



**BRISBANE**  
**RACING CLUB**

Track Rating: Good 4, Weather: Fine, Rail Position: +7.5m Entire

Section	Overall	1000m	800m	600m	400m	200m
Section Times	1:10.59 [3] (0:13.84)	0:56.75 [10] (0:10.76)	0:45.99 [8] (0:11.29)	0:34.70 [8] (0:11.72)	0:22.98 [8] (0:11.07)	0:11.91 [5] (0:11.91)
Average Speed [km/h]	52.0	67.0	63.9	61.5	65.2	60.6
Top Speed [km/h]	68.8	69.1	66.1	63.0	66.8	64.7
Avg. Dist. to Rail [m]	4.8	0.2	0.7	0.4	2.5	1.3
Avg. Stride Freq. [Hz]	2.3	2.5	2.4	2.3	2.5	2.5
Avg. Stride Length [m]	6.3	7.6	7.5	7.4	7.2	6.8



- [ ] Ranking at each section and finish
- .-.- No data available at this section
- NA No data available



Horse/Jockey Name	Lilsisterdon'tcha
Final Rank	4
Fastest Section Time (Section)	0:10.58 (1000m)
Top Speed [km/h] (Section)	69.5 (Overall)
Race State	Finished



**DoombenProfessional**  
**Race 1: GALLOPERS SPORTS CLUB QTIS Three-Year-Old**  
**Fillies Maiden Plate - 1200m**

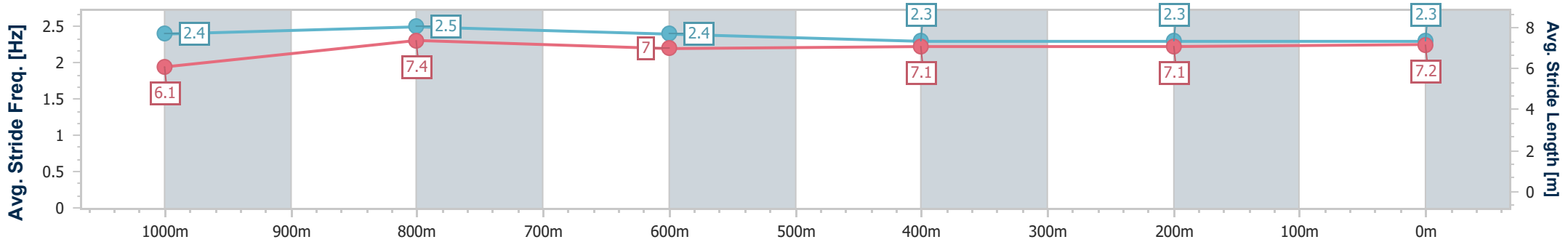
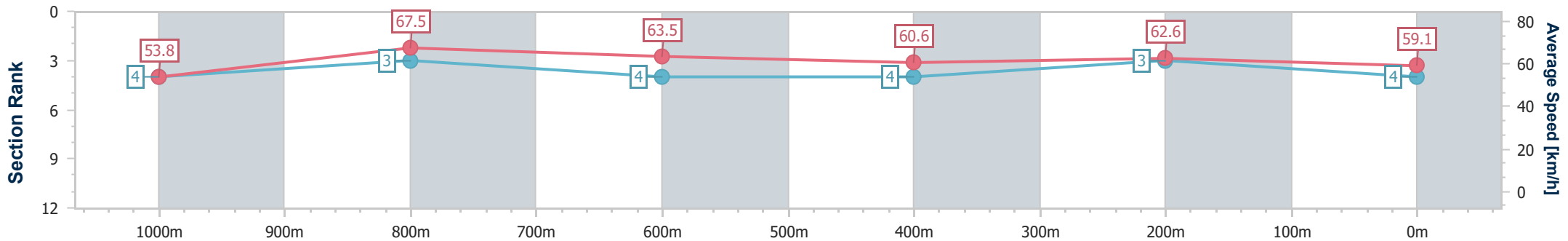
27 August 2025 - 12:35

Track Rating: Good 4, Weather: Fine, Rail Position: +7.5m Entire



BRISBANE  
RACING CLUB

Section	Overall	1000m	800m	600m	400m	200m
Section Times	1:10.72 [4] (0:13.45)	0:57.27 [4] (0:10.58)	0:46.69 [3] (0:11.27)	0:35.42 [4] (0:11.81)	0:23.61 [4] (0:11.40)	0:12.21 [3] (0:12.21)
Average Speed [km/h]	53.8	67.5	63.5	60.6	62.6	59.1
Top Speed [km/h]	69.5	69.5	66.5	61.6	63.7	62.5
Avg. Dist. to Rail [m]	0.6	0.5	1.5	1.9	2.3	1.3
Avg. Stride Freq. [Hz]	2.4	2.5	2.4	2.3	2.3	2.3
Avg. Stride Length [m]	6.1	7.4	7.0	7.1	7.1	7.2



- [ ] Ranking at each section and finish
- .-.- No data available at this section
- NA No data available



Horse/Jockey Name	Norty Forty
Final Rank	5
Fastest Section Time (Section)	0:10.95 (1000m)
Top Speed [km/h] (Section)	67.1 (1000m)
Race State	Finished



**DoombenProfessional**  
**Race 1: GALLOPERS SPORTS CLUB QTIS Three-Year-Old**  
**Fillies Maiden Plate - 1200m**

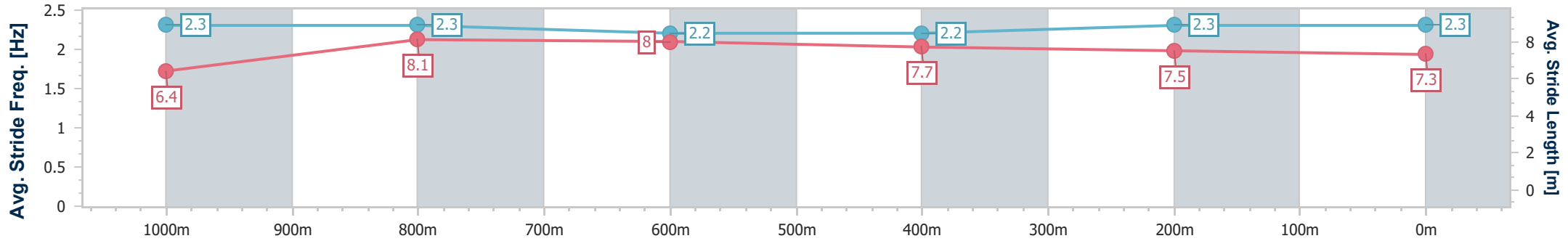
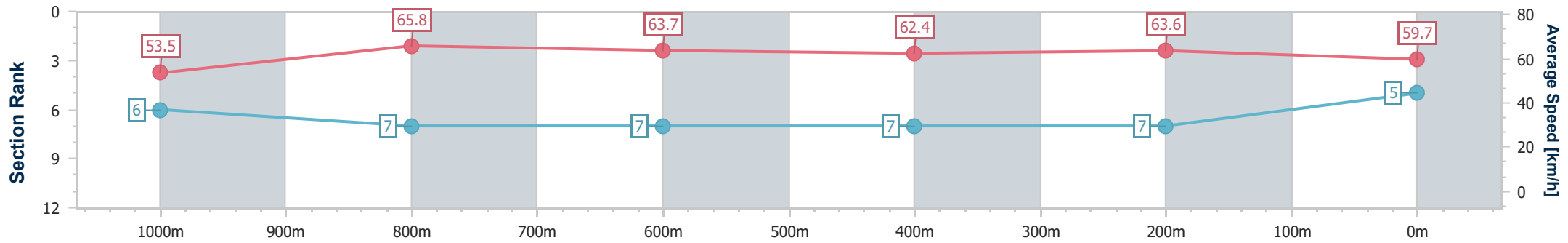
27 August 2025 - 12:35

Track Rating: Good 4, Weather: Fine, Rail Position: +7.5m Entire



BRISBANE  
RACING CLUB

Section	Overall	1000m	800m	600m	400m	200m
Section Times	1:10.87 [5] (0:13.48)	0:57.39 [6] (0:10.95)	0:46.44 [7] (0:11.42)	0:35.02 [7] (0:11.59)	0:23.43 [7] (0:11.35)	0:12.08 [7] (0:12.08)
Average Speed [km/h]	53.5	65.8	63.7	62.4	63.6	59.7
Top Speed [km/h]	66.8	67.1	64.8	64.4	65.3	62.8
Avg. Dist. to Rail [m]	2.5	1.5	1.6	0.9	3.3	4.5
Avg. Stride Freq. [Hz]	2.3	2.3	2.2	2.2	2.3	2.3
Avg. Stride Length [m]	6.4	8.1	8.0	7.7	7.5	7.3



- [ ] Ranking at each section and finish
- .-.- No data available at this section
- NA No data available



Horse/Jockey Name	Pearls In June
Final Rank	6
Fastest Section Time (Section)	0:11.08 (1000m)
Top Speed [km/h] (Section)	68.1 (1000m)
Race State	Finished



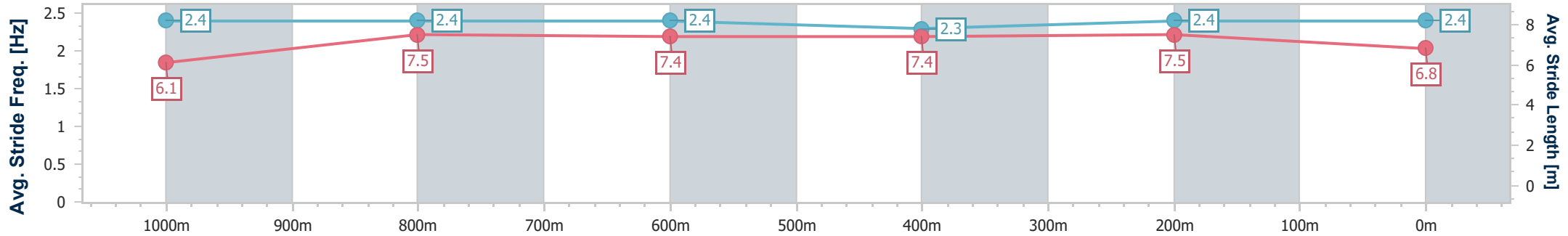
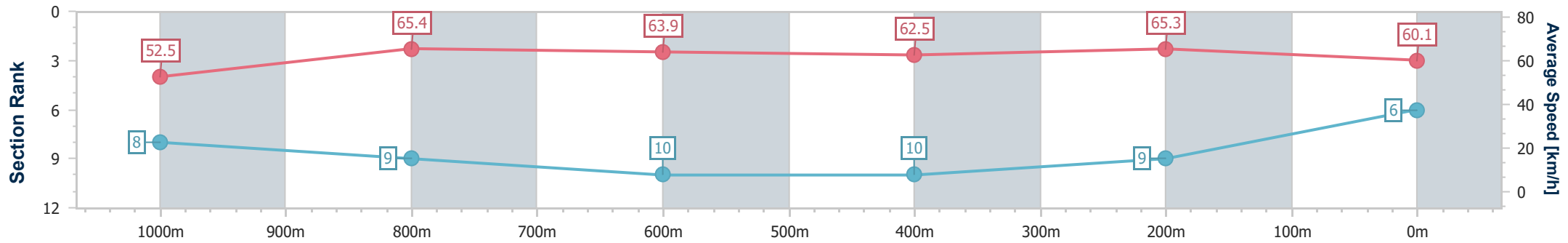
**DoombenProfessional**  
**Race 1: GALLOPERS SPORTS CLUB QTIS Three-Year-Old**  
**Fillies Maiden Plate - 1200m**  
**27 August 2025 - 12:35**



**BRISBANE**  
**RACING CLUB**

Track Rating: Good 4, Weather: Fine, Rail Position: +7.5m Entire

Section	Overall	1000m	800m	600m	400m	200m
Section Times	1:10.91 [6] (0:13.72)	0:57.19 [8] (0:11.08)	0:46.11 [9] (0:11.44)	0:34.67 [10] (0:11.60)	0:23.07 [10] (0:11.09)	0:11.98 [9] (0:11.98)
Average Speed [km/h]	52.5	65.4	63.9	62.5	65.3	60.1
Top Speed [km/h]	67.8	68.1	64.9	64.7	66.3	65.3
Avg. Dist. to Rail [m]	3.6	2.6	2.7	1.2	4.4	5.5
Avg. Stride Freq. [Hz]	2.4	2.4	2.4	2.3	2.4	2.4
Avg. Stride Length [m]	6.1	7.5	7.4	7.4	7.5	6.8



- [ ] Ranking at each section and finish
- .-.- No data available at this section
- NA No data available



Horse/Jockey Name	Ode To Beauty
Final Rank	7
Fastest Section Time (Section)	0:10.64 (1000m)
Top Speed [km/h] (Section)	69.5 (Overall)
Race State	Finished



**DoombenProfessional**  
**Race 1: GALLOPERS SPORTS CLUB QTIS Three-Year-Old**  
**Fillies Maiden Plate - 1200m**

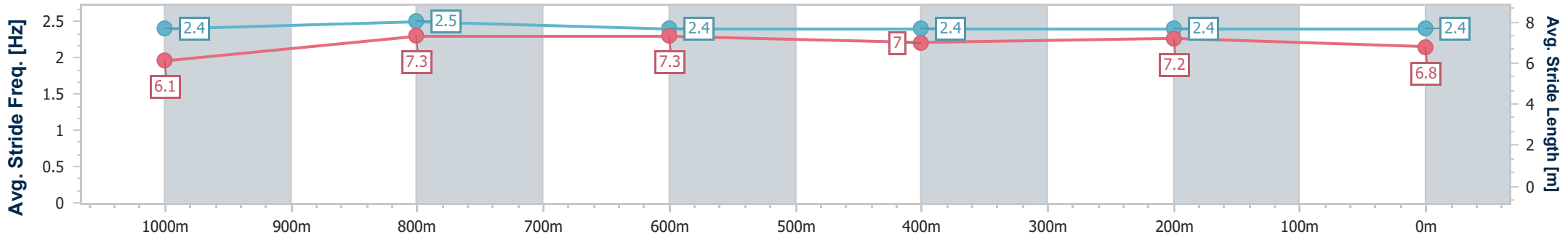
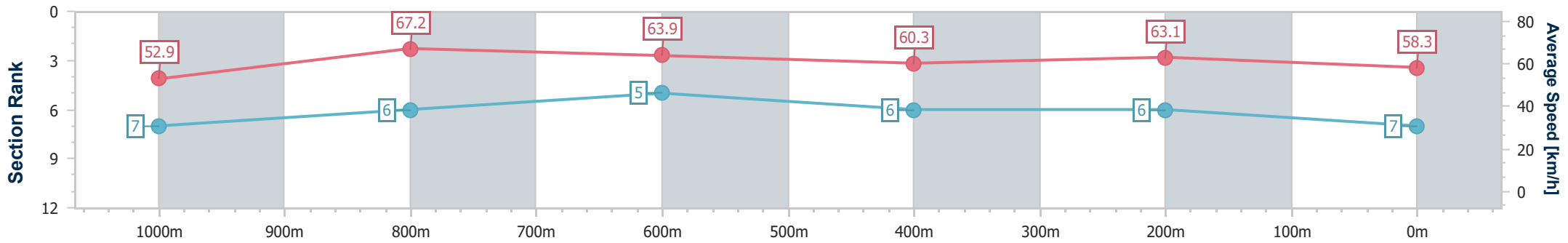
27 August 2025 - 12:35

Track Rating: Good 4, Weather: Fine, Rail Position: +7.5m Entire



BRISBANE  
RACING CLUB

Section	Overall	1000m	800m	600m	400m	200m
Section Times	1:11.06 [7] (0:13.64)	0:57.42 [7] (0:10.64)	0:46.78 [6] (0:11.20)	0:35.58 [5] (0:11.85)	0:23.73 [6] (0:11.39)	0:12.34 [6] (0:12.34)
Average Speed [km/h]	52.9	67.2	63.9	60.3	63.1	58.3
Top Speed [km/h]	69.5	69.5	65.4	62.5	64.5	62.8
Avg. Dist. to Rail [m]	2.2	2.3	0.9	1.3	0.8	0.8
Avg. Stride Freq. [Hz]	2.4	2.5	2.4	2.4	2.4	2.4
Avg. Stride Length [m]	6.1	7.3	7.3	7.0	7.2	6.8



- [ ] Ranking at each section and finish
- .-.- No data available at this section
- NA No data available





Horse/Jockey Name	I'tellyoutonight
Final Rank	8
Fastest Section Time (Section)	0:11.05 (800m)
Top Speed [km/h] (Section)	67.1 (1000m)
Race State	Finished



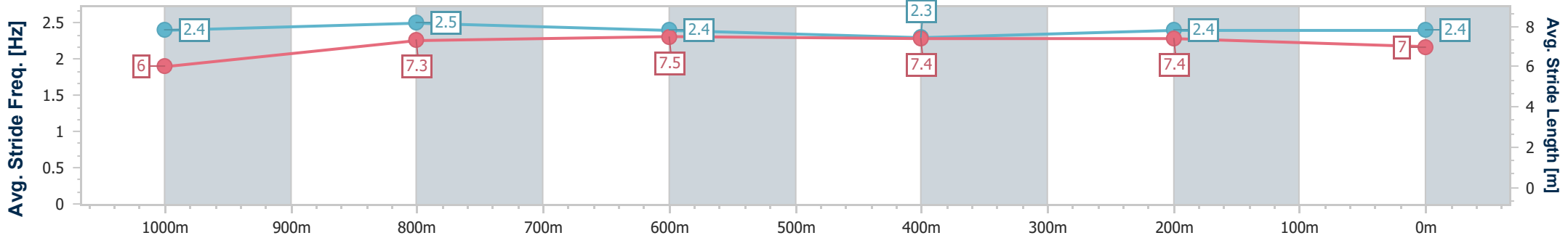
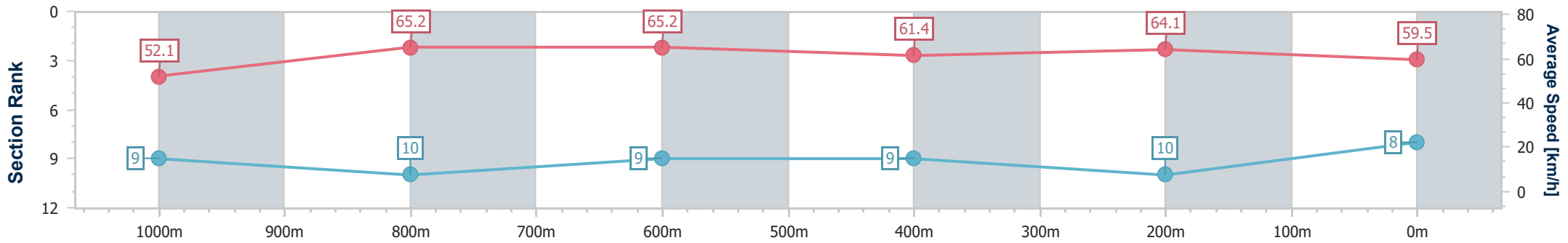
**DoombenProfessional**  
**Race 1: GALLOPERS SPORTS CLUB QTIS Three-Year-Old**  
**Fillies Maiden Plate - 1200m**  
**27 August 2025 - 12:35**



**BRISBANE**  
**RACING CLUB**

Track Rating: Good 4, Weather: Fine, Rail Position: +7.5m Entire

Section	Overall	1000m	800m	600m	400m	200m
Section Times	1:11.09 [8] (0:13.84)	0:57.25 [9] (0:11.07)	0:46.18 [10] (0:11.05)	0:35.13 [9] (0:11.81)	0:23.32 [9] (0:11.22)	0:12.10 [10] (0:12.10)
Average Speed [km/h]	52.1	65.2	65.2	61.4	64.1	59.5
Top Speed [km/h]	67.0	67.1	66.4	63.6	64.8	63.4
Avg. Dist. to Rail [m]	6.9	1.7	0.5	0.8	0.7	2.3
Avg. Stride Freq. [Hz]	2.4	2.5	2.4	2.3	2.4	2.4
Avg. Stride Length [m]	6.0	7.3	7.5	7.4	7.4	7.0



- [ ] Ranking at each section and finish
- .-.- No data available at this section
- NA No data available



Horse/Jockey Name	Crypto Miss
Final Rank	9
Fastest Section Time (Section)	0:10.44 (1000m)
Top Speed [km/h] (Section)	70.6 (1000m)
Race State	Finished



**DoombenProfessional**  
**Race 1: GALLOPERS SPORTS CLUB QTIS Three-Year-Old**  
**Fillies Maiden Plate - 1200m**

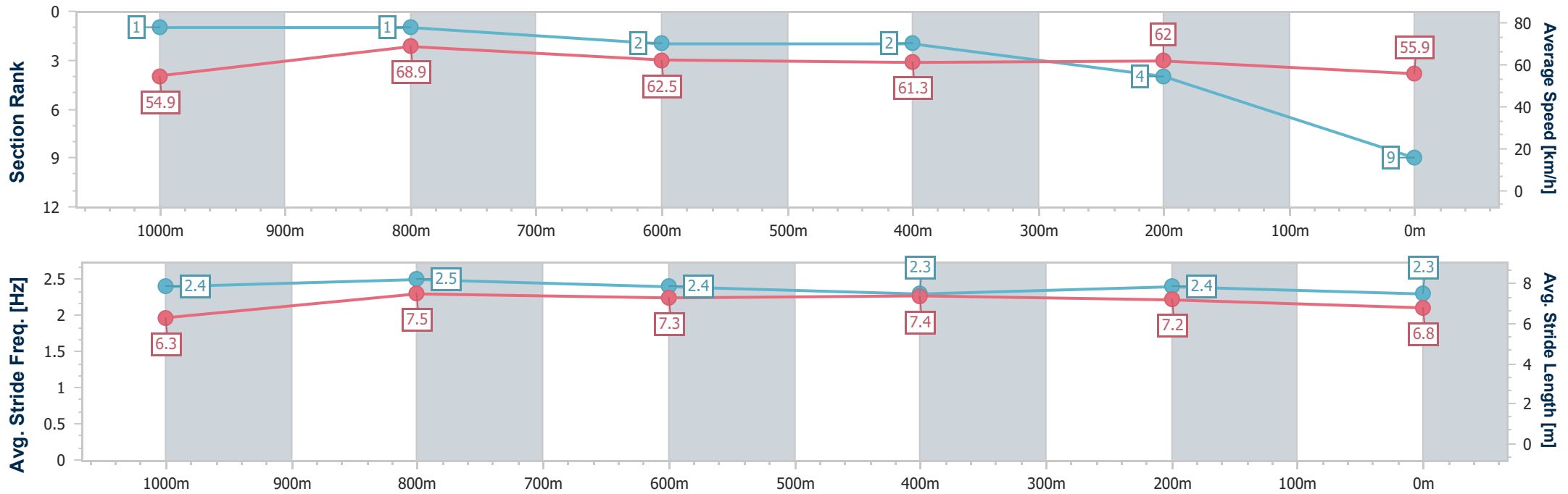
27 August 2025 - 12:35

Track Rating: Good 4, Weather: Fine, Rail Position: +7.5m Entire



BRISBANE  
RACING CLUB

Section	Overall	1000m	800m	600m	400m	200m
Section Times	1:11.38 [9] (0:13.10)	0:58.28 [1] (0:10.44)	0:47.84 [1] (0:11.61)	0:36.23 [2] (0:11.76)	0:24.47 [2] (0:11.61)	0:12.86 [4] (0:12.86)
Average Speed [km/h]	54.9	68.9	62.5	61.3	62.0	55.9
Top Speed [km/h]	69.7	70.6	66.6	62.8	63.8	59.7
Avg. Dist. to Rail [m]	6.3	1.7	1.6	0.4	0.8	0.6
Avg. Stride Freq. [Hz]	2.4	2.5	2.4	2.3	2.4	2.3
Avg. Stride Length [m]	6.3	7.5	7.3	7.4	7.2	6.8



- [ ] Ranking at each section and finish
- .-.- No data available at this section
- NA No data available



Horse/Jockey Name	Madame Cody
Final Rank	10
Fastest Section Time (Section)	0:10.77 (1000m)
Top Speed [km/h] (Section)	68.7 (1000m)
Race State	Finished



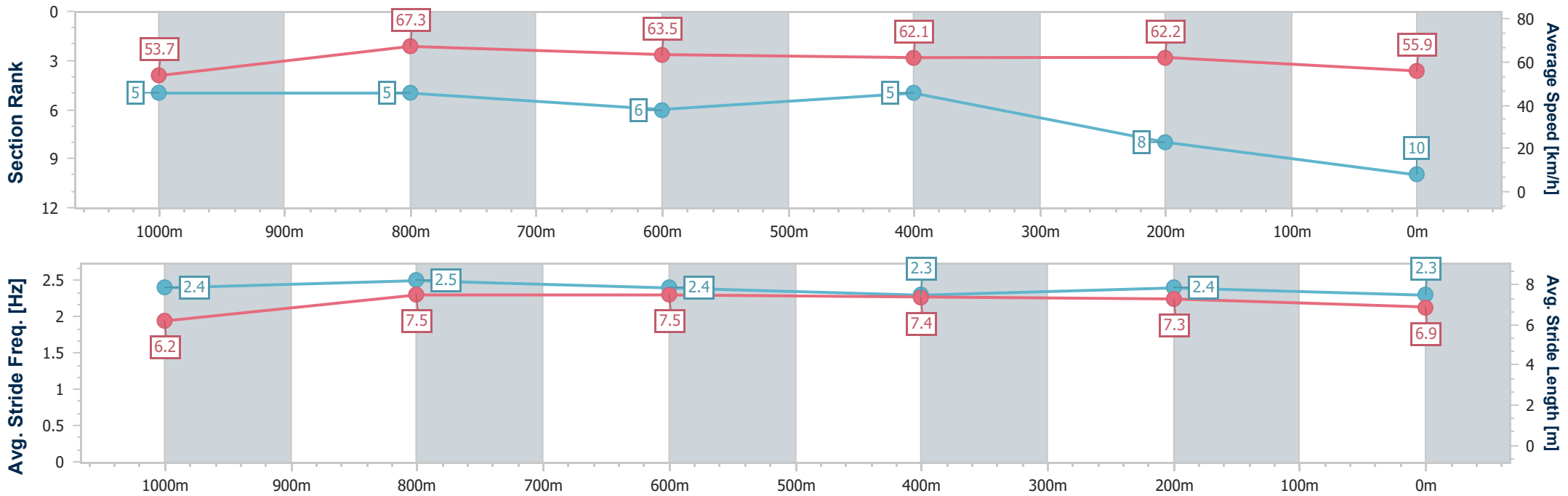
**Doomben Professional**  
**Race 1: GALLOPERS SPORTS CLUB QTIS Three-Year-Old**  
**Fillies Maiden Plate - 1200m**  
**27 August 2025 - 12:35**



**BRISBANE**  
**RACING CLUB**

Track Rating: Good 4, Weather: Fine, Rail Position: +7.5m Entire

Section	Overall	1000m	800m	600m	400m	200m
Section Times	1:11.73 [10] (0:13.45)	0:58.28 [5] (0:10.77)	0:47.51 [5] (0:11.45)	0:36.06 [6] (0:11.60)	0:24.46 [5] (0:11.61)	0:12.85 [8] (0:12.85)
Average Speed [km/h]	53.7	67.3	63.5	62.1	62.2	55.9
Top Speed [km/h]	68.1	68.7	64.8	64.0	63.8	60.7
Avg. Dist. to Rail [m]	4.3	2.1	2.1	0.6	1.1	2.0
Avg. Stride Freq. [Hz]	2.4	2.5	2.4	2.3	2.4	2.3
Avg. Stride Length [m]	6.2	7.5	7.5	7.4	7.3	6.9



- [ ] Ranking at each section and finish
- .-.- No data available at this section
- NA No data available



**DoombenProfessional**  
**Race 2: BECOME A BRC MEMBER QTIS Three-Year-Old Colts and Geldings Maiden Plate - 1200m**  
**27 August 2025 - 13:10**



BRISBANE  
RACING CLUB

Track Rating: Good 4, Weather: Fine, Rail Position: +7.5m Entire

Section		Overall	1000m	800m	600m	400m	200m	Last 600m					
Field Times		1:09.78 (0:13.32)	0:56.46 (0:10.63)	0:45.83 (0:11.05)	0:34.78 (0:11.50)	0:23.28 (0:11.32)	0:11.96 (0:11.96)	0:34.78					
Rank	TAB Horse/Jockey	Barrier	Top Speed [km/h]	Fastest Section	Margin							Distance Travelled [m]	
1	16 SEVEER Cody Collis	1	69.2 1000m	0:10.74 1000m	1:09.78 [1] (0:13.38)	0:56.40 [2] (0:10.74)	0:45.66 [3] (0:10.88)	0:34.78 [2] (0:11.50)	0:23.28 [2] (0:11.32)	0:11.96 [1] (0:11.96)	1:09.78	0:34.78	
2	13 WOOTTEN HYDE Jag Guthmann-Chester	4	70.2 Overall	0:10.63 1000m	1:10.04 [2] (0:13.32)	0:56.72 [1] (0:10.63)	0:46.09 [1] (0:11.17)	0:34.92 [3] (0:11.56)	0:23.36 [3] (0:11.36)	0:12.00 [2] (0:12.00)	1.56L	0:34.92	+2
3	4 GUARDSMAN Ben Thompson	8	70.4 1000m	0:10.49 1000m	1:10.90 [3] (0:13.61)	0:57.29 [5] (0:10.49)	0:46.80 [2] (0:10.90)	0:35.90 [1] (0:11.50)	0:24.40 [1] (0:11.68)	0:12.72 [3] (0:12.72)	6.59L	0:35.90	+4
4	5 KOHLER KID Angela Jones	6	68.1 1000m	0:10.74 1000m	1:10.92 [4] (0:13.94)	0:56.98 [8] (0:10.74)	0:46.24 [8] (0:11.19)	0:35.05 [7] (0:11.63)	0:23.42 [7] (0:11.50)	0:11.92 [5] (0:11.92)	6.74L	0:35.05	+1
5	1 BOOMTOWN LADDIE Dale Smith	10	67.3 1000m	0:10.88 1000m	1:11.45 [5] (0:14.18)	0:57.27 [9] (0:10.88)	0:46.39 [9] (0:11.14)	0:35.25 [9] (0:11.60)	0:23.65 [9] (0:11.57)	0:12.08 [8] (0:12.08)	9.82L	0:35.25	+2
6	2 CASTELLO GRANDE Winona Costin	3	68.6 Overall	0:10.80 1000m	1:11.65 [6] (0:13.58)	0:58.07 [4] (0:10.80)	0:47.27 [5] (0:11.30)	0:35.97 [5] (0:11.49)	0:24.48 [5] (0:11.92)	0:12.56 [6] (0:12.56)	11.01L	0:35.97	+1
7	17 ASPEN COWBOY Stacey Callow	2	68.7 Overall	0:10.72 1000m	1:11.69 [7] (0:13.66)	0:58.03 [6] (0:10.72)	0:47.31 [5] (0:11.31)	0:36.00 [6] (0:11.64)	0:24.36 [6] (0:11.83)	0:12.53 [7] (0:12.53)	11.22L	0:36.00	+0
8	11 TA LA MASCA Tiffani Brooker	5	67.2 1000m	0:10.86 1000m	1:11.72 [8] (0:13.44)	0:58.28 [3] (0:10.86)	0:47.42 [4] (0:11.09)	0:36.33 [4] (0:11.76)	0:24.57 [4] (0:11.82)	0:12.75 [4] (0:12.75)	11.44L	0:36.33	+3
9	14 BODYSNATCHER Taylor Marshall	7	68.0 1000m	0:10.75 1000m	1:11.84 [9] (0:13.86)	0:57.98 [7] (0:10.75)	0:47.23 [7] (0:11.29)	0:35.94 [8] (0:11.70)	0:24.24 [8] (0:11.77)	0:12.47 [9] (0:12.47)	12.14L	0:35.94	+6
10	3 FAMAHAN Jake Bayliss	11	66.9 1000m	0:10.95 1000m	1:13.32 [10] (0:14.34)	0:58.98 [10] (0:10.95)	0:48.03 [10] (0:11.35)	0:36.68 [10] (0:12.07)	0:24.61 [10] (0:12.21)	0:12.40 [10] (0:12.40)	20.84L	0:36.68	+2

Scratched: Quarry Man (#15), Rusty Tycoon (#8), Ocean Alo (#7), Notocar (#6), Valedictorian (#12), Silver Spoon (#9), Symmetrique (#10)



Horse/Jockey Name	Seveer
Final Rank	1
Fastest Section Time (Section)	0:10.74 (1000m)
Top Speed [km/h] (Section)	69.2 (1000m)
Race State	Finished



**DoombenProfessional**  
 Race 2: BECOME A BRC MEMBER QTIS Three-Year-Old Colts  
 and Geldings Maiden Plate - 1200m

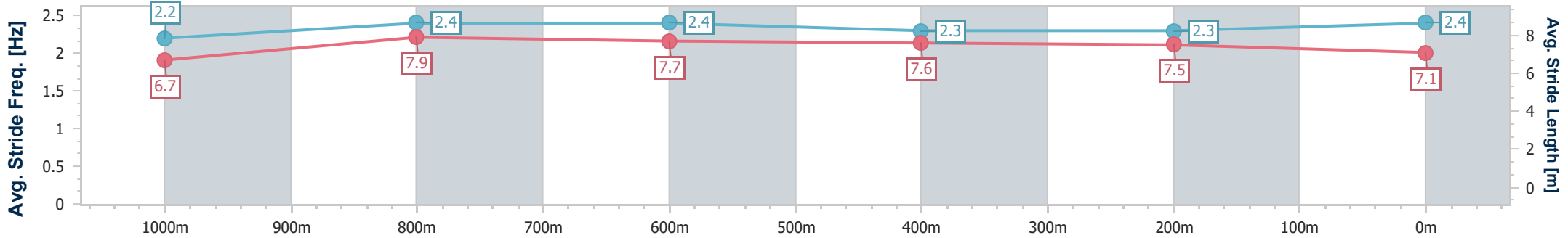
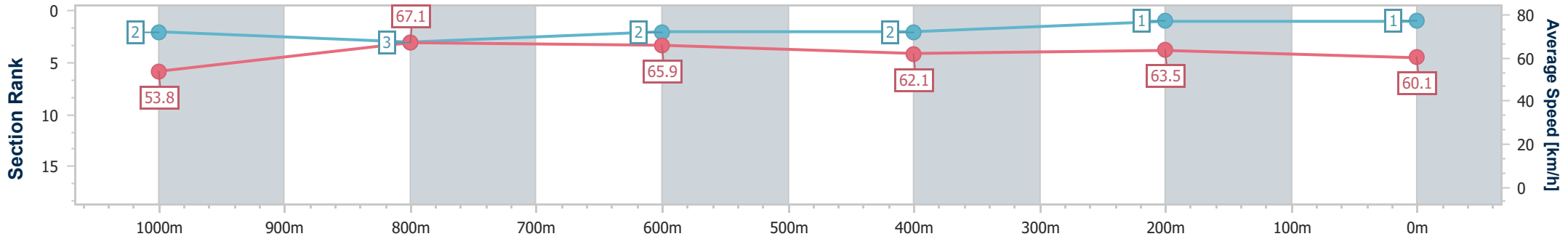


BRISBANE  
RACING CLUB

27 August 2025 - 13:10

Track Rating: Good 4, Weather: Fine, Rail Position: +7.5m Entire

Section	Overall	1000m	800m	600m	400m	200m
Section Times	1:09.78 [1] (0:13.38)	0:56.40 [2] (0:10.74)	0:45.66 [3] (0:10.88)	0:34.78 [2] (0:11.50)	0:23.28 [2] (0:11.32)	0:11.96 [1] (0:11.96)
Average Speed [km/h]	53.8	67.1	65.9	62.1	63.5	60.1
Top Speed [km/h]	68.5	69.2	67.7	65.2	64.5	62.6
Avg. Dist. to Rail [m]	0.9	0.1	0.3	1.2	1.6	1.3
Avg. Stride Freq. [Hz]	2.2	2.4	2.4	2.3	2.3	2.4
Avg. Stride Length [m]	6.7	7.9	7.7	7.6	7.5	7.1



- [ ] Ranking at each section and finish
- .-.- No data available at this section
- NA No data available



Horse/Jockey Name	Wootten Hyde
Final Rank	2
Fastest Section Time (Section)	0:10.63 (1000m)
Top Speed [km/h] (Section)	70.2 (Overall)
Race State	Finished

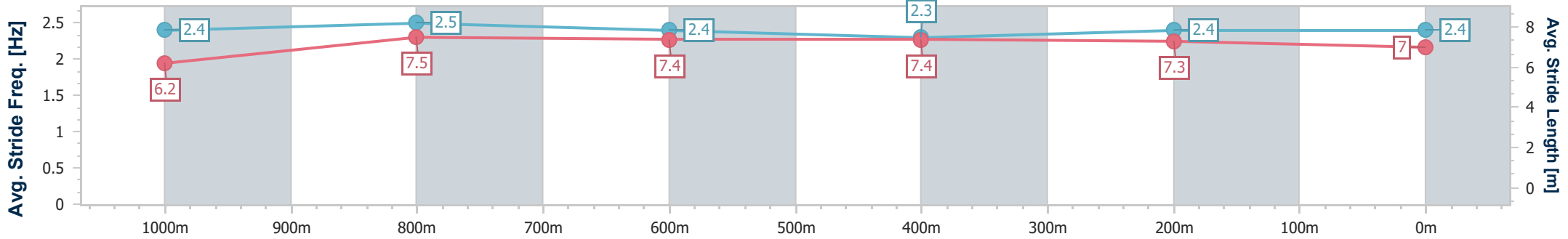
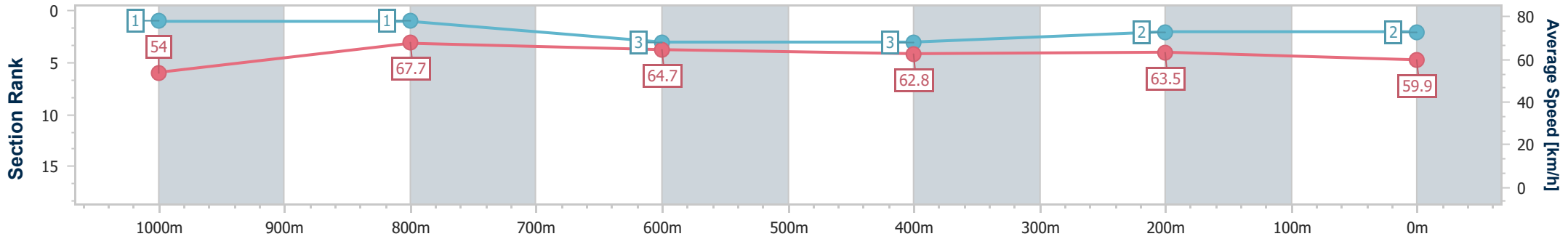


**Doomben Professional**  
 Race 2: BECOME A BRC MEMBER QTIS Three-Year-Old Colts  
 and Geldings Maiden Plate - 1200m  
 27 August 2025 - 13:10  
 Track Rating: Good 4, Weather: Fine, Rail Position: +7.5m Entire



BRISBANE  
RACING CLUB

Section	Overall	1000m	800m	600m	400m	200m
Section Times	1:10.04 [2] (0:13.32)	0:56.72 [1] (0:10.63)	0:46.09 [1] (0:11.17)	0:34.92 [3] (0:11.56)	0:23.36 [3] (0:11.36)	0:12.00 [2] (0:12.00)
Average Speed [km/h]	54.0	67.7	64.7	62.8	63.5	59.9
Top Speed [km/h]	70.2	69.5	65.6	64.3	65.8	62.8
Avg. Dist. to Rail [m]	3.0	0.7	1.3	1.1	2.4	2.7
Avg. Stride Freq. [Hz]	2.4	2.5	2.4	2.3	2.4	2.4
Avg. Stride Length [m]	6.2	7.5	7.4	7.4	7.3	7.0



- [ ] Ranking at each section and finish
- .-.- No data available at this section
- NA No data available



Horse/Jockey Name	Guardsman
Final Rank	3
Fastest Section Time (Section)	0:10.49 (1000m)
Top Speed [km/h] (Section)	70.4 (1000m)
Race State	Finished



**DoombenProfessional**  
 Race 2: BECOME A BRC MEMBER QTIS Three-Year-Old Colts  
 and Geldings Maiden Plate - 1200m

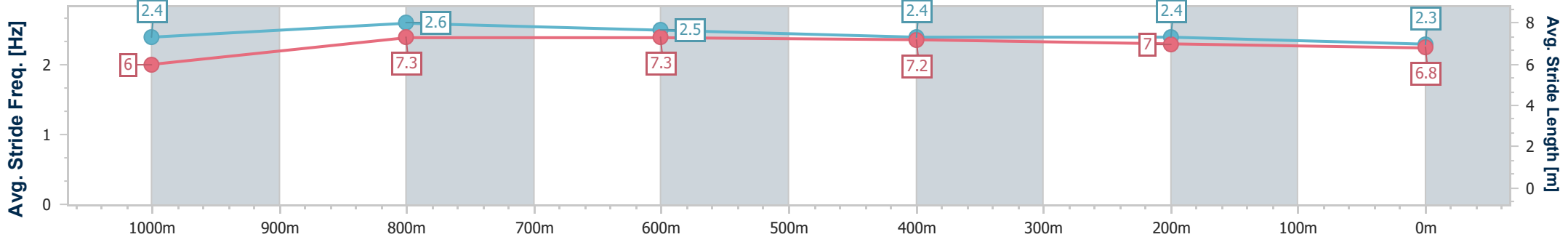
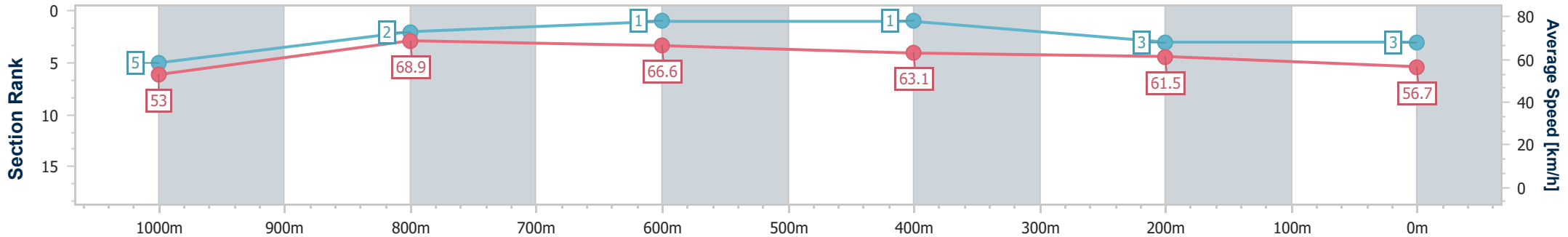


BRISBANE  
 RACING CLUB

27 August 2025 - 13:10

Track Rating: Good 4, Weather: Fine, Rail Position: +7.5m Entire

Section	Overall	1000m	800m	600m	400m	200m
Section Times	1:10.90 [3] (0:13.61)	0:57.29 [5] (0:10.49)	0:46.80 [2] (0:10.90)	0:35.90 [1] (0:11.50)	0:24.40 [1] (0:11.68)	0:12.72 [3] (0:12.72)
Average Speed [km/h]	53.0	68.9	66.6	63.1	61.5	56.7
Top Speed [km/h]	69.6	70.4	68.7	66.4	62.8	60.0
Avg. Dist. to Rail [m]	5.7	2.3	2.0	1.2	0.7	1.4
Avg. Stride Freq. [Hz]	2.4	2.6	2.5	2.4	2.4	2.3
Avg. Stride Length [m]	6.0	7.3	7.3	7.2	7.0	6.8



- [ ] Ranking at each section and finish
- .-.- No data available at this section
- NA No data available



Horse/Jockey Name	Kohler Kid
Final Rank	4
Fastest Section Time (Section)	0:10.74 (1000m)
Top Speed [km/h] (Section)	68.1 (1000m)
Race State	Finished



**DoombenProfessional**  
 Race 2: BECOME A BRC MEMBER QTIS Three-Year-Old Colts  
 and Geldings Maiden Plate - 1200m

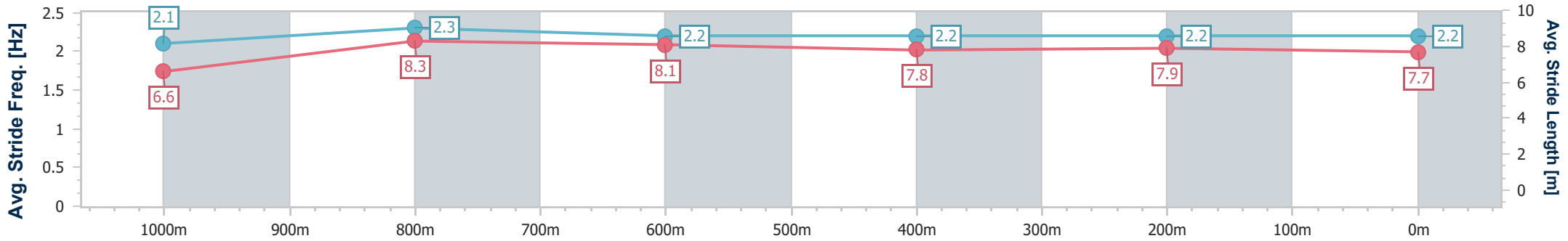
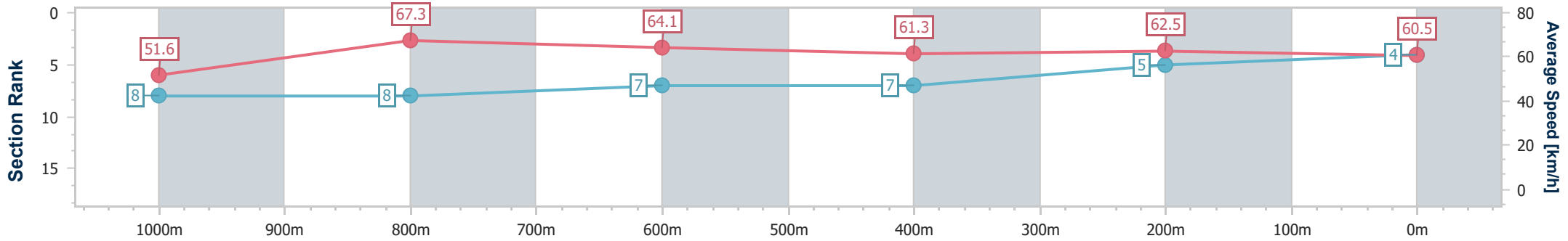


BRISBANE  
RACING CLUB

27 August 2025 - 13:10

Track Rating: Good 4, Weather: Fine, Rail Position: +7.5m Entire

Section	Overall	1000m	800m	600m	400m	200m
Section Times	1:10.92 [4] (0:13.94)	0:56.98 [8] (0:10.74)	0:46.24 [8] (0:11.19)	0:35.05 [7] (0:11.63)	0:23.42 [7] (0:11.50)	0:11.92 [5] (0:11.92)
Average Speed [km/h]	51.6	67.3	64.1	61.3	62.5	60.5
Top Speed [km/h]	66.6	68.1	65.3	63.4	64.4	61.6
Avg. Dist. to Rail [m]	3.5	0.2	0.9	1.0	0.5	0.4
Avg. Stride Freq. [Hz]	2.1	2.3	2.2	2.2	2.2	2.2
Avg. Stride Length [m]	6.6	8.3	8.1	7.8	7.9	7.7



- [ ] Ranking at each section and finish
- .-.- No data available at this section
- NA No data available





Horse/Jockey Name	Boomtown Laddie
Final Rank	5
Fastest Section Time (Section)	0:10.88 (1000m)
Top Speed [km/h] (Section)	67.3 (1000m)
Race State	Finished



**Doomben Professional**  
 Race 2: BECOME A BRC MEMBER QTIS Three-Year-Old Colts  
 and Geldings Maiden Plate - 1200m

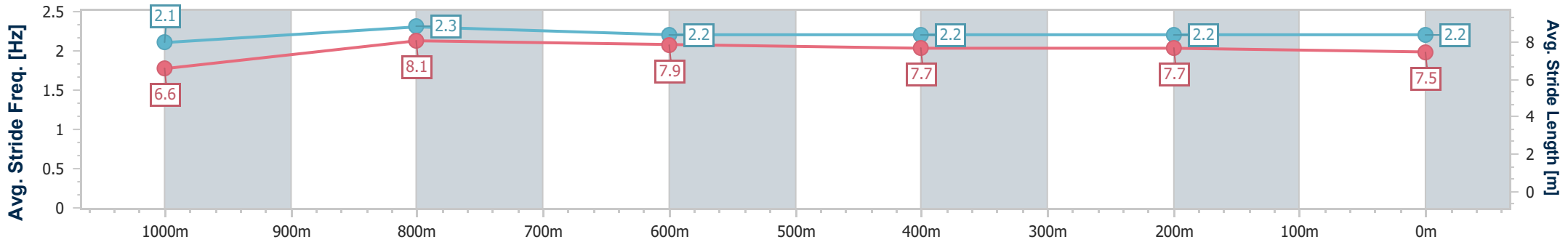
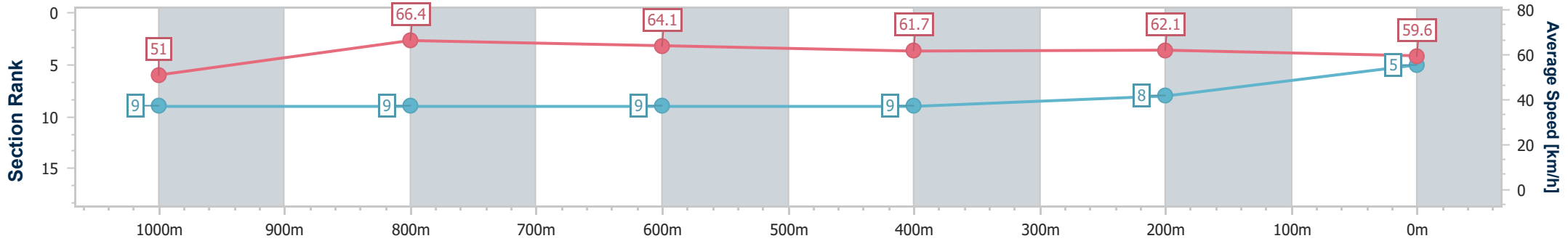


BRISBANE  
 RACING CLUB

27 August 2025 - 13:10

Track Rating: Good 4, Weather: Fine, Rail Position: +7.5m Entire

Section	Overall	1000m	800m	600m	400m	200m
Section Times	1:11.45 [5] (0:14.18)	0:57.27 [9] (0:10.88)	0:46.39 [9] (0:11.14)	0:35.25 [9] (0:11.60)	0:23.65 [9] (0:11.57)	0:12.08 [8] (0:12.08)
Average Speed [km/h]	51.0	66.4	64.1	61.7	62.1	59.6
Top Speed [km/h]	67.1	67.3	65.1	63.5	63.6	62.4
Avg. Dist. to Rail [m]	6.6	1.0	1.2	1.4	0.4	0.7
Avg. Stride Freq. [Hz]	2.1	2.3	2.2	2.2	2.2	2.2
Avg. Stride Length [m]	6.6	8.1	7.9	7.7	7.7	7.5



- [ ] Ranking at each section and finish
- .-.- No data available at this section
- NA No data available



Horse/Jockey Name	Castello Grande
Final Rank	6
Fastest Section Time (Section)	0:10.80 (1000m)
Top Speed [km/h] (Section)	68.6 (Overall)
Race State	Finished

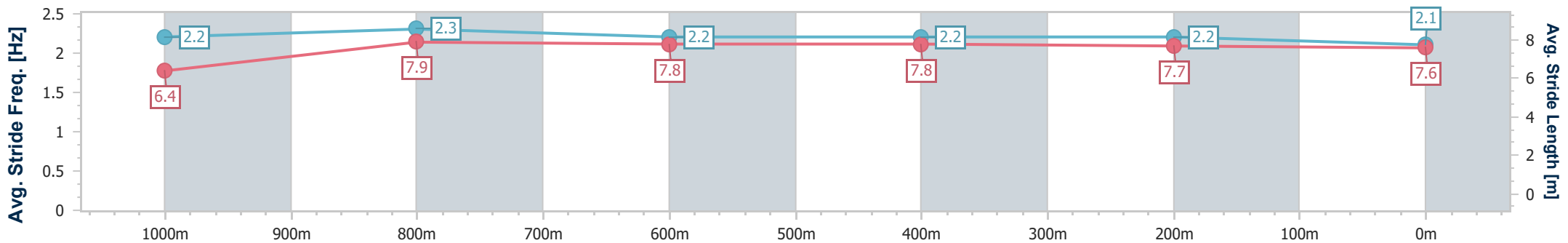
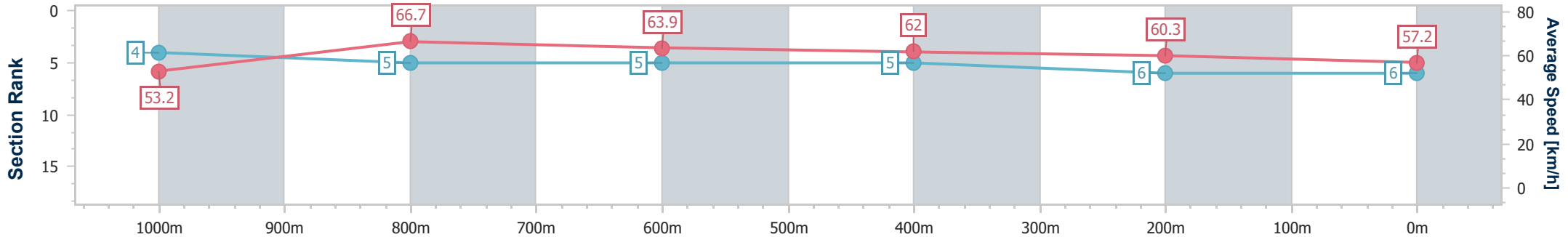


**DoombenProfessional**  
 Race 2: BECOME A BRC MEMBER QTIS Three-Year-Old Colts  
 and Geldings Maiden Plate - 1200m  
 27 August 2025 - 13:10  
 Track Rating: Good 4, Weather: Fine, Rail Position: +7.5m Entire



BRISBANE  
RACING CLUB

Section	Overall	1000m	800m	600m	400m	200m
Section Times	1:11.65 [6] (0:13.58)	0:58.07 [4] (0:10.80)	0:47.27 [5] (0:11.30)	0:35.97 [5] (0:11.49)	0:24.48 [5] (0:11.92)	0:12.56 [6] (0:12.56)
Average Speed [km/h]	53.2	66.7	63.9	62.0	60.3	57.2
Top Speed [km/h]	68.6	67.8	64.2	64.2	61.0	59.2
Avg. Dist. to Rail [m]	1.6	0.7	0.8	1.5	1.1	0.7
Avg. Stride Freq. [Hz]	2.2	2.3	2.2	2.2	2.2	2.1
Avg. Stride Length [m]	6.4	7.9	7.8	7.8	7.7	7.6



- [ ] Ranking at each section and finish
- .-.- No data available at this section
- NA No data available



Horse/Jockey Name	Aspen Cowboy
Final Rank	7
Fastest Section Time (Section)	0:10.72 (1000m)
Top Speed [km/h] (Section)	68.7 (Overall)
Race State	Finished



**DoombenProfessional**  
**Race 2: BECOME A BRC MEMBER QTIS Three-Year-Old Colts and Geldings Maiden Plate - 1200m**

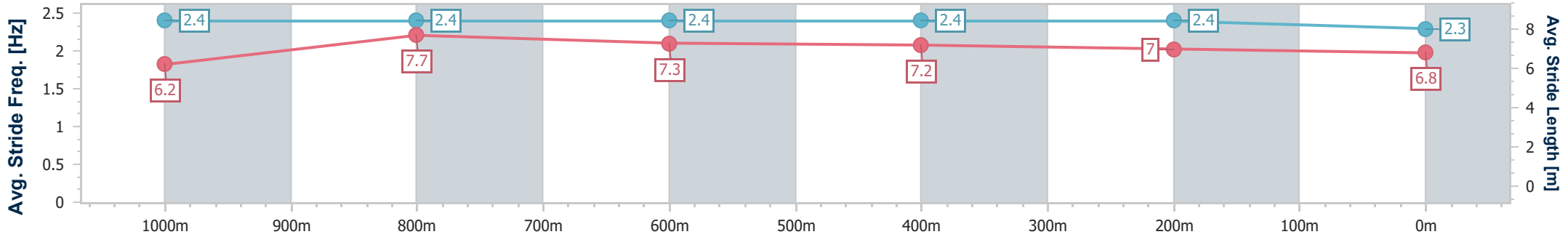
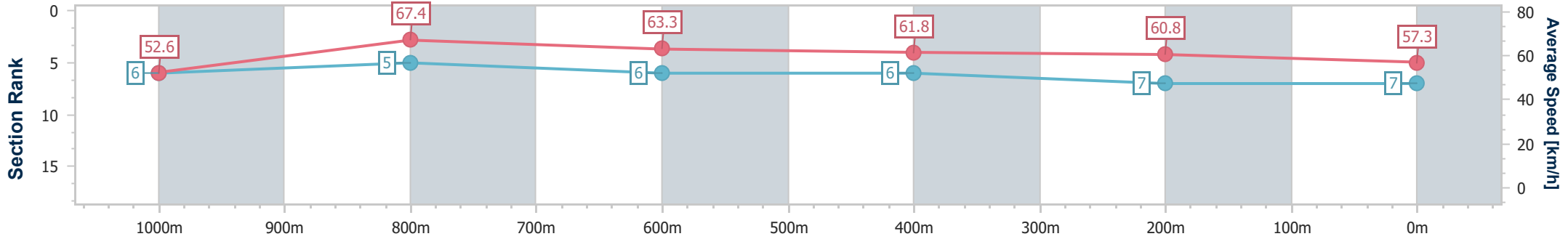
27 August 2025 - 13:10

Track Rating: Good 4, Weather: Fine, Rail Position: +7.5m Entire



BRISBANE  
RACING CLUB

Section	Overall	1000m	800m	600m	400m	200m
Section Times	1:11.69 [7] (0:13.66)	0:58.03 [6] (0:10.72)	0:47.31 [5] (0:11.31)	0:36.00 [6] (0:11.64)	0:24.36 [6] (0:11.83)	0:12.53 [7] (0:12.53)
Average Speed [km/h]	52.6	67.4	63.3	61.8	60.8	57.3
Top Speed [km/h]	68.7	68.3	65.7	64.3	62.1	61.5
Avg. Dist. to Rail [m]	1.5	0.2	0.3	0.8	0.6	2.1
Avg. Stride Freq. [Hz]	2.4	2.4	2.4	2.4	2.4	2.3
Avg. Stride Length [m]	6.2	7.7	7.3	7.2	7.0	6.8



- [ ] Ranking at each section and finish
- .-.- No data available at this section
- NA No data available



Horse/Jockey Name	Ta La Masca
Final Rank	8
Fastest Section Time (Section)	0:10.86 (1000m)
Top Speed [km/h] (Section)	67.2 (1000m)
Race State	Finished

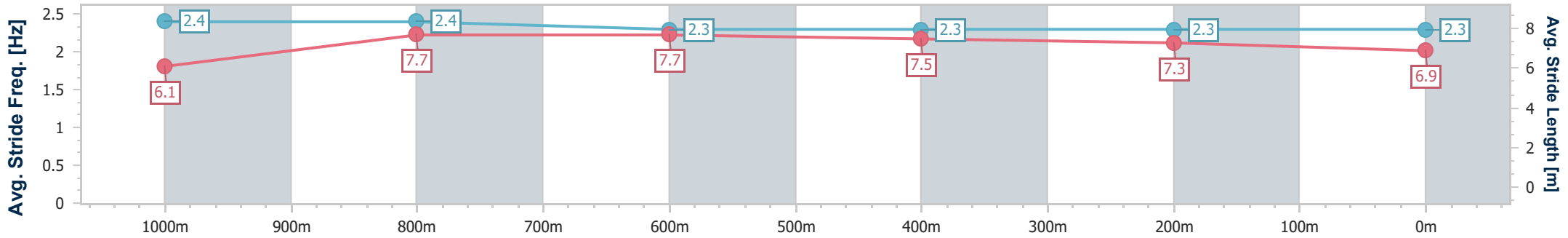
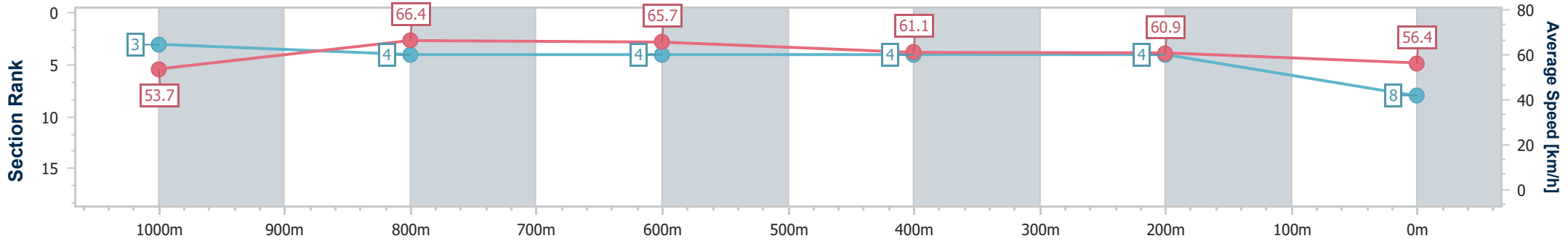


**Doomben Professional**  
 Race 2: BECOME A BRC MEMBER QTIS Three-Year-Old Colts and Geldings Maiden Plate - 1200m  
 27 August 2025 - 13:10  
 Track Rating: Good 4, Weather: Fine, Rail Position: +7.5m Entire



BRISBANE  
RACING CLUB

Section	Overall	1000m	800m	600m	400m	200m
Section Times	1:11.72 [8] (0:13.44)	0:58.28 [3] (0:10.86)	0:47.42 [4] (0:11.09)	0:36.33 [4] (0:11.76)	0:24.57 [4] (0:11.82)	0:12.75 [4] (0:12.75)
Average Speed [km/h]	53.7	66.4	65.7	61.1	60.9	56.4
Top Speed [km/h]	66.8	67.2	65.9	65.3	62.0	60.0
Avg. Dist. to Rail [m]	4.0	1.4	1.8	0.3	0.2	0.3
Avg. Stride Freq. [Hz]	2.4	2.4	2.3	2.3	2.3	2.3
Avg. Stride Length [m]	6.1	7.7	7.7	7.5	7.3	6.9



- [ ] Ranking at each section and finish
- .-.- No data available at this section
- NA No data available



Horse/Jockey Name	Bodysnatcher
Final Rank	9
Fastest Section Time (Section)	0:10.75 (1000m)
Top Speed [km/h] (Section)	68.0 (1000m)
Race State	Finished



**DoombenProfessional**  
 Race 2: BECOME A BRC MEMBER QTIS Three-Year-Old Colts  
 and Geldings Maiden Plate - 1200m

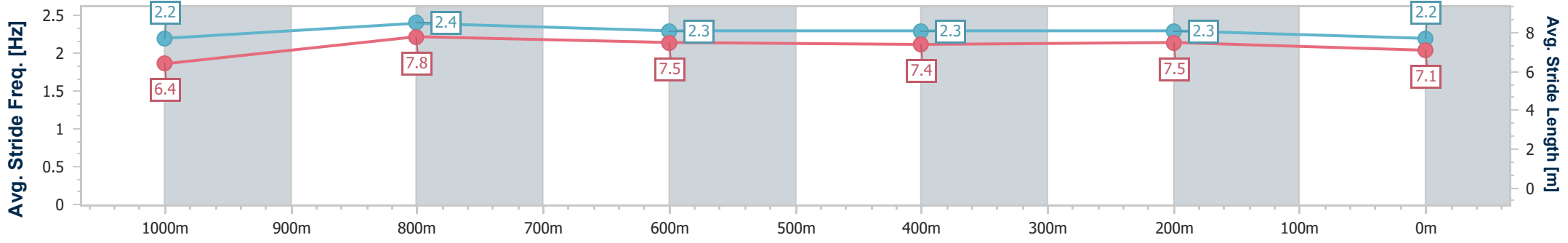
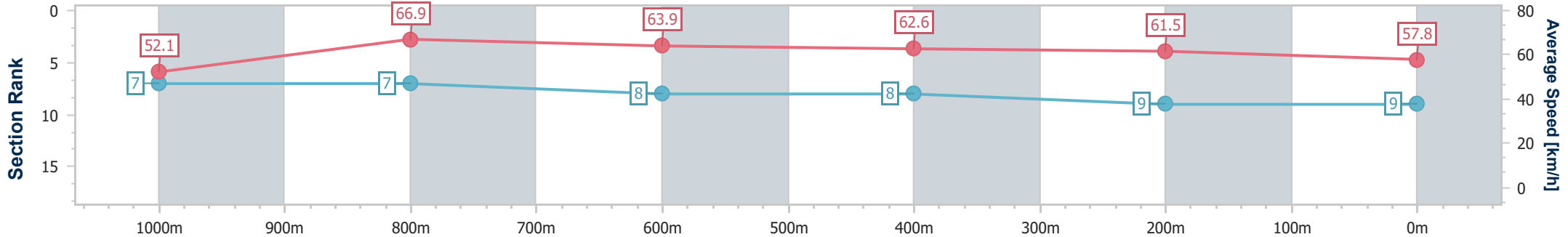


BRISBANE  
RACING CLUB

27 August 2025 - 13:10

Track Rating: Good 4, Weather: Fine, Rail Position: +7.5m Entire

Section	Overall	1000m	800m	600m	400m	200m
Section Times	1:11.84 [9] (0:13.86)	0:57.98 [7] (0:10.75)	0:47.23 [7] (0:11.29)	0:35.94 [8] (0:11.70)	0:24.24 [8] (0:11.77)	0:12.47 [9] (0:12.47)
Average Speed [km/h]	52.1	66.9	63.9	62.6	61.5	57.8
Top Speed [km/h]	66.9	68.0	65.4	64.7	62.6	59.9
Avg. Dist. to Rail [m]	4.4	0.7	1.0	2.6	4.6	4.4
Avg. Stride Freq. [Hz]	2.2	2.4	2.3	2.3	2.3	2.2
Avg. Stride Length [m]	6.4	7.8	7.5	7.4	7.5	7.1



- [ ] Ranking at each section and finish
- .-.- No data available at this section
- NA No data available



Horse/Jockey Name	Famahan
Final Rank	10
Fastest Section Time (Section)	0:10.95 (1000m)
Top Speed [km/h] (Section)	66.9 (1000m)
Race State	Finished



**DoombenProfessional**  
 Race 2: BECOME A BRC MEMBER QTIS Three-Year-Old Colts  
 and Geldings Maiden Plate - 1200m

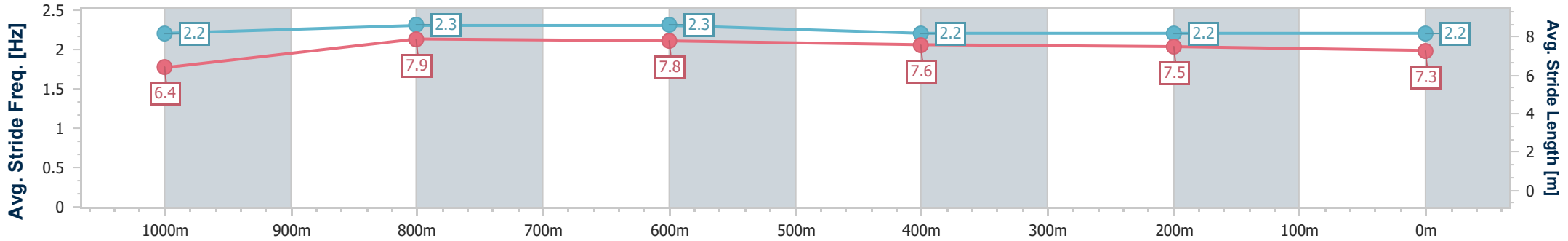
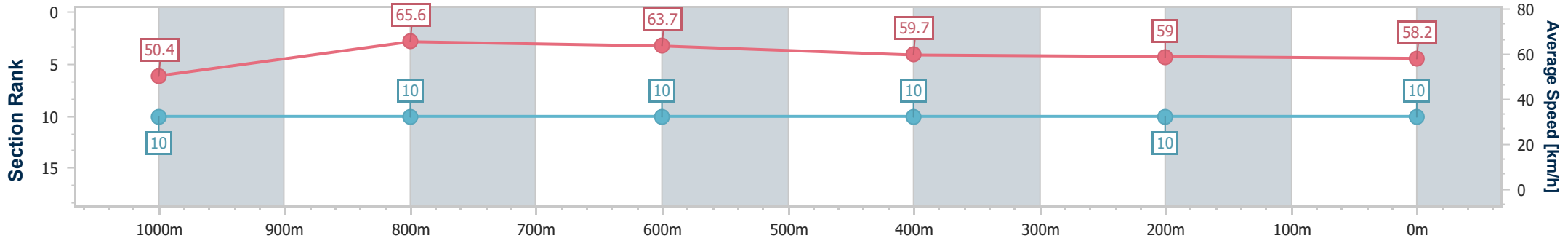


BRISBANE  
 RACING CLUB

27 August 2025 - 13:10

Track Rating: Good 4, Weather: Fine, Rail Position: +7.5m Entire

Section	Overall	1000m	800m	600m	400m	200m
Section Times	1:13.32 [10] (0:14.34)	0:58.98 [10] (0:10.95)	0:48.03 [10] (0:11.35)	0:36.68 [10] (0:12.07)	0:24.61 [10] (0:12.21)	0:12.40 [10] (0:12.40)
Average Speed [km/h]	50.4	65.6	63.7	59.7	59.0	58.2
Top Speed [km/h]	65.1	66.9	64.8	62.5	59.8	60.2
Avg. Dist. to Rail [m]	7.5	0.9	0.6	0.7	1.0	0.6
Avg. Stride Freq. [Hz]	2.2	2.3	2.3	2.2	2.2	2.2
Avg. Stride Length [m]	6.4	7.9	7.8	7.6	7.5	7.3



- [ ] Ranking at each section and finish
- .-.- No data available at this section
- NA No data available



# DoombenProfessional

## Race 3: SKY RACING Maiden Handicap - 1350m

27 August 2025 - 13:49



BRISBANE  
RACING CLUB

Track Rating: Good 4, Weather: Fine, Rail Position: +7.5m Entire

Section													
Field Times		Overall	1200m	1000m	800m	600m	400m	Last 600m					
		1:19.76 (0:11.03)	1:08.73 (0:10.66)	0:58.07 (0:11.23)	0:46.84 (0:11.63)	0:35.21 (0:11.72)	0:23.49 (0:11.45)	0:35.21					
Rank	TAB	Horse/Jockey	Barrier	Top Speed [km/h]	Fastest Section							Distance Travelled [m]	
1	2	<b>PUFF 'N' HARRY</b> Martin Harley	8	68.0 1200m	0:10.89 1200m	1:19.76 [1] (0:11.23)	1:08.53 [5] (0:10.89)	0:57.64 [3] (0:11.33)	0:46.31 [3] (0:11.52)	0:34.79 [4] (0:11.73)	0:23.06 [4] (0:11.26)	0:34.79	
2	6	<b>SOME STYLE</b> Ben Thompson	4	68.4 1200m	0:10.66 1200m	1:19.80 [2] (0:11.03)	1:08.77 [1] (0:10.66)	0:58.11 [1] (0:11.23)	0:46.88 [1] (0:11.63)	0:35.25 [1] (0:11.72)	0:23.53 [1] (0:11.45)	0:35.25	-3
3	9	<b>MARGOT'S DEEL</b> Cejay Graham	6	67.6 1200m	0:11.04 1200m	1:20.19 [3] (0:11.41)	1:08.78 [8] (0:11.04)	0:57.74 [8] (0:11.57)	0:46.17 [9] (0:11.61)	0:34.56 [9] (0:11.46)	0:23.10 [9] (0:11.30)	0:34.56	-1
4	8	<b>JAM PACKED</b> Brandon Lerena	3	66.7 1200m	0:11.08 1200m	1:20.51 [4] (0:11.22)	1:09.29 [4] (0:11.08)	0:58.21 [7] (0:11.47)	0:46.74 [7] (0:11.59)	0:35.15 [7] (0:11.69)	0:23.46 [8] (0:11.42)	0:35.15	+1
5	12	<b>MOANA GOLD</b> Jag Guthmann-Chester	7	67.1 1200m	0:10.93 1200m	1:20.59 [5] (0:11.32)	1:09.27 [7] (0:10.93)	0:58.34 [5] (0:11.35)	0:46.99 [6] (0:11.60)	0:35.39 [6] (0:11.63)	0:23.76 [6] (0:11.44)	0:35.39	-4
6	11	<b>PARISIENNE PIPER</b> Jake Bayliss	9	66.8 1200m	0:11.00 1200m	1:20.60 [6] (0:11.26)	1:09.34 [6] (0:11.00)	0:58.34 [6] (0:11.29)	0:47.05 [4] (0:11.62)	0:35.43 [5] (0:11.64)	0:23.79 [5] (0:11.40)	0:35.43	+1
7	3	<b>ASPIRE TO WIN</b> Corey Sutherland	5	67.5 1200m	0:10.77 1200m	1:20.64 [7] (0:11.05)	1:09.59 [2] (0:10.77)	0:58.82 [2] (0:11.36)	0:47.46 [2] (0:11.62)	0:35.84 [2] (0:11.78)	0:24.06 [2] (0:11.62)	0:35.84	-2
8	16	<b>WHAT ARTISTS DO</b> Emily Lang	10	67.4 600m	0:11.06 600m	1:20.69 [8] (0:12.18)	1:08.51 [13] (0:11.30)	0:57.21 [13] (0:11.41)	0:45.80 [13] (0:11.35)	0:34.45 [12] (0:11.06)	0:23.39 [10] (0:11.20)	0:34.45	+3
9	14	<b>OUR JEWEL</b> Angela Jones	12	65.5 1000m	0:11.19 1200m	1:20.71 [9] (0:11.48)	1:09.23 [9] (0:11.19)	0:58.04 [9] (0:11.27)	0:46.77 [8] (0:11.44)	0:35.33 [8] (0:11.46)	0:23.87 [7] (0:11.56)	0:35.33	+0
10	7	<b>WHATSTHETIMEMRWOLF</b> Courtney Bellamy	13	65.8 1000m	0:11.15 1200m	1:21.02 [10] (0:11.94)	1:09.08 [11] (0:11.15)	0:57.93 [11] (0:11.39)	0:46.54 [11] (0:11.68)	0:34.86 [11] (0:11.27)	0:23.59 [11] (0:11.58)	0:34.86	+1

Scratched: Busker (#10), Butwedid (#4), Man Of The Town (#5), Crypto Magic (#1)

Report Created: Wed 27 August 2025 14:13 GMT+ (Note: Timing is based on position data)

Page 1/18

[ ] Ranking at each section and finish  
 -:-:- No data available at this section  
 NA No data available

SCN Saddle cloth number  
 DNF Did not finish  
 DNT Did not track

data processed by TRIPLES DATA



# DoombenProfessional

## Race 3: SKY RACING Maiden Handicap - 1350m

27 August 2025 - 13:49



BRISBANE  
RACING CLUB

Track Rating: Good 4, Weather: Fine, Rail Position: +7.5m Entire

Section	Overall	1200m	1000m	800m	600m	400m	Last 600m
Field Times	1:19.76 (0:11.03)	1:08.73 (0:10.66)	0:58.07 (0:11.23)	0:46.84 (0:11.63)	0:35.21 (0:11.72)	0:23.49 (0:11.45)	0:35.21

Rank	TAB	Horse/Jockey	Barrier	Top Speed [km/h]	Fastest Section	Overall	1200m	1000m	800m	600m	400m	Last 600m	Distance Travelled [m]
11	13	<b>SHE CAN SOAR</b> Heavelon Van Der Hoven	14	65.6 1200m	0:11.14 600m	1:21.12 [11] (0:12.00)	1:09.12 [12] (0:11.18)	0:57.94 [12] (0:11.41)	0:46.53 [12] (0:11.74)	0:34.79 [13] (0:11.14)	0:23.65 [13] (0:11.35)	0:34.79	-2
12	18	<b>MAGICAL EYE</b> Wayne O'Connell	2	67.0 1200m	0:10.97 1200m	1:21.27 [12] (0:11.21)	1:10.06 [3] (0:10.97)	0:59.09 [4] (0:11.39)	0:47.70 [5] (0:11.40)	0:36.30 [3] (0:11.61)	0:24.69 [3] (0:11.82)	0:36.30	-3
13	17	<b>ELROY</b> Taylor Marshall	11	66.1 1200m	0:11.23 1200m	1:21.79 [13] (0:11.64)	1:10.15 [10] (0:11.23)	0:58.92 [10] (0:11.49)	0:47.43 [10] (0:11.66)	0:35.77 [10] (0:11.44)	0:24.33 [12] (0:11.64)	0:35.77	+5
14	15	<b>LADY LAZARUS</b> Nozi Tomizawa	1	66.2 1200m	0:11.13 1200m	1:22.21 [14] (0:12.47)	1:09.74 [14] (0:11.13)	0:58.61 [14] (0:11.36)	0:47.25 [14] (0:11.51)	0:35.74 [14] (0:11.60)	0:24.14 [14] (0:11.65)	0:35.74	-3

Scratched: Busker (#10), Butwedid (#4), Man Of The Town (#5), Crypto Magic (#1)

[ ] Ranking at each section and finish  
 -:-:-:- No data available at this section  
 NA No data available

SCN Saddle cloth number  
 DNF Did not finish  
 DNT Did not track





# DoombenProfessional

## Race 3: SKY RACING Maiden Handicap - 1350m

27 August 2025 - 13:49



BRISBANE  
RACING CLUB

Track Rating: Good 4, Weather: Fine, Rail Position: +7.5m Entire

Section				200m				Last 600m	
Field Times				0:12.04 (0:12.04)				0:35.21	
Rank	TAB	Horse/Jockey	Barrier	Top Speed [km/h]	Fastest Section	Margin			Distance Travelled [m]
1	2	<b>PUFF 'N' HARRY</b> Martin Harley	8	68.0 1200m	0:10.89 1200m	0:11.80 [2] (0:11.80)	1:19.76		0:34.79
2	6	<b>SOME STYLE</b> Ben Thompson	4	68.4 1200m	0:10.66 1200m	0:12.08 [1] (0:12.08)	0.27L		0:35.25 -3
3	9	<b>MARGOT'S DEEL</b> Cejay Graham	6	67.6 1200m	0:11.04 1200m	0:11.80 [6] (0:11.80)	2.54L		0:34.56 -1
4	8	<b>JAM PACKED</b> Brandon Lerena	3	66.7 1200m	0:11.08 1200m	0:12.04 [9] (0:12.04)	4.41L		0:35.15 +1
5	12	<b>MOANA GOLD</b> Jag Guthmann-Chester	7	67.1 1200m	0:10.93 1200m	0:12.32 [5] (0:12.32)	4.88L		0:35.39 -4
6	11	<b>PARISIENNE PIPER</b> Jake Bayliss	9	66.8 1200m	0:11.00 1200m	0:12.39 [4] (0:12.39)	4.93L		0:35.43 +1
7	3	<b>ASPIRE TO WIN</b> Corey Sutherland	5	67.5 1200m	0:10.77 1200m	0:12.44 [3] (0:12.44)	5.2L		0:35.84 -2
8	16	<b>WHAT ARTISTS DO</b> Emily Lang	10	67.4 600m	0:11.06 600m	0:12.19 [10] (0:12.19)	5.46L		0:34.45 +3
9	14	<b>OUR JEWEL</b> Angela Jones	12	65.5 1000m	0:11.19 1200m	0:12.31 [7] (0:12.31)	5.6L		0:35.33 +0
10	7	<b>WHATSTHETIMEMRWOLF</b> Courtney Bellamy	13	65.8 1000m	0:11.15 1200m	0:12.01 [12] (0:12.01)	7.43L		0:34.86 +1

Scratched: Busker (#10), Butwedid (#4), Man Of The Town (#5), Crypto Magic (#1)

Report Created: Wed 27 August 2025 14:13 GMT+ (Note: Timing is based on position data)

Page 3/18

[ ] Ranking at each section and finish  
 -:-:- No data available at this section  
 NA No data available

SCN Saddle cloth number  
 DNF Did not finish  
 DNT Did not track

data processed by  **TRIPLESDATA**



# DoombenProfessional

## Race 3: SKY RACING Maiden Handicap - 1350m

27 August 2025 - 13:49



BRISBANE  
RACING CLUB

Track Rating: Good 4, Weather: Fine, Rail Position: +7.5m Entire

Section				200m				Last 600m	
Field Times				0:12.04 (0:12.04)				0:35.21	
Rank	TAB Horse/Jockey	Barrier	Top Speed [km/h]	Fastest Section	Margin				Distance Travelled [m]
11	13 SHE CAN SOAR Heavelon Van Der Hoven	14	65.6 1200m	0:11.14 600m	0:12.30 [11] (0:12.30)	8.03L		0:34.79	-2
12	18 MAGICAL EYE Wayne O'Connell	2	67.0 1200m	0:10.97 1200m	0:12.87 [8] (0:12.87)	8.86L		0:36.30	-3
13	17 ELROY Taylor Marshall	11	66.1 1200m	0:11.23 1200m	0:12.69 [13] (0:12.69)	11.96L		0:35.77	+5
14	15 LADY LAZARUS Nozi Tomizawa	1	66.2 1200m	0:11.13 1200m	0:12.49 [14] (0:12.49)	14.41L		0:35.74	-3

Scratched: Busker (#10), Butwedid (#4), Man Of The Town (#5), Crypto Magic (#1)

[ ] Ranking at each section and finish  
 -:-:-:- No data available at this section  
 NA No data available

SCN Saddle cloth number  
 DNF Did not finish  
 DNT Did not track



Horse/Jockey Name	Puff 'N' Harry
Final Rank	1
Fastest Section Time (Section)	0:10.89 (1200m)
Top Speed [km/h] (Section)	68.0 (1200m)
Race State	Finished



DoombenProfessional

Race 3: SKY RACING Maiden Handicap - 1350m

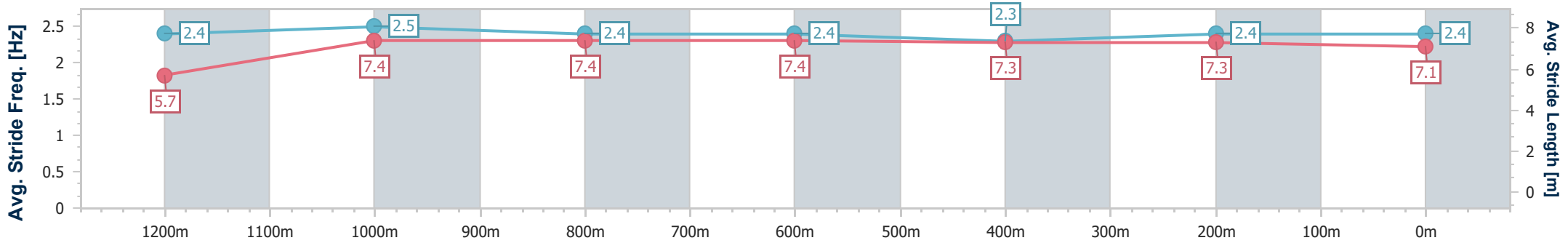
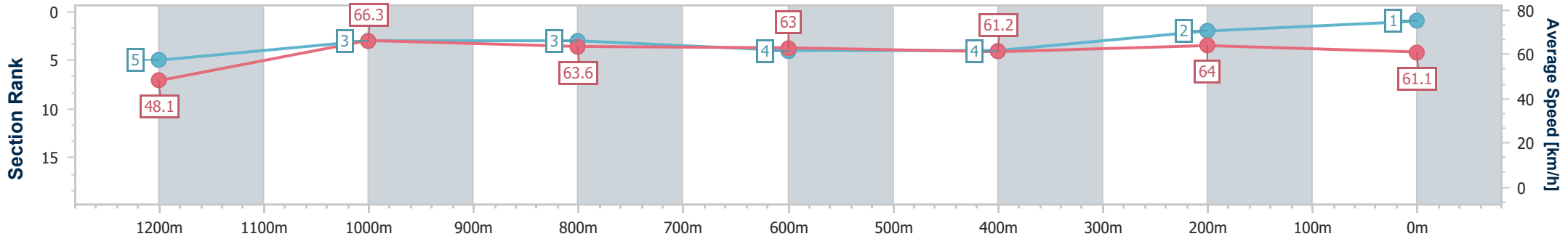
27 August 2025 - 13:49

Track Rating: Good 4, Weather: Fine, Rail Position: +7.5m Entire



BRISBANE RACING CLUB

Section	Overall	1200m	1000m	800m	600m	400m	200m
Section Times	1:19.76 [1] (0:11.23)	1:08.53 [5] (0:10.89)	0:57.64 [3] (0:11.33)	0:46.31 [3] (0:11.52)	0:34.79 [4] (0:11.73)	0:23.06 [4] (0:11.26)	0:11.80 [2] (0:11.80)
Average Speed [km/h]	48.1	66.3	63.6	63.0	61.2	64.0	61.1
Top Speed [km/h]	65.3	68.0	65.5	63.8	62.6	64.9	64.6
Avg. Dist. to Rail [m]	7.9	2.4	1.6	0.8	0.2	0.5	1.0
Avg. Stride Freq. [Hz]	2.4	2.5	2.4	2.4	2.3	2.4	2.4
Avg. Stride Length [m]	5.7	7.4	7.4	7.4	7.3	7.3	7.1



- [ ] Ranking at each section and finish
- .-.- No data available at this section
- NA No data available



Horse/Jockey Name	Some Style
Final Rank	2
Fastest Section Time (Section)	0:10.66 (1200m)
Top Speed [km/h] (Section)	68.4 (1200m)
Race State	Finished



DoombenProfessional

Race 3: SKY RACING Maiden Handicap - 1350m

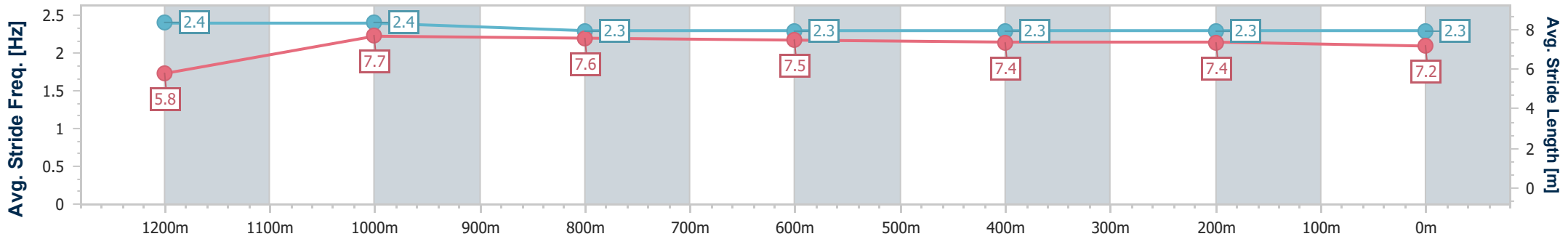
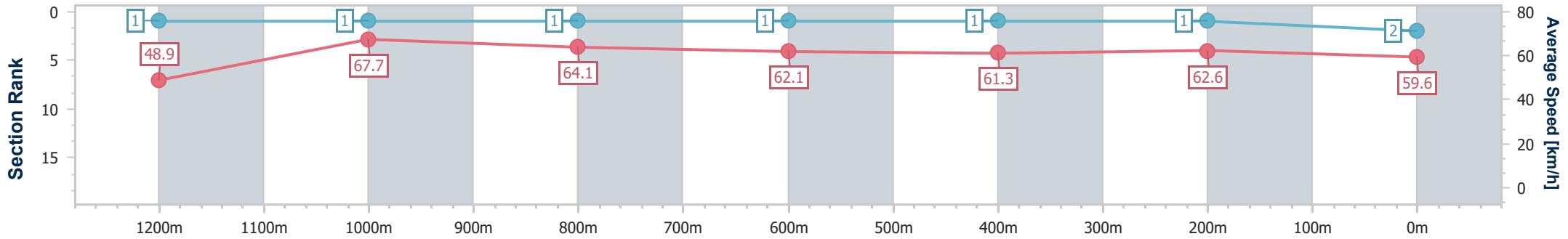
27 August 2025 - 13:49

Track Rating: Good 4, Weather: Fine, Rail Position: +7.5m Entire



BRISBANE RACING CLUB

Section	Overall	1200m	1000m	800m	600m	400m	200m
Section Times	1:19.80 [2] (0:11.03)	1:08.77 [1] (0:10.66)	0:58.11 [1] (0:11.23)	0:46.88 [1] (0:11.63)	0:35.25 [1] (0:11.72)	0:23.53 [1] (0:11.45)	0:12.08 [1] (0:12.08)
Average Speed [km/h]	48.9	67.7	64.1	62.1	61.3	62.6	59.6
Top Speed [km/h]	67.0	68.4	65.7	63.0	62.6	64.0	62.7
Avg. Dist. to Rail [m]	4.2	1.0	0.3	0.4	0.6	2.1	1.7
Avg. Stride Freq. [Hz]	2.4	2.4	2.3	2.3	2.3	2.3	2.3
Avg. Stride Length [m]	5.8	7.7	7.6	7.5	7.4	7.4	7.2



- [ ] Ranking at each section and finish
- .-.-.- No data available at this section
- NA No data available



Horse/Jockey Name	Margot's Deel
Final Rank	3
Fastest Section Time (Section)	0:11.04 (1200m)
Top Speed [km/h] (Section)	67.6 (1200m)
Race State	Finished



DoombenProfessional

Race 3: SKY RACING Maiden Handicap - 1350m

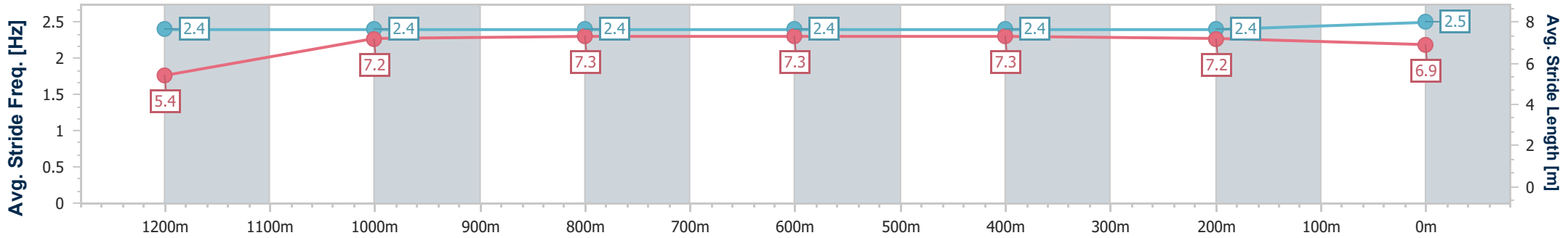
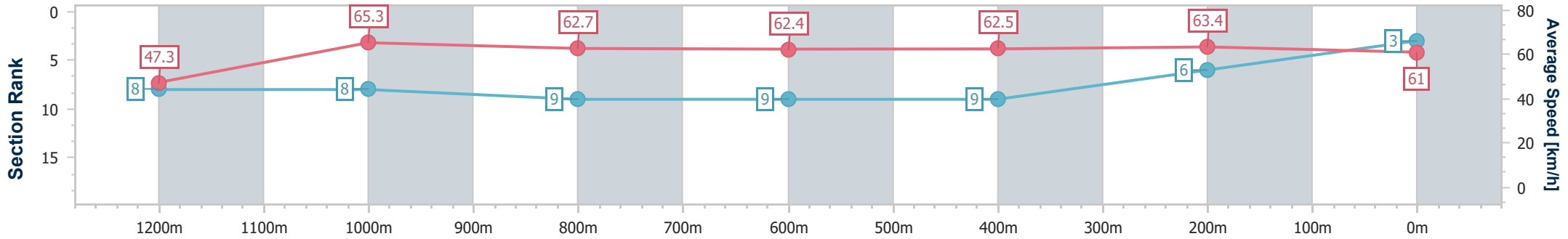
27 August 2025 - 13:49

Track Rating: Good 4, Weather: Fine, Rail Position: +7.5m Entire



BRISBANE RACING CLUB

Section	Overall	1200m	1000m	800m	600m	400m	200m
Section Times	1:20.19 [3] (0:11.41)	1:08.78 [8] (0:11.04)	0:57.74 [8] (0:11.57)	0:46.17 [9] (0:11.61)	0:34.56 [9] (0:11.46)	0:23.10 [9] (0:11.30)	0:11.80 [6] (0:11.80)
Average Speed [km/h]	47.3	65.3	62.7	62.4	62.5	63.4	61.0
Top Speed [km/h]	63.6	67.6	64.6	65.0	65.1	64.3	63.3
Avg. Dist. to Rail [m]	6.0	1.7	2.0	1.4	1.1	1.8	1.9
Avg. Stride Freq. [Hz]	2.4	2.4	2.4	2.4	2.4	2.4	2.5
Avg. Stride Length [m]	5.4	7.2	7.3	7.3	7.3	7.2	6.9



- [ ] Ranking at each section and finish
- .-.- No data available at this section
- NA No data available



Horse/Jockey Name	Jam Packed
Final Rank	4
Fastest Section Time (Section)	0:11.08 (1200m)
Top Speed [km/h] (Section)	66.7 (1200m)
Race State	Finished



DoombenProfessional

Race 3: SKY RACING Maiden Handicap - 1350m

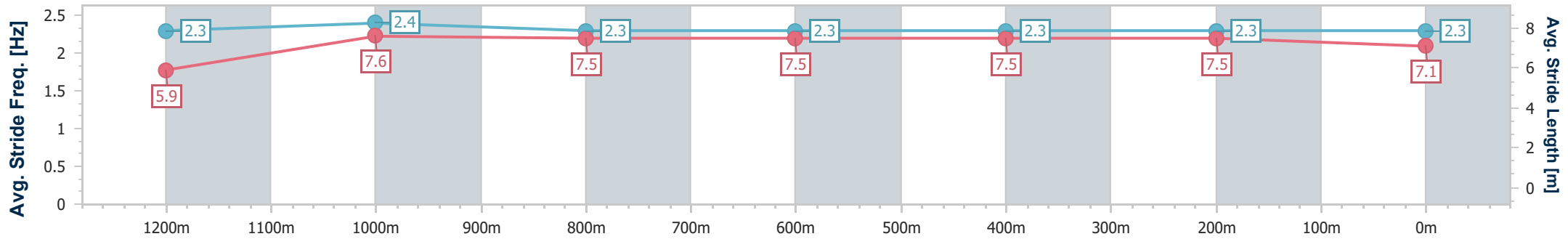
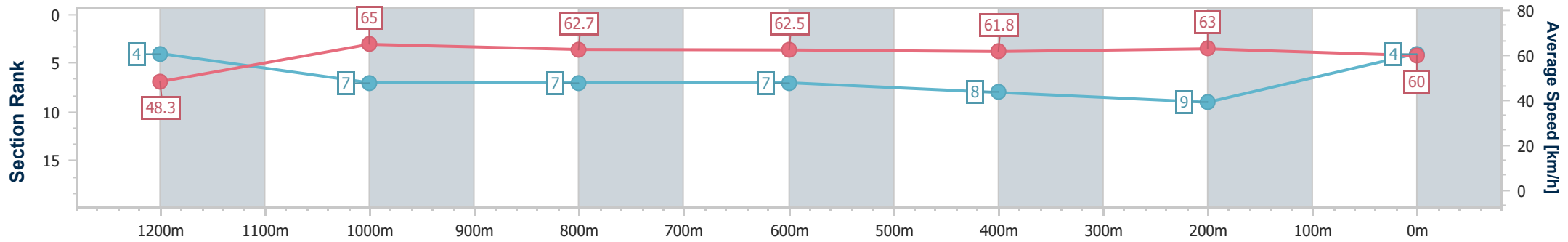
27 August 2025 - 13:49

Track Rating: Good 4, Weather: Fine, Rail Position: +7.5m Entire



BRISBANE RACING CLUB

Section	Overall	1200m	1000m	800m	600m	400m	200m
Section Times	1:20.51 [4] (0:11.22)	1:09.29 [4] (0:11.08)	0:58.21 [7] (0:11.47)	0:46.74 [7] (0:11.59)	0:35.15 [7] (0:11.69)	0:23.46 [8] (0:11.42)	0:12.04 [9] (0:12.04)
Average Speed [km/h]	48.3	65.0	62.7	62.5	61.8	63.0	60.0
Top Speed [km/h]	64.8	66.7	64.5	64.2	63.9	64.4	62.7
Avg. Dist. to Rail [m]	2.8	1.0	1.2	1.3	0.5	2.0	5.4
Avg. Stride Freq. [Hz]	2.3	2.4	2.3	2.3	2.3	2.3	2.3
Avg. Stride Length [m]	5.9	7.6	7.5	7.5	7.5	7.5	7.1



- [ ] Ranking at each section and finish
- .-.- No data available at this section
- NA No data available



Horse/Jockey Name	Moana Gold
Final Rank	5
Fastest Section Time (Section)	0:10.93 (1200m)
Top Speed [km/h] (Section)	67.1 (1200m)
Race State	Finished



DoombenProfessional

Race 3: SKY RACING Maiden Handicap - 1350m

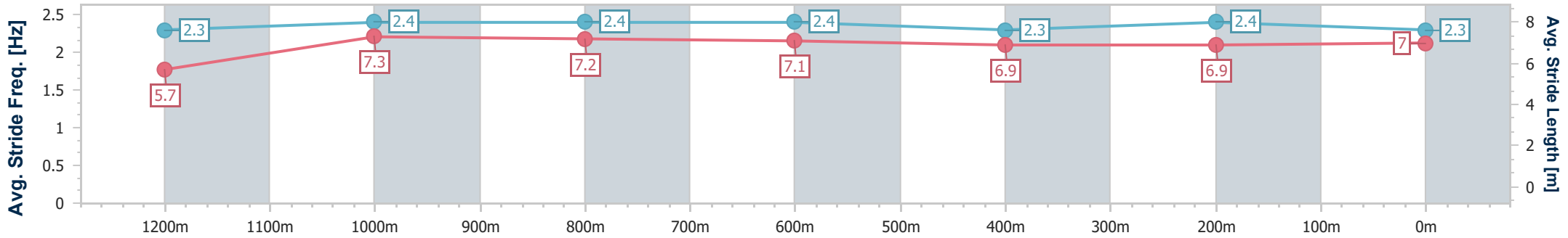
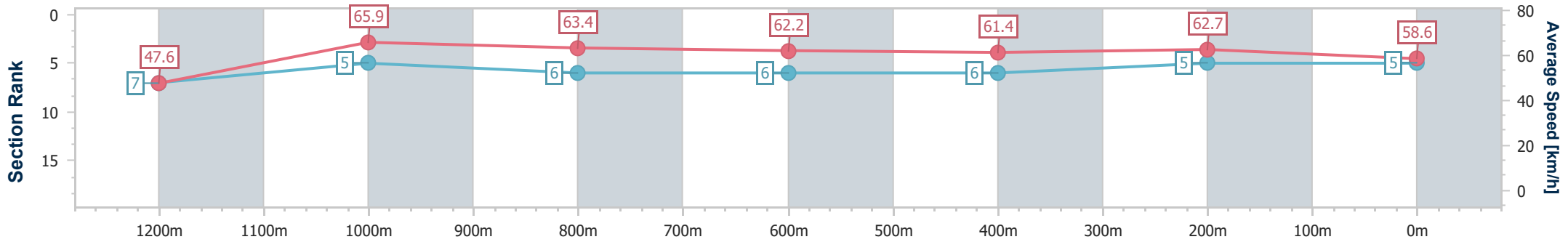
27 August 2025 - 13:49

Track Rating: Good 4, Weather: Fine, Rail Position: +7.5m Entire



BRISBANE RACING CLUB

Section	Overall	1200m	1000m	800m	600m	400m	200m
Section Times	1:20.59 [5] (0:11.32)	1:09.27 [7] (0:10.93)	0:58.34 [5] (0:11.35)	0:46.99 [6] (0:11.60)	0:35.39 [6] (0:11.63)	0:23.76 [6] (0:11.44)	0:12.32 [5] (0:12.32)
Average Speed [km/h]	47.6	65.9	63.4	62.2	61.4	62.7	58.6
Top Speed [km/h]	64.9	67.1	65.7	63.9	62.6	63.3	61.1
Avg. Dist. to Rail [m]	6.5	0.5	0.4	0.4	1.4	0.8	0.6
Avg. Stride Freq. [Hz]	2.3	2.4	2.4	2.4	2.3	2.4	2.3
Avg. Stride Length [m]	5.7	7.3	7.2	7.1	6.9	6.9	7.0



- [ ] Ranking at each section and finish
- .-.- No data available at this section
- NA No data available



Horse/Jockey Name	Parisienne Piper
Final Rank	6
Fastest Section Time (Section)	0:11.00 (1200m)
Top Speed [km/h] (Section)	66.8 (1200m)
Race State	Finished



DoombenProfessional

Race 3: SKY RACING Maiden Handicap - 1350m

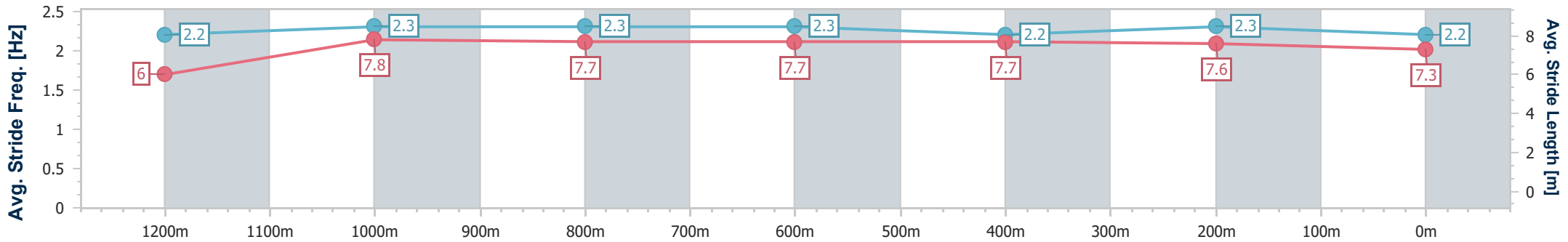
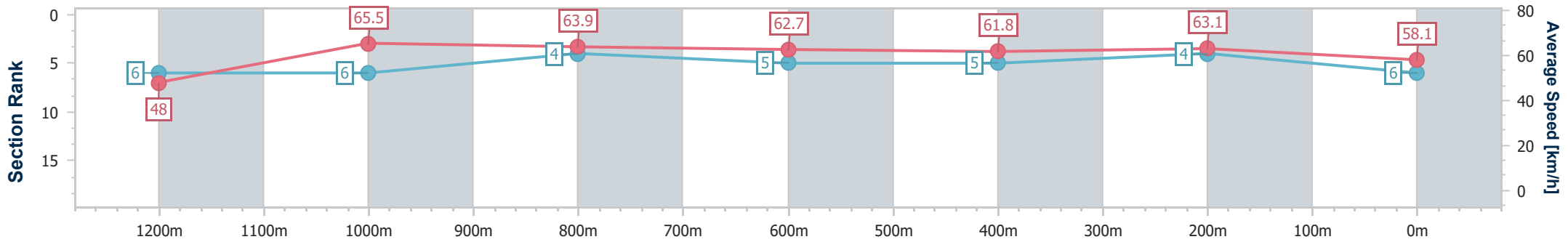
27 August 2025 - 13:49

Track Rating: Good 4, Weather: Fine, Rail Position: +7.5m Entire



BRISBANE RACING CLUB

Section	Overall	1200m	1000m	800m	600m	400m	200m
Section Times	1:20.60 [6] (0:11.26)	1:09.34 [6] (0:11.00)	0:58.34 [6] (0:11.29)	0:47.05 [4] (0:11.62)	0:35.43 [5] (0:11.64)	0:23.79 [5] (0:11.40)	0:12.39 [4] (0:12.39)
Average Speed [km/h]	48.0	65.5	63.9	62.7	61.8	63.1	58.1
Top Speed [km/h]	64.1	66.8	66.2	65.0	62.4	64.2	63.0
Avg. Dist. to Rail [m]	8.8	3.3	1.9	1.5	0.3	0.9	1.4
Avg. Stride Freq. [Hz]	2.2	2.3	2.3	2.3	2.2	2.3	2.2
Avg. Stride Length [m]	6.0	7.8	7.7	7.7	7.7	7.6	7.3



- [ ] Ranking at each section and finish
- .-.- No data available at this section
- NA No data available





Horse/Jockey Name	Aspire To Win
Final Rank	7
Fastest Section Time (Section)	0:10.77 (1200m)
Top Speed [km/h] (Section)	67.5 (1200m)
Race State	Finished



DoombenProfessional

Race 3: SKY RACING Maiden Handicap - 1350m

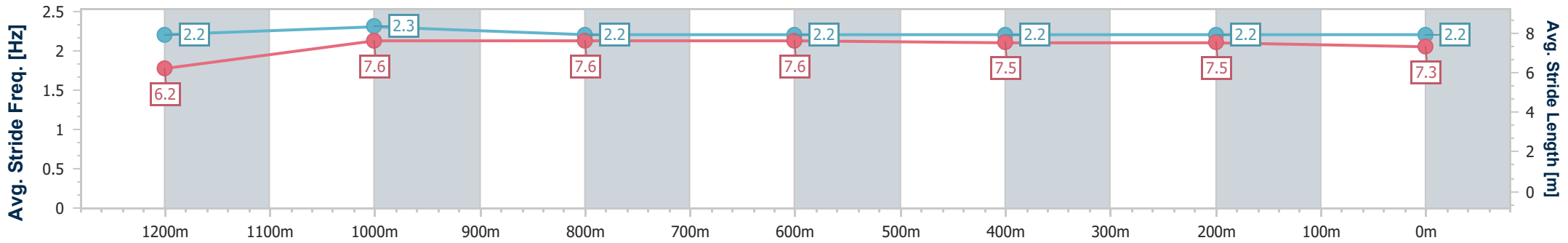
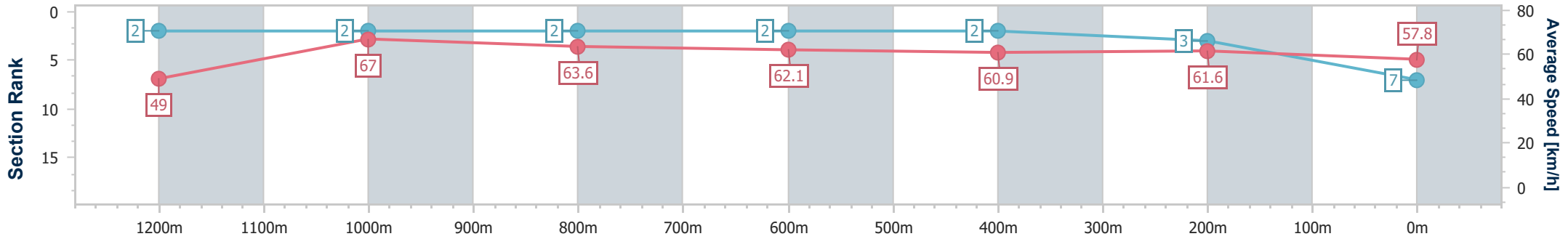
27 August 2025 - 13:49

Track Rating: Good 4, Weather: Fine, Rail Position: +7.5m Entire



BRISBANE RACING CLUB

Section	Overall	1200m	1000m	800m	600m	400m	200m
Section Times	1:20.64 [7] (0:11.05)	1:09.59 [2] (0:10.77)	0:58.82 [2] (0:11.36)	0:47.46 [2] (0:11.62)	0:35.84 [2] (0:11.78)	0:24.06 [2] (0:11.62)	0:12.44 [3] (0:12.44)
Average Speed [km/h]	49.0	67.0	63.6	62.1	60.9	61.6	57.8
Top Speed [km/h]	65.9	67.5	65.8	62.9	62.6	63.0	60.1
Avg. Dist. to Rail [m]	5.7	2.5	1.4	0.9	0.9	1.1	0.4
Avg. Stride Freq. [Hz]	2.2	2.3	2.2	2.2	2.2	2.2	2.2
Avg. Stride Length [m]	6.2	7.6	7.6	7.6	7.5	7.5	7.3



- [ ] Ranking at each section and finish
- .-.-.- No data available at this section
- NA No data available



Horse/Jockey Name	What Artists Do
Final Rank	8
Fastest Section Time (Section)	0:11.06 (600m)
Top Speed [km/h] (Section)	67.4 (600m)
Race State	Finished



DoombenProfessional

Race 3: SKY RACING Maiden Handicap - 1350m

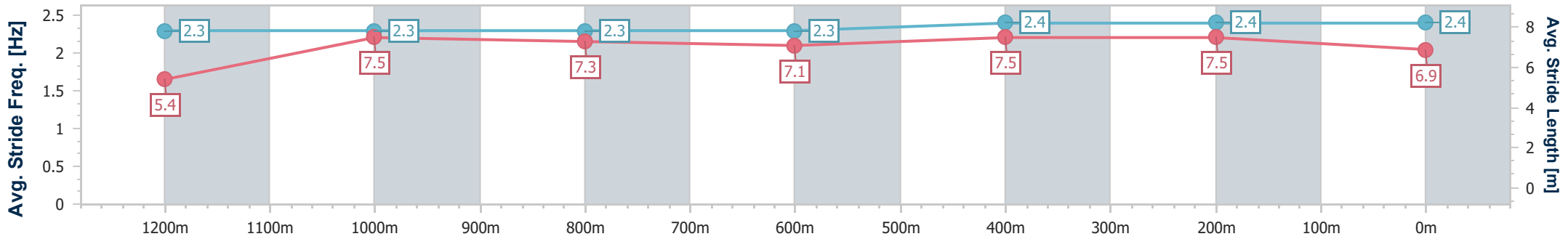
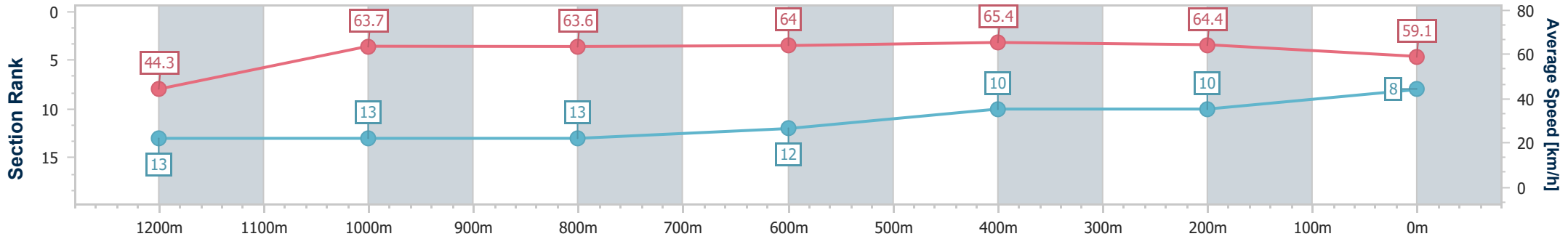
27 August 2025 - 13:49

Track Rating: Good 4, Weather: Fine, Rail Position: +7.5m Entire



BRISBANE RACING CLUB

Section	Overall	1200m	1000m	800m	600m	400m	200m
Section Times	1:20.69 [8] (0:12.18)	1:08.51 [13] (0:11.30)	0:57.21 [13] (0:11.41)	0:45.80 [13] (0:11.35)	0:34.45 [12] (0:11.06)	0:23.39 [10] (0:11.20)	0:12.19 [10] (0:12.19)
Average Speed [km/h]	44.3	63.7	63.6	64.0	65.4	64.4	59.1
Top Speed [km/h]	59.3	66.8	65.3	66.7	67.4	65.9	63.0
Avg. Dist. to Rail [m]	9.1	3.3	2.0	1.8	1.2	3.0	5.7
Avg. Stride Freq. [Hz]	2.3	2.3	2.3	2.3	2.4	2.4	2.4
Avg. Stride Length [m]	5.4	7.5	7.3	7.1	7.5	7.5	6.9



- [ ] Ranking at each section and finish
- .-.- No data available at this section
- NA No data available



Horse/Jockey Name	Our Jewel
Final Rank	9
Fastest Section Time (Section)	0:11.19 (1200m)
Top Speed [km/h] (Section)	65.5 (1000m)
Race State	Finished



DoombenProfessional

Race 3: SKY RACING Maiden Handicap - 1350m

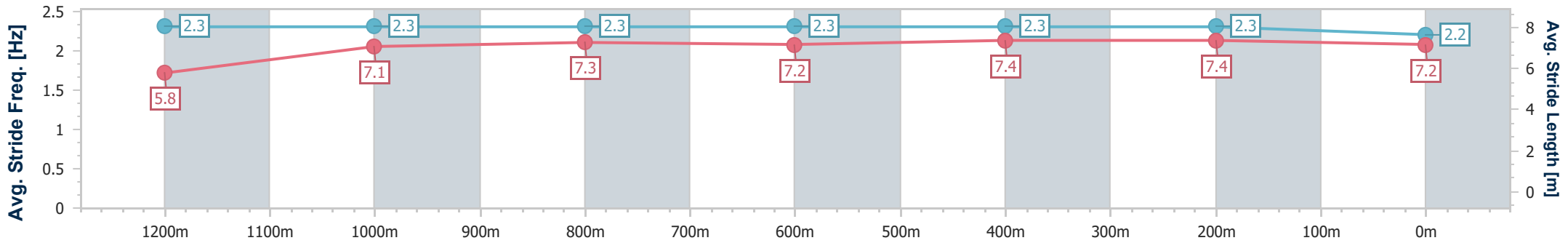
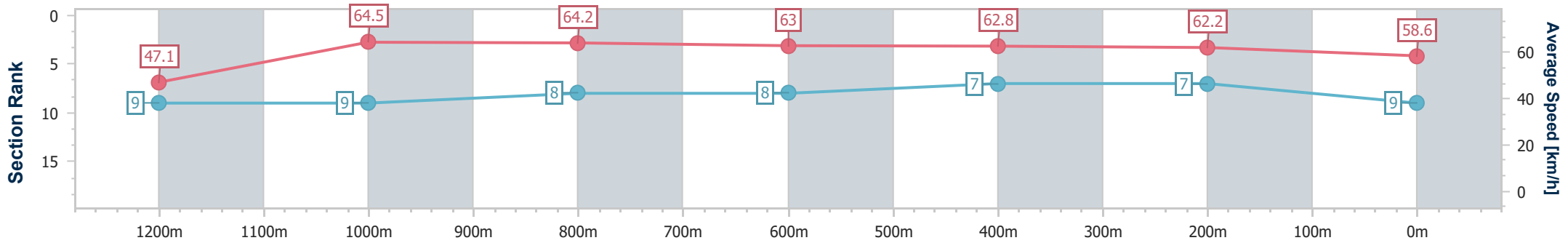
27 August 2025 - 13:49

Track Rating: Good 4, Weather: Fine, Rail Position: +7.5m Entire



BRISBANE RACING CLUB

Section	Overall	1200m	1000m	800m	600m	400m	200m
Section Times	1:20.71 [9] (0:11.48)	1:09.23 [9] (0:11.19)	0:58.04 [9] (0:11.27)	0:46.77 [8] (0:11.44)	0:35.33 [8] (0:11.46)	0:23.87 [7] (0:11.56)	0:12.31 [7] (0:12.31)
Average Speed [km/h]	47.1	64.5	64.2	63.0	62.8	62.2	58.6
Top Speed [km/h]	62.0	65.4	65.5	65.3	65.4	64.3	60.4
Avg. Dist. to Rail [m]	11.2	3.3	1.2	0.7	0.4	0.6	1.0
Avg. Stride Freq. [Hz]	2.3	2.3	2.3	2.3	2.3	2.3	2.2
Avg. Stride Length [m]	5.8	7.1	7.3	7.2	7.4	7.4	7.2



- [ ] Ranking at each section and finish
- .-.- No data available at this section
- NA No data available



Horse/Jockey Name	WhatsthemrWolf
Final Rank	10
Fastest Section Time (Section)	0:11.15 (1200m)
Top Speed [km/h] (Section)	65.8 (1000m)
Race State	Finished



DoombenProfessional

Race 3: SKY RACING Maiden Handicap - 1350m

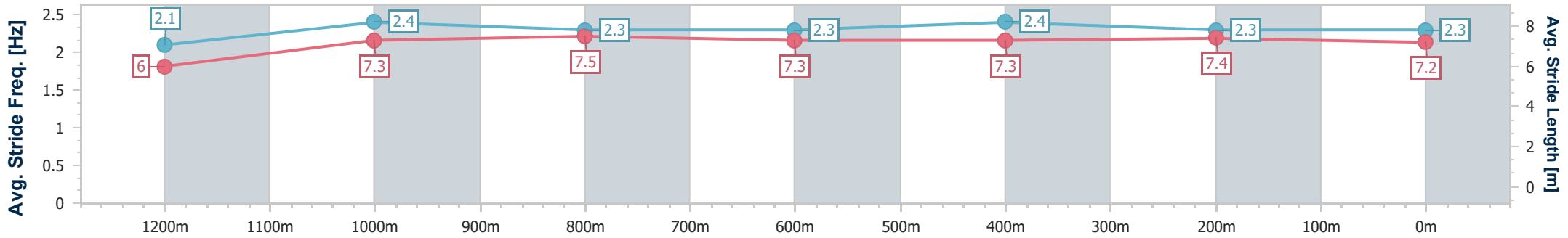
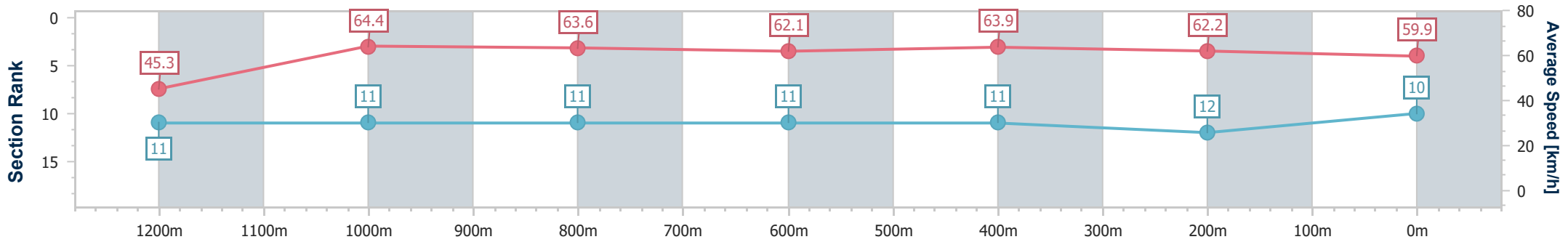
27 August 2025 - 13:49

Track Rating: Good 4, Weather: Fine, Rail Position: +7.5m Entire



BRISBANE RACING CLUB

Section	Overall	1200m	1000m	800m	600m	400m	200m
Section Times	1:21.02 [10] (0:11.94)	1:09.08 [11] (0:11.15)	0:57.93 [11] (0:11.39)	0:46.54 [11] (0:11.68)	0:34.86 [11] (0:11.27)	0:23.59 [11] (0:11.58)	0:12.01 [12] (0:12.01)
Average Speed [km/h]	45.3	64.4	63.6	62.1	63.9	62.2	59.9
Top Speed [km/h]	61.7	65.6	65.8	64.2	65.1	63.1	62.4
Avg. Dist. to Rail [m]	10.7	2.7	1.7	1.2	0.5	0.9	2.3
Avg. Stride Freq. [Hz]	2.1	2.4	2.3	2.3	2.4	2.3	2.3
Avg. Stride Length [m]	6.0	7.3	7.5	7.3	7.3	7.4	7.2



- [ ] Ranking at each section and finish
- .-.- No data available at this section
- NA No data available



Horse/Jockey Name	She Can Soar
Final Rank	11
Fastest Section Time (Section)	0:11.14 (600m)
Top Speed [km/h] (Section)	65.6 (1200m)
Race State	Finished



DoombenProfessional

Race 3: SKY RACING Maiden Handicap - 1350m

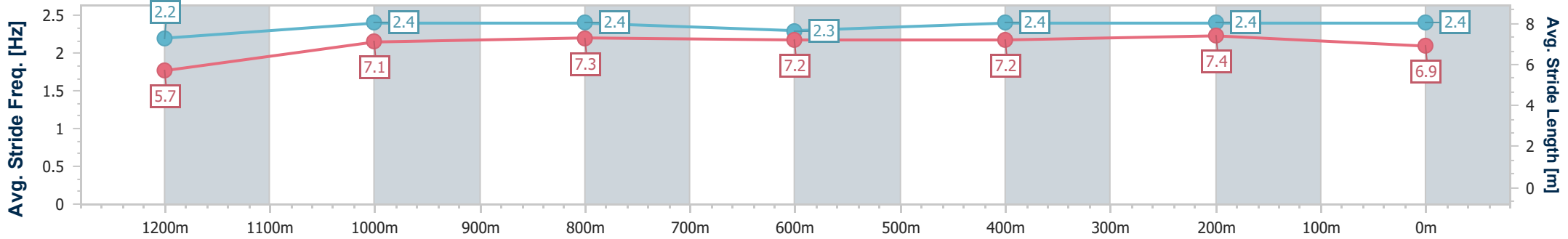
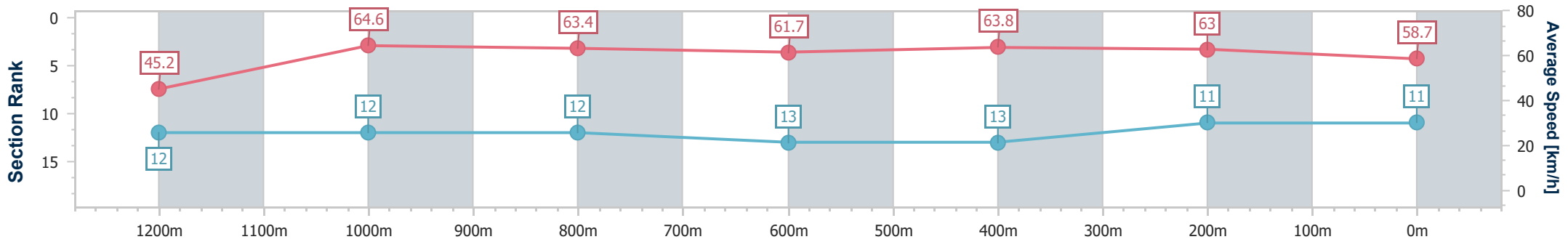
27 August 2025 - 13:49

Track Rating: Good 4, Weather: Fine, Rail Position: +7.5m Entire



BRISBANE RACING CLUB

Section	Overall	1200m	1000m	800m	600m	400m	200m
Section Times	1:21.12 [11] (0:12.00)	1:09.12 [12] (0:11.18)	0:57.94 [12] (0:11.41)	0:46.53 [12] (0:11.74)	0:34.79 [13] (0:11.14)	0:23.65 [13] (0:11.35)	0:12.30 [11] (0:12.30)
Average Speed [km/h]	45.2	64.6	63.4	61.7	63.8	63.0	58.7
Top Speed [km/h]	61.2	65.6	64.8	63.1	64.1	63.9	61.7
Avg. Dist. to Rail [m]	12.5	3.0	1.8	1.2	1.9	1.5	2.1
Avg. Stride Freq. [Hz]	2.2	2.4	2.4	2.3	2.4	2.4	2.4
Avg. Stride Length [m]	5.7	7.1	7.3	7.2	7.2	7.4	6.9



- [ ] Ranking at each section and finish
- .-.- No data available at this section
- NA No data available



Horse/Jockey Name	Magical Eye
Final Rank	12
Fastest Section Time (Section)	0:10.97 (1200m)
Top Speed [km/h] (Section)	67.0 (1200m)
Race State	Finished



DoombenProfessional

Race 3: SKY RACING Maiden Handicap - 1350m

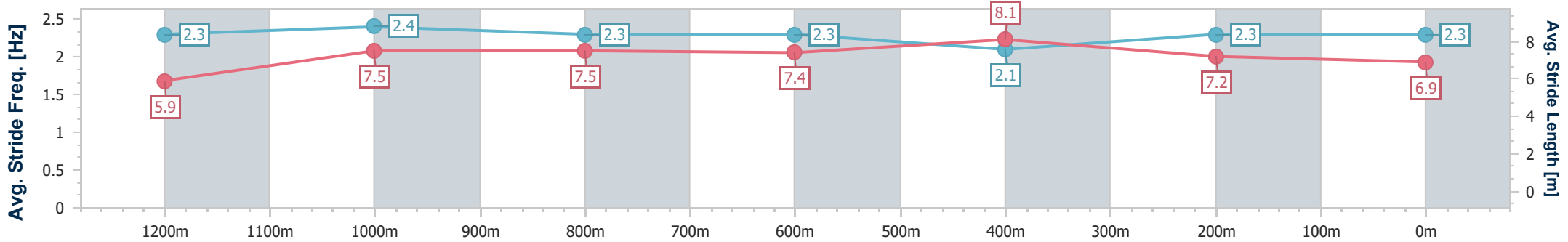
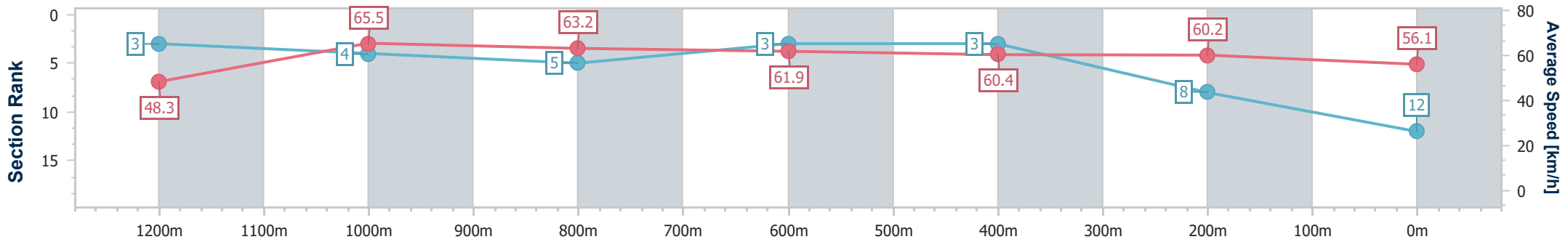
27 August 2025 - 13:49

Track Rating: Good 4, Weather: Fine, Rail Position: +7.5m Entire



BRISBANE RACING CLUB

Section	Overall	1200m	1000m	800m	600m	400m	200m
Section Times	1:21.27 [12] (0:11.21)	1:10.06 [3] (0:10.97)	0:59.09 [4] (0:11.39)	0:47.70 [5] (0:11.40)	0:36.30 [3] (0:11.61)	0:24.69 [3] (0:11.82)	0:12.87 [8] (0:12.87)
Average Speed [km/h]	48.3	65.5	63.2	61.9	60.4	60.2	56.1
Top Speed [km/h]	66.2	67.0	64.7	62.8	61.5	62.4	59.4
Avg. Dist. to Rail [m]	2.0	0.6	0.8	3.7	4.6	4.3	2.6
Avg. Stride Freq. [Hz]	2.3	2.4	2.3	2.3	2.1	2.3	2.3
Avg. Stride Length [m]	5.9	7.5	7.5	7.4	8.1	7.2	6.9



- [ ] Ranking at each section and finish
- .-.- No data available at this section
- NA No data available



Horse/Jockey Name	Elroy
Final Rank	13
Fastest Section Time (Section)	0:11.23 (1200m)
Top Speed [km/h] (Section)	66.1 (1200m)
Race State	Finished



DoombenProfessional

Race 3: SKY RACING Maiden Handicap - 1350m

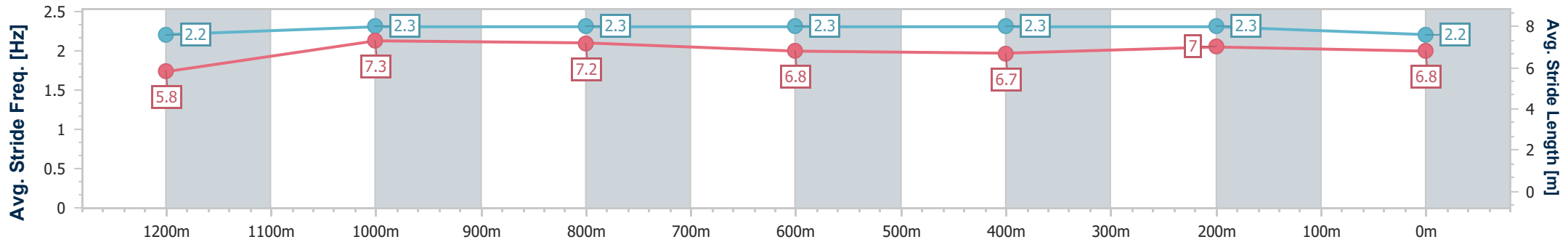
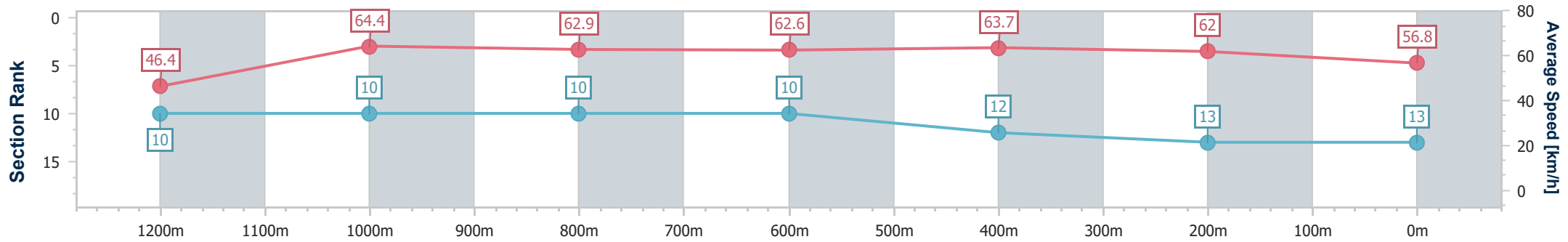
27 August 2025 - 13:49

Track Rating: Good 4, Weather: Fine, Rail Position: +7.5m Entire



BRISBANE RACING CLUB

Section	Overall	1200m	1000m	800m	600m	400m	200m
Section Times	1:21.79 [13] (0:11.64)	1:10.15 [10] (0:11.23)	0:58.92 [10] (0:11.49)	0:47.43 [10] (0:11.66)	0:35.77 [10] (0:11.44)	0:24.33 [12] (0:11.64)	0:12.69 [13] (0:12.69)
Average Speed [km/h]	46.4	64.4	62.9	62.6	63.7	62.0	56.8
Top Speed [km/h]	61.7	66.1	64.1	64.4	65.1	64.1	62.1
Avg. Dist. to Rail [m]	9.3	1.5	1.1	2.9	2.7	1.9	5.3
Avg. Stride Freq. [Hz]	2.2	2.3	2.3	2.3	2.3	2.3	2.2
Avg. Stride Length [m]	5.8	7.3	7.2	6.8	6.7	7.0	6.8



- [ ] Ranking at each section and finish
- .-.- No data available at this section
- NA No data available



Horse/Jockey Name	Lady Lazarus
Final Rank	14
Fastest Section Time (Section)	0:11.13 (1200m)
Top Speed [km/h] (Section)	66.2 (1200m)
Race State	Finished



DoombenProfessional

Race 3: SKY RACING Maiden Handicap - 1350m

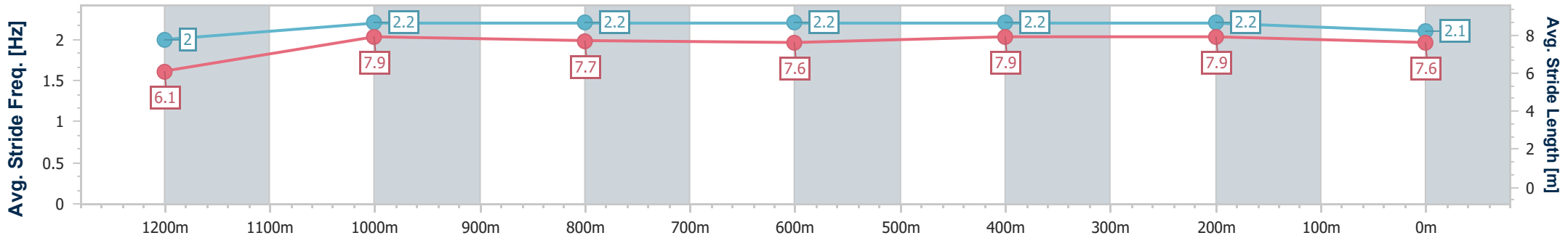
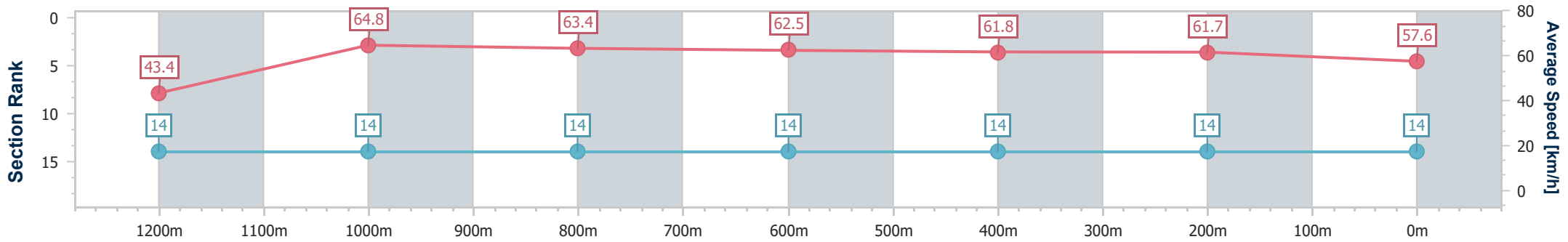
27 August 2025 - 13:49

Track Rating: Good 4, Weather: Fine, Rail Position: +7.5m Entire



BRISBANE RACING CLUB

Section	Overall	1200m	1000m	800m	600m	400m	200m
Section Times	1:22.21 [14] (0:12.47)	1:09.74 [14] (0:11.13)	0:58.61 [14] (0:11.36)	0:47.25 [14] (0:11.51)	0:35.74 [14] (0:11.60)	0:24.14 [14] (0:11.65)	0:12.49 [14] (0:12.49)
Average Speed [km/h]	43.4	64.8	63.4	62.5	61.8	61.7	57.6
Top Speed [km/h]	61.0	66.2	64.3	63.7	63.5	63.1	60.3
Avg. Dist. to Rail [m]	2.5	1.3	0.7	0.3	0.7	1.2	2.7
Avg. Stride Freq. [Hz]	2.0	2.2	2.2	2.2	2.2	2.2	2.1
Avg. Stride Length [m]	6.1	7.9	7.7	7.6	7.9	7.9	7.6



- [ ] Ranking at each section and finish
- .-.- No data available at this section
- NA No data available





**DoombenProfessional**  
**Race 4: TRACKSIDE WITH RICKY PONTING** Colts, Geldings and Entires  
**Class 1 Plate - 1200m**  
**27 August 2025 - 14:21**



BRISBANE  
RACING CLUB

Track Rating: Good 4, Weather: Fine, Rail Position: +7.5m Entire

Section		Field Times											Last 600m	
		Overall	1000m	800m	600m	400m	200m						0:34.66	
		1:09.76 (0:13.27)	0:56.49 (0:10.77)	0:45.72 (0:11.06)	0:34.66 (0:11.14)	0:23.52 (0:11.30)	0:12.22 (0:12.22)							
Rank	TAB Horse/Jockey	Barrier	Top Speed [km/h]	Fastest Section								Margin	Distance Travelled [m]	
1	13 FROSTFIRE Jag Guthmann-Chester	2	68.4 Overall	0:10.77 1000m	1:09.76 [1] (0:13.27)	0:56.49 [1] (0:10.77)	0:45.72 [1] (0:11.14)	0:34.58 [2] (0:11.26)	0:23.32 [2] (0:11.10)	0:12.22 [1] (0:12.22)	1:09.76	0:34.58		
2	4 GRAMMAR LAD Cejay Graham	7	67.1 1000m	0:10.89 1000m	1:09.82 [2] (0:13.46)	0:56.36 [3] (0:10.89)	0:45.47 [4] (0:11.12)	0:34.35 [5] (0:11.23)	0:23.12 [5] (0:11.10)	0:12.02 [3] (0:12.02)	0.38L	0:34.35	+4	
3	1 ADRANOS Ryan Maloney	1	68.3 1000m	0:10.76 1000m	1:09.83 [3] (0:13.60)	0:56.23 [5] (0:10.76)	0:45.47 [5] (0:11.07)	0:34.40 [4] (0:11.18)	0:23.22 [4] (0:11.22)	0:12.00 [4] (0:12.00)	0.4L	0:34.40	+0	
4	5 MERCIAN Georgina Cartwright	4	68.8 1000m	0:10.72 1000m	1:09.94 [4] (0:13.41)	0:56.53 [2] (0:10.72)	0:45.81 [2] (0:10.97)	0:34.84 [1] (0:11.14)	0:23.70 [1] (0:11.32)	0:12.38 [2] (0:12.38)	1.03L	0:34.84	+0	
5	2 CHAMIERRO Martin Harley	10	67.2 1000m	0:10.94 800m	1:10.04 [5] (0:13.93)	0:56.11 [9] (0:11.03)	0:45.08 [7] (0:10.94)	0:34.14 [7] (0:11.00)	0:23.14 [6] (0:11.09)	0:12.05 [6] (0:12.05)	1.64L	0:34.14	-1	
6	12 WINCHMAN Ben Thompson	11	68.4 1000m	0:10.78 1000m	1:10.49 [6] (0:13.47)	0:57.02 [4] (0:10.78)	0:46.24 [3] (0:11.07)	0:35.17 [3] (0:11.17)	0:24.00 [3] (0:11.40)	0:12.60 [5] (0:12.60)	4.28L	0:35.17	+3	
7	9 READY TO IGNITE Luke Dempsey	5	67.7 1000m	0:10.99 800m	1:10.56 [7] (0:13.95)	0:56.61 [10] (0:11.03)	0:45.58 [9] (0:10.99)	0:34.59 [8] (0:11.16)	0:23.43 [7] (0:11.25)	0:12.18 [7] (0:12.18)	4.72L	0:34.59	+1	
8	6 MINOR KEY Dan McGillivray	9	66.6 800m	0:11.11 1000m	1:11.03 [8] (0:13.87)	0:57.16 [8] (0:11.11)	0:46.05 [10] (0:11.17)	0:34.88 [10] (0:11.26)	0:23.62 [9] (0:11.30)	0:12.32 [9] (0:12.32)	7.49L	0:34.88	+3	
9	8 OUR DRUMMER Karl Zechner	6	67.6 Overall	0:11.09 800m	1:11.42 [9] (0:13.86)	0:57.56 [7] (0:11.10)	0:46.46 [8] (0:11.09)	0:35.37 [9] (0:11.37)	0:24.00 [10] (0:11.45)	0:12.55 [10] (0:12.55)	9.75L	0:35.37	+4	
10	3 GONE BANANAS Justin Huxtable	3	66.9 1000m	0:11.00 1000m	1:11.54 [10] (0:13.75)	0:57.79 [6] (0:11.00)	0:46.79 [6] (0:11.13)	0:35.66 [6] (0:11.31)	0:24.35 [8] (0:11.46)	0:12.89 [8] (0:12.89)	10.47L	0:35.66	+3	

Scratched: Starlight Nation (#11), Mofeed (#7)

[ ] Ranking at each section and finish  
 -:-:- No data available at this section  
 NA No data available  
 SCN Saddle cloth number  
 DNF Did not finish  
 DNT Did not track



**DoombenProfessional**  
**Race 4: TRACKSIDE WITH RICKY PONTING** Colts, Geldings and Entires  
**Class 1 Plate - 1200m**  
**27 August 2025 - 14:21**



Track Rating: Good 4, Weather: Fine, Rail Position: +7.5m Entire

Section	Overall	1000m	800m	600m	400m	200m	Last 600m
Field Times	1:09.76 (0:13.27)	0:56.49 (0:10.77)	0:45.72 (0:11.06)	0:34.66 (0:11.14)	0:23.52 (0:11.30)	0:12.22 (0:12.22)	0:34.66

Rank	TAB	Horse/Jockey	Barrier	Top Speed [km/h]	Fastest Section	Margin	Distance Travelled [m]
11	10	<b>ROCKY REWARD</b>	8	68.4	0:10.87	10.59L	-1
		Corey Sutherland		1000m	1000m		

Scratched: Starlight Nation (#11), Mofeed (#7)

[ ] Ranking at each section and finish  
 -:-:- No data available at this section  
 NA No data available

SCN Saddle cloth number  
 DNF Did not finish  
 DNT Did not track



Horse/Jockey Name	Frostfire
Final Rank	1
Fastest Section Time (Section)	0:10.77 (1000m)
Top Speed [km/h] (Section)	68.4 (Overall)
Race State	Finished

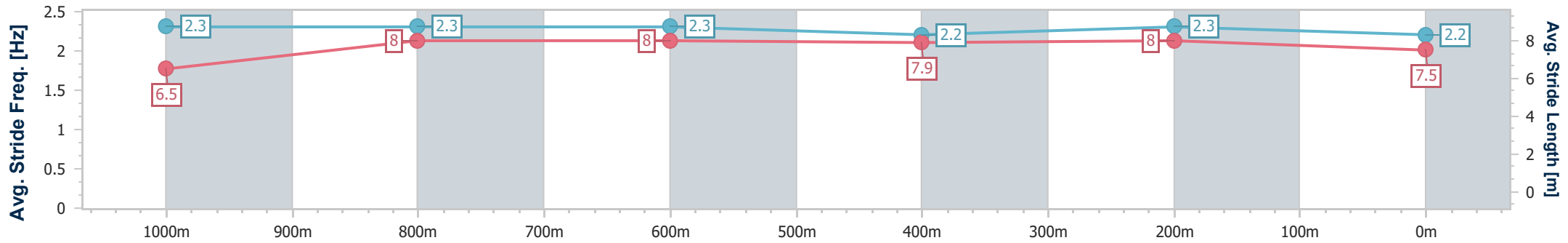
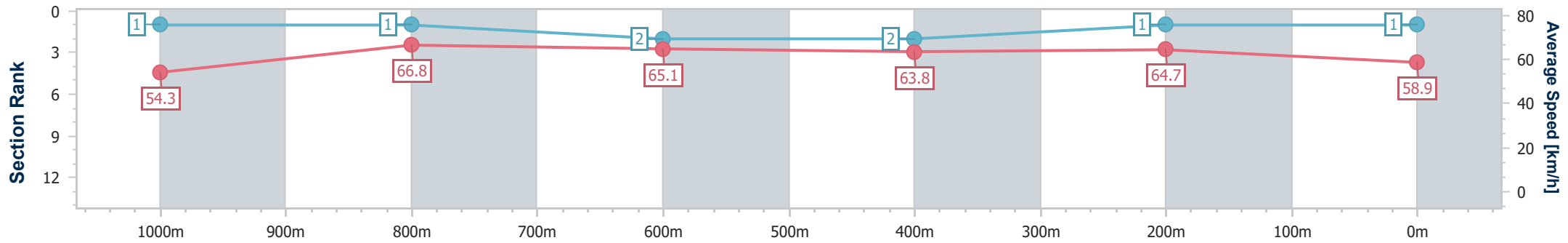


**DoombenProfessional**  
**Race 4: TRACKSIDE WITH RICKY PONTING** Colts, Geldings  
 and Entires Class 1 Plate - 1200m  
 27 August 2025 - 14:21  
 Track Rating: Good 4, Weather: Fine, Rail Position: +7.5m Entire



BRISBANE  
RACING CLUB

Section	Overall	1000m	800m	600m	400m	200m
Section Times	1:09.76 [1] (0:13.27)	0:56.49 [1] (0:10.77)	0:45.72 [1] (0:11.14)	0:34.58 [2] (0:11.26)	0:23.32 [2] (0:11.10)	0:12.22 [1] (0:12.22)
Average Speed [km/h]	54.3	66.8	65.1	63.8	64.7	58.9
Top Speed [km/h]	68.4	68.2	66.4	64.8	67.4	63.7
Avg. Dist. to Rail [m]	1.4	0.3	1.3	0.6	0.9	1.1
Avg. Stride Freq. [Hz]	2.3	2.3	2.3	2.2	2.3	2.2
Avg. Stride Length [m]	6.5	8.0	8.0	7.9	8.0	7.5



- [ ] Ranking at each section and finish
- .-.- No data available at this section
- NA No data available



Horse/Jockey Name	Grammar Lad
Final Rank	2
Fastest Section Time (Section)	0:10.89 (1000m)
Top Speed [km/h] (Section)	67.1 (1000m)
Race State	Finished



**DoombenProfessional**  
**Race 4: TRACKSIDE WITH RICKY PONTING** Colts, Geldings  
 and Entires Class 1 Plate - 1200m

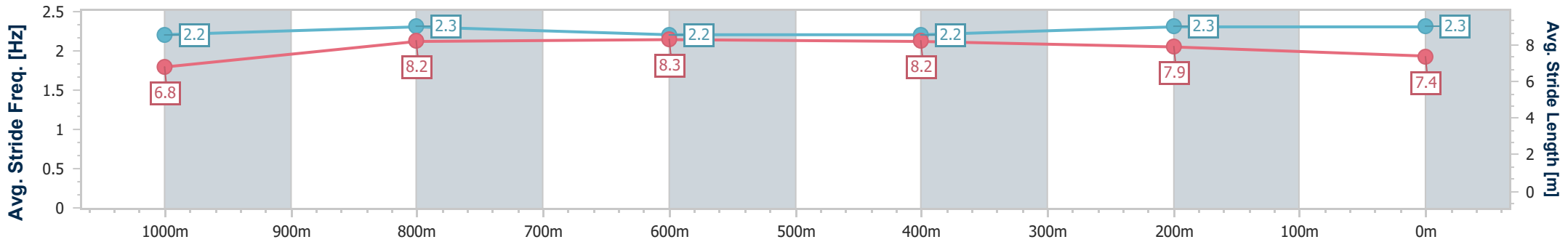
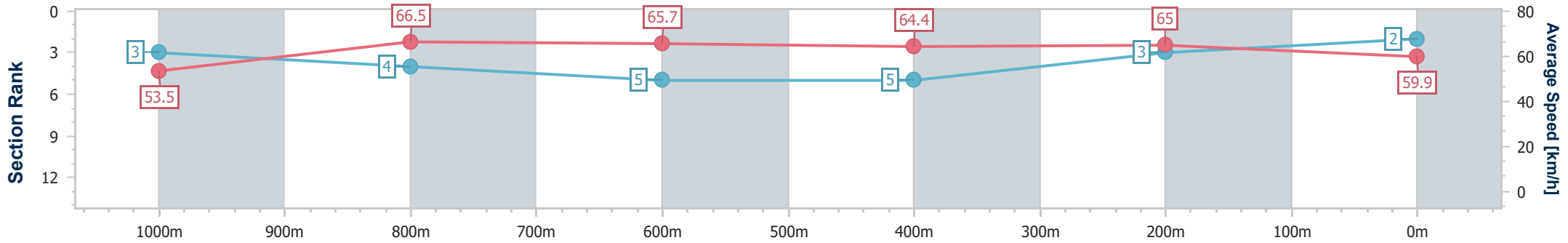
27 August 2025 - 14:21

Track Rating: Good 4, Weather: Fine, Rail Position: +7.5m Entire



BRISBANE  
RACING CLUB

Section	Overall	1000m	800m	600m	400m	200m
Section Times	1:09.82 [2] (0:13.46)	0:56.36 [3] (0:10.89)	0:45.47 [4] (0:11.12)	0:34.35 [5] (0:11.23)	0:23.12 [5] (0:11.10)	0:12.02 [3] (0:12.02)
Average Speed [km/h]	53.5	66.5	65.7	64.4	65.0	59.9
Top Speed [km/h]	66.8	67.1	66.7	65.1	66.6	63.4
Avg. Dist. to Rail [m]	5.7	2.0	2.8	1.0	2.0	3.2
Avg. Stride Freq. [Hz]	2.2	2.3	2.2	2.2	2.3	2.3
Avg. Stride Length [m]	6.8	8.2	8.3	8.2	7.9	7.4



- [ ] Ranking at each section and finish
- .-.- No data available at this section
- NA No data available



Horse/Jockey Name	Adranos
Final Rank	3
Fastest Section Time (Section)	0:10.76 (1000m)
Top Speed [km/h] (Section)	68.3 (1000m)
Race State	Finished

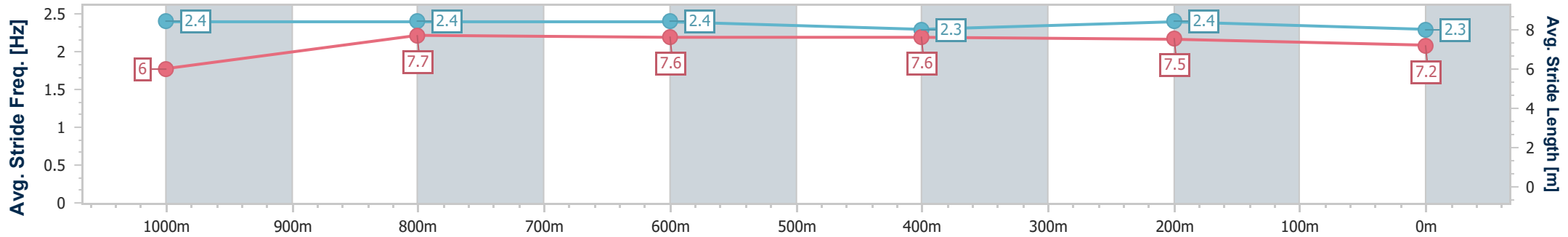
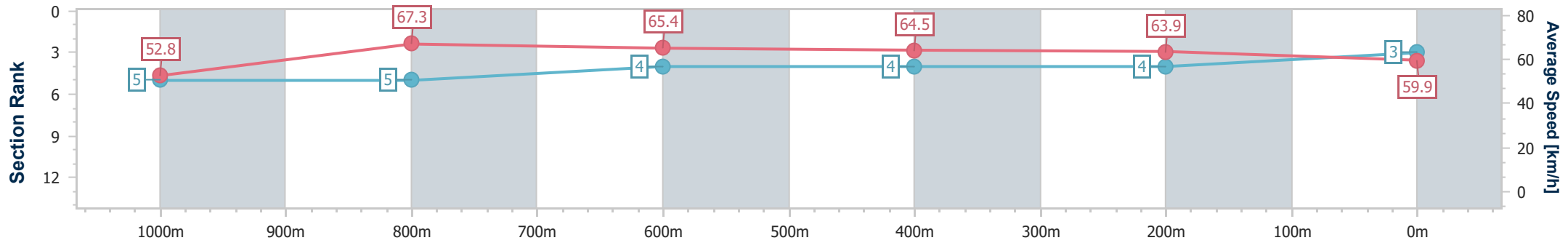


**DoombenProfessional**  
**Race 4: TRACKSIDE WITH RICKY PONTING** Colts, Geldings  
 and Entires Class 1 Plate - 1200m  
 27 August 2025 - 14:21  
 Track Rating: Good 4, Weather: Fine, Rail Position: +7.5m Entire



BRISBANE  
RACING CLUB

Section	Overall	1000m	800m	600m	400m	200m
Section Times	1:09.83 [3] (0:13.60)	0:56.23 [5] (0:10.76)	0:45.47 [5] (0:11.07)	0:34.40 [4] (0:11.18)	0:23.22 [4] (0:11.22)	0:12.00 [4] (0:12.00)
Average Speed [km/h]	52.8	67.3	65.4	64.5	63.9	59.9
Top Speed [km/h]	68.1	68.3	66.3	66.3	65.9	63.3
Avg. Dist. to Rail [m]	0.9	0.6	1.3	0.7	1.0	1.4
Avg. Stride Freq. [Hz]	2.4	2.4	2.4	2.3	2.4	2.3
Avg. Stride Length [m]	6.0	7.7	7.6	7.6	7.5	7.2



- [ ] Ranking at each section and finish
- .-.- No data available at this section
- NA No data available



Horse/Jockey Name	Mercian
Final Rank	4
Fastest Section Time (Section)	0:10.72 (1000m)
Top Speed [km/h] (Section)	68.8 (1000m)
Race State	Finished



**DoombenProfessional**  
**Race 4: TRACKSIDE WITH RICKY PONTING** Colts, Geldings  
 and Entires Class 1 Plate - 1200m

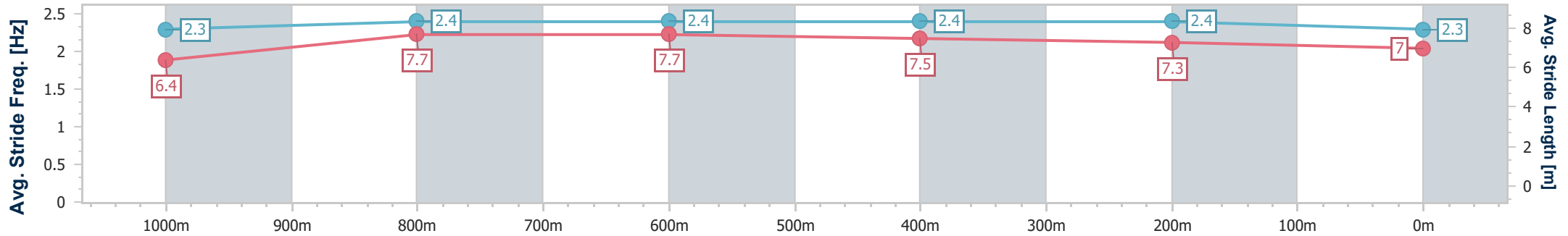
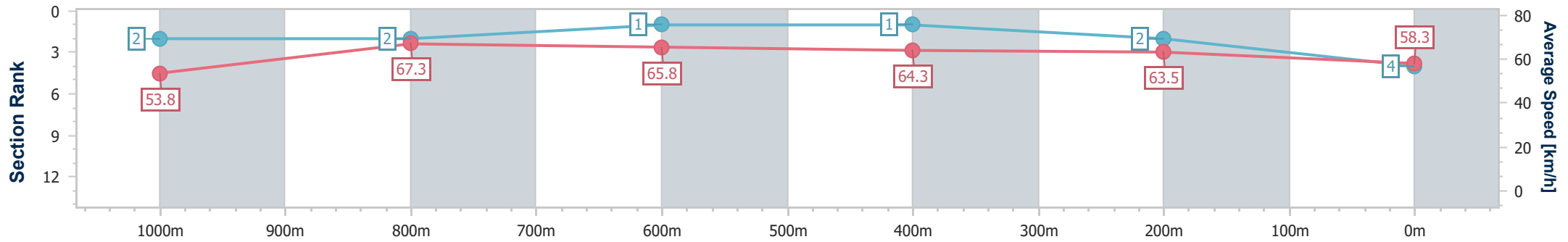
27 August 2025 - 14:21

Track Rating: Good 4, Weather: Fine, Rail Position: +7.5m Entire



BRISBANE  
RACING CLUB

Section	Overall	1000m	800m	600m	400m	200m
Section Times	1:09.94 [4] (0:13.41)	0:56.53 [2] (0:10.72)	0:45.81 [2] (0:10.97)	0:34.84 [1] (0:11.14)	0:23.70 [1] (0:11.32)	0:12.38 [2] (0:12.38)
Average Speed [km/h]	53.8	67.3	65.8	64.3	63.5	58.3
Top Speed [km/h]	67.7	68.8	66.4	66.3	64.8	62.5
Avg. Dist. to Rail [m]	2.9	1.1	0.4	0.5	1.1	1.2
Avg. Stride Freq. [Hz]	2.3	2.4	2.4	2.4	2.4	2.3
Avg. Stride Length [m]	6.4	7.7	7.7	7.5	7.3	7.0



- [ ] Ranking at each section and finish
- .-.- No data available at this section
- NA No data available



Horse/Jockey Name	Chamierro
Final Rank	5
Fastest Section Time (Section)	0:10.94 (800m)
Top Speed [km/h] (Section)	67.2 (1000m)
Race State	Finished

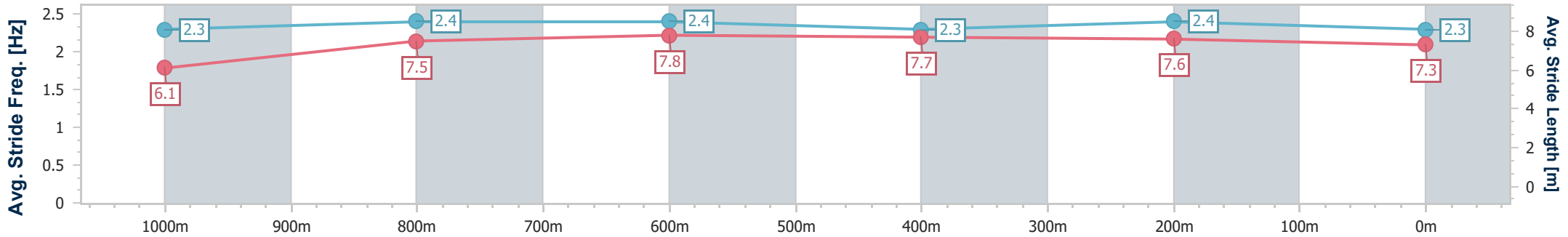
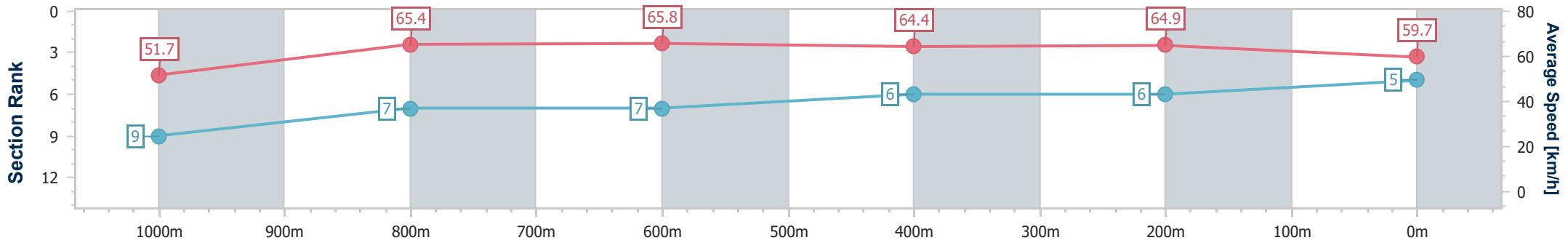


**DoombenProfessional**  
**Race 4: TRACKSIDE WITH RICKY PONTING** Colts, Geldings  
 and Entires Class 1 Plate - 1200m  
 27 August 2025 - 14:21  
 Track Rating: Good 4, Weather: Fine, Rail Position: +7.5m Entire



BRISBANE  
RACING CLUB

Section	Overall	1000m	800m	600m	400m	200m
Section Times	1:10.04 [5] (0:13.93)	0:56.11 [9] (0:11.03)	0:45.08 [7] (0:10.94)	0:34.14 [7] (0:11.00)	0:23.14 [6] (0:11.09)	0:12.05 [6] (0:12.05)
Average Speed [km/h]	51.7	65.4	65.8	64.4	64.9	59.7
Top Speed [km/h]	66.3	67.2	66.2	65.4	65.5	64.8
Avg. Dist. to Rail [m]	7.3	1.6	1.0	2.4	1.6	2.3
Avg. Stride Freq. [Hz]	2.3	2.4	2.4	2.3	2.4	2.3
Avg. Stride Length [m]	6.1	7.5	7.8	7.7	7.6	7.3



- [ ] Ranking at each section and finish
- .-.- No data available at this section
- NA No data available



Horse/Jockey Name	Winchman
Final Rank	6
Fastest Section Time (Section)	0:10.78 (1000m)
Top Speed [km/h] (Section)	68.4 (1000m)
Race State	Finished



**DoombenProfessional**  
**Race 4: TRACKSIDE WITH RICKY PONTING** Colts, Geldings  
 and Entires Class 1 Plate - 1200m

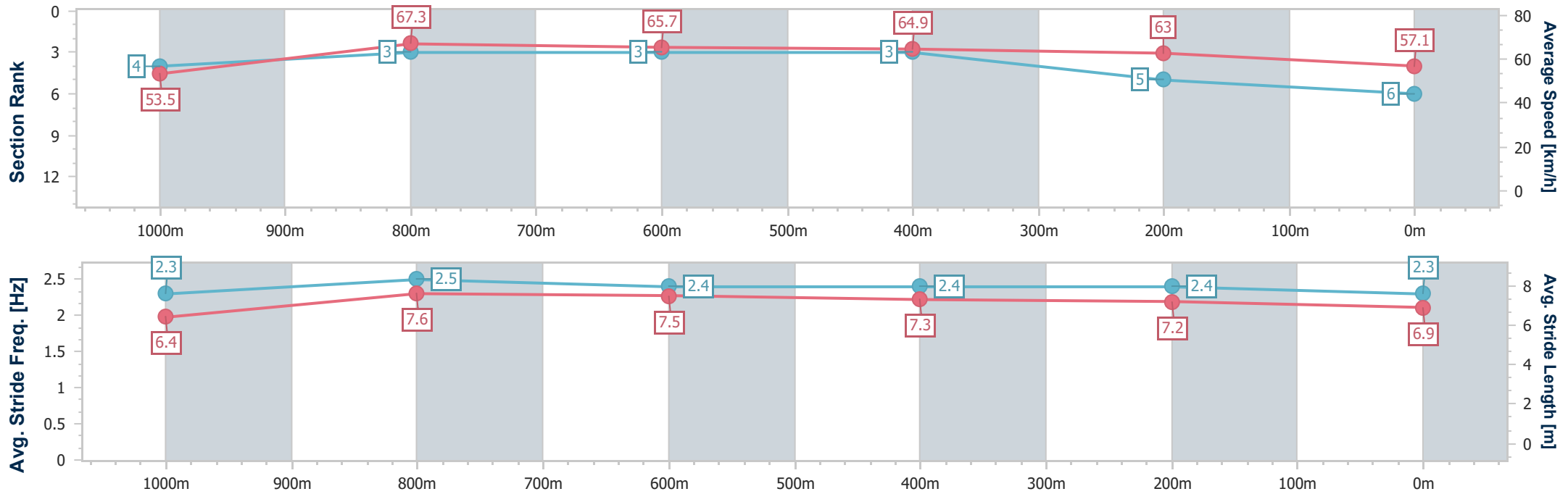
27 August 2025 - 14:21

Track Rating: Good 4, Weather: Fine, Rail Position: +7.5m Entire



BRISBANE  
RACING CLUB

Section	Overall	1000m	800m	600m	400m	200m
Section Times	1:10.49 [6] (0:13.47)	0:57.02 [4] (0:10.78)	0:46.24 [3] (0:11.07)	0:35.17 [3] (0:11.17)	0:24.00 [3] (0:11.40)	0:12.60 [5] (0:12.60)
Average Speed [km/h]	53.5	67.3	65.7	64.9	63.0	57.1
Top Speed [km/h]	68.2	68.4	66.9	66.2	64.2	60.8
Avg. Dist. to Rail [m]	8.6	2.7	2.3	0.9	0.6	2.1
Avg. Stride Freq. [Hz]	2.3	2.5	2.4	2.4	2.4	2.3
Avg. Stride Length [m]	6.4	7.6	7.5	7.3	7.2	6.9



- [ ] Ranking at each section and finish
- .-.- No data available at this section
- NA No data available





Horse/Jockey Name	Ready To Ignite
Final Rank	7
Fastest Section Time (Section)	0:10.99 (800m)
Top Speed [km/h] (Section)	67.7 (1000m)
Race State	Finished



**DoombenProfessional**  
**Race 4: TRACKSIDE WITH RICKY PONTING** Colts, Geldings  
 and Entires Class 1 Plate - 1200m

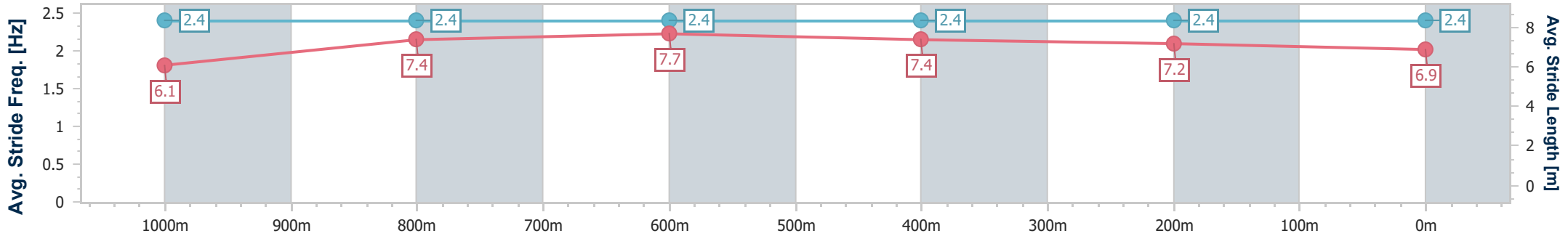
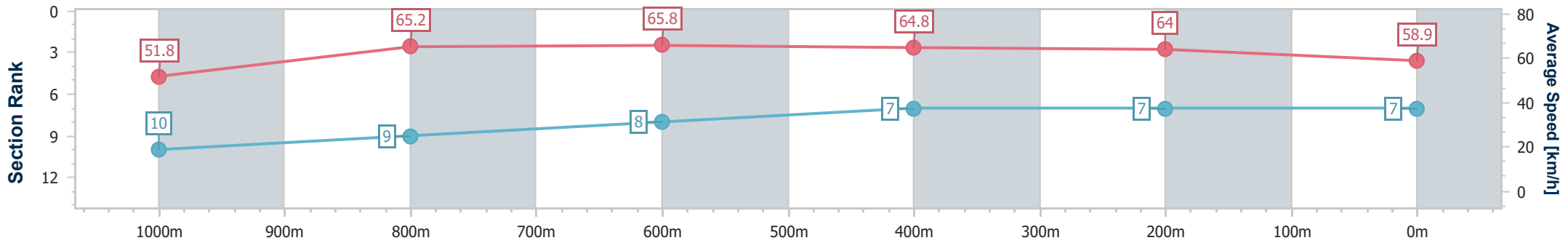
27 August 2025 - 14:21

Track Rating: Good 4, Weather: Fine, Rail Position: +7.5m Entire



BRISBANE  
RACING CLUB

Section	Overall	1000m	800m	600m	400m	200m
Section Times	1:10.56 [7] (0:13.95)	0:56.61 [10] (0:11.03)	0:45.58 [9] (0:10.99)	0:34.59 [8] (0:11.16)	0:23.43 [7] (0:11.25)	0:12.18 [7] (0:12.18)
Average Speed [km/h]	51.8	65.2	65.8	64.8	64.0	58.9
Top Speed [km/h]	67.5	67.7	66.6	66.9	66.2	62.9
Avg. Dist. to Rail [m]	3.8	0.6	0.7	0.6	0.2	0.3
Avg. Stride Freq. [Hz]	2.4	2.4	2.4	2.4	2.4	2.4
Avg. Stride Length [m]	6.1	7.4	7.7	7.4	7.2	6.9



- [ ] Ranking at each section and finish
- .-.- No data available at this section
- NA No data available



Horse/Jockey Name	Minor Key
Final Rank	8
Fastest Section Time (Section)	0:11.11 (1000m)
Top Speed [km/h] (Section)	66.6 (800m)
Race State	Finished

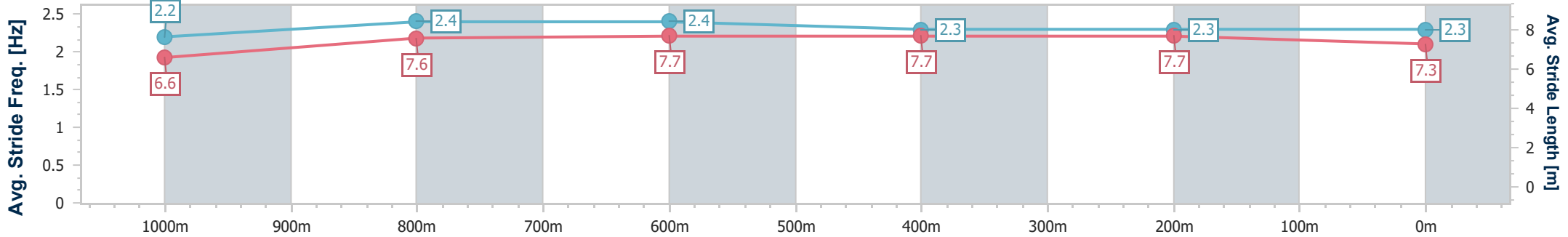
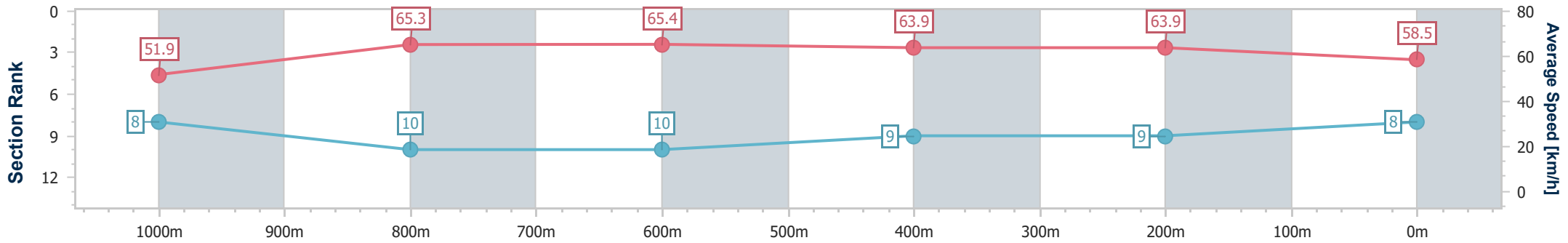


**DoombenProfessional**  
**Race 4: TRACKSIDE WITH RICKY PONTING** Colts, Geldings  
 and Entires Class 1 Plate - 1200m  
 27 August 2025 - 14:21  
 Track Rating: Good 4, Weather: Fine, Rail Position: +7.5m Entire



BRISBANE  
RACING CLUB

Section	Overall	1000m	800m	600m	400m	200m
Section Times	1:11.03 [8] (0:13.87)	0:57.16 [8] (0:11.11)	0:46.05 [10] (0:11.17)	0:34.88 [10] (0:11.26)	0:23.62 [9] (0:11.30)	0:12.32 [9] (0:12.32)
Average Speed [km/h]	51.9	65.3	65.4	63.9	63.9	58.5
Top Speed [km/h]	66.5	66.2	66.6	65.0	65.0	62.2
Avg. Dist. to Rail [m]	6.6	3.0	2.1	0.4	2.8	3.9
Avg. Stride Freq. [Hz]	2.2	2.4	2.4	2.3	2.3	2.3
Avg. Stride Length [m]	6.6	7.6	7.7	7.7	7.7	7.3



- [ ] Ranking at each section and finish
- .-.- No data available at this section
- NA No data available



Horse/Jockey Name	Our Drummer
Final Rank	9
Fastest Section Time (Section)	0:11.09 (800m)
Top Speed [km/h] (Section)	67.6 (Overall)
Race State	Finished

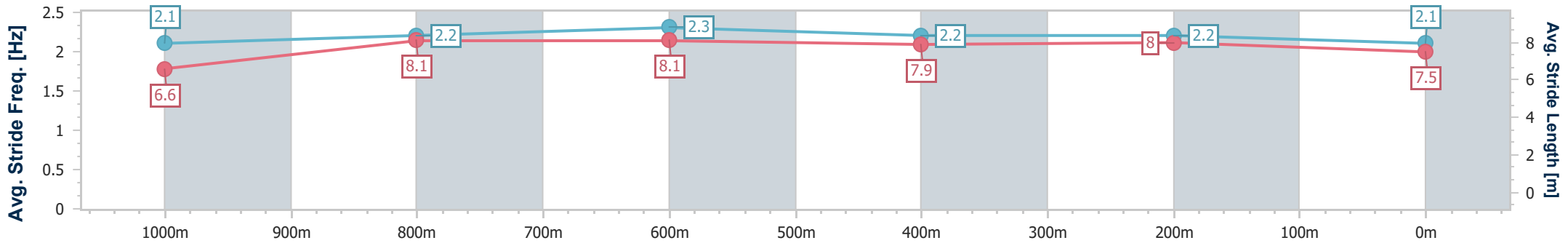
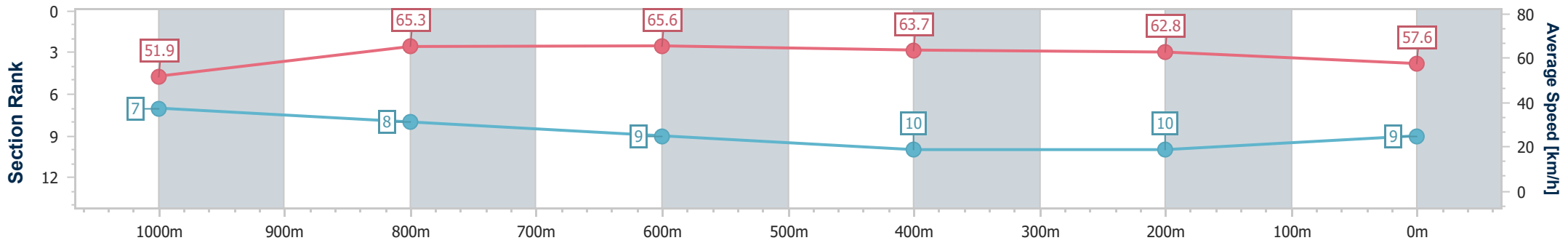


**DoombenProfessional**  
**Race 4: TRACKSIDE WITH RICKY PONTING** Colts, Geldings  
 and Entires Class 1 Plate - 1200m  
 27 August 2025 - 14:21  
 Track Rating: Good 4, Weather: Fine, Rail Position: +7.5m Entire



BRISBANE  
RACING CLUB

Section	Overall	1000m	800m	600m	400m	200m
Section Times	1:11.42 [9] (0:13.86)	0:57.56 [7] (0:11.10)	0:46.46 [8] (0:11.09)	0:35.37 [9] (0:11.37)	0:24.00 [10] (0:11.45)	0:12.55 [10] (0:12.55)
Average Speed [km/h]	51.9	65.3	65.6	63.7	62.8	57.6
Top Speed [km/h]	67.6	66.8	66.4	65.9	64.0	61.8
Avg. Dist. to Rail [m]	5.0	1.9	2.2	1.1	1.4	2.5
Avg. Stride Freq. [Hz]	2.1	2.2	2.3	2.2	2.2	2.1
Avg. Stride Length [m]	6.6	8.1	8.1	7.9	8.0	7.5



- [ ] Ranking at each section and finish
- .-.- No data available at this section
- NA No data available



Horse/Jockey Name	Gone Bananas
Final Rank	10
Fastest Section Time (Section)	0:11.00 (1000m)
Top Speed [km/h] (Section)	66.9 (1000m)
Race State	Finished

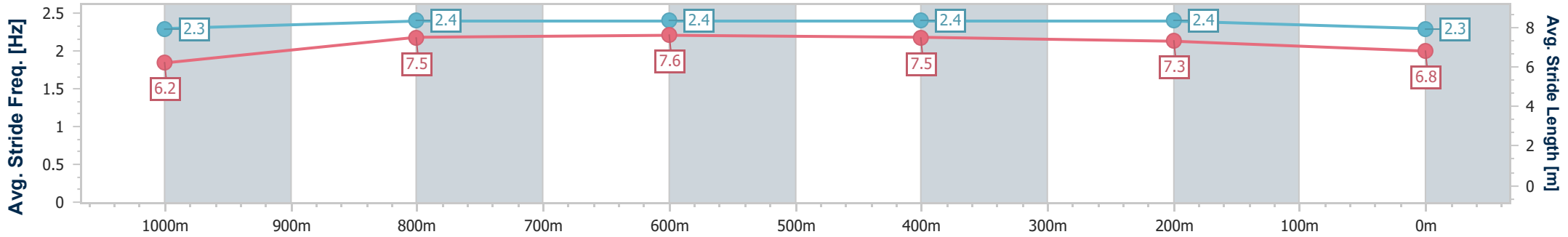
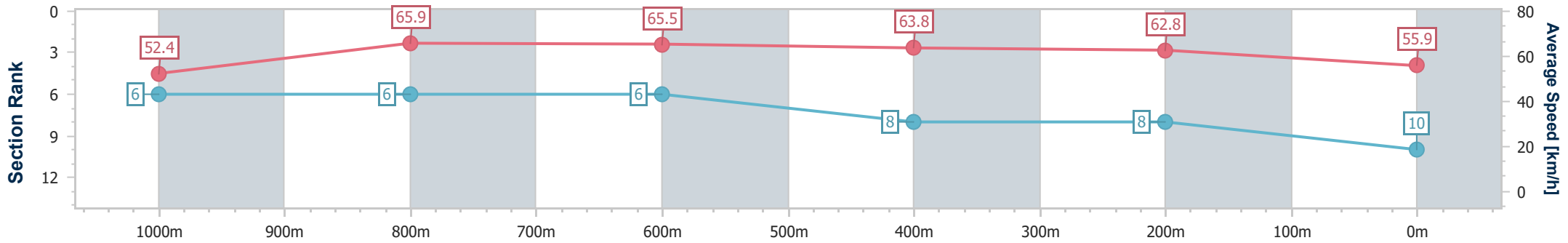


**DoombenProfessional**  
**Race 4: TRACKSIDE WITH RICKY PONTING** Colts, Geldings  
 and Entires Class 1 Plate - 1200m  
 27 August 2025 - 14:21  
 Track Rating: Good 4, Weather: Fine, Rail Position: +7.5m Entire



BRISBANE  
RACING CLUB

Section	Overall	1000m	800m	600m	400m	200m
Section Times	1:11.54 [10] (0:13.75)	0:57.79 [6] (0:11.00)	0:46.79 [6] (0:11.13)	0:35.66 [6] (0:11.31)	0:24.35 [8] (0:11.46)	0:12.89 [8] (0:12.89)
Average Speed [km/h]	52.4	65.9	65.5	63.8	62.8	55.9
Top Speed [km/h]	66.4	66.9	66.5	65.5	65.3	59.8
Avg. Dist. to Rail [m]	3.4	2.1	1.7	0.6	1.1	0.9
Avg. Stride Freq. [Hz]	2.3	2.4	2.4	2.4	2.4	2.3
Avg. Stride Length [m]	6.2	7.5	7.6	7.5	7.3	6.8



- [ ] Ranking at each section and finish
- .-.- No data available at this section
- NA No data available



Horse/Jockey Name	Rocky Reward
Final Rank	11
Fastest Section Time (Section)	0:10.87 (1000m)
Top Speed [km/h] (Section)	68.4 (1000m)
Race State	Finished

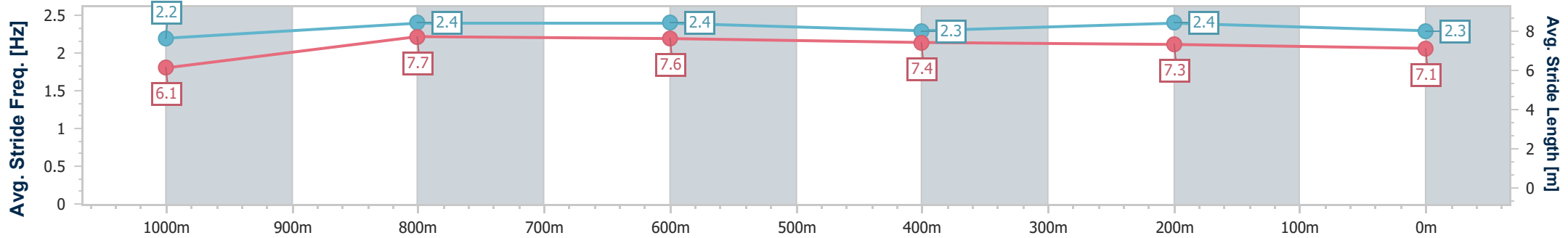
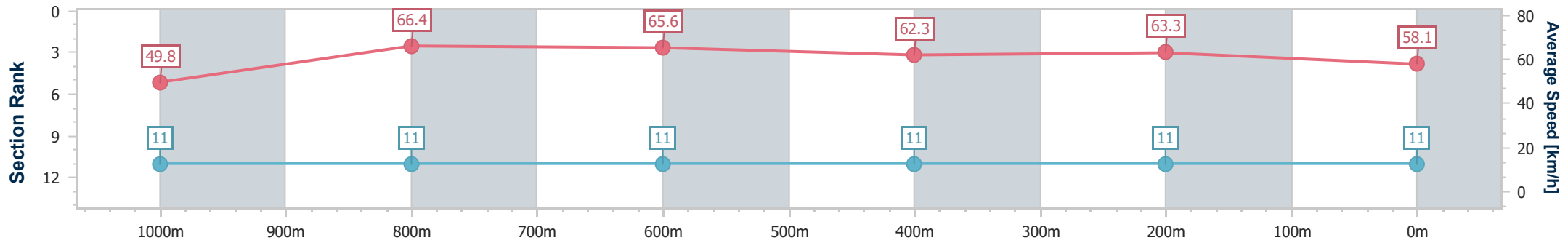


**DoombenProfessional**  
**Race 4: TRACKSIDE WITH RICKY PONTING** Colts, Geldings  
 and Entires Class 1 Plate - 1200m  
 27 August 2025 - 14:21  
 Track Rating: Good 4, Weather: Fine, Rail Position: +7.5m Entire



BRISBANE  
RACING CLUB

Section	Overall	1000m	800m	600m	400m	200m
Section Times	1:11.56 [11] (0:14.47)	0:57.09 [11] (0:10.87)	0:46.22 [11] (0:10.98)	0:35.24 [11] (0:11.45)	0:23.79 [11] (0:11.37)	0:12.42 [11] (0:12.42)
Average Speed [km/h]	49.8	66.4	65.6	62.3	63.3	58.1
Top Speed [km/h]	68.0	68.4	66.5	65.0	64.2	63.5
Avg. Dist. to Rail [m]	4.6	0.7	0.2	1.0	0.7	2.3
Avg. Stride Freq. [Hz]	2.2	2.4	2.4	2.3	2.4	2.3
Avg. Stride Length [m]	6.1	7.7	7.6	7.4	7.3	7.1



- [ ] Ranking at each section and finish
- .-.- No data available at this section
- NA No data available



**DoombenProfessional**  
**Race 5: COUNTRY MUSIC RACEDAY 6 SEPTEMBER Fillies and Mares**  
**Class 1 Plate - 1200m**  
**27 August 2025 - 14:54**



BRISBANE  
RACING CLUB

Track Rating: Good 4, Weather: Fine, Rail Position: +7.5m Entire

Section		Overall	1000m	800m	600m	400m	200m	Last 600m					
Field Times		1:10.63 (0:13.22)	0:57.41 (0:10.46)	0:46.95 (0:11.06)	0:35.89 (0:11.62)	0:24.27 (0:11.70)	0:12.57 (0:12.57)	0:35.89					
Rank	TAB Horse/Jockey	Barrier	Top Speed [km/h]	Fastest Section							Margin	Distance Travelled [m]	
1	11 VOS SAVANT Luke Dempsey	5	68.5 1000m	0:10.66 1000m	1:10.63 [1] (0:13.78)	0:56.85 [8] (0:10.66)	0:46.19 [8] (0:11.16)	0:35.03 [8] (0:11.56)	0:23.47 [7] (0:11.38)	0:12.09 [5] (0:12.09)	1:10.63	0:35.03	
2	12 MISS FUNNY HONEY Jake Bayliss	3	70.4 Overall	0:10.56 1000m	1:10.67 [2] (0:13.22)	0:57.45 [1] (0:10.56)	0:46.89 [2] (0:11.13)	0:35.76 [2] (0:11.67)	0:24.09 [2] (0:11.52)	0:12.57 [2] (0:12.57)	0.27L	0:35.76	+1
3	5 DIVINE SOURCE Justin Huxtable	8	71.6 Overall	0:10.25 1000m	1:10.80 [3] (0:13.43)	0:57.37 [4] (0:10.25)	0:47.12 [1] (0:11.06)	0:36.06 [1] (0:11.62)	0:24.44 [1] (0:11.70)	0:12.74 [1] (0:12.74)	1.04L	0:36.06	-2
4	4 DEEP TIARA Cody Collis	7	67.8 1000m	0:10.77 1000m	1:10.88 [4] (0:13.56)	0:57.32 [7] (0:10.77)	0:46.55 [7] (0:11.18)	0:35.37 [7] (0:11.66)	0:23.71 [8] (0:11.30)	0:12.41 [3] (0:12.41)	1.47L	0:35.37	+3
5	1 ACE'S IN BLOOM Dan McGillivray	2	68.7 1000m	0:10.63 1000m	1:10.98 [5] (0:13.48)	0:57.50 [5] (0:10.63)	0:46.87 [5] (0:11.14)	0:35.73 [5] (0:11.72)	0:24.01 [6] (0:11.58)	0:12.43 [6] (0:12.43)	2.08L	0:35.73	+1
6	3 DASHING HOPE Jag Guthmann-Chester	12	68.5 1000m	0:10.66 1000m	1:11.08 [6] (0:13.92)	0:57.16 [9] (0:10.66)	0:46.50 [9] (0:11.11)	0:35.39 [9] (0:11.68)	0:23.71 [9] (0:11.47)	0:12.24 [7] (0:12.24)	2.68L	0:35.39	+3
7	7 EVERY HEART Cejay Graham	4	69.9 1000m	0:10.64 1000m	1:11.09 [7] (0:13.23)	0:57.86 [2] (0:10.64)	0:47.22 [4] (0:11.20)	0:36.02 [3] (0:11.74)	0:24.28 [3] (0:11.68)	0:12.60 [4] (0:12.60)	2.74L	0:36.02	+2
8	8 FUNKY ME Martin Harley	11	68.2 1000m	0:10.68 1000m	1:11.17 [8] (0:14.28)	0:56.89 [11] (0:10.68)	0:46.21 [11] (0:10.97)	0:35.24 [10] (0:11.56)	0:23.68 [10] (0:11.41)	0:12.27 [9] (0:12.27)	3.18L	0:35.24	+1
9	2 CAFE MOCHA Nozi Tomizawa	10	67.6 1000m	0:10.77 1000m	1:11.33 [9] (0:14.36)	0:56.97 [12] (0:10.77)	0:46.20 [12] (0:11.17)	0:35.03 [12] (0:11.48)	0:23.55 [12] (0:11.36)	0:12.19 [12] (0:12.19)	4.14L	0:35.03	+4
10	14 BUN IN THE OVEN Wayne O'Connell	1	68.6 1000m	0:10.67 1000m	1:11.84 [10] (0:13.49)	0:58.35 [6] (0:10.67)	0:47.68 [6] (0:11.12)	0:36.56 [6] (0:11.59)	0:24.97 [5] (0:11.97)	0:13.00 [8] (0:13.00)	7.15L	0:36.56	-1

Scratched: Smart Shazza (#10), Vivika (#13)

[ ] Ranking at each section and finish  
 -:-:- No data available at this section  
 NA No data available

SCN Saddle cloth number  
 DNF Did not finish  
 DNT Did not track



**DoombenProfessional**  
**Race 5: COUNTRY MUSIC RACEDAY 6 SEPTEMBER Fillies and Mares**  
**Class 1 Plate - 1200m**  
**27 August 2025 - 14:54**



Track Rating: Good 4, Weather: Fine, Rail Position: +7.5m Entire

Section	Overall	1000m	800m	600m	400m	200m	Last 600m
Field Times	1:10.63 (0:13.22)	0:57.41 (0:10.46)	0:46.95 (0:11.06)	0:35.89 (0:11.62)	0:24.27 (0:11.70)	0:12.57 (0:12.57)	0:35.89

Rank	TAB	Horse/Jockey	Barrier	Top Speed [km/h]	Fastest Section	Overall	1000m	800m	600m	400m	200m	Margin	Distance Travelled [m]
11	9	RAG QUEEN Ryan Maloney	9	67.5 1000m	0:10.92 1000m	1:12.26 [11] (0:14.00)	0:58.26 [10] (0:10.92)	0:47.34 [10] (0:11.08)	0:36.26 [11] (0:11.50)	0:24.76 [11] (0:11.52)	0:13.24 [11] (0:13.24)	9.63L	0:36.26 +2
12	6	ELIZABASS Emily Lang	6	70.9 1000m	0:10.48 1000m	1:12.42 [12] (0:13.36)	0:59.06 [3] (0:10.48)	0:48.58 [3] (0:11.25)	0:37.33 [4] (0:11.75)	0:25.58 [4] (0:12.12)	0:13.46 [10] (0:13.46)	10.54L	0:37.33 +3

Scratched: Smart Shazza (#10), Vivika (#13)



Horse/Jockey Name	Vos Savant
Final Rank	1
Fastest Section Time (Section)	0:10.66 (1000m)
Top Speed [km/h] (Section)	68.5 (1000m)
Race State	Finished



**DoombenProfessional**  
**Race 5: COUNTRY MUSIC RACEDAY 6 SEPTEMBER Fillies and Mares Class 1 Plate - 1200m**

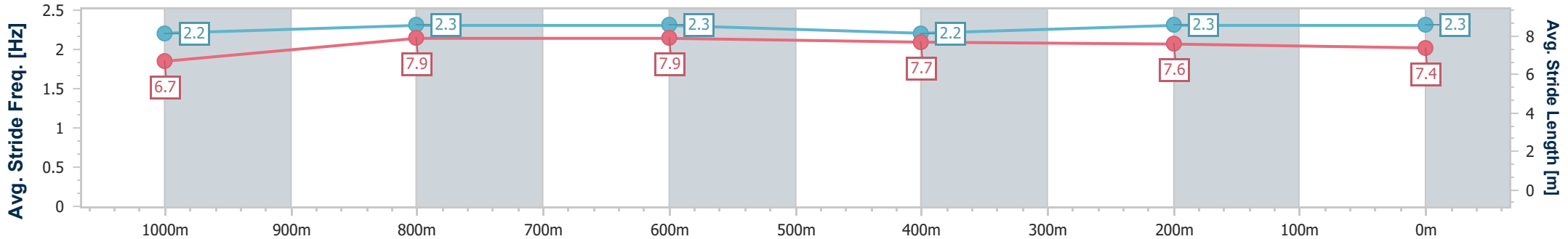
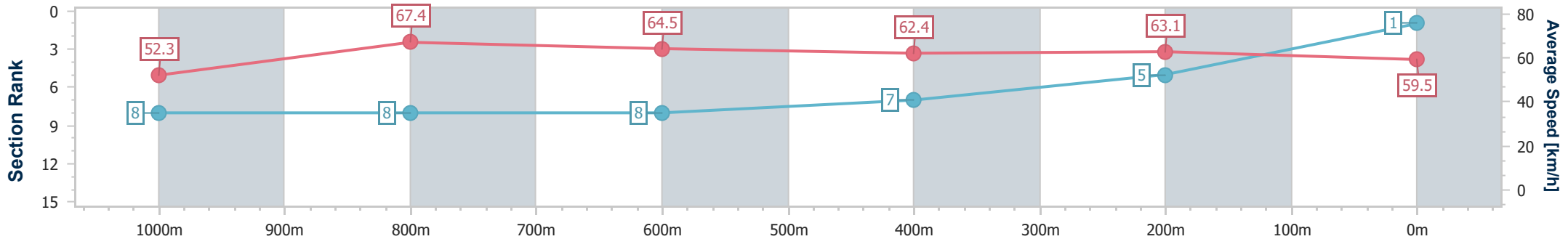


**BRISBANE**  
 RACING CLUB

27 August 2025 - 14:54

Track Rating: Good 4, Weather: Fine, Rail Position: +7.5m Entire

Section	Overall	1000m	800m	600m	400m	200m
Section Times	1:10.63 [1] (0:13.78)	0:56.85 [8] (0:10.66)	0:46.19 [8] (0:11.16)	0:35.03 [8] (0:11.56)	0:23.47 [7] (0:11.38)	0:12.09 [5] (0:12.09)
Average Speed [km/h]	52.3	67.4	64.5	62.4	63.1	59.5
Top Speed [km/h]	67.4	68.5	66.4	64.1	65.0	62.7
Avg. Dist. to Rail [m]	3.3	0.7	0.5	0.4	0.2	1.1
Avg. Stride Freq. [Hz]	2.2	2.3	2.3	2.2	2.3	2.3
Avg. Stride Length [m]	6.7	7.9	7.9	7.7	7.6	7.4



- [ ] Ranking at each section and finish
- .-.- No data available at this section
- NA No data available





Horse/Jockey Name	Miss Funny Honey
Final Rank	2
Fastest Section Time (Section)	0:10.56 (1000m)
Top Speed [km/h] (Section)	70.4 (Overall)
Race State	Finished



**DoombenProfessional**  
**Race 5: COUNTRY MUSIC RACEDAY 6 SEPTEMBER Fillies and Mares Class 1 Plate - 1200m**

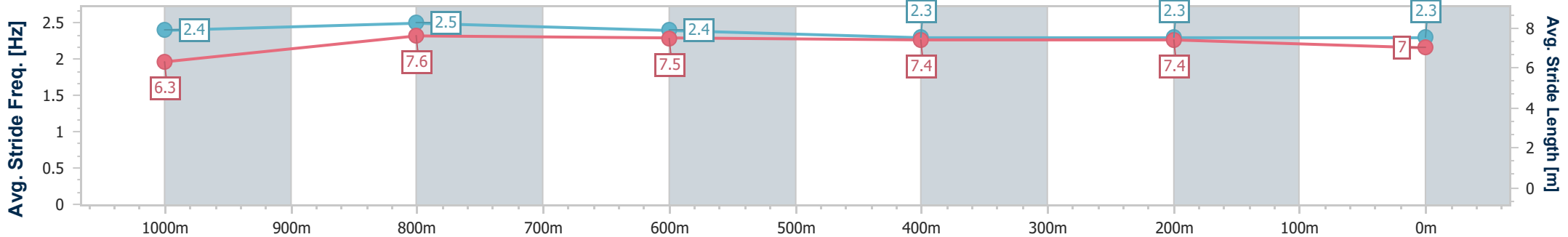
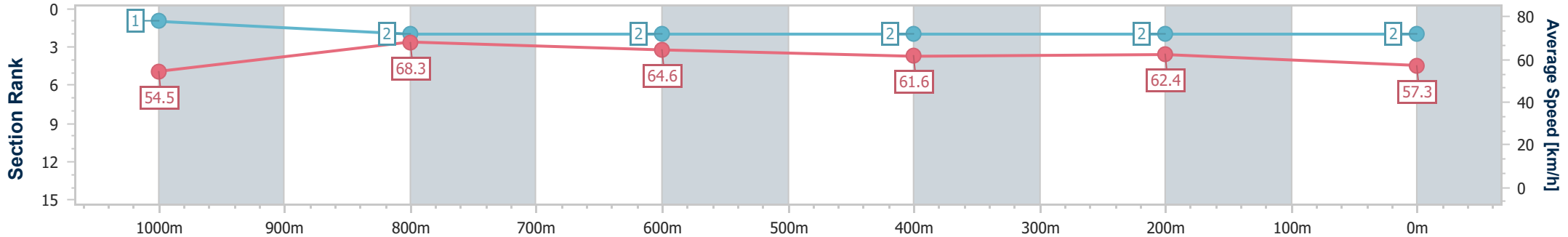


**BRISBANE**  
 RACING CLUB

27 August 2025 - 14:54

Track Rating: Good 4, Weather: Fine, Rail Position: +7.5m Entire

Section	Overall	1000m	800m	600m	400m	200m
Section Times	1:10.67 [2] (0:13.22)	0:57.45 [1] (0:10.56)	0:46.89 [2] (0:11.13)	0:35.76 [2] (0:11.67)	0:24.09 [2] (0:11.52)	0:12.57 [2] (0:12.57)
Average Speed [km/h]	54.5	68.3	64.6	61.6	62.4	57.3
Top Speed [km/h]	70.4	70.1	66.3	62.7	63.7	60.8
Avg. Dist. to Rail [m]	2.4	0.3	0.2	0.3	0.8	0.4
Avg. Stride Freq. [Hz]	2.4	2.5	2.4	2.3	2.3	2.3
Avg. Stride Length [m]	6.3	7.6	7.5	7.4	7.4	7.0



- [ ] Ranking at each section and finish
- .-.- No data available at this section
- NA No data available



Horse/Jockey Name	Divine Source
Final Rank	3
Fastest Section Time (Section)	0:10.25 (1000m)
Top Speed [km/h] (Section)	71.6 (Overall)
Race State	Finished



**DoombenProfessional**  
**Race 5: COUNTRY MUSIC RACEDAY 6 SEPTEMBER Fillies and Mares Class 1 Plate - 1200m**

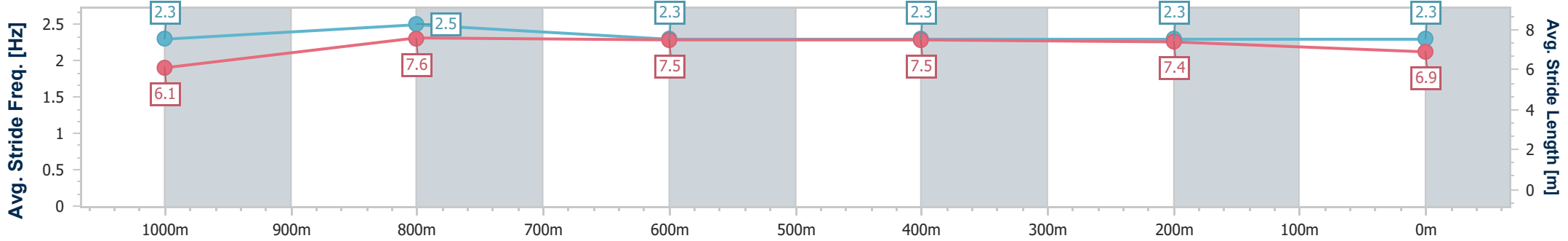
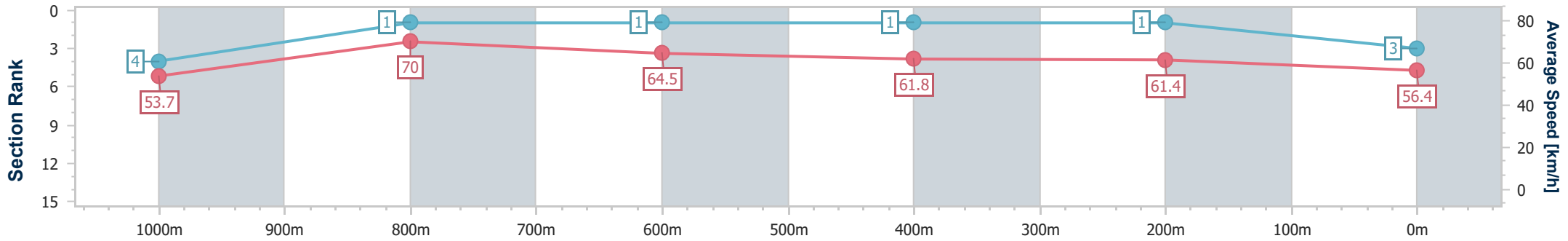


**BRISBANE**  
 RACING CLUB

27 August 2025 - 14:54

Track Rating: Good 4, Weather: Fine, Rail Position: +7.5m Entire

Section	Overall	1000m	800m	600m	400m	200m
Section Times	1:10.80 [3] (0:13.43)	0:57.37 [4] (0:10.25)	0:47.12 [1] (0:11.06)	0:36.06 [1] (0:11.62)	0:24.44 [1] (0:11.70)	0:12.74 [1] (0:12.74)
Average Speed [km/h]	53.7	70.0	64.5	61.8	61.4	56.4
Top Speed [km/h]	71.6	00.7	68.4	62.8	62.9	60.1
Avg. Dist. to Rail [m]	5.6	1.2	2.0	0.4	0.5	1.3
Avg. Stride Freq. [Hz]	2.3	2.5	2.3	2.3	2.3	2.3
Avg. Stride Length [m]	6.1	7.6	7.5	7.5	7.4	6.9



- [ ] Ranking at each section and finish
- .-.- No data available at this section
- NA No data available



Horse/Jockey Name	Deep Tiara
Final Rank	4
Fastest Section Time (Section)	0:10.77 (1000m)
Top Speed [km/h] (Section)	67.8 (1000m)
Race State	Finished

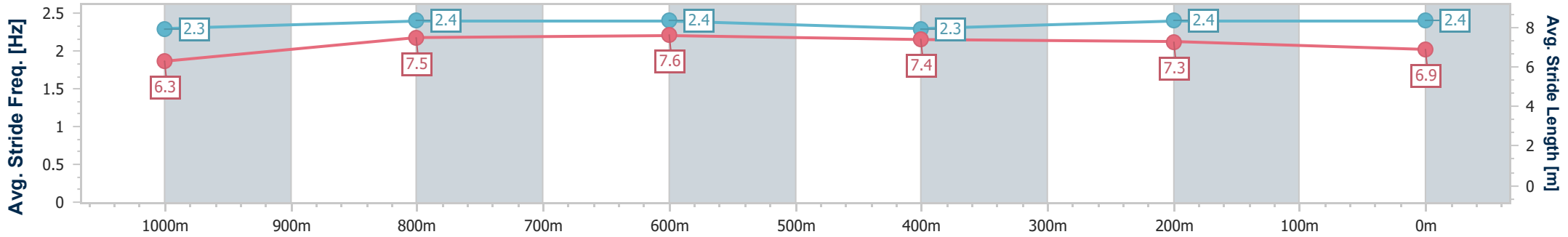
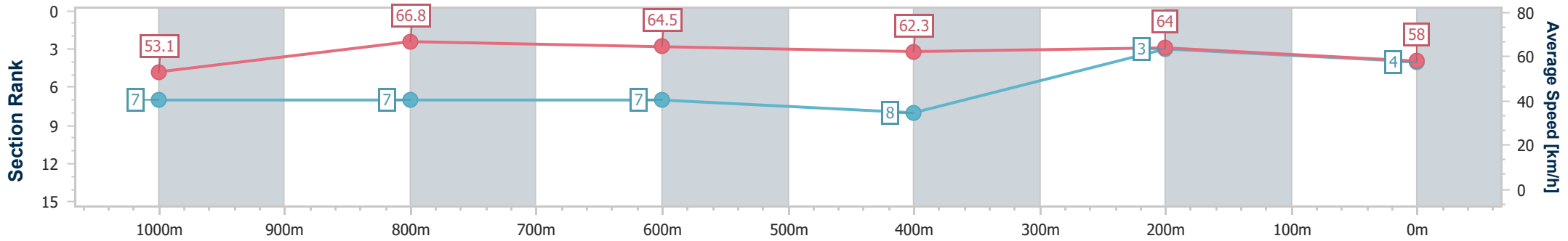


**DoombenProfessional**  
**Race 5: COUNTRY MUSIC RACEDAY 6 SEPTEMBER Fillies and Mares Class 1 Plate - 1200m**  
 27 August 2025 - 14:54  
 Track Rating: Good 4, Weather: Fine, Rail Position: +7.5m Entire



**BRISBANE**  
 RACING CLUB

Section	Overall	1000m	800m	600m	400m	200m
Section Times	1:10.88 [4] (0:13.56)	0:57.32 [7] (0:10.77)	0:46.55 [7] (0:11.18)	0:35.37 [7] (0:11.66)	0:23.71 [8] (0:11.30)	0:12.41 [3] (0:12.41)
Average Speed [km/h]	53.1	66.8	64.5	62.3	64.0	58.0
Top Speed [km/h]	67.8	67.8	65.6	63.8	65.0	62.9
Avg. Dist. to Rail [m]	5.1	0.4	0.6	1.2	4.3	5.5
Avg. Stride Freq. [Hz]	2.3	2.4	2.4	2.3	2.4	2.4
Avg. Stride Length [m]	6.3	7.5	7.6	7.4	7.3	6.9



- [ ] Ranking at each section and finish
- .-.- No data available at this section
- NA No data available



Horse/Jockey Name	Ace's In Bloom
Final Rank	5
Fastest Section Time (Section)	0:10.63 (1000m)
Top Speed [km/h] (Section)	68.7 (1000m)
Race State	Finished



**DoombenProfessional**  
**Race 5: COUNTRY MUSIC RACEDAY 6 SEPTEMBER Fillies and Mares Class 1 Plate - 1200m**

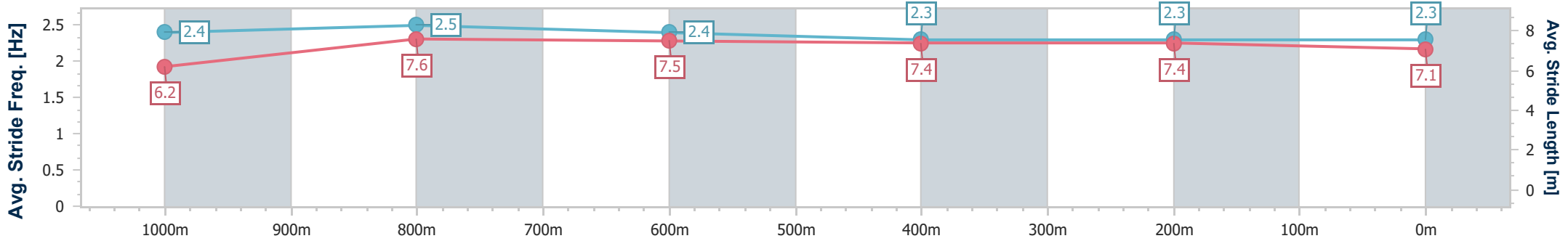
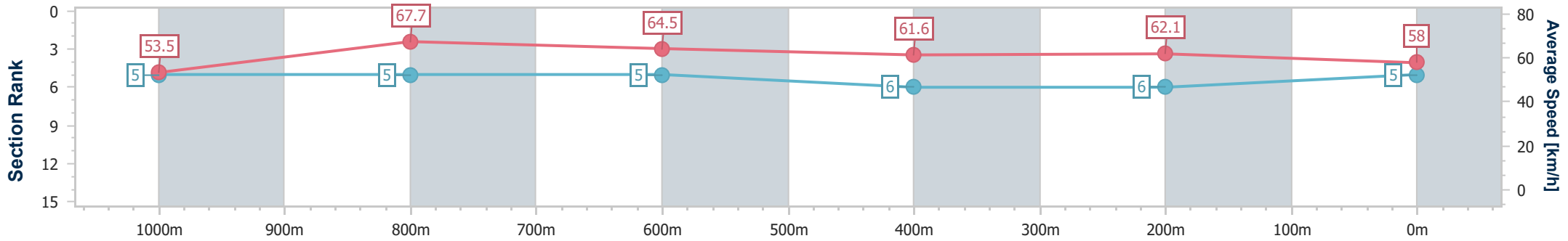


**BRISBANE**  
 RACING CLUB

27 August 2025 - 14:54

Track Rating: Good 4, Weather: Fine, Rail Position: +7.5m Entire

Section	Overall	1000m	800m	600m	400m	200m
Section Times	1:10.98 [5] (0:13.48)	0:57.50 [5] (0:10.63)	0:46.87 [5] (0:11.14)	0:35.73 [5] (0:11.72)	0:24.01 [6] (0:11.58)	0:12.43 [6] (0:12.43)
Average Speed [km/h]	53.5	67.7	64.5	61.6	62.1	58.0
Top Speed [km/h]	68.6	68.7	65.5	62.8	63.8	61.6
Avg. Dist. to Rail [m]	1.0	0.6	0.5	0.5	1.3	2.6
Avg. Stride Freq. [Hz]	2.4	2.5	2.4	2.3	2.3	2.3
Avg. Stride Length [m]	6.2	7.6	7.5	7.4	7.4	7.1



- [ ] Ranking at each section and finish
- .-.- No data available at this section
- NA No data available



Horse/Jockey Name	Dashing Hope
Final Rank	6
Fastest Section Time (Section)	0:10.66 (1000m)
Top Speed [km/h] (Section)	68.5 (1000m)
Race State	Finished



**DoombenProfessional**  
**Race 5: COUNTRY MUSIC RACEDAY 6 SEPTEMBER Fillies and Mares Class 1 Plate - 1200m**

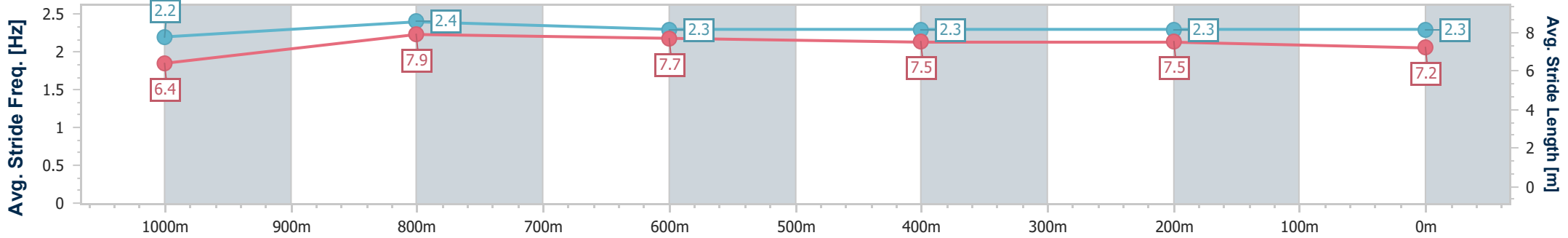
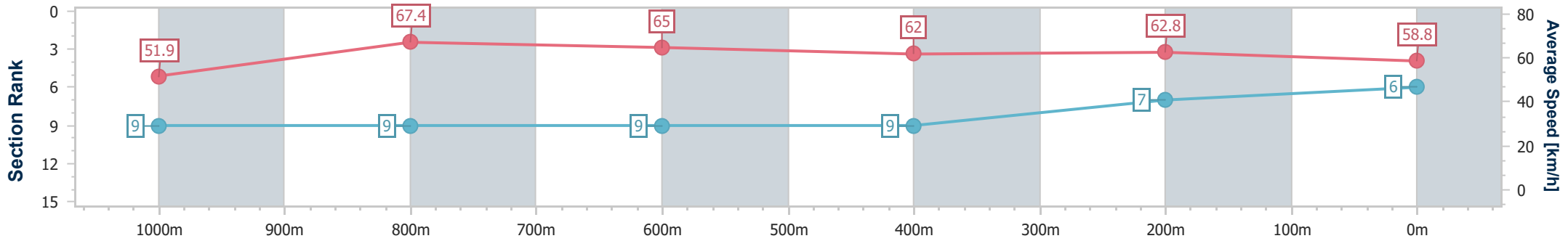


**BRISBANE**  
 RACING CLUB

27 August 2025 - 14:54

Track Rating: Good 4, Weather: Fine, Rail Position: +7.5m Entire

Section	Overall	1000m	800m	600m	400m	200m
Section Times	1:11.08 [6] (0:13.92)	0:57.16 [9] (0:10.66)	0:46.50 [9] (0:11.11)	0:35.39 [9] (0:11.68)	0:23.71 [9] (0:11.47)	0:12.24 [7] (0:12.24)
Average Speed [km/h]	51.9	67.4	65.0	62.0	62.8	58.8
Top Speed [km/h]	67.0	68.5	66.7	64.1	63.5	62.6
Avg. Dist. to Rail [m]	6.8	1.0	0.5	0.9	2.5	4.9
Avg. Stride Freq. [Hz]	2.2	2.4	2.3	2.3	2.3	2.3
Avg. Stride Length [m]	6.4	7.9	7.7	7.5	7.5	7.2



- [ ] Ranking at each section and finish
- .-.- No data available at this section
- NA No data available



Horse/Jockey Name	Every Heart
Final Rank	7
Fastest Section Time (Section)	0:10.64 (1000m)
Top Speed [km/h] (Section)	69.9 (1000m)
Race State	Finished



**DoombenProfessional**  
**Race 5: COUNTRY MUSIC RACEDAY 6 SEPTEMBER Fillies and Mares Class 1 Plate - 1200m**

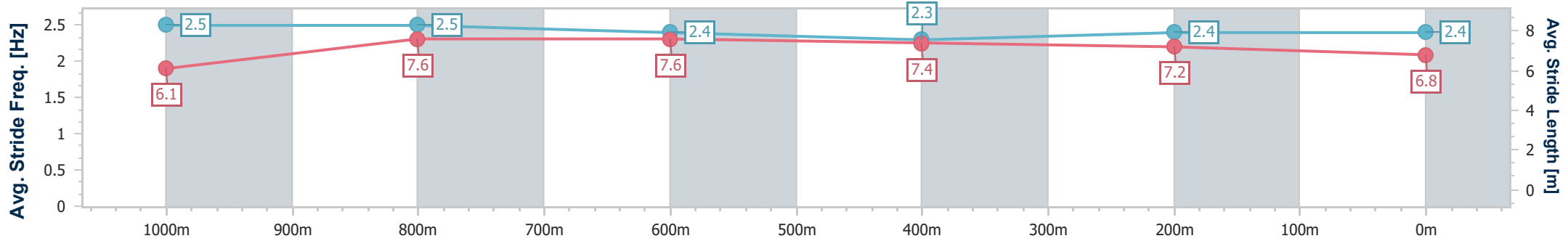
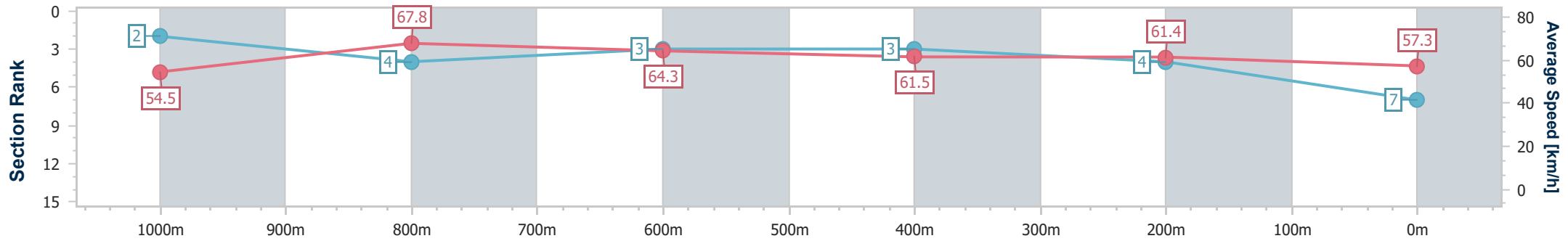


**BRISBANE**  
 RACING CLUB

27 August 2025 - 14:54

Track Rating: Good 4, Weather: Fine, Rail Position: +7.5m Entire

Section	Overall	1000m	800m	600m	400m	200m
Section Times	1:11.09 [7] (0:13.23)	0:57.86 [2] (0:10.64)	0:47.22 [4] (0:11.20)	0:36.02 [3] (0:11.74)	0:24.28 [3] (0:11.68)	0:12.60 [4] (0:12.60)
Average Speed [km/h]	54.5	67.8	64.3	61.5	61.4	57.3
Top Speed [km/h]	69.7	69.9	65.5	62.9	63.1	60.9
Avg. Dist. to Rail [m]	3.3	0.9	0.2	0.3	0.9	2.1
Avg. Stride Freq. [Hz]	2.5	2.5	2.4	2.3	2.4	2.4
Avg. Stride Length [m]	6.1	7.6	7.6	7.4	7.2	6.8



- [ ] Ranking at each section and finish
- .-.- No data available at this section
- NA No data available



Horse/Jockey Name	Funky Me
Final Rank	8
Fastest Section Time (Section)	0:10.68 (1000m)
Top Speed [km/h] (Section)	68.2 (1000m)
Race State	Finished



**DoombenProfessional**  
**Race 5: COUNTRY MUSIC RACEDAY 6 SEPTEMBER Fillies and Mares Class 1 Plate - 1200m**

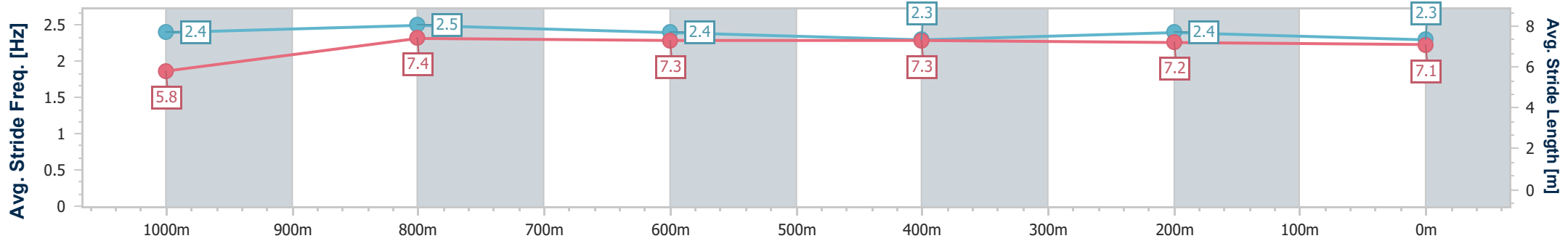
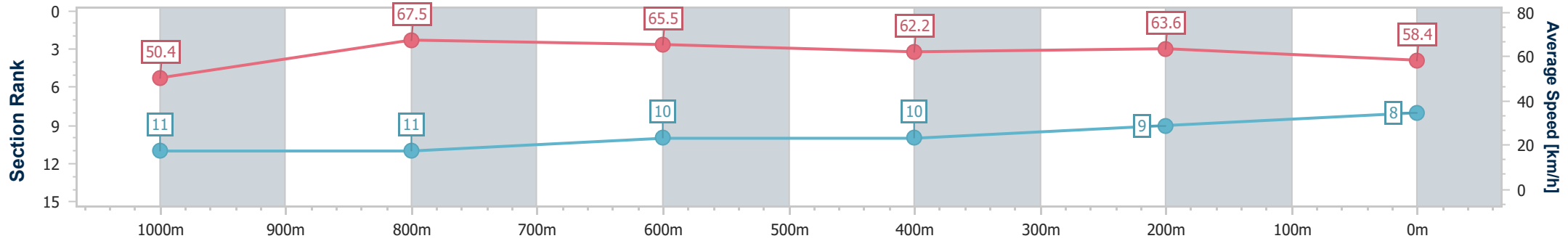
27 August 2025 - 14:54

Track Rating: Good 4, Weather: Fine, Rail Position: +7.5m Entire



BRISBANE  
RACING CLUB

Section	Overall	1000m	800m	600m	400m	200m
Section Times	1:11.17 [8] (0:14.28)	0:56.89 [11] (0:10.68)	0:46.21 [11] (0:10.97)	0:35.24 [10] (0:11.56)	0:23.68 [10] (0:11.41)	0:12.27 [9] (0:12.27)
Average Speed [km/h]	50.4	67.5	65.5	62.2	63.6	58.4
Top Speed [km/h]	66.9	68.2	66.2	64.1	64.5	61.5
Avg. Dist. to Rail [m]	6.8	0.8	0.5	0.2	2.8	4.7
Avg. Stride Freq. [Hz]	2.4	2.5	2.4	2.3	2.4	2.3
Avg. Stride Length [m]	5.8	7.4	7.3	7.3	7.2	7.1



- [ ] Ranking at each section and finish
- .-.- No data available at this section
- NA No data available



Horse/Jockey Name	Cafe Mocha
Final Rank	9
Fastest Section Time (Section)	0:10.77 (1000m)
Top Speed [km/h] (Section)	67.6 (1000m)
Race State	Finished



**DoombenProfessional**  
**Race 5: COUNTRY MUSIC RACEDAY 6 SEPTEMBER Fillies and Mares Class 1 Plate - 1200m**

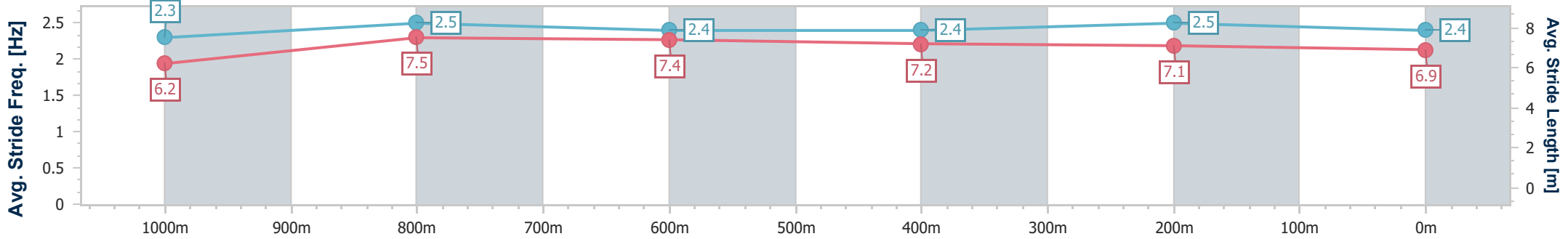
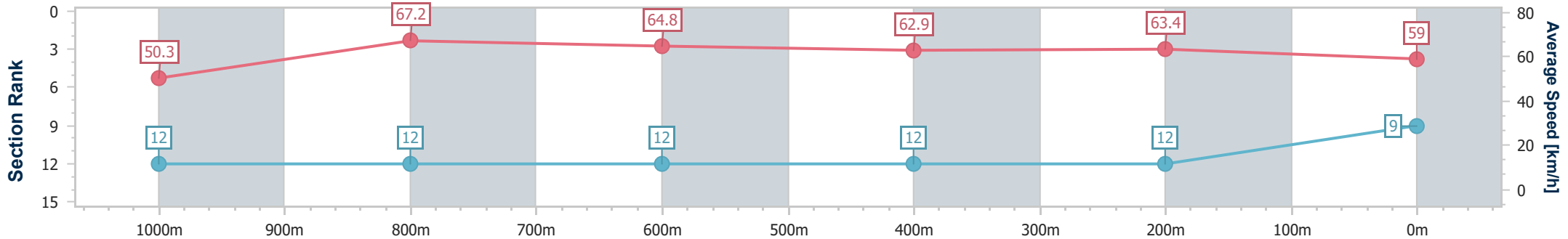


**BRISBANE**  
 RACING CLUB

27 August 2025 - 14:54

Track Rating: Good 4, Weather: Fine, Rail Position: +7.5m Entire

Section	Overall	1000m	800m	600m	400m	200m
Section Times	1:11.33 [9] (0:14.36)	0:56.97 [12] (0:10.77)	0:46.20 [12] (0:11.17)	0:35.03 [12] (0:11.48)	0:23.55 [12] (0:11.36)	0:12.19 [12] (0:12.19)
Average Speed [km/h]	50.3	67.2	64.8	62.9	63.4	59.0
Top Speed [km/h]	66.5	67.6	66.5	64.1	66.3	62.6
Avg. Dist. to Rail [m]	5.1	0.6	1.6	0.9	0.5	0.5
Avg. Stride Freq. [Hz]	2.3	2.5	2.4	2.4	2.5	2.4
Avg. Stride Length [m]	6.2	7.5	7.4	7.2	7.1	6.9



- [ ] Ranking at each section and finish
- .-.- No data available at this section
- NA No data available





Horse/Jockey Name	Bun In The Oven
Final Rank	10
Fastest Section Time (Section)	0:10.67 (1000m)
Top Speed [km/h] (Section)	68.6 (1000m)
Race State	Finished



**DoombenProfessional**  
**Race 5: COUNTRY MUSIC RACEDAY 6 SEPTEMBER Fillies and Mares Class 1 Plate - 1200m**

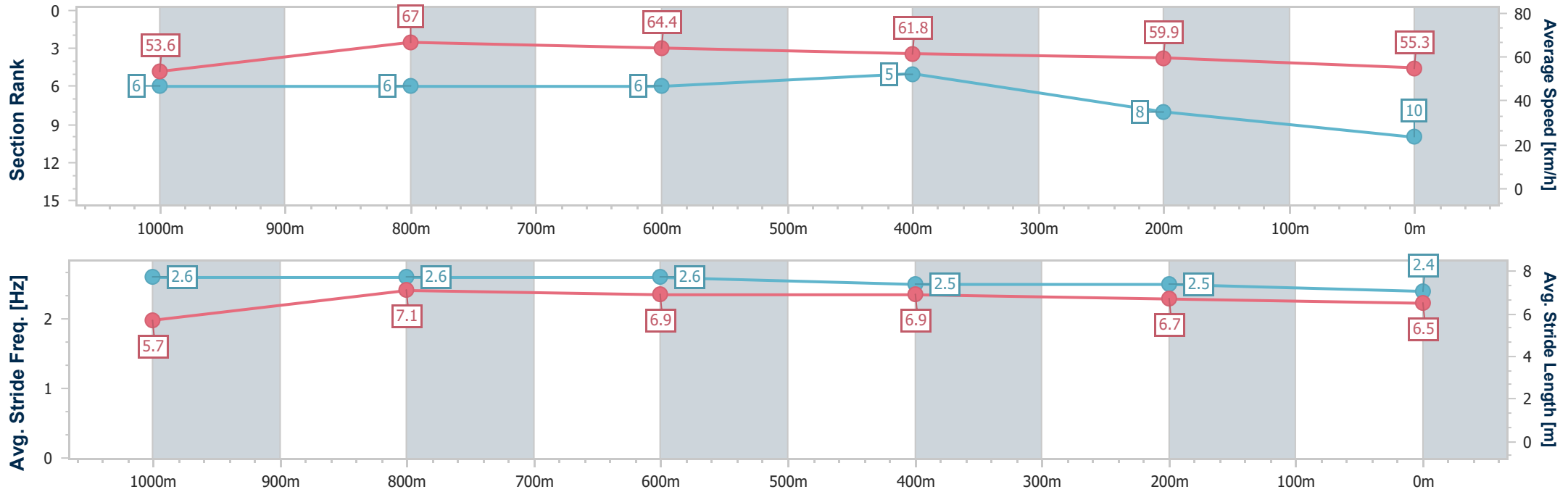


**BRISBANE RACING CLUB**

27 August 2025 - 14:54

Track Rating: Good 4, Weather: Fine, Rail Position: +7.5m Entire

Section	Overall	1000m	800m	600m	400m	200m
Section Times	1:11.84 [10] (0:13.49)	0:58.35 [6] (0:10.67)	0:47.68 [6] (0:11.12)	0:36.56 [6] (0:11.59)	0:24.97 [5] (0:11.97)	0:13.00 [8] (0:13.00)
Average Speed [km/h]	53.6	67.0	64.4	61.8	59.9	55.3
Top Speed [km/h]	68.0	68.6	66.4	63.6	61.5	59.7
Avg. Dist. to Rail [m]	0.8	1.3	1.0	0.9	0.7	1.5
Avg. Stride Freq. [Hz]	2.6	2.6	2.6	2.5	2.5	2.4
Avg. Stride Length [m]	5.7	7.1	6.9	6.9	6.7	6.5



- [ ] Ranking at each section and finish
- .-.- No data available at this section
- NA No data available



Horse/Jockey Name	Rag Queen
Final Rank	11
Fastest Section Time (Section)	0:10.92 (1000m)
Top Speed [km/h] (Section)	67.5 (1000m)
Race State	Finished



**DoombenProfessional**  
**Race 5: COUNTRY MUSIC RACEDAY 6 SEPTEMBER Fillies and Mares Class 1 Plate - 1200m**

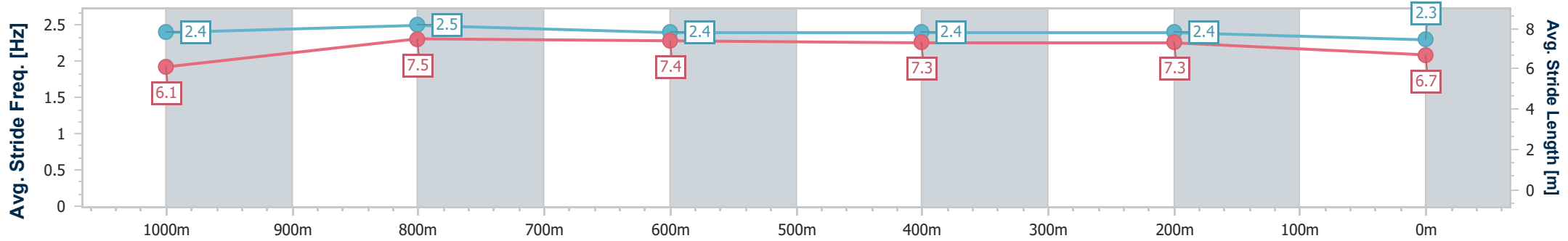
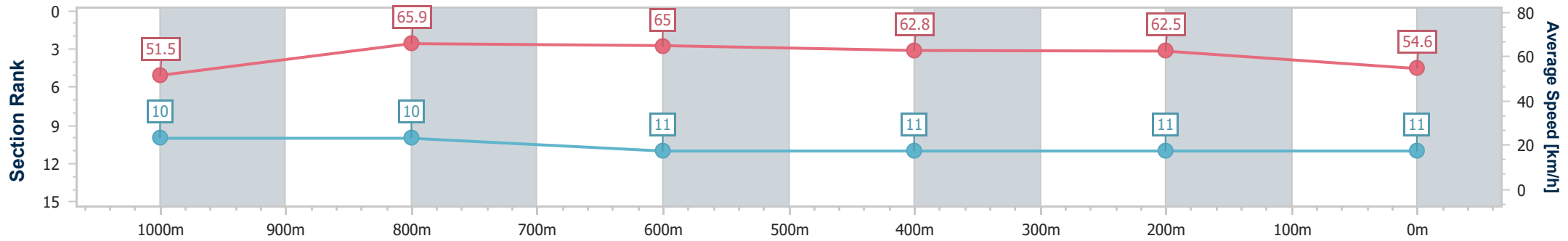


**BRISBANE**  
 RACING CLUB

27 August 2025 - 14:54

Track Rating: Good 4, Weather: Fine, Rail Position: +7.5m Entire

Section	Overall	1000m	800m	600m	400m	200m
Section Times	1:12.26 [11] (0:14.00)	0:58.26 [10] (0:10.92)	0:47.34 [10] (0:11.08)	0:36.26 [11] (0:11.50)	0:24.76 [11] (0:11.52)	0:13.24 [11] (0:13.24)
Average Speed [km/h]	51.5	65.9	65.0	62.8	62.5	54.6
Top Speed [km/h]	66.6	67.5	66.3	64.0	63.5	61.1
Avg. Dist. to Rail [m]	5.2	0.4	0.9	0.4	1.1	1.7
Avg. Stride Freq. [Hz]	2.4	2.5	2.4	2.4	2.4	2.3
Avg. Stride Length [m]	6.1	7.5	7.4	7.3	7.3	6.7



- [ ] Ranking at each section and finish
- .-.- No data available at this section
- NA No data available



Horse/Jockey Name	Elizabass
Final Rank	12
Fastest Section Time (Section)	0:10.48 (1000m)
Top Speed [km/h] (Section)	70.9 (1000m)
Race State	Finished



**DoombenProfessional**  
**Race 5: COUNTRY MUSIC RACEDAY 6 SEPTEMBER Fillies and Mares Class 1 Plate - 1200m**

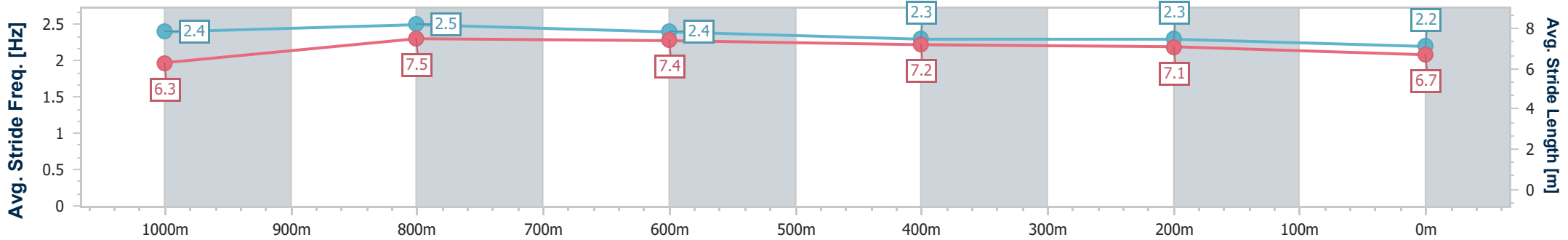
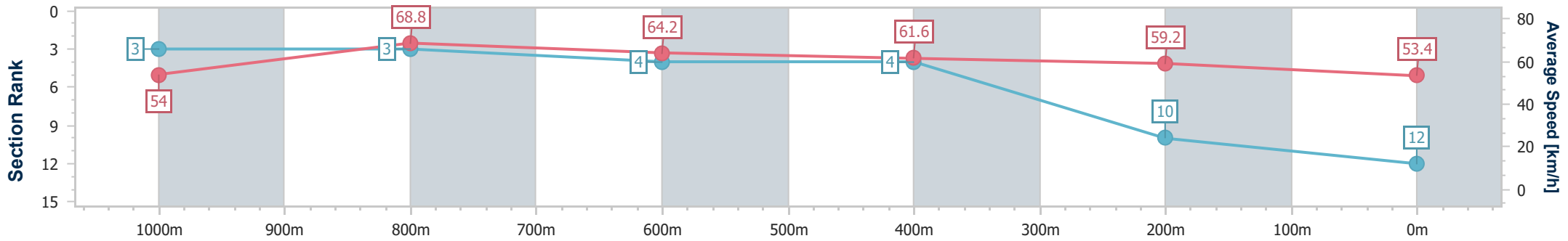


**BRISBANE**  
 RACING CLUB

27 August 2025 - 14:54

Track Rating: Good 4, Weather: Fine, Rail Position: +7.5m Entire

Section	Overall	1000m	800m	600m	400m	200m
Section Times	1:12.42 [12] (0:13.36)	0:59.06 [3] (0:10.48)	0:48.58 [3] (0:11.25)	0:37.33 [4] (0:11.75)	0:25.58 [4] (0:12.12)	0:13.46 [10] (0:13.46)
Average Speed [km/h]	54.0	68.8	64.2	61.6	59.2	53.4
Top Speed [km/h]	70.8	70.9	66.2	63.1	60.4	57.5
Avg. Dist. to Rail [m]	4.9	1.3	0.9	0.7	0.9	3.2
Avg. Stride Freq. [Hz]	2.4	2.5	2.4	2.3	2.3	2.2
Avg. Stride Length [m]	6.3	7.5	7.4	7.2	7.1	6.7



- [ ] Ranking at each section and finish
- .-.- No data available at this section
- NA No data available



**DoombenProfessional**  
**Race 6: SPRING CARNIVAL BOOK NOW BENCHMARK 68 Handicap - 2050m**  
**27 August 2025 - 15:29**



BRISBANE  
RACING CLUB

Track Rating: Good 4, Weather: Fine, Rail Position: +7.5m Entire

Section		Overall	1800m	1600m	1400m	1200m	1000m	800m	Last 600m				
Field Times		2:07.17 (0:16.90)	1:50.27 (0:11.36)	1:38.91 (0:12.06)	1:26.85 (0:12.50)	1:14.35 (0:12.67)	1:01.68 (0:12.82)	0:48.86 (0:12.65)	0:36.21				
Rank	TAB Horse/Jockey	Barrier	Top Speed [km/h]	Fastest Section	Distance Travelled [m]								
1	10 LUPINE Justin Huxtable	6	65.3	0:11.38	2:07.17 [1] (0:17.18)	1:49.99 [3] (0:11.57)	1:38.42 [5] (0:12.26)	1:26.16 [5] (0:12.77)	1:13.39 [5] (0:12.68)	1:00.71 [8] (0:12.88)	0:47.83 [6] (0:12.41)	0:35.42	
2	16 CELESTIAL BLAZE Jake Bayliss	8	64.5	0:11.36	2:07.19 [2] (0:16.90)	1:50.29 [1] (0:11.36)	1:38.93 [1] (0:12.06)	1:26.87 [1] (0:12.50)	1:14.37 [1] (0:12.67)	1:01.70 [1] (0:12.82)	0:48.88 [1] (0:12.65)	0:36.23	-3
3	8 SIMPLY FUN Georgina Cartwright	3	65.1	0:11.29	2:07.25 [3] (0:17.25)	1:50.00 [5] (0:11.29)	1:38.71 [4] (0:12.02)	1:26.69 [3] (0:12.67)	1:14.02 [3] (0:12.72)	1:01.30 [4] (0:12.85)	0:48.45 [4] (0:12.52)	0:35.93	+1
4	2 JUNE Cody Collis	2	64.4	0:11.34	2:07.35 [4] (0:17.62)	1:49.73 [9] (0:11.34)	1:38.39 [6] (0:12.11)	1:26.28 [6] (0:12.94)	1:13.34 [8] (0:12.54)	1:00.80 [9] (0:12.99)	0:47.81 [9] (0:12.24)	0:35.57	+4
5	7 MISS CHENERY Ryan Maloney	13	64.6	0:11.34	2:07.38 [5] (0:17.75)	1:49.63 [10] (0:11.89)	1:37.74 [11] (0:11.98)	1:25.76 [11] (0:12.65)	1:13.11 [11] (0:12.50)	1:00.61 [11] (0:12.90)	0:47.71 [10] (0:12.24)	0:35.47	+4
6	13 ADDITION Ben Thompson	12	65.3	0:11.31	2:07.44 [6] (0:17.23)	1:50.21 [4] (0:11.31)	1:38.90 [3] (0:12.05)	1:26.85 [4] (0:12.65)	1:14.20 [4] (0:12.58)	1:01.62 [3] (0:12.88)	0:48.74 [3] (0:12.59)	0:36.15	+1
7	14 PLEADEEL Brandon Lerena	11	65.8	0:11.26	2:07.45 [7] (0:18.34)	1:49.11 [14] (0:11.95)	1:37.16 [14] (0:11.82)	1:25.34 [14] (0:12.49)	1:12.85 [14] (0:12.64)	1:00.21 [14] (0:12.90)	0:47.31 [14] (0:12.30)	0:35.01	+0
8	3 TAREX Corey Sutherland	5	63.8	0:11.54	2:07.47 [8] (0:17.52)	1:49.95 [8] (0:11.81)	1:38.14 [8] (0:11.98)	1:26.16 [9] (0:12.70)	1:13.46 [8] (0:12.42)	1:01.04 [7] (0:13.01)	0:48.03 [8] (0:12.36)	0:35.67	+11
9	5 PUNJABI LANDING Andrew Mallyon	4	65.1	0:11.27	2:07.49 [9] (0:17.84)	1:49.65 [11] (0:11.61)	1:38.04 [10] (0:11.97)	1:26.07 [10] (0:12.83)	1:13.24 [10] (0:12.51)	1:00.73 [10] (0:12.97)	0:47.76 [11] (0:12.44)	0:35.32	+9
10	6 COSMIC LAD Angela Jones	10	64.7	0:11.41	2:07.61 [10] (0:17.41)	1:50.20 [6] (0:11.66)	1:38.54 [7] (0:12.08)	1:26.46 [7] (0:12.70)	1:13.76 [7] (0:12.52)	1:01.24 [6] (0:13.05)	0:48.19 [7] (0:12.39)	0:35.80	+8

Scratched: Papal Miss (#15), Demarcay (#17), Aldeenaary (#1), Hell Follows (#18)

[ ] Ranking at each section and finish  
 -:-:- No data available at this section  
 NA No data available

SCN Saddle cloth number  
 DNF Did not finish  
 DNT Did not track



# DoombenProfessional

## Race 6: SPRING CARNIVAL BOOK NOW BENCHMARK 68 Handicap - 2050m

27 August 2025 - 15:29



BRISBANE  
RACING CLUB

Track Rating: Good 4, Weather: Fine, Rail Position: +7.5m Entire

Section		Overall	1800m	1600m	1400m	1200m	1000m	800m	Last 600m
Field Times		2:07.17 (0:16.90)	1:50.27 (0:11.36)	1:38.91 (0:12.06)	1:26.85 (0:12.50)	1:14.35 (0:12.67)	1:01.68 (0:12.82)	0:48.86 (0:12.65)	0:36.21

Rank	TAB	Horse/Jockey	Barrier	Top Speed [km/h]	Fastest Section	Overall	1800m	1600m	1400m	1200m	1000m	800m	Last 600m	Distance Travelled [m]
11	11	<b>TAMBOURINE MAN</b> Tiffani Brooker	1	63.1 400m	0:11.61 400m	2:08.09 [11] (0:18.10)	1:49.99 [13] (0:11.94)	1:38.05 [13] (0:11.85)	1:26.20 [13] (0:12.47)	1:13.73 [12] (0:12.63)	1:01.10 [12] (0:12.90)	0:48.20 [12] (0:12.28)	0:35.92	-1
12	9	<b>UMETINI</b> Jag Guthmann-Chester	14	63.3 Overall	0:11.85 1800m	2:08.26 [12] (0:17.51)	1:50.75 [7] (0:11.85)	1:38.90 [9] (0:11.87)	1:27.03 [8] (0:12.59)	1:14.44 [6] (0:12.30)	1:02.14 [5] (0:12.91)	0:49.23 [5] (0:12.48)	0:36.75	+9
13	12	<b>MISS DYNAMO</b> Cejay Graham	7	62.4 400m	0:11.76 400m	2:08.57 [13] (0:17.96)	1:50.61 [12] (0:12.05)	1:38.56 [12] (0:11.86)	1:26.70 [12] (0:12.58)	1:14.12 [13] (0:12.56)	1:01.56 [13] (0:12.91)	0:48.65 [13] (0:12.20)	0:36.45	+4
14	4	<b>NAGAMIE</b> Luke Dempsey	9	64.6 Overall	0:11.48 1800m	2:09.44 [14] (0:17.03)	1:52.41 [2] (0:11.48)	1:40.93 [2] (0:12.02)	1:28.91 [2] (0:12.58)	1:16.33 [2] (0:12.61)	1:03.72 [2] (0:12.87)	0:50.85 [2] (0:12.65)	0:38.20	+6

Scratched: Papal Miss (#15), Demarcay (#17), Aldeenaary (#1), Hell Follows (#18)

[ ] Ranking at each section and finish  
 -:-:-:- No data available at this section  
 NA No data available

SCN Saddle cloth number  
 DNF Did not finish  
 DNT Did not track



# DoombenProfessional

## Race 6: SPRING CARNIVAL BOOK NOW BENCHMARK 68 Handicap - 2050m

27 August 2025 - 15:29



BRISBANE  
RACING CLUB

Track Rating: Good 4, Weather: Fine, Rail Position: +7.5m Entire

Section					600m	400m	200m	Last 600m			
Field Times					0:36.21 (0:12.16)	0:24.05 (0:11.72)	0:12.33 (0:12.33)	0:36.21			
Rank	TAB Horse/Jockey	Barrier	Top Speed [km/h]	Fastest Section	Margin			Distance Travelled [m]			
1	10 LUPINE Justin Huxtable	6	65.3	0:11.38 Overall 400m	0:35.42 [6] (0:12.00)	0:23.42 [6] (0:11.38)	0:12.04 [3] (0:12.04)	2:07.17			0:35.42
2	16 CELESTIAL BLAZE Jake Bayliss	8	64.5	0:11.36 Overall 1800m	0:36.23 [1] (0:12.16)	0:24.07 [1] (0:11.76)	0:12.31 [2] (0:12.31)	0.1L			0:36.23 -3
3	8 SIMPLY FUN Georgina Cartwright	3	65.1	0:11.29 Overall 1800m	0:35.93 [4] (0:12.06)	0:23.87 [3] (0:11.46)	0:12.41 [1] (0:12.41)	0.46L			0:35.93 +1
4	2 JUNE Cody Collis	2	64.4	0:11.34 400m 1800m	0:35.57 [7] (0:11.98)	0:23.59 [7] (0:11.54)	0:12.05 [5] (0:12.05)	1.06L			0:35.57 +4
5	7 MISS CHENERY Ryan Maloney	13	64.6	0:11.34 200m 400m	0:35.47 [10] (0:12.08)	0:23.39 [10] (0:11.34)	0:12.05 [7] (0:12.05)	1.26L			0:35.47 +4
6	13 ADDITION Ben Thompson	12	65.3	0:11.31 1800m 1800m	0:36.15 [3] (0:12.10)	0:24.05 [4] (0:11.75)	0:12.30 [4] (0:12.30)	1.6L			0:36.15 +1
7	14 PLEADEEL Brandon Lerena	11	65.8	0:11.26 400m 400m	0:35.01 [14] (0:11.96)	0:23.05 [14] (0:11.26)	0:11.79 [11] (0:11.79)	1.65L			0:35.01 +0
8	3 TAREX Corey Sutherland	5	63.8	0:11.54 400m 400m	0:35.67 [8] (0:11.99)	0:23.68 [8] (0:11.54)	0:12.14 [8] (0:12.14)	1.77L			0:35.67 +11
9	5 PUNJABI LANDING Andrew Mallyon	4	65.1	0:11.27 400m 400m	0:35.32 [13] (0:12.19)	0:23.13 [12] (0:11.27)	0:11.86 [9] (0:11.86)	1.89L			0:35.32 +9
10	6 COSMIC LAD Angela Jones	10	64.7	0:11.41 Overall 400m	0:35.80 [9] (0:12.10)	0:23.70 [9] (0:11.41)	0:12.29 [6] (0:12.29)	2.6L			0:35.80 +8

Scratched: Papal Miss (#15), Demarcay (#17), Aldeenaary (#1), Hell Follows (#18)

Report Created: Wed 27 August 2025 16:35 GMT+ (Note: Timing is based on position data)

Page 3/18

[ ] Ranking at each section and finish  
 -:-:- No data available at this section  
 NA No data available

SCN Saddle cloth number  
 DNF Did not finish  
 DNT Did not track

data processed by TRIPLESDATA



# Doomben Professional

## Race 6: SPRING CARNIVAL BOOK NOW BENCHMARK 68 Handicap - 2050m

27 August 2025 - 15:29



BRISBANE  
RACING CLUB

Track Rating: Good 4, Weather: Fine, Rail Position: +7.5m Entire

Section		600m	400m	200m				Last 600m		
Field Times		0:36.21 (0:12.16)	0:24.05 (0:11.72)	0:12.33 (0:12.33)				0:36.21		
Rank	TAB Horse/Jockey	Barrier	Top Speed [km/h]	Fastest Section	Margin			Distance Travelled [m]		
11	11 <b>TAMBOURINE MAN</b> Tiffani Brooker	1	63.1 400m	0:11.61 400m	0:35.92 [12] (0:12.20)	0:23.72 [13] (0:11.61)	0:12.11 [14] (0:12.11)	5.4L	0:35.92	-1
12	9 <b>UMETINI</b> Jag Guthmann-Chester	14	63.3 Overall	0:11.85 1800m	0:36.75 [5] (0:12.15)	0:24.60 [5] (0:12.00)	0:12.60 [10] (0:12.60)	6.39L	0:36.75	+9
13	12 <b>MISS DYNAMO</b> Cejay Graham	7	62.4 400m	0:11.76 400m	0:36.45 [11] (0:12.10)	0:24.35 [11] (0:11.76)	0:12.59 [13] (0:12.59)	8.26L	0:36.45	+4
14	4 <b>NAGAMIE</b> Luke Dempsey	9	64.6 Overall	0:11.48 1800m	0:38.20 [2] (0:12.12)	0:26.08 [2] (0:12.32)	0:13.76 [12] (0:13.76)	13.38L	0:38.20	+6

Scratched: Papal Miss (#15), Demarcay (#17), Aldeenaary (#1), Hell Follows (#18)



Horse/Jockey Name	Lupine
Final Rank	1
Fastest Section Time (Section)	0:11.38 (400m)
Top Speed [km/h] (Section)	65.3 (Overall)
Race State	Finished



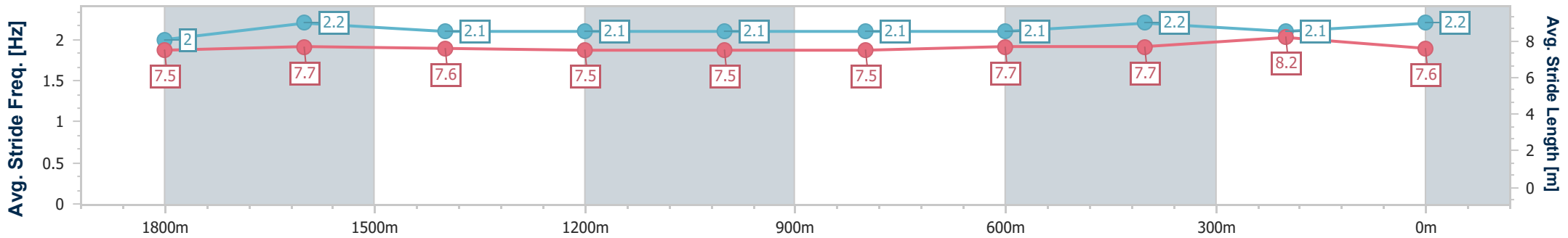
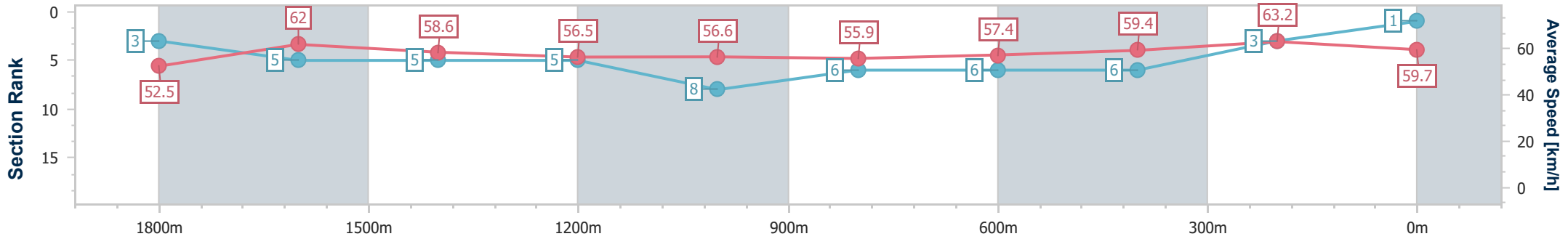
**DoombenProfessional**  
**Race 6: SPRING CARNIVAL BOOK NOW BENCHMARK 68**  
 Handicap - 2050m  
 27 August 2025 - 15:29



BRISBANE  
RACING CLUB

Track Rating: Good 4, Weather: Fine, Rail Position: +7.5m Entire

Section	Overall	1800m	1600m	1400m	1200m	1000m	800m	600m	400m	200m
Section Times	2:07.17 [1] (0:17.18)	1:49.99 [3] (0:11.57)	1:38.42 [5] (0:12.26)	1:26.16 [5] (0:12.77)	1:13.39 [5] (0:12.68)	1:00.71 [8] (0:12.88)	0:47.83 [6] (0:12.41)	0:35.42 [6] (0:12.00)	0:23.42 [6] (0:11.38)	0:12.04 [3] (0:12.04)
Average Speed [km/h]	52.5	62.0	58.6	56.5	56.6	55.9	57.4	59.4	63.2	59.7
Top Speed [km/h]	65.3	63.9	61.0	57.7	57.9	57.5	59.1	61.4	64.5	64.3
Avg. Dist. to Rail [m]	2.7	0.4	0.4	0.2	0.3	0.6	1.6	1.6	1.0	1.0
Avg. Stride Freq. [Hz]	2.0	2.2	2.1	2.1	2.1	2.1	2.1	2.2	2.1	2.2
Avg. Stride Length [m]	7.5	7.7	7.6	7.5	7.5	7.5	7.7	7.7	8.2	7.6



- [ ] Ranking at each section and finish
- .-.- No data available at this section
- NA No data available





Horse/Jockey Name	Celestial Blaze
Final Rank	2
Fastest Section Time (Section)	0:11.36 (1800m)
Top Speed [km/h] (Section)	64.5 (Overall)
Race State	Finished



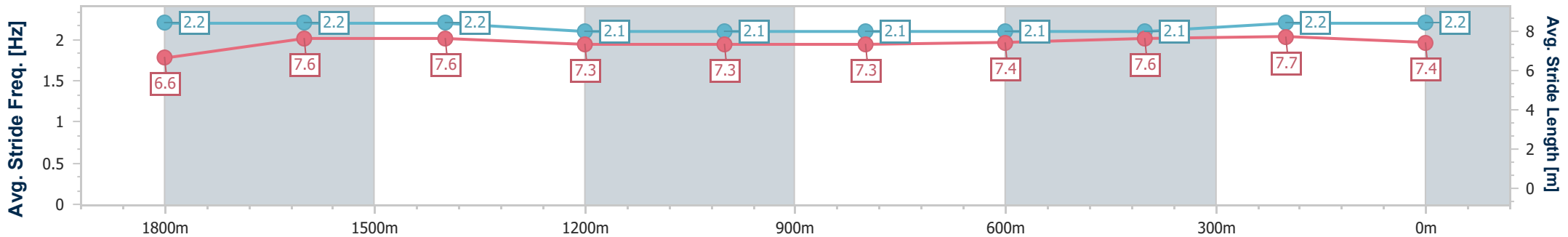
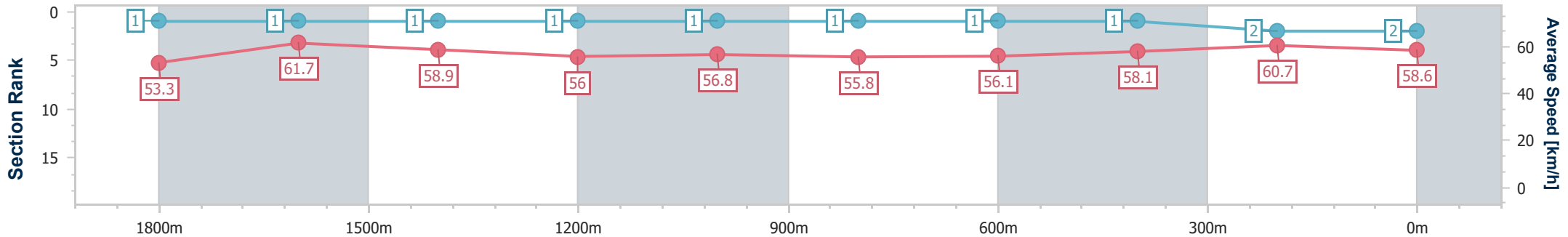
**Doomben Professional**  
**Race 6: SPRING CARNIVAL BOOK NOW BENCHMARK 68**  
 Handicap - 2050m  
 27 August 2025 - 15:29



BRISBANE  
RACING CLUB

Track Rating: Good 4, Weather: Fine, Rail Position: +7.5m Entire

Section	Overall	1800m	1600m	1400m	1200m	1000m	800m	600m	400m	200m
Section Times	2:07.19 [2] (0:16.90)	1:50.29 [1] (0:11.36)	1:38.93 [1] (0:12.06)	1:26.87 [1] (0:12.50)	1:14.37 [1] (0:12.67)	1:01.70 [1] (0:12.82)	0:48.88 [1] (0:12.65)	0:36.23 [1] (0:12.16)	0:24.07 [1] (0:11.76)	0:12.31 [2] (0:12.31)
Average Speed [km/h]	53.3	61.7	58.9	56.0	56.8	55.8	56.1	58.1	60.7	58.6
Top Speed [km/h]	64.5	64.3	59.7	57.1	57.6	57.1	58.0	58.4	62.3	60.5
Avg. Dist. to Rail [m]	3.2	3.7	3.5	4.4	3.9	2.9	2.7	3.3	3.5	2.3
Avg. Stride Freq. [Hz]	2.2	2.2	2.2	2.1	2.1	2.1	2.1	2.1	2.2	2.2
Avg. Stride Length [m]	6.6	7.6	7.6	7.3	7.3	7.3	7.4	7.6	7.7	7.4



- [ ] Ranking at each section and finish
- .-.- No data available at this section
- NA No data available



Horse/Jockey Name	Simply Fun
Final Rank	3
Fastest Section Time (Section)	0:11.29 (1800m)
Top Speed [km/h] (Section)	65.1 (Overall)
Race State	Finished



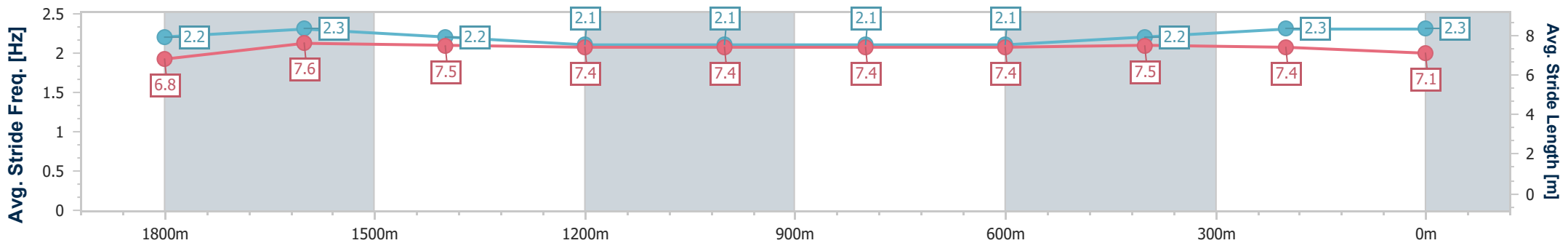
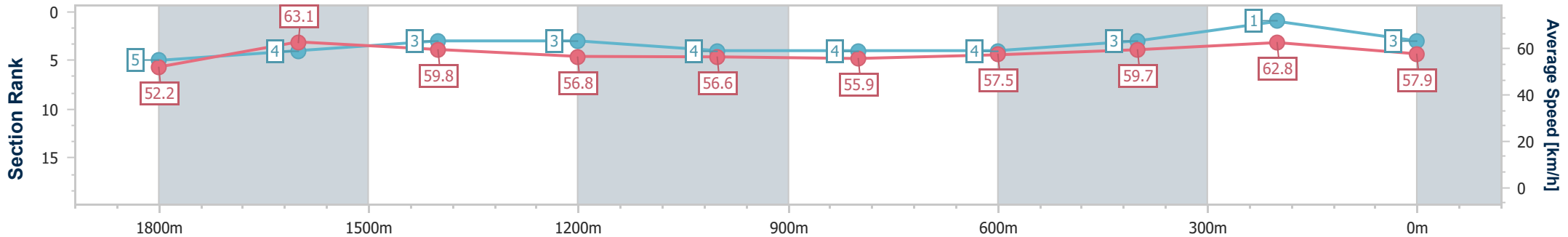
**DoombenProfessional**  
**Race 6: SPRING CARNIVAL BOOK NOW BENCHMARK 68**  
 Handicap - 2050m  
 27 August 2025 - 15:29



BRISBANE  
RACING CLUB

Track Rating: Good 4, Weather: Fine, Rail Position: +7.5m Entire

Section	Overall	1800m	1600m	1400m	1200m	1000m	800m	600m	400m	200m
Section Times	2:07.25 [3] (0:17.25)	1:50.00 [5] (0:11.29)	1:38.71 [4] (0:12.02)	1:26.69 [3] (0:12.67)	1:14.02 [3] (0:12.72)	1:01.30 [4] (0:12.85)	0:48.45 [4] (0:12.52)	0:35.93 [4] (0:12.06)	0:23.87 [3] (0:11.46)	0:12.41 [1] (0:12.41)
Average Speed [km/h]	52.2	63.1	59.8	56.8	56.6	55.9	57.5	59.7	62.8	57.9
Top Speed [km/h]	65.1	64.6	62.1	58.3	57.4	57.4	58.9	61.4	64.1	61.8
Avg. Dist. to Rail [m]	1.6	1.4	0.9	0.6	0.7	0.3	0.3	0.4	1.6	0.6
Avg. Stride Freq. [Hz]	2.2	2.3	2.2	2.1	2.1	2.1	2.1	2.2	2.3	2.3
Avg. Stride Length [m]	6.8	7.6	7.5	7.4	7.4	7.4	7.4	7.5	7.4	7.1



- [ ] Ranking at each section and finish
- .-.- No data available at this section
- NA No data available



Horse/Jockey Name	June
Final Rank	4
Fastest Section Time (Section)	0:11.34 (1800m)
Top Speed [km/h] (Section)	64.4 (400m)
Race State	Finished



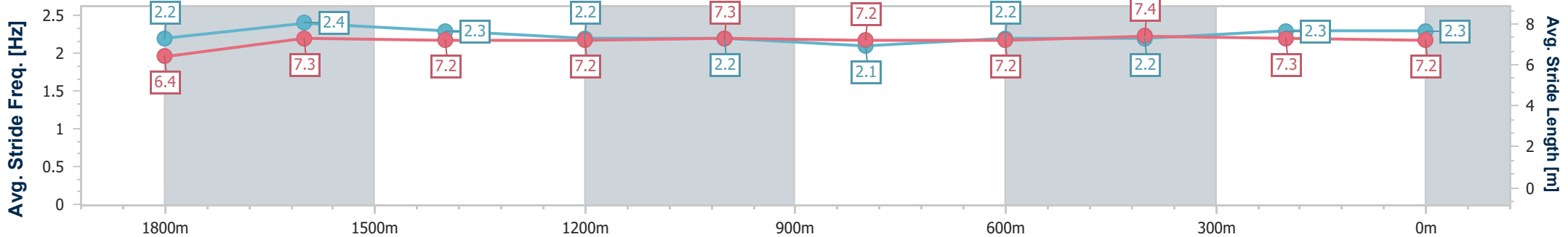
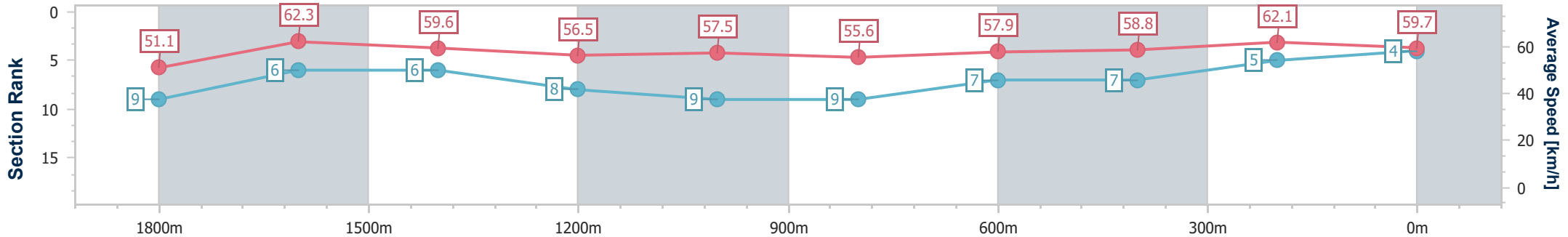
**Doomben Professional**  
**Race 6: SPRING CARNIVAL BOOK NOW BENCHMARK 68**  
 Handicap - 2050m  
 27 August 2025 - 15:29



BRISBANE  
RACING CLUB

Track Rating: Good 4, Weather: Fine, Rail Position: +7.5m Entire

Section	Overall	1800m	1600m	1400m	1200m	1000m	800m	600m	400m	200m
Section Times	2:07.35 [4] (0:17.62)	1:49.73 [9] (0:11.34)	1:38.39 [6] (0:12.11)	1:26.28 [6] (0:12.94)	1:13.34 [8] (0:12.54)	1:00.80 [9] (0:12.99)	0:47.81 [9] (0:12.24)	0:35.57 [7] (0:11.98)	0:23.59 [7] (0:11.54)	0:12.05 [5] (0:12.05)
Average Speed [km/h]	51.1	62.3	59.6	56.5	57.5	55.6	57.9	58.8	62.1	59.7
Top Speed [km/h]	64.2	64.4	60.8	57.2	58.3	56.7	59.7	60.5	64.4	62.6
Avg. Dist. to Rail [m]	2.9	3.2	1.6	2.4	3.2	1.6	3.6	3.3	3.0	2.9
Avg. Stride Freq. [Hz]	2.2	2.4	2.3	2.2	2.2	2.1	2.2	2.2	2.3	2.3
Avg. Stride Length [m]	6.4	7.3	7.2	7.2	7.3	7.2	7.2	7.4	7.3	7.2



- [ ] Ranking at each section and finish
- .-.- No data available at this section
- NA No data available



Horse/Jockey Name	Miss Chenery
Final Rank	5
Fastest Section Time (Section)	0:11.34 (400m)
Top Speed [km/h] (Section)	64.6 (200m)
Race State	Finished



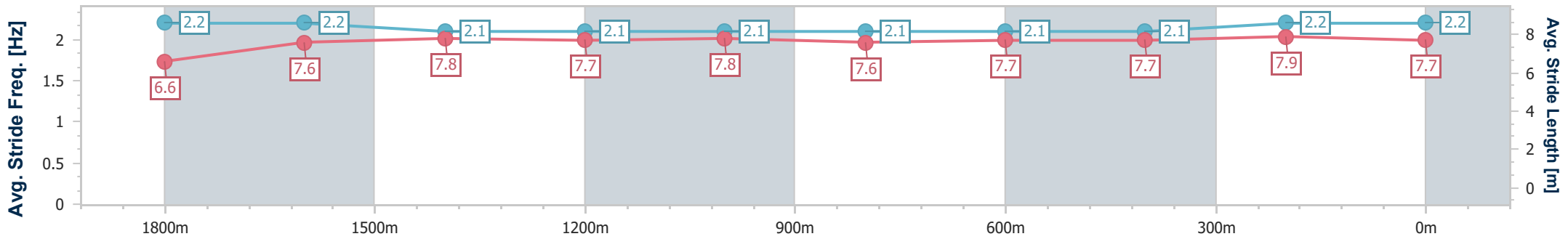
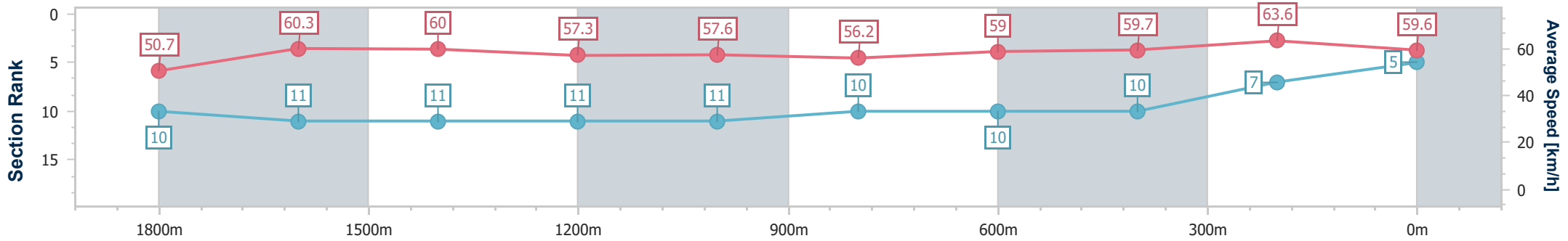
**DoombenProfessional**  
**Race 6: SPRING CARNIVAL BOOK NOW BENCHMARK 68**  
 Handicap - 2050m  
 27 August 2025 - 15:29



BRISBANE  
RACING CLUB

Track Rating: Good 4, Weather: Fine, Rail Position: +7.5m Entire

Section	Overall	1800m	1600m	1400m	1200m	1000m	800m	600m	400m	200m
Section Times	2:07.38 [5] (0:17.75)	1:49.63 [10] (0:11.89)	1:37.74 [11] (0:11.98)	1:25.76 [11] (0:12.65)	1:13.11 [11] (0:12.50)	1:00.61 [11] (0:12.90)	0:47.71 [10] (0:12.24)	0:35.47 [10] (0:12.08)	0:23.39 [10] (0:11.34)	0:12.05 [7] (0:12.05)
Average Speed [km/h]	50.7	60.3	60.0	57.3	57.6	56.2	59.0	59.7	63.6	59.6
Top Speed [km/h]	62.3	61.1	60.8	58.2	59.1	57.6	60.2	62.1	64.4	64.6
Avg. Dist. to Rail [m]	5.8	0.5	0.5	1.0	1.7	1.8	0.9	0.6	0.5	0.6
Avg. Stride Freq. [Hz]	2.2	2.2	2.1	2.1	2.1	2.1	2.1	2.1	2.2	2.2
Avg. Stride Length [m]	6.6	7.6	7.8	7.7	7.8	7.6	7.7	7.7	7.9	7.7



- [ ] Ranking at each section and finish
- .-.- No data available at this section
- NA No data available



Horse/Jockey Name	Addition
Final Rank	6
Fastest Section Time (Section)	0:11.31 (1800m)
Top Speed [km/h] (Section)	65.3 (1800m)
Race State	Finished



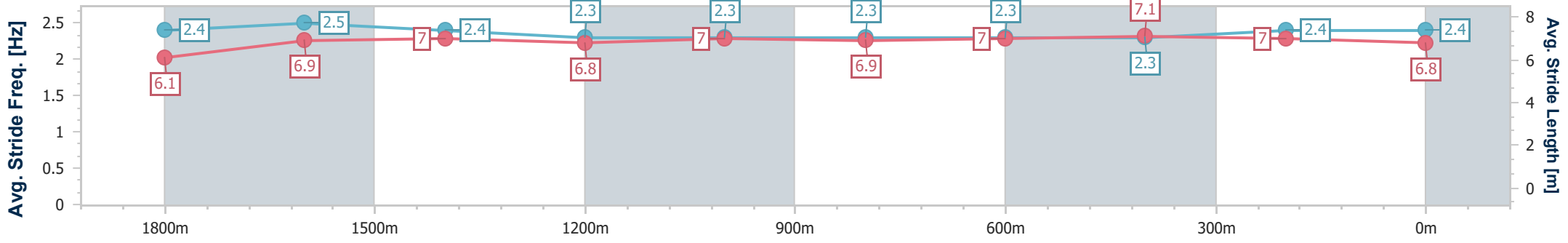
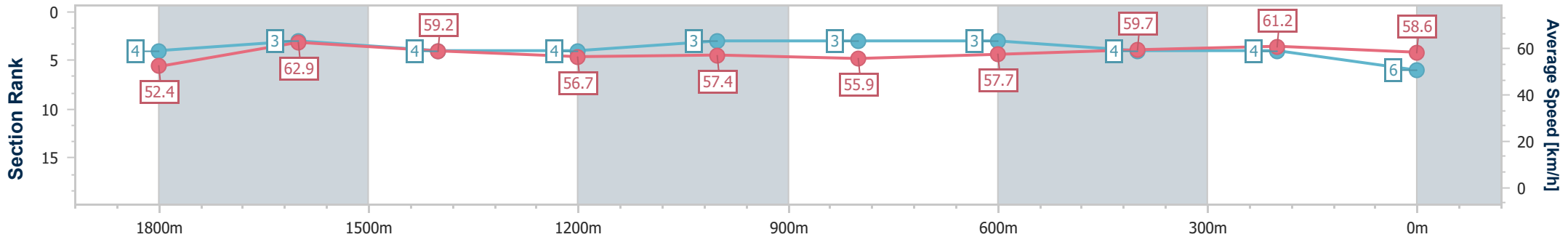
**DoombenProfessional**  
**Race 6: SPRING CARNIVAL BOOK NOW BENCHMARK 68**  
 Handicap - 2050m  
 27 August 2025 - 15:29



BRISBANE  
RACING CLUB

Track Rating: Good 4, Weather: Fine, Rail Position: +7.5m Entire

Section	Overall	1800m	1600m	1400m	1200m	1000m	800m	600m	400m	200m
Section Times	2:07.44 [6] (0:17.23)	1:50.21 [4] (0:11.31)	1:38.90 [3] (0:12.05)	1:26.85 [4] (0:12.65)	1:14.20 [4] (0:12.58)	1:01.62 [3] (0:12.88)	0:48.74 [3] (0:12.59)	0:36.15 [3] (0:12.10)	0:24.05 [4] (0:11.75)	0:12.30 [4] (0:12.30)
Average Speed [km/h]	52.4	62.9	59.2	56.7	57.4	55.9	57.7	59.7	61.2	58.6
Top Speed [km/h]	65.0	65.3	60.4	58.1	57.8	57.2	59.4	61.1	62.8	61.5
Avg. Dist. to Rail [m]	5.6	1.7	2.6	0.6	1.1	1.2	1.2	0.5	0.5	1.4
Avg. Stride Freq. [Hz]	2.4	2.5	2.4	2.3	2.3	2.3	2.3	2.3	2.4	2.4
Avg. Stride Length [m]	6.1	6.9	7.0	6.8	7.0	6.9	7.0	7.1	7.0	6.8



- [ ] Ranking at each section and finish
- .-.- No data available at this section
- NA No data available



Horse/Jockey Name	Pleadeel
Final Rank	7
Fastest Section Time (Section)	0:11.26 (400m)
Top Speed [km/h] (Section)	65.8 (400m)
Race State	Finished



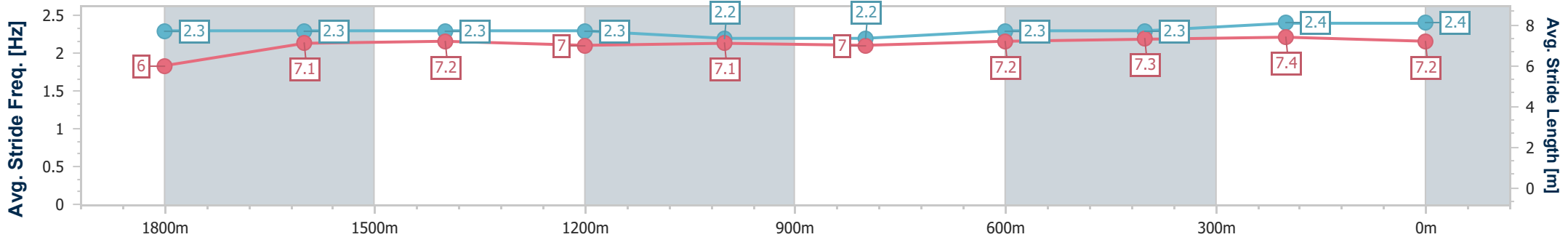
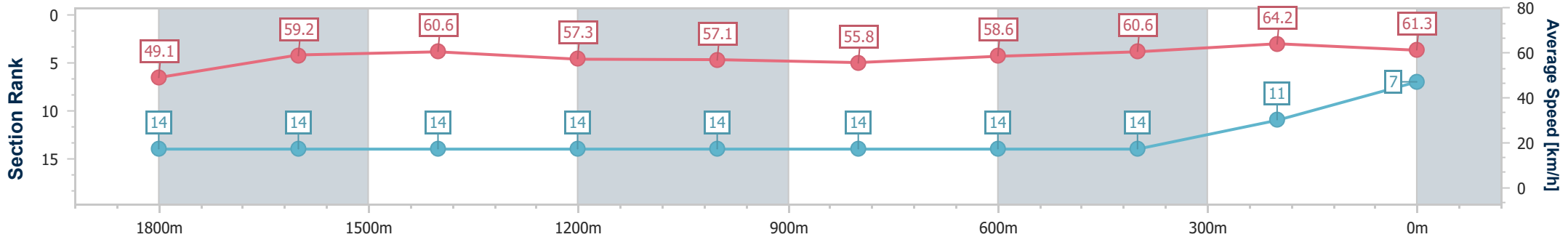
**Doomben Professional**  
**Race 6: SPRING CARNIVAL BOOK NOW BENCHMARK 68**  
**Handicap - 2050m**  
**27 August 2025 - 15:29**



**BRISBANE**  
**RACING CLUB**

Track Rating: Good 4, Weather: Fine, Rail Position: +7.5m Entire

Section	Overall	1800m	1600m	1400m	1200m	1000m	800m	600m	400m	200m
Section Times	2:07.45 [7] (0:18.34)	1:49.11 [14] (0:11.95)	1:37.16 [14] (0:11.82)	1:25.34 [14] (0:12.49)	1:12.85 [14] (0:12.64)	1:00.21 [14] (0:12.90)	0:47.31 [14] (0:12.30)	0:35.01 [14] (0:11.96)	0:23.05 [14] (0:11.26)	0:11.79 [11] (0:11.79)
Average Speed [km/h]	49.1	59.2	60.6	57.3	57.1	55.8	58.6	60.6	64.2	61.3
Top Speed [km/h]	63.0	60.9	61.3	59.9	58.6	58.6	60.4	63.6	65.8	64.2
Avg. Dist. to Rail [m]	4.0	2.3	1.0	0.8	0.5	0.5	0.5	0.9	4.4	7.2
Avg. Stride Freq. [Hz]	2.3	2.3	2.3	2.3	2.2	2.2	2.3	2.3	2.4	2.4
Avg. Stride Length [m]	6.0	7.1	7.2	7.0	7.1	7.0	7.2	7.3	7.4	7.2



- [ ] Ranking at each section and finish
- .-.- No data available at this section
- NA No data available



Horse/Jockey Name	Tarex
Final Rank	8
Fastest Section Time (Section)	0:11.54 (400m)
Top Speed [km/h] (Section)	63.8 (400m)
Race State	Finished



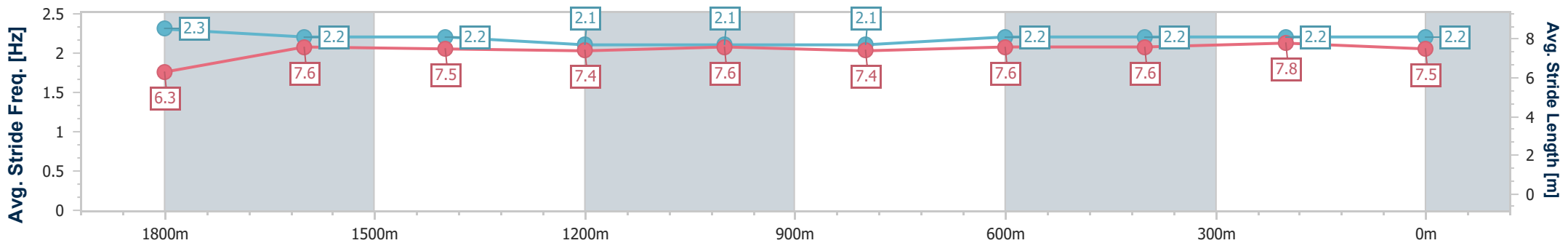
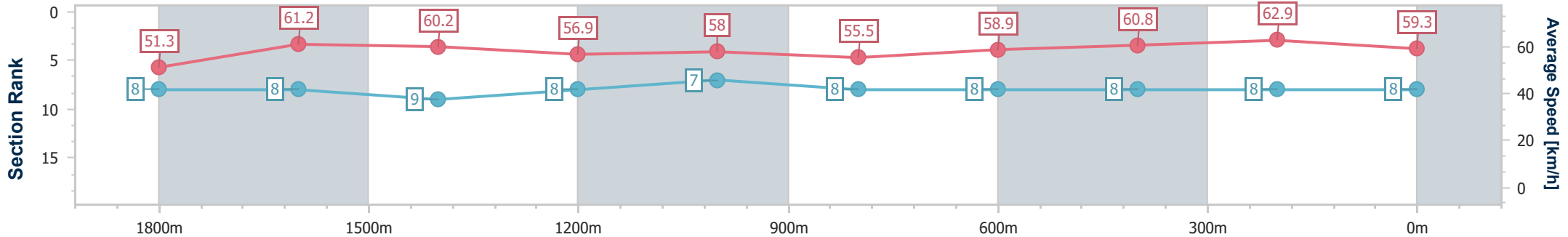
**DoombenProfessional**  
**Race 6: SPRING CARNIVAL BOOK NOW BENCHMARK 68**  
 Handicap - 2050m  
 27 August 2025 - 15:29



BRISBANE  
RACING CLUB

Track Rating: Good 4, Weather: Fine, Rail Position: +7.5m Entire

Section	Overall	1800m	1600m	1400m	1200m	1000m	800m	600m	400m	200m
Section Times	2:07.47 [8] (0:17.52)	1:49.95 [8] (0:11.81)	1:38.14 [8] (0:11.98)	1:26.16 [9] (0:12.70)	1:13.46 [8] (0:12.42)	1:01.04 [7] (0:13.01)	0:48.03 [8] (0:12.36)	0:35.67 [8] (0:11.99)	0:23.68 [8] (0:11.54)	0:12.14 [8] (0:12.14)
Average Speed [km/h]	51.3	61.2	60.2	56.9	58.0	55.5	58.9	60.8	62.9	59.3
Top Speed [km/h]	62.9	62.5	62.4	58.3	60.1	56.8	59.8	62.1	63.8	62.1
Avg. Dist. to Rail [m]	1.6	0.4	0.6	1.0	1.6	1.8	1.8	2.4	4.1	5.3
Avg. Stride Freq. [Hz]	2.3	2.2	2.2	2.1	2.1	2.1	2.2	2.2	2.2	2.2
Avg. Stride Length [m]	6.3	7.6	7.5	7.4	7.6	7.4	7.6	7.6	7.8	7.5



- [ ] Ranking at each section and finish
- .-.- No data available at this section
- NA No data available



Horse/Jockey Name	Punjabi Landing
Final Rank	9
Fastest Section Time (Section)	0:11.27 (400m)
Top Speed [km/h] (Section)	65.1 (400m)
Race State	Finished



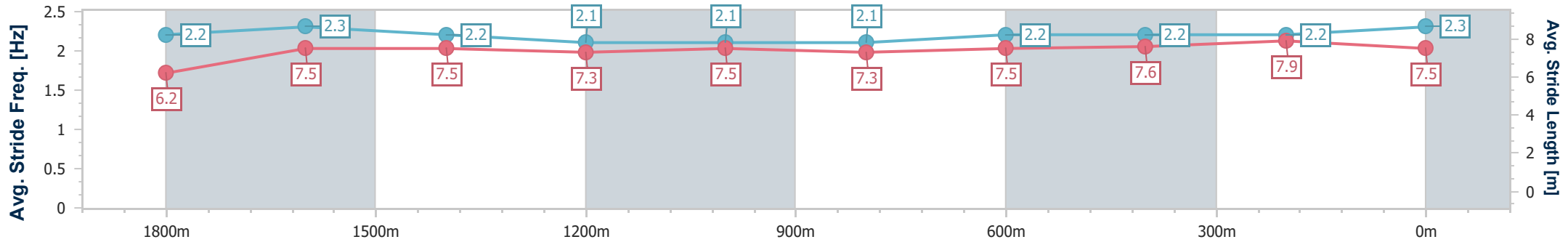
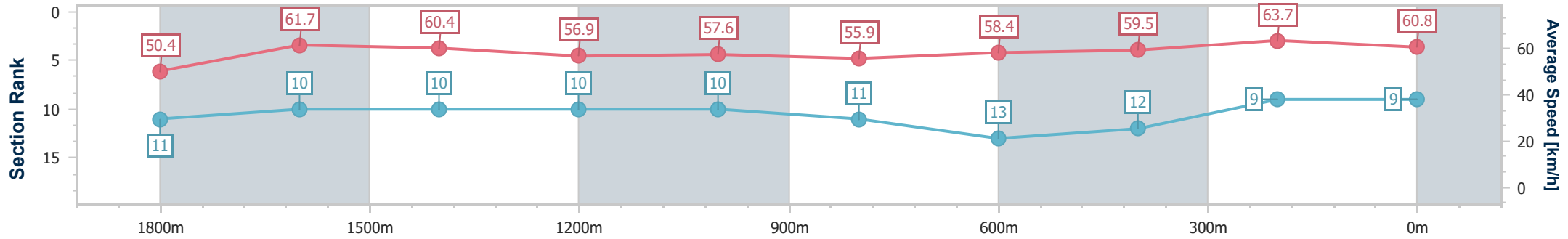
**DoombenProfessional**  
**Race 6: SPRING CARNIVAL BOOK NOW BENCHMARK 68**  
**Handicap - 2050m**  
**27 August 2025 - 15:29**



**BRISBANE**  
**RACING CLUB**

Track Rating: Good 4, Weather: Fine, Rail Position: +7.5m Entire

Section	Overall	1800m	1600m	1400m	1200m	1000m	800m	600m	400m	200m
Section Times	2:07.49 [9] (0:17.84)	1:49.65 [11] (0:11.61)	1:38.04 [10] (0:11.97)	1:26.07 [10] (0:12.83)	1:13.24 [10] (0:12.51)	1:00.73 [10] (0:12.97)	0:47.76 [11] (0:12.44)	0:35.32 [13] (0:12.19)	0:23.13 [12] (0:11.27)	0:11.86 [9] (0:11.86)
Average Speed [km/h]	50.4	61.7	60.4	56.9	57.6	55.9	58.4	59.5	63.7	60.8
Top Speed [km/h]	64.0	63.4	62.7	58.7	58.8	57.4	59.4	62.3	65.1	63.7
Avg. Dist. to Rail [m]	1.6	1.1	0.9	2.2	3.1	2.2	1.8	1.2	0.8	3.0
Avg. Stride Freq. [Hz]	2.2	2.3	2.2	2.1	2.1	2.1	2.2	2.2	2.2	2.3
Avg. Stride Length [m]	6.2	7.5	7.5	7.3	7.5	7.3	7.5	7.6	7.9	7.5



- [ ] Ranking at each section and finish
- .-.- No data available at this section
- NA No data available





Horse/Jockey Name	Cosmic Lad
Final Rank	10
Fastest Section Time (Section)	0:11.41 (400m)
Top Speed [km/h] (Section)	64.7 (Overall)
Race State	Finished



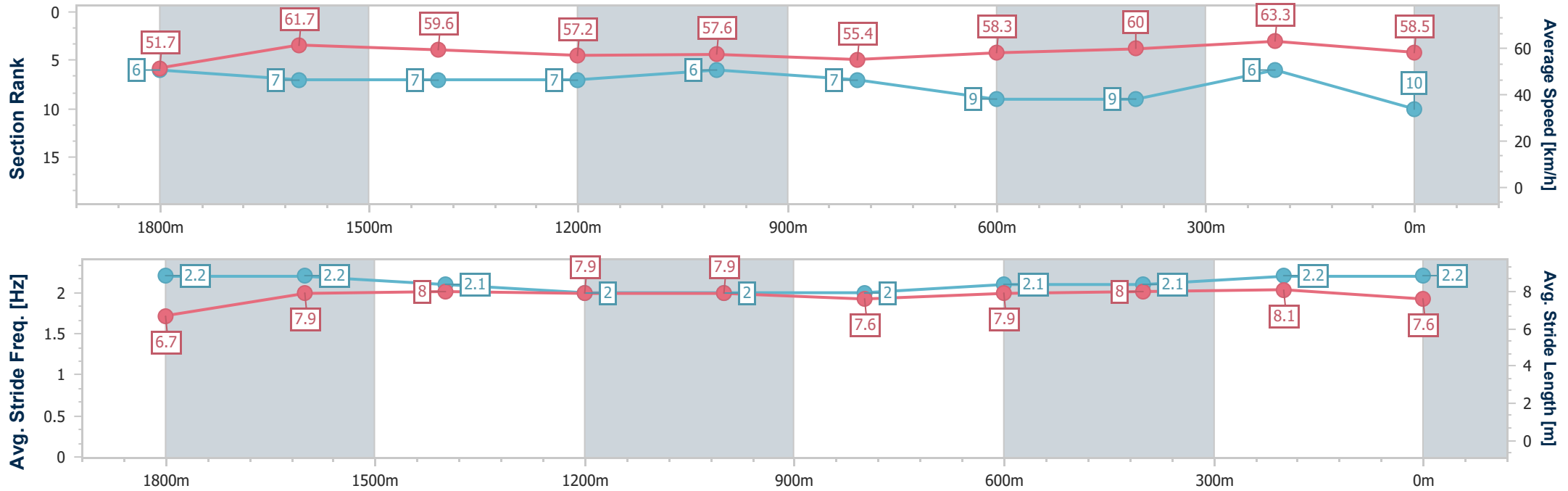
**Doomben Professional**  
**Race 6: SPRING CARNIVAL BOOK NOW BENCHMARK 68**  
 Handicap - 2050m  
 27 August 2025 - 15:29



BRISBANE  
RACING CLUB

Track Rating: Good 4, Weather: Fine, Rail Position: +7.5m Entire

Section	Overall	1800m	1600m	1400m	1200m	1000m	800m	600m	400m	200m
Section Times	2:07.61 [10] (0:17.41)	1:50.20 [6] (0:11.66)	1:38.54 [7] (0:12.08)	1:26.46 [7] (0:12.70)	1:13.76 [7] (0:12.52)	1:01.24 [6] (0:13.05)	0:48.19 [7] (0:12.39)	0:35.80 [9] (0:12.10)	0:23.70 [9] (0:11.41)	0:12.29 [6] (0:12.29)
Average Speed [km/h]	51.7	61.7	59.6	57.2	57.6	55.4	58.3	60.0	63.3	58.5
Top Speed [km/h]	64.7	64.4	62.0	58.5	58.5	57.1	59.7	62.9	64.0	62.3
Avg. Dist. to Rail [m]	4.4	0.5	0.9	1.6	1.8	1.5	0.8	1.3	3.7	6.1
Avg. Stride Freq. [Hz]	2.2	2.2	2.1	2.0	2.0	2.0	2.1	2.1	2.2	2.2
Avg. Stride Length [m]	6.7	7.9	8.0	7.9	7.9	7.6	7.9	8.0	8.1	7.6



- [ ] Ranking at each section and finish
- .-.- No data available at this section
- NA No data available



Horse/Jockey Name	Tambourine Man
Final Rank	11
Fastest Section Time (Section)	0:11.61 (400m)
Top Speed [km/h] (Section)	63.1 (400m)
Race State	Finished



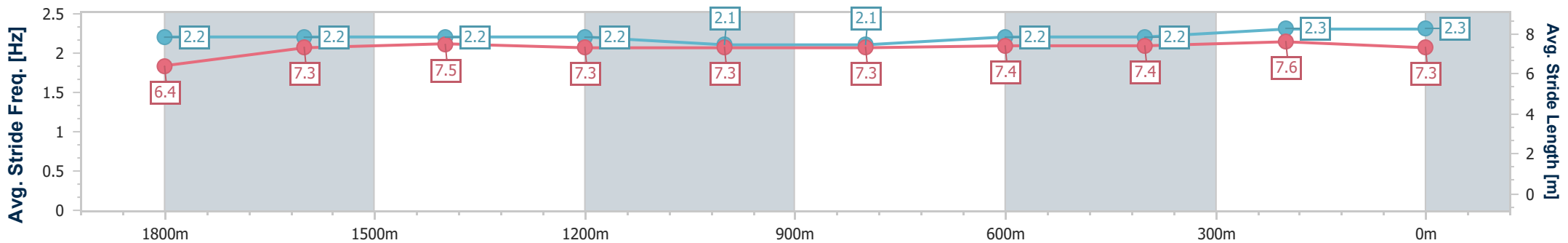
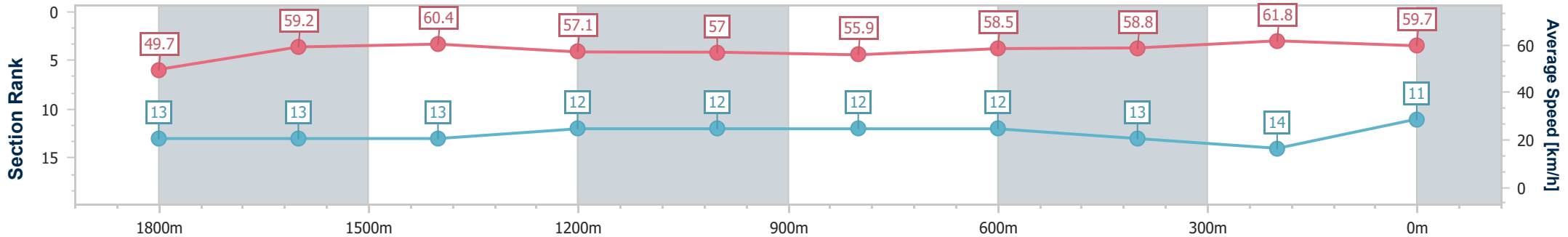
**Doomben Professional**  
**Race 6: SPRING CARNIVAL BOOK NOW BENCHMARK 68**  
 Handicap - 2050m  
 27 August 2025 - 15:29



**BRISBANE**  
 RACING CLUB

Track Rating: Good 4, Weather: Fine, Rail Position: +7.5m Entire

Section	Overall	1800m	1600m	1400m	1200m	1000m	800m	600m	400m	200m
Section Times	2:08.09 [11] (0:18.10)	1:49.99 [13] (0:11.94)	1:38.05 [13] (0:11.85)	1:26.20 [13] (0:12.47)	1:13.73 [12] (0:12.63)	1:01.10 [12] (0:12.90)	0:48.20 [12] (0:12.28)	0:35.92 [12] (0:12.20)	0:23.72 [13] (0:11.61)	0:12.11 [14] (0:12.11)
Average Speed [km/h]	49.7	59.2	60.4	57.1	57.0	55.9	58.5	58.8	61.8	59.7
Top Speed [km/h]	61.6	60.7	61.3	58.8	58.2	57.8	60.3	59.9	63.1	61.5
Avg. Dist. to Rail [m]	2.3	2.9	2.0	1.1	0.3	0.4	0.4	0.2	0.9	0.5
Avg. Stride Freq. [Hz]	2.2	2.2	2.2	2.2	2.1	2.1	2.2	2.2	2.3	2.3
Avg. Stride Length [m]	6.4	7.3	7.5	7.3	7.3	7.3	7.4	7.4	7.6	7.3



- [ ] Ranking at each section and finish
- .-.- No data available at this section
- NA No data available



Horse/Jockey Name	Umetini
Final Rank	12
Fastest Section Time (Section)	0:11.85 (1800m)
Top Speed [km/h] (Section)	63.3 (Overall)
Race State	Finished



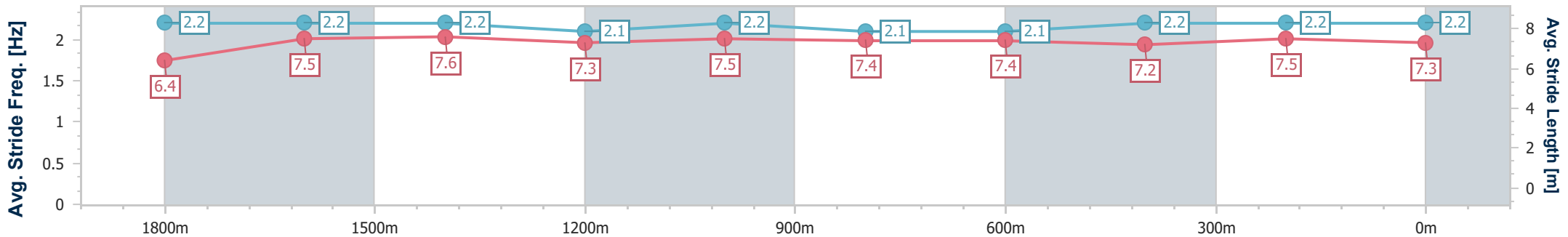
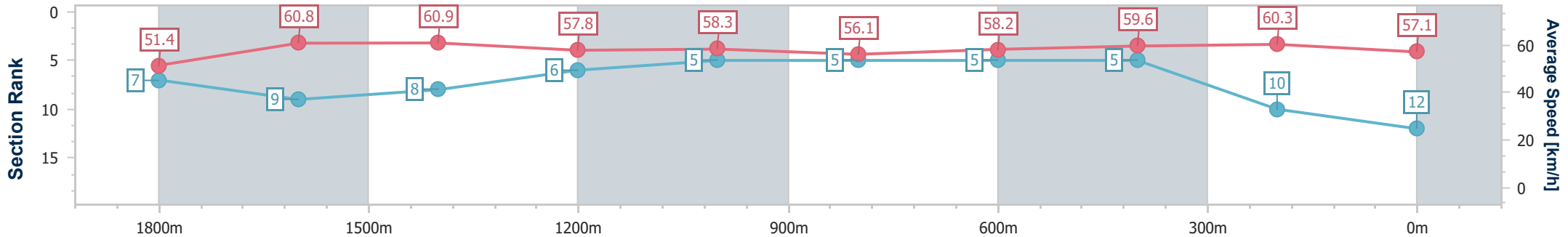
**Doomben Professional**  
**Race 6: SPRING CARNIVAL BOOK NOW BENCHMARK 68**  
**Handicap - 2050m**  
**27 August 2025 - 15:29**



**BRISBANE**  
**RACING CLUB**

Track Rating: Good 4, Weather: Fine, Rail Position: +7.5m Entire

Section	Overall	1800m	1600m	1400m	1200m	1000m	800m	600m	400m	200m
Section Times	2:08.26 [12] (0:17.51)	1:50.75 [7] (0:11.85)	1:38.90 [9] (0:11.87)	1:27.03 [8] (0:12.59)	1:14.44 [6] (0:12.30)	1:02.14 [5] (0:12.91)	0:49.23 [5] (0:12.48)	0:36.75 [5] (0:12.15)	0:24.60 [5] (0:12.00)	0:12.60 [10] (0:12.60)
Average Speed [km/h]	51.4	60.8	60.9	57.8	58.3	56.1	58.2	59.6	60.3	57.1
Top Speed [km/h]	63.3	62.2	62.3	58.3	59.0	57.7	59.7	60.8	61.2	59.9
Avg. Dist. to Rail [m]	7.0	0.5	1.1	0.9	2.3	2.5	1.6	1.3	3.7	5.5
Avg. Stride Freq. [Hz]	2.2	2.2	2.2	2.1	2.2	2.1	2.1	2.2	2.2	2.2
Avg. Stride Length [m]	6.4	7.5	7.6	7.3	7.5	7.4	7.4	7.2	7.5	7.3



- [ ] Ranking at each section and finish
- .-.- No data available at this section
- NA No data available



Horse/Jockey Name	Miss Dynamo
Final Rank	13
Fastest Section Time (Section)	0:11.76 (400m)
Top Speed [km/h] (Section)	62.4 (400m)
Race State	Finished



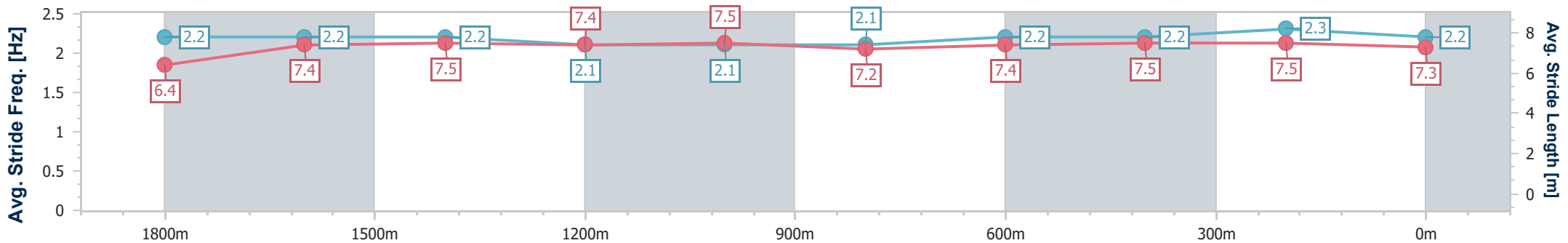
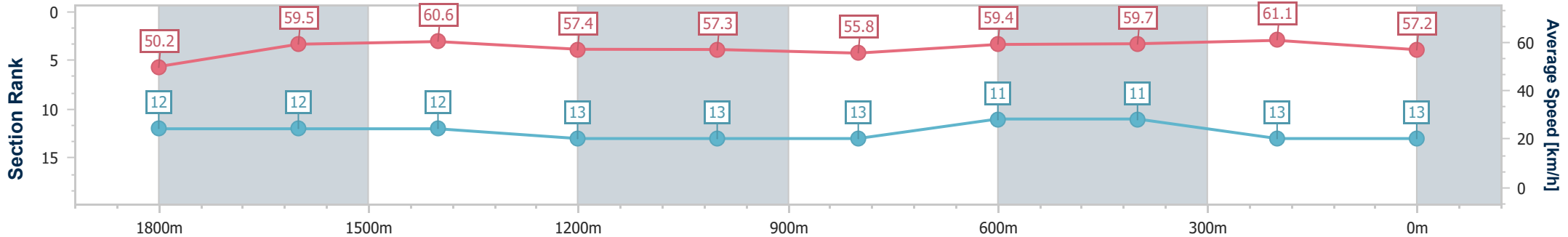
**Doomben Professional**  
**Race 6: SPRING CARNIVAL BOOK NOW BENCHMARK 68**  
**Handicap - 2050m**  
**27 August 2025 - 15:29**



**BRISBANE**  
**RACING CLUB**

Track Rating: Good 4, Weather: Fine, Rail Position: +7.5m Entire

Section	Overall	1800m	1600m	1400m	1200m	1000m	800m	600m	400m	200m
Section Times	2:08.57 [13] (0:17.96)	1:50.61 [12] (0:12.05)	1:38.56 [12] (0:11.86)	1:26.70 [12] (0:12.58)	1:14.12 [13] (0:12.56)	1:01.56 [13] (0:12.91)	0:48.65 [13] (0:12.20)	0:36.45 [11] (0:12.10)	0:24.35 [11] (0:11.76)	0:12.59 [13] (0:12.59)
Average Speed [km/h]	50.2	59.5	60.6	57.4	57.3	55.8	59.4	59.7	61.1	57.2
Top Speed [km/h]	61.8	61.1	61.1	59.2	58.7	58.6	60.5	60.7	62.4	60.5
Avg. Dist. to Rail [m]	2.7	0.9	0.4	0.6	1.3	1.3	1.0	0.3	1.4	3.6
Avg. Stride Freq. [Hz]	2.2	2.2	2.2	2.1	2.1	2.1	2.2	2.2	2.3	2.2
Avg. Stride Length [m]	6.4	7.4	7.5	7.4	7.5	7.2	7.4	7.5	7.5	7.3



- [ ] Ranking at each section and finish
- .-.- No data available at this section
- NA No data available



Horse/Jockey Name	Nagamie
Final Rank	14
Fastest Section Time (Section)	0:11.48 (1800m)
Top Speed [km/h] (Section)	64.6 (Overall)
Race State	Finished



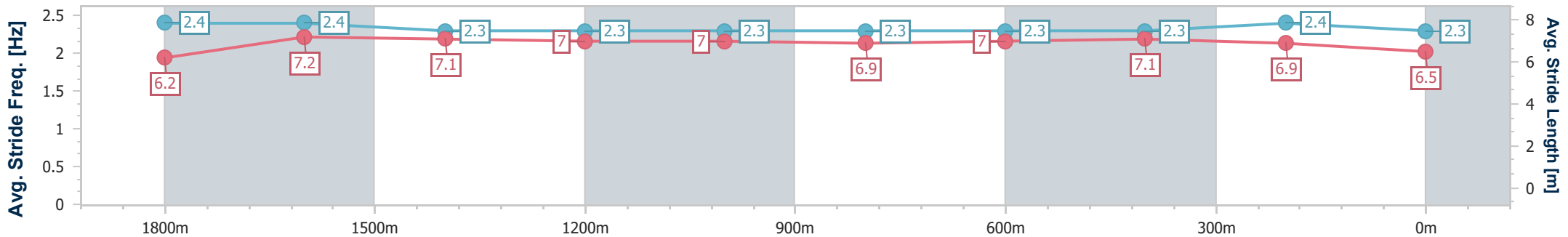
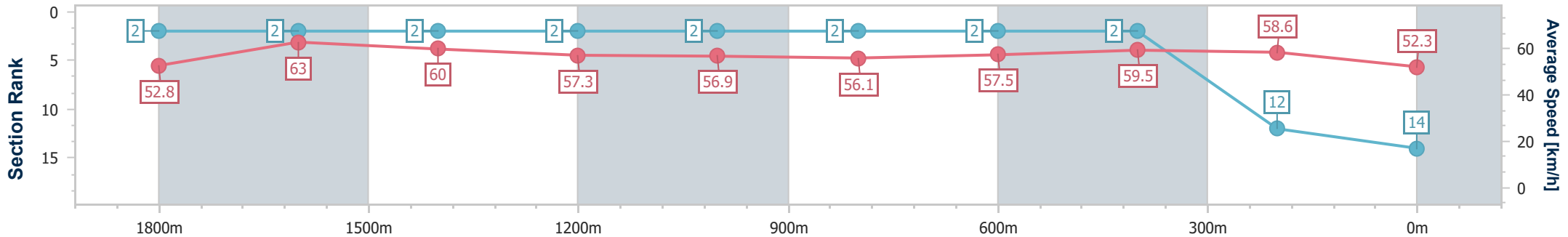
**Doomben Professional**  
**Race 6: SPRING CARNIVAL BOOK NOW BENCHMARK 68**  
**Handicap - 2050m**  
**27 August 2025 - 15:29**



**BRISBANE**  
**RACING CLUB**

Track Rating: Good 4, Weather: Fine, Rail Position: +7.5m Entire

Section	Overall	1800m	1600m	1400m	1200m	1000m	800m	600m	400m	200m
Section Times	2:09.44 [14] (0:17.03)	1:52.41 [2] (0:11.48)	1:40.93 [2] (0:12.02)	1:28.91 [2] (0:12.58)	1:16.33 [2] (0:12.61)	1:03.72 [2] (0:12.87)	0:50.85 [2] (0:12.65)	0:38.20 [2] (0:12.12)	0:26.08 [2] (0:12.32)	0:13.76 [12] (0:13.76)
Average Speed [km/h]	52.8	63.0	60.0	57.3	56.9	56.1	57.5	59.5	58.6	52.3
Top Speed [km/h]	64.6	64.5	62.7	58.7	57.6	57.4	59.2	60.8	60.5	57.5
Avg. Dist. to Rail [m]	3.6	0.7	0.6	0.4	1.4	1.2	1.4	0.7	2.3	1.6
Avg. Stride Freq. [Hz]	2.4	2.4	2.3	2.3	2.3	2.3	2.3	2.3	2.4	2.3
Avg. Stride Length [m]	6.2	7.2	7.1	7.0	7.0	6.9	7.0	7.1	6.9	6.5



- [ ] Ranking at each section and finish
- .-.- No data available at this section
- NA No data available



# DoombenProfessional

## Race 7: XXXX GOLD BENCHMARK 65 Handicap - 1110m

27 August 2025 - 16:03



BRISBANE  
RACING CLUB

Track Rating: Good 4, Weather: Fine, Rail Position: +7.5m Entire

Section		Field Times											
		Overall	1000m	800m	600m	400m	200m	Last 600m					
		1:05.18 (0:08.49)	0:56.69 (0:10.91)	0:45.78 (0:10.98)	0:34.80 (0:11.17)	0:23.63 (0:11.47)	0:12.16 (0:12.16)	0:34.80					
Rank	TAB Horse/Jockey	Barrier	Top Speed [km/h]	Fastest Section								Margin	Distance Travelled [m]
1	3 MIO SORRENTO Cody Collis	4	67.2 800m	0:08.93 Overall	1:05.18 [1] (0:08.93)	0:56.25 [9] (0:11.01)	0:45.24 [7] (0:10.92)	0:34.32 [7] (0:11.26)	0:23.06 [7] (0:11.25)	0:11.81 [6] (0:11.81)	1:05.18	0:34.32	
2	1 NEGOTIATIONS Ben Thompson	2	68.0 1000m	0:08.64 Overall	1:05.25 [2] (0:08.64)	0:56.61 [4] (0:10.92)	0:45.69 [3] (0:11.04)	0:34.65 [3] (0:11.31)	0:23.34 [5] (0:11.30)	0:12.04 [4] (0:12.04)	0.4L	0:34.65	+3
3	9 I'M ZAC Angela Jones	7	66.7 1000m	0:08.76 Overall	1:05.26 [3] (0:08.76)	0:56.50 [8] (0:11.19)	0:45.31 [8] (0:11.10)	0:34.21 [8] (0:11.26)	0:22.95 [9] (0:11.21)	0:11.74 [8] (0:11.74)	0.47L	0:34.21	+1
4	4 AIR WE GO Jag Guthmann-Chester	5	67.2 1000m	0:08.49 Overall	1:05.38 [4] (0:08.49)	0:56.89 [1] (0:10.91)	0:45.98 [1] (0:10.98)	0:35.00 [1] (0:11.28)	0:23.72 [2] (0:11.39)	0:12.33 [2] (0:12.33)	1.18L	0:35.00	+0
5	2 KIRIBATI Corey Sutherland	8	67.5 1000m	0:08.66 Overall	1:05.39 [5] (0:08.66)	0:56.73 [5] (0:10.92)	0:45.81 [4] (0:11.02)	0:34.79 [5] (0:11.22)	0:23.57 [3] (0:11.27)	0:12.30 [3] (0:12.30)	1.27L	0:34.79	+4
6	5 SURREAL ASCOT Olivia Webb	3	69.1 600m	0:08.53 Overall	1:05.45 [6] (0:08.53)	0:56.92 [2] (0:11.00)	0:45.92 [2] (0:10.88)	0:35.04 [2] (0:11.14)	0:23.90 [1] (0:11.47)	0:12.43 [1] (0:12.43)	1.62L	0:35.04	-3
7	14 KIRRAGIRL Cejay Graham	1	66.2 1000m	0:08.53 Overall	1:05.50 [7] (0:08.53)	0:56.97 [2] (0:11.09)	0:45.88 [5] (0:10.98)	0:34.90 [4] (0:11.26)	0:23.64 [4] (0:11.36)	0:12.28 [5] (0:12.28)	1.89L	0:34.90	-2
8	11 INDUBITABLY Jason Taylor	6	66.9 800m	0:08.69 Overall	1:05.72 [8] (0:08.69)	0:57.03 [6] (0:11.11)	0:45.92 [6] (0:10.94)	0:34.98 [6] (0:11.24)	0:23.74 [6] (0:11.42)	0:12.32 [7] (0:12.32)	3.18L	0:34.98	+3
9	7 LUCIFER'S WAY Ryan Maloney	9	68.5 800m	0:08.70 Overall	1:06.33 [9] (0:08.70)	0:57.63 [7] (0:11.43)	0:46.20 [9] (0:10.95)	0:35.25 [9] (0:11.14)	0:24.11 [8] (0:11.47)	0:12.64 [9] (0:12.64)	6.77L	0:35.25	+0

Scratched: Baltray (#8), Salt Lake Betty (#10), Jungle Fever (#6), Mercian (#16), Kelly's Landing (#12), Giliana (#13), Machine Head (#15)



Horse/Jockey Name	Mio Sorrento
Final Rank	1
Fastest Section Time (Section)	0:08.93 (Overall)
Top Speed [km/h] (Section)	67.2 (800m)
Race State	Finished



DoombenProfessional

Race 7: XXXX GOLD BENCHMARK 65 Handicap - 1110m

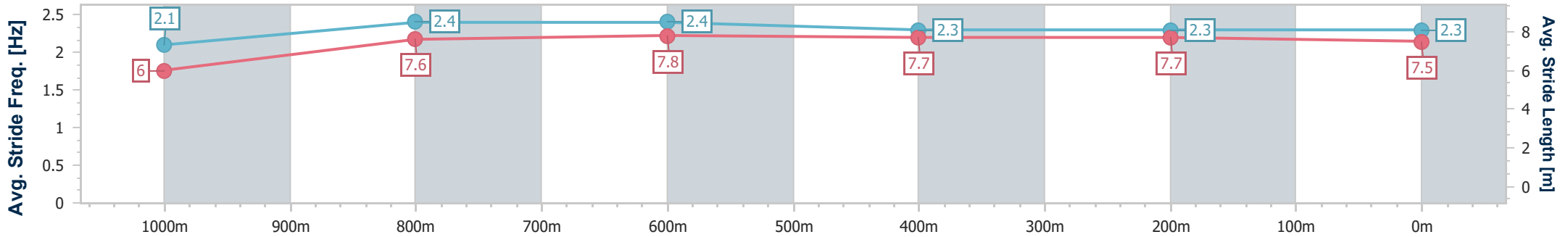
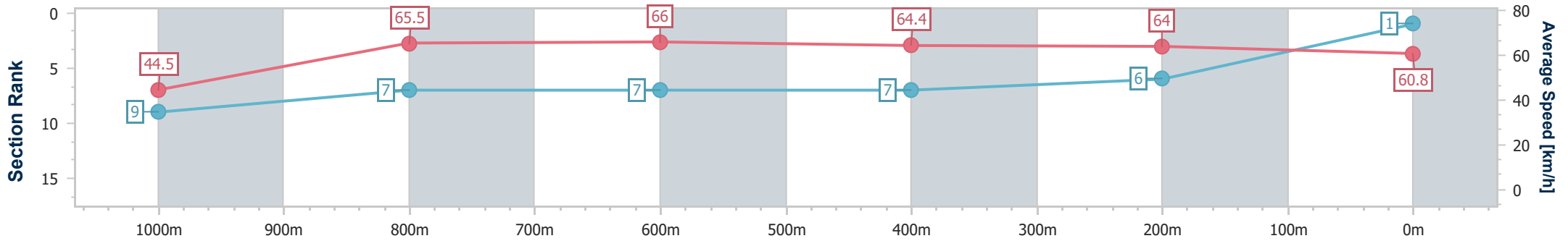
27 August 2025 - 16:03

Track Rating: Good 4, Weather: Fine, Rail Position: +7.5m Entire



BRISBANE RACING CLUB

Section	Overall	1000m	800m	600m	400m	200m
Section Times	1:05.18 [1] (0:08.93)	0:56.25 [9] (0:11.01)	0:45.24 [7] (0:10.92)	0:34.32 [7] (0:11.26)	0:23.06 [7] (0:11.25)	0:11.81 [6]
Average Speed [km/h]	44.5	65.5	66.0	64.4	64.0	60.8
Top Speed [km/h]	64.0	66.6	67.2	66.9	66.1	64.5
Avg. Dist. to Rail [m]	2.9	0.6	0.4	0.9	0.7	3.1
Avg. Stride Freq. [Hz]	2.1	2.4	2.4	2.3	2.3	2.3
Avg. Stride Length [m]	6.0	7.6	7.8	7.7	7.7	7.5



- [ ] Ranking at each section and finish
- .-.- No data available at this section
- NA No data available



Horse/Jockey Name	Negotiations
Final Rank	2
Fastest Section Time (Section)	0:08.64 (Overall)
Top Speed [km/h] (Section)	68.0 (1000m)
Race State	Finished



DoombenProfessional

Race 7: XXXX GOLD BENCHMARK 65 Handicap - 1110m

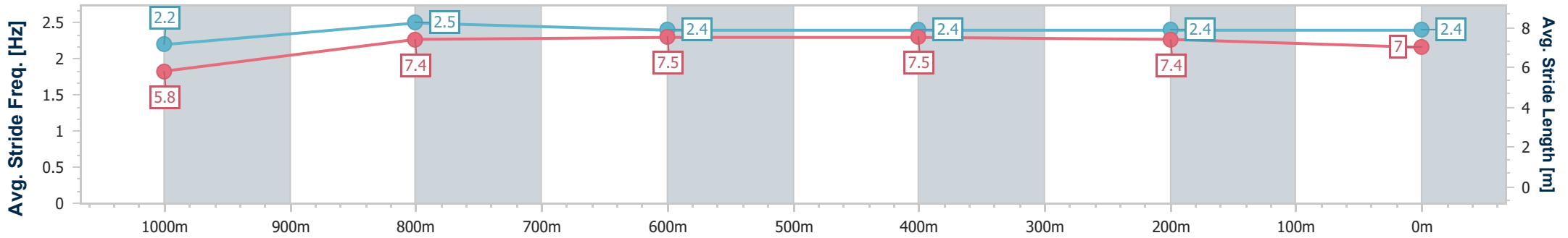
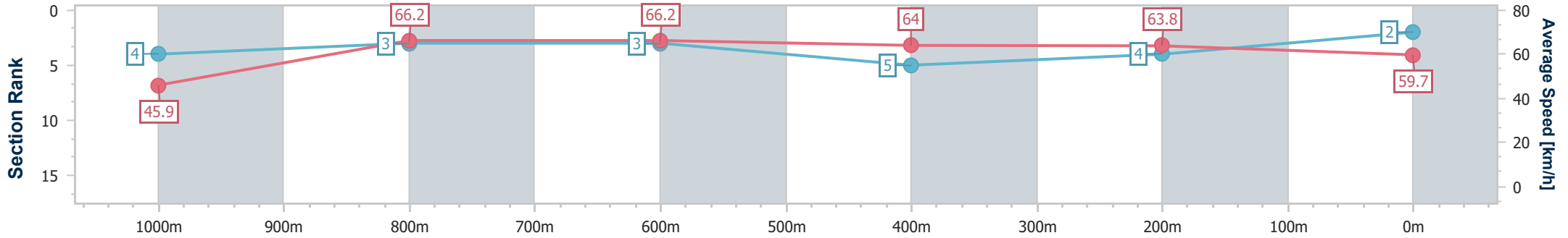
27 August 2025 - 16:03

Track Rating: Good 4, Weather: Fine, Rail Position: +7.5m Entire



BRISBANE RACING CLUB

Section	Overall	1000m	800m	600m	400m	200m
Section Times	1:05.25 [2] (0:08.64)	0:56.61 [4] (0:10.92)	0:45.69 [3] (0:11.04)	0:34.65 [3] (0:11.31)	0:23.34 [5] (0:11.30)	0:12.04 [4] (0:12.04)
Average Speed [km/h]	45.9	66.2	66.2	64.0	63.8	59.7
Top Speed [km/h]	64.5	68.0	67.2	66.4	65.2	64.1
Avg. Dist. to Rail [m]	1.7	1.6	2.8	1.3	1.8	4.0
Avg. Stride Freq. [Hz]	2.2	2.5	2.4	2.4	2.4	2.4
Avg. Stride Length [m]	5.8	7.4	7.5	7.5	7.4	7.0



- [ ] Ranking at each section and finish
- .-.- No data available at this section
- NA No data available





Horse/Jockey Name	I'm Zac
Final Rank	3
Fastest Section Time (Section)	0:08.76 (Overall)
Top Speed [km/h] (Section)	66.7 (1000m)
Race State	Finished



DoombenProfessional

Race 7: XXXX GOLD BENCHMARK 65 Handicap - 1110m

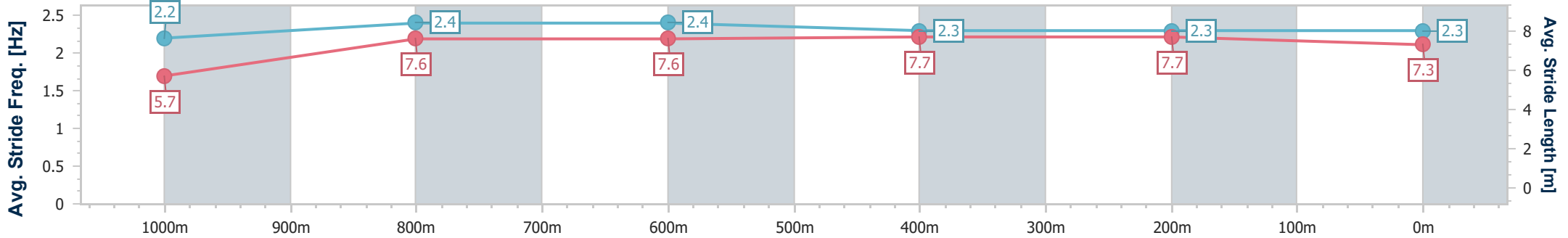
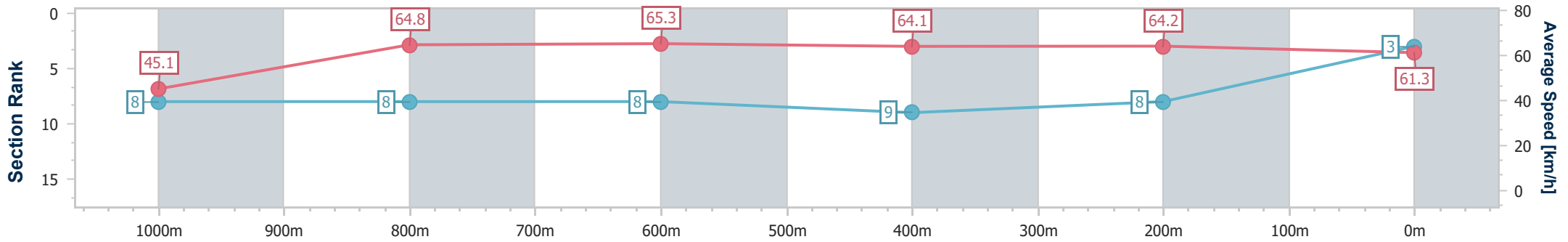
27 August 2025 - 16:03

Track Rating: Good 4, Weather: Fine, Rail Position: +7.5m Entire



BRISBANE RACING CLUB

Section	Overall	1000m	800m	600m	400m	200m
Section Times	1:05.26 [3] (0:08.76)	0:56.50 [8] (0:11.19)	0:45.31 [8] (0:11.10)	0:34.21 [8] (0:11.26)	0:22.95 [9] (0:11.21)	0:11.74 [8] (0:11.74)
Average Speed [km/h]	45.1	64.8	65.3	64.1	64.2	61.3
Top Speed [km/h]	63.3	66.7	66.4	65.6	65.6	65.1
Avg. Dist. to Rail [m]	5.8	2.6	1.6	0.4	1.9	4.7
Avg. Stride Freq. [Hz]	2.2	2.4	2.4	2.3	2.3	2.3
Avg. Stride Length [m]	5.7	7.6	7.6	7.7	7.7	7.3



- [ ] Ranking at each section and finish
- .-.- No data available at this section
- NA No data available



Horse/Jockey Name	Air We Go
Final Rank	4
Fastest Section Time (Section)	0:08.49 (Overall)
Top Speed [km/h] (Section)	67.2 (1000m)
Race State	Finished



DoombenProfessional

Race 7: XXXX GOLD BENCHMARK 65 Handicap - 1110m

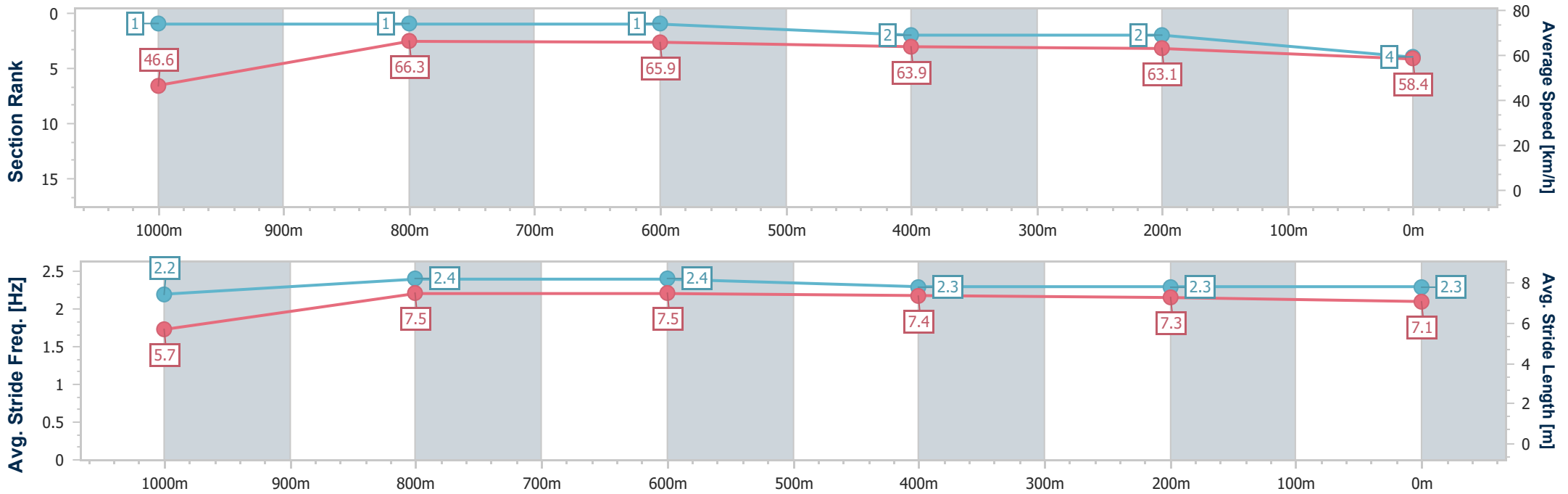
27 August 2025 - 16:03

Track Rating: Good 4, Weather: Fine, Rail Position: +7.5m Entire



BRISBANE RACING CLUB

Section	Overall	1000m	800m	600m	400m	200m
Section Times	1:05.38 [4] (0:08.49)	0:56.89 [1] (0:10.91)	0:45.98 [1] (0:10.98)	0:35.00 [1] (0:11.28)	0:23.72 [2] (0:11.39)	0:12.33 [2] (0:12.33)
Average Speed [km/h]	46.6	66.3	65.9	63.9	63.1	58.4
Top Speed [km/h]	65.1	67.2	66.8	65.6	64.6	61.5
Avg. Dist. to Rail [m]	4.1	1.6	0.8	0.3	2.1	3.5
Avg. Stride Freq. [Hz]	2.2	2.4	2.4	2.3	2.3	2.3
Avg. Stride Length [m]	5.7	7.5	7.5	7.4	7.3	7.1



- [ ] Ranking at each section and finish
- .-.- No data available at this section
- NA No data available



Horse/Jockey Name	Kiribati
Final Rank	5
Fastest Section Time (Section)	0:08.66 (Overall)
Top Speed [km/h] (Section)	67.5 (1000m)
Race State	Finished



DoobbenProfessional

Race 7: XXXX GOLD BENCHMARK 65 Handicap - 1110m

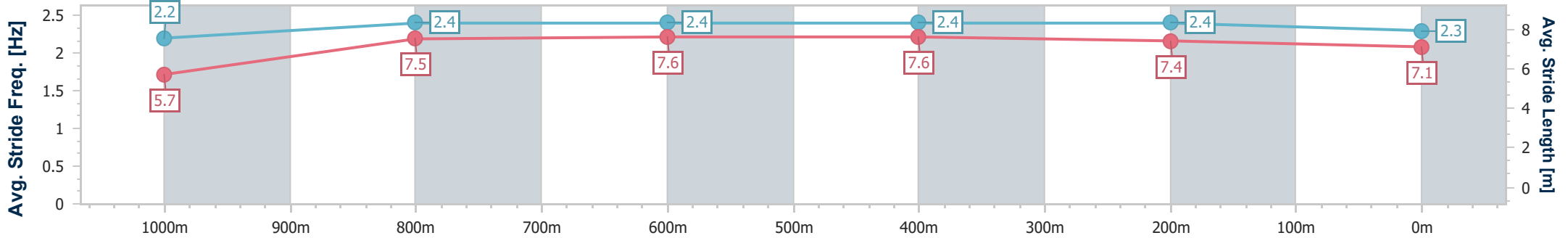
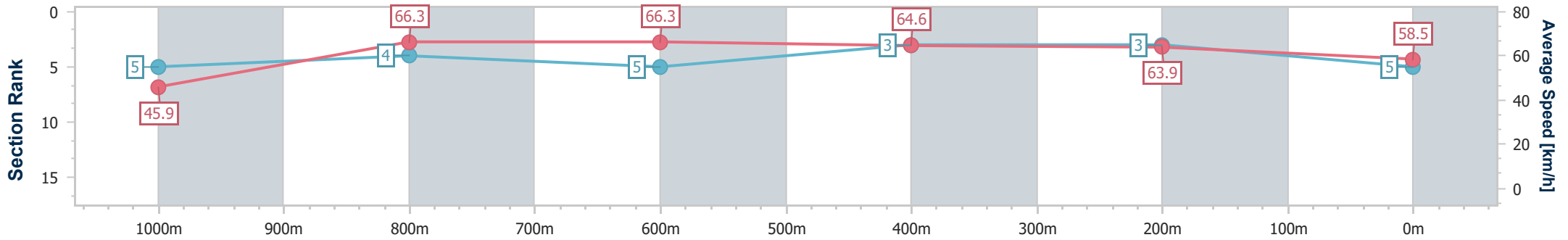
27 August 2025 - 16:03

Track Rating: Good 4, Weather: Fine, Rail Position: +7.5m Entire



BRISBANE RACING CLUB

Section	Overall	1000m	800m	600m	400m	200m
Section Times	1:05.39 [5] (0:08.66)	0:56.73 [5] (0:10.92)	0:45.81 [4] (0:11.02)	0:34.79 [5] (0:11.22)	0:23.57 [3] (0:11.27)	0:12.30 [3] (0:12.30)
Average Speed [km/h]	45.9	66.3	66.3	64.6	63.9	58.5
Top Speed [km/h]	64.5	67.5	66.8	66.0	64.8	63.0
Avg. Dist. to Rail [m]	6.3	2.4	2.4	1.4	0.9	2.5
Avg. Stride Freq. [Hz]	2.2	2.4	2.4	2.4	2.4	2.3
Avg. Stride Length [m]	5.7	7.5	7.6	7.6	7.4	7.1



- [ ] Ranking at each section and finish
- .-.- No data available at this section
- NA No data available



Horse/Jockey Name	Surreal Ascot
Final Rank	6
Fastest Section Time (Section)	0:08.53 (Overall)
Top Speed [km/h] (Section)	69.1 (600m)
Race State	Finished



DooombenProfessional

Race 7: XXXX GOLD BENCHMARK 65 Handicap - 1110m

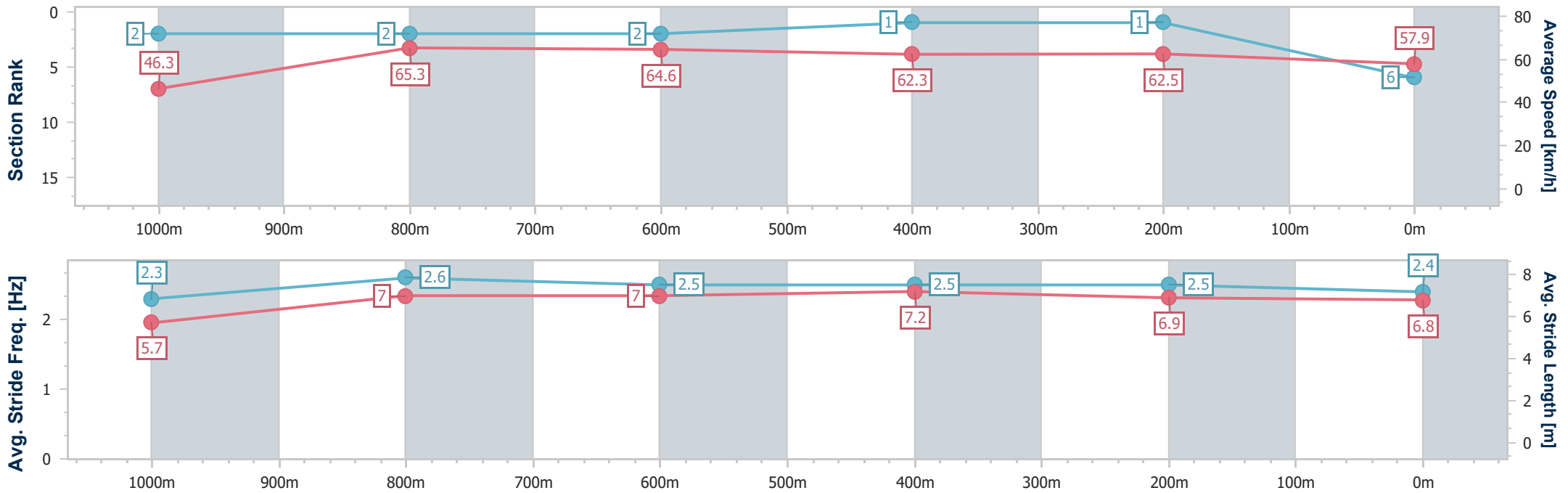
27 August 2025 - 16:03

Track Rating: Good 4, Weather: Fine, Rail Position: +7.5m Entire



BRISBANE RACING CLUB

Section	Overall	1000m	800m	600m	400m	200m
Section Times	1:05.45 [6] (0:08.53)	0:56.92 [2] (0:11.00)	0:45.92 [2] (0:10.88)	0:35.04 [2] (0:11.14)	0:23.90 [1] (0:11.47)	0:12.43 [1] (0:12.43)
Average Speed [km/h]	46.3	65.3	64.6	62.3	62.5	57.9
Top Speed [km/h]	63.4	66.5	66.3	69.1	63.4	61.4
Avg. Dist. to Rail [m]	3.4	1.5	4.7	6.1	3.1	2.9
Avg. Stride Freq. [Hz]	2.3	2.6	2.5	2.5	2.5	2.4
Avg. Stride Length [m]	5.7	7.0	7.0	7.2	6.9	6.8



- [ ] Ranking at each section and finish
- .-.- No data available at this section
- NA No data available



Horse/Jockey Name	Kirragirl
Final Rank	7
Fastest Section Time (Section)	0:08.53 (Overall)
Top Speed [km/h] (Section)	66.2 (1000m)
Race State	Finished



DooombenProfessional

Race 7: XXXX GOLD BENCHMARK 65 Handicap - 1110m

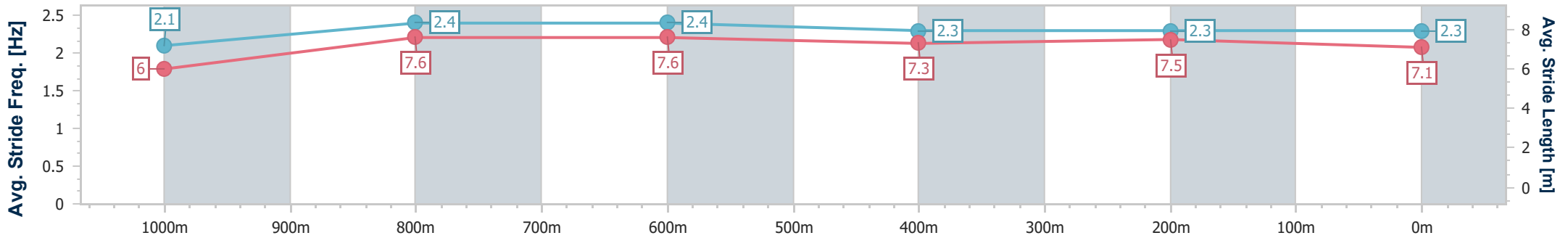
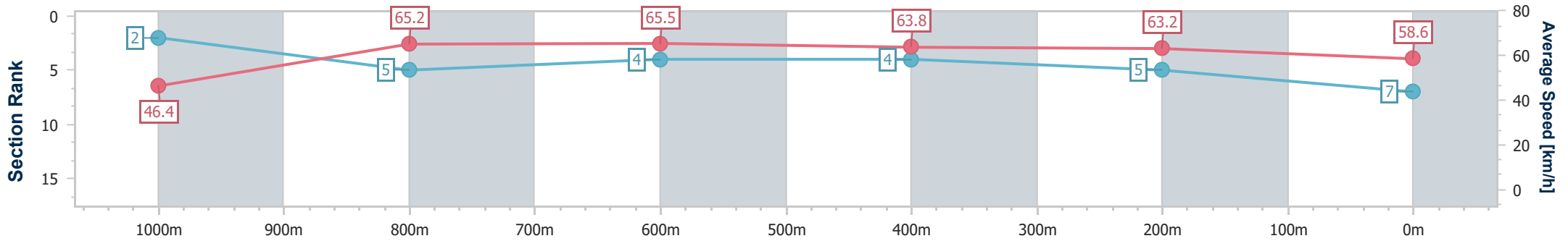
27 August 2025 - 16:03

Track Rating: Good 4, Weather: Fine, Rail Position: +7.5m Entire



BRISBANE RACING CLUB

Section	Overall	1000m	800m	600m	400m	200m
Section Times	1:05.50 [7] (0:08.53)	0:56.97 [2] (0:11.09)	0:45.88 [5] (0:10.98)	0:34.90 [4] (0:11.26)	0:23.64 [4] (0:11.36)	0:12.28 [5] (0:12.28)
Average Speed [km/h]	46.4	65.2	65.5	63.8	63.2	58.6
Top Speed [km/h]	63.4	66.2	66.1	66.0	64.1	62.2
Avg. Dist. to Rail [m]	0.9	0.7	0.1	0.6	0.7	1.0
Avg. Stride Freq. [Hz]	2.1	2.4	2.4	2.3	2.3	2.3
Avg. Stride Length [m]	6.0	7.6	7.6	7.3	7.5	7.1



- [ ] Ranking at each section and finish
- .-.- No data available at this section
- NA No data available



Horse/Jockey Name	Indubitably
Final Rank	8
Fastest Section Time (Section)	0:08.69 (Overall)
Top Speed [km/h] (Section)	66.9 (800m)
Race State	Finished



DooombenProfessional

Race 7: XXXX GOLD BENCHMARK 65 Handicap - 1110m

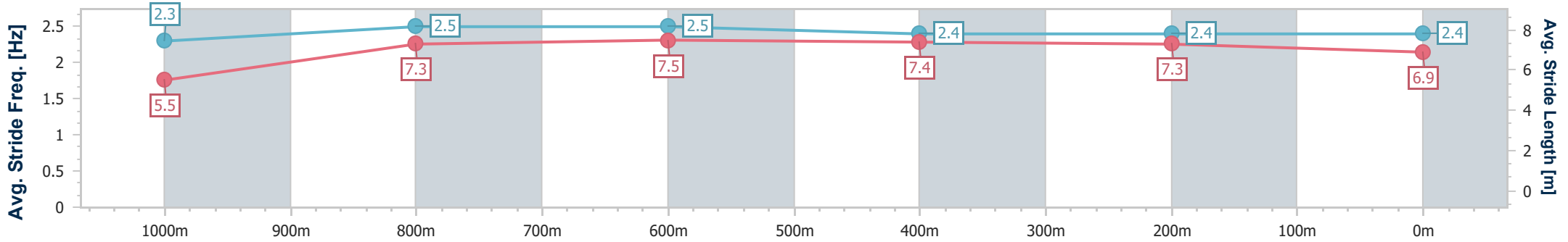
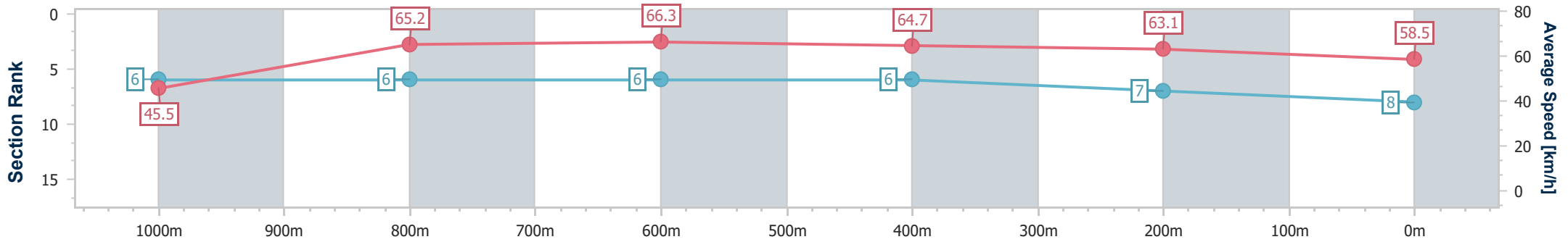
27 August 2025 - 16:03

Track Rating: Good 4, Weather: Fine, Rail Position: +7.5m Entire



BRISBANE RACING CLUB

Section	Overall	1000m	800m	600m	400m	200m
Section Times	1:05.72 [8] (0:08.69)	0:57.03 [6] (0:11.11)	0:45.92 [6] (0:10.94)	0:34.98 [6] (0:11.24)	0:23.74 [6] (0:11.42)	0:12.32 [7] (0:12.32)
Average Speed [km/h]	45.5	65.2	66.3	64.7	63.1	58.5
Top Speed [km/h]	64.9	66.4	66.9	66.5	64.2	62.1
Avg. Dist. to Rail [m]	4.4	1.7	1.7	1.9	1.9	4.2
Avg. Stride Freq. [Hz]	2.3	2.5	2.5	2.4	2.4	2.4
Avg. Stride Length [m]	5.5	7.3	7.5	7.4	7.3	6.9



- [ ] Ranking at each section and finish
- .-.- No data available at this section
- NA No data available



Horse/Jockey Name	Lucifer's Way
Final Rank	9
Fastest Section Time (Section)	0:08.70 (Overall)
Top Speed [km/h] (Section)	68.5 (800m)
Race State	Finished



DooombenProfessional

Race 7: XXXX GOLD BENCHMARK 65 Handicap - 1110m

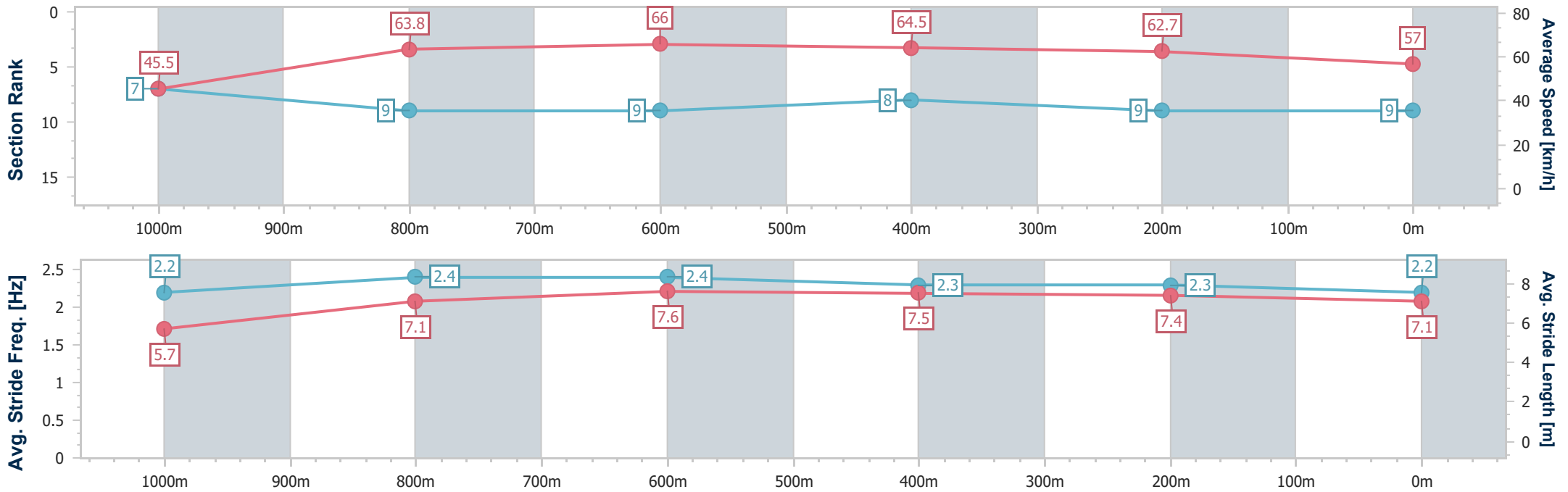
27 August 2025 - 16:03

Track Rating: Good 4, Weather: Fine, Rail Position: +7.5m Entire



BRISBANE RACING CLUB

Section	Overall	1000m	800m	600m	400m	200m
Section Times	1:06.33 [9] (0:08.70)	0:57.63 [7] (0:11.43)	0:46.20 [9] (0:10.95)	0:35.25 [9] (0:11.14)	0:24.11 [8] (0:11.47)	0:12.64 [9] (0:12.64)
Average Speed [km/h]	45.5	63.8	66.0	64.5	62.7	57.0
Top Speed [km/h]	62.5	64.8	68.5	67.2	64.0	61.4
Avg. Dist. to Rail [m]	7.1	4.0	0.7	0.6	1.1	0.9
Avg. Stride Freq. [Hz]	2.2	2.4	2.4	2.3	2.3	2.2
Avg. Stride Length [m]	5.7	7.1	7.6	7.5	7.4	7.1



- [ ] Ranking at each section and finish
- .-.- No data available at this section
- NA No data available



# DoombenProfessional

## Race 8: LADBROKES PUNTERS ASSIST Class 3 Plate - 1350m

27 August 2025 - 16:38



BRISBANE  
RACING CLUB

Track Rating: Good 4, Weather: Fine, Rail Position: +7.5m Entire

Section		Field Times										Last 600m	
		Overall	1200m	1000m	800m	600m	400m						0:00.00
		1:19.56 (0:11.00)	1:08.56 (0:10.97)	0:57.59 (0:11.17)	0:46.42 (0:11.66)	0:34.76 (0:11.44)	0:23.32 (0:11.25)						
Rank	TAB Horse/Jockey	Barrier	Top Speed [km/h]	Fastest Section									Distance Travelled [m]
1	3 JONNY DA WOLF Ryan Maloney	7	67.3 1200m	0:10.89 1200m	1:19.56 [1] (0:11.08)	1:08.48 [2] (0:10.89)	0:57.59 [2] (0:11.17)	0:46.42 [1] (0:11.66)	0:34.76 [1] (0:11.44)	0:23.32 [1] (0:11.25)	0:34.76		
2	14 LITTLE JEANIE Emily Lang	9	67.0 400m	0:10.98 400m	1:19.57 [2] (0:11.54)	1:08.03 [9] (0:11.51)	0:56.52 [10] (0:11.27)	0:45.25 [8] (0:11.28)	0:33.97 [8] (0:11.29)	0:22.68 [7] (0:10.98)	0:33.97 +0		
3	11 OCEAN ZAR Jake Bayliss	4	83.7 400m	0:10.96 600m	1:19.68 [3] (0:11.31)	1:08.37 [6] (0:11.35)	0:57.02 [8] (0:11.18)	0:45.84 [7] (0:11.53)	0:34.31 [7] (0:10.96)	0:23.35 [2] (0:11.52)	0:34.31 +2		
4	8 TORO STRIKE Cejay Graham	3	66.9 1200m	0:10.98 1200m	1:19.71 [4] (0:11.32)	1:08.39 [7] (0:10.98)	0:57.41 [6] (0:11.24)	0:46.17 [5] (0:11.60)	0:34.57 [4] (0:11.44)	0:23.13 [5] (0:11.22)	0:34.57 +1		
5	6 ROCK THE SUNRISE Damien Thornton	8	66.7 400m	0:11.04 400m	1:19.85 [5] (0:11.80)	1:08.05 [10] (0:11.21)	0:56.84 [9] (0:11.36)	0:45.48 [9] (0:11.48)	0:34.00 [9] (0:11.28)	0:22.72 [9] (0:11.04)	0:34.00 +2		
6	12 ACAPULCO GIRL Ben Thompson	5	65.8 1200m	0:10.97 1200m	1:19.86 [6] (0:11.00)	1:08.86 [1] (0:10.97)	0:57.89 [3] (0:11.27)	0:46.62 [2] (0:11.66)	0:34.96 [2] (0:11.54)	0:23.42 [3] (0:11.24)	0:34.96 +3		
7	10 MERCHANT LADY Heavelon Van Der Hoven	2	65.9 1000m	0:11.02 1200m	1:20.02 [7] (0:11.12)	1:08.90 [3] (0:11.02)	0:57.88 [4] (0:11.22)	0:46.66 [3] (0:11.65)	0:35.01 [3] (0:11.46)	0:23.55 [4] (0:11.22)	0:35.01 +0		
8	4 READY AZZ EVA Winona Costin	6	Data was not able to be tracked for this horse		----	----	----	----	----	----	-----		
9	13 ANGEL DOWN Andrew Mallyon	1	64.6 1200m	0:11.12 Overall	1:20.90 [9] (0:11.12)	1:09.78 [4] (0:11.20)	0:58.58 [7] (0:11.40)	0:47.18 [6] (0:11.50)	0:35.68 [6] (0:11.53)	0:24.15 [6] (0:11.55)	0:35.68 +0		
10	5 ROYAL HARD HAT Courtney Bellamy	10	66.6 1200m	0:11.04 1200m	1:21.76 [10] (0:11.19)	1:10.57 [5] (0:11.04)	0:59.53 [5] (0:11.26)	0:48.27 [4] (0:11.70)	0:36.57 [5] (0:11.71)	0:24.86 [8] (0:11.91)	0:36.57 +5		

Scratched: Better Be Nordy (#17), Bandasha (#2), Antonito (#1), Seneschal (#7), Aitutaki (#16), Velozes (#15), Diamond Epic (#9)

[ ] Ranking at each section and finish  
 ---- No data available at this section  
 NA No data available

SCN Saddle cloth number  
 DNF Did not finish  
 DNT Did not track





# DoombenProfessional

## Race 8: LADBROKES PUNTERS ASSIST Class 3 Plate - 1350m

27 August 2025 - 16:38



BRISBANE  
RACING CLUB

Track Rating: Good 4, Weather: Fine, Rail Position: +7.5m Entire

Section				200m				Last 600m	
Field Times				0:12.07 (0:12.07)				0:00.00	
Rank	TAB	Horse/Jockey	Barrier	Top Speed [km/h]	Fastest Section	Margin	Margin		Distance Travelled [m]
1	3	<b>JONNY DA WOLF</b> Ryan Maloney	7	67.3 1200m	0:10.89 1200m	0:12.07 [1] (0:12.07)	1:19.56		0:34.76
2	14	<b>LITTLE JEANIE</b> Emily Lang	9	67.0 400m	0:10.98 400m	0:11.70 [6] (0:11.70)	0.06L		0:33.97 +0
3	11	<b>OCEAN ZAR</b> Jake Bayliss	4	83.7 400m	0:10.96 600m	0:11.83 [5] (0:11.83)	0.72L		0:34.31 +2
4	8	<b>TORO STRIKE</b> Cejay Graham	3	66.9 1200m	0:10.98 1200m	0:11.91 [4] (0:11.91)	0.92L		0:34.57 +1
5	6	<b>ROCK THE SUNRISE</b> Damien Thornton	8	66.7 400m	0:11.04 400m	0:11.68 [7] (0:11.68)	1.74L		0:34.00 +2
6	12	<b>ACAPULCO GIRL</b> Ben Thompson	5	65.8 1200m	0:10.97 1200m	0:12.18 [2] (0:12.18)	1.8L		0:34.96 +3
7	10	<b>MERCHANT LADY</b> Heavelon Van Der Hoven	2	65.9 1000m	0:11.02 1200m	0:12.33 [3] (0:12.33)	2.71L		0:35.01 +0
8	4	<b>READY AZZ EVA</b> Winona Costin	6	Data was not able to be tracked for this horse		:-:--	2.9L		:-:-- ----
9	13	<b>ANGEL DOWN</b> Andrew Mallyon	1	64.6 1200m	0:11.12 Overall	0:12.60 [8] (0:12.60)	7.89L		0:35.68 +0
10	5	<b>ROYAL HARD HAT</b> Courtney Bellamy	10	66.6 1200m	0:11.04 1200m	0:12.95 [9] (0:12.95)	12.97L		0:36.57 +5

Scratched: Better Be Nordy (#17), Bandasha (#2), Antonito (#1), Seneschal (#7), Aitutaki (#16), Velozes (#15), Diamond Epic (#9)

[ ] Ranking at each section and finish  
 :-:-- No data available at this section  
 NA No data available

SCN Saddle cloth number  
 DNF Did not finish  
 DNT Did not track



Horse/Jockey Name	Jonny Da Wolf
Final Rank	1
Fastest Section Time (Section)	0:10.89 (1200m)
Top Speed [km/h] (Section)	67.3 (1200m)
Race State	Finished



DoombenProfessional

Race 8: LADBROKES PUNTERS ASSIST Class 3 Plate - 1350m

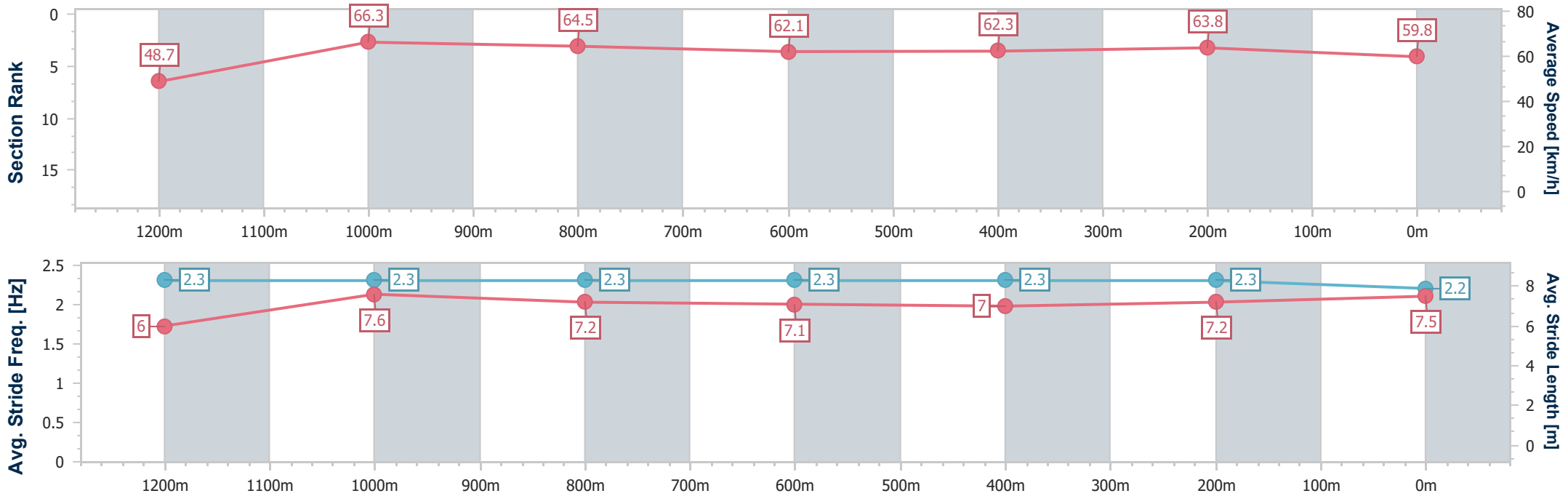
27 August 2025 - 16:38

Track Rating: Good 4, Weather: Fine, Rail Position: +7.5m Entire



BRISBANE RACING CLUB

Section	Overall	1200m	1000m	800m	600m	400m	200m
Section Times	1:19.56 [1] (0:11.08)	1:08.48 [2] (0:10.89)	0:57.59 [2] (0:11.17)	0:46.42 [1] (0:11.66)	0:34.76 [1] (0:11.44)	0:23.32 [1] (0:11.25)	0:12.07 [1] (0:12.07)
Average Speed [km/h]	48.7	66.3	64.5	62.1	62.3	63.8	59.8
Top Speed [km/h]	65.0	67.3	67.1	62.7	63.3	64.3	62.8
Avg. Dist. to Rail [m]	7.3	5.0	2.1	0.4	0.9	1.6	1.1
Avg. Stride Freq. [Hz]	2.3	2.3	2.3	2.3	2.3	2.3	2.2
Avg. Stride Length [m]	6.0	7.6	7.2	7.1	7.0	7.2	7.5



- [ ] Ranking at each section and finish
- .-.- No data available at this section
- NA No data available



Horse/Jockey Name	Little Jeanie
Final Rank	2
Fastest Section Time (Section)	0:10.98 (400m)
Top Speed [km/h] (Section)	67.0 (400m)
Race State	Finished



DoombenProfessional

Race 8: LADBROKES PUNTERS ASSIST Class 3 Plate - 1350m

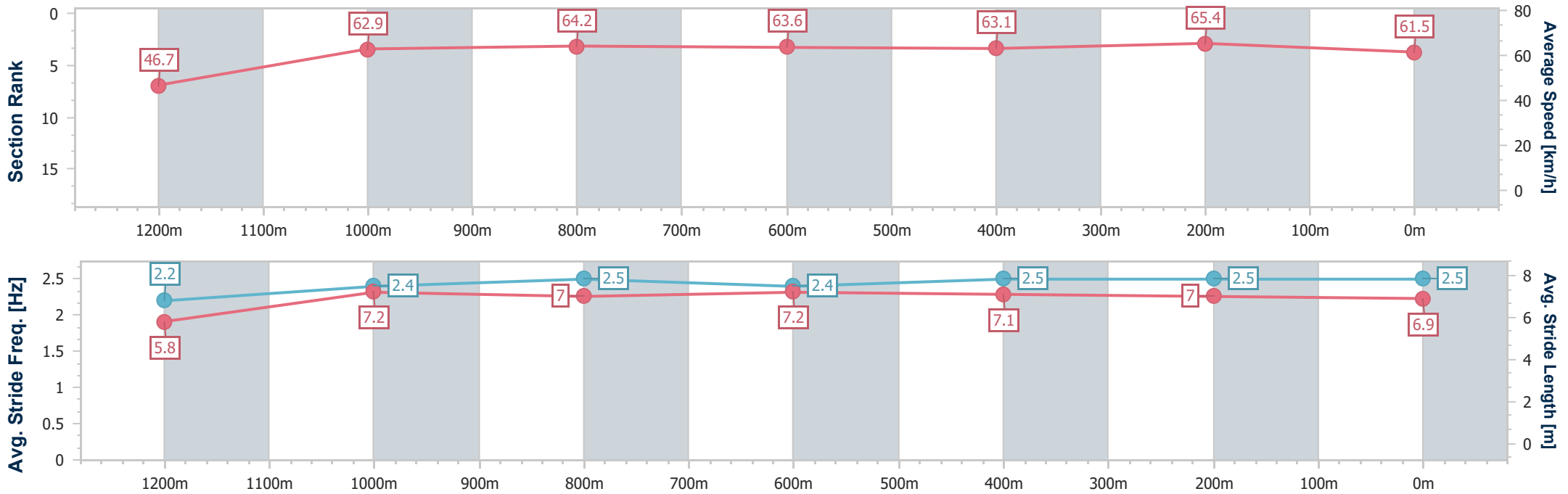
27 August 2025 - 16:38

Track Rating: Good 4, Weather: Fine, Rail Position: +7.5m Entire



BRISBANE RACING CLUB

Section	Overall	1200m	1000m	800m	600m	400m	200m
Section Times	1:19.57 [2] (0:11.54)	1:08.03 [9] (0:11.51)	0:56.52 [10] (0:11.27)	0:45.25 [8] (0:11.28)	0:33.97 [8] (0:11.29)	0:22.68 [7] (0:10.98)	0:11.70 [6] (0:11.70)
Average Speed [km/h]	46.7	62.9	64.2	63.6	63.1	65.4	61.5
Top Speed [km/h]	63.7	64.0	65.7	65.5	64.0	67.0	64.8
Avg. Dist. to Rail [m]	6.8	2.4	2.2	0.8	1.5	1.3	4.5
Avg. Stride Freq. [Hz]	2.2	2.4	2.5	2.4	2.5	2.5	2.5
Avg. Stride Length [m]	5.8	7.2	7.0	7.2	7.1	7.0	6.9



- [ ] Ranking at each section and finish
- .-.- No data available at this section
- NA No data available



Horse/Jockey Name	Ocean Zar
Final Rank	3
Fastest Section Time (Section)	0:10.96 (600m)
Top Speed [km/h] (Section)	83.7 (400m)
Race State	Finished



DoombenProfessional

Race 8: LADBROKES PUNTERS ASSIST Class 3 Plate - 1350m

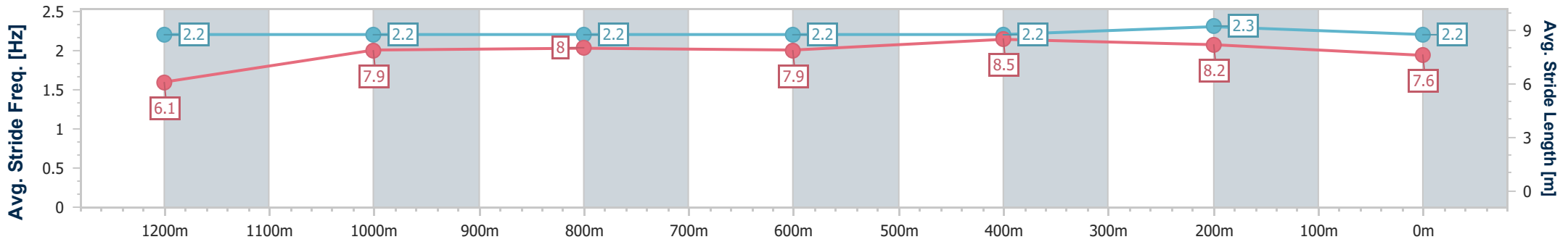
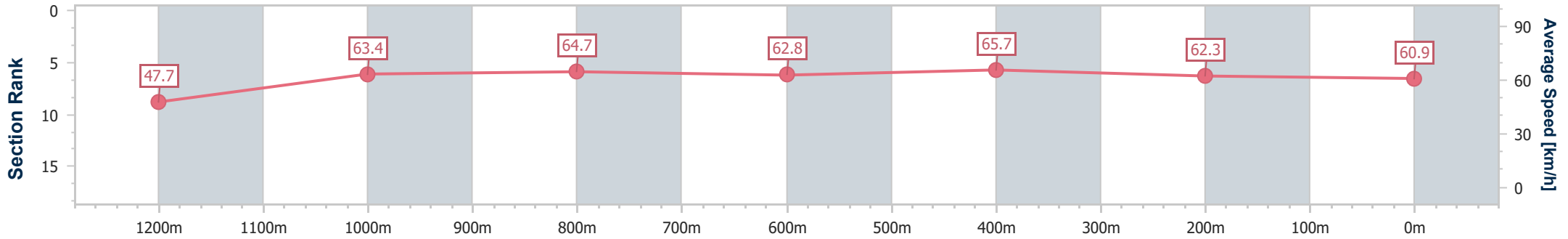
27 August 2025 - 16:38

Track Rating: Good 4, Weather: Fine, Rail Position: +7.5m Entire



BRISBANE RACING CLUB

Section	Overall	1200m	1000m	800m	600m	400m	200m
Section Times	1:19.68 [3] (0:11.31)	1:08.37 [6] (0:11.35)	0:57.02 [8] (0:11.18)	0:45.84 [7] (0:11.53)	0:34.31 [7] (0:10.96)	0:23.35 [2] (0:11.52)	0:11.83 [5] (0:11.83)
Average Speed [km/h]	47.7	63.4	64.7	62.8	65.7	62.3	60.9
Top Speed [km/h]	63.0	65.6	65.7	63.4	76.1	83.7	64.6
Avg. Dist. to Rail [m]	4.6	2.6	1.6	1.0	0.5	2.7	5.0
Avg. Stride Freq. [Hz]	2.2	2.2	2.2	2.2	2.2	2.3	2.2
Avg. Stride Length [m]	6.1	7.9	8.0	7.9	8.5	8.2	7.6



- [ ] Ranking at each section and finish
- .-.- No data available at this section
- NA No data available



Horse/Jockey Name	Toro Strike
Final Rank	4
Fastest Section Time (Section)	0:10.98 (1200m)
Top Speed [km/h] (Section)	66.9 (1200m)
Race State	Finished



DoombenProfessional

Race 8: LADBROKES PUNTERS ASSIST Class 3 Plate - 1350m

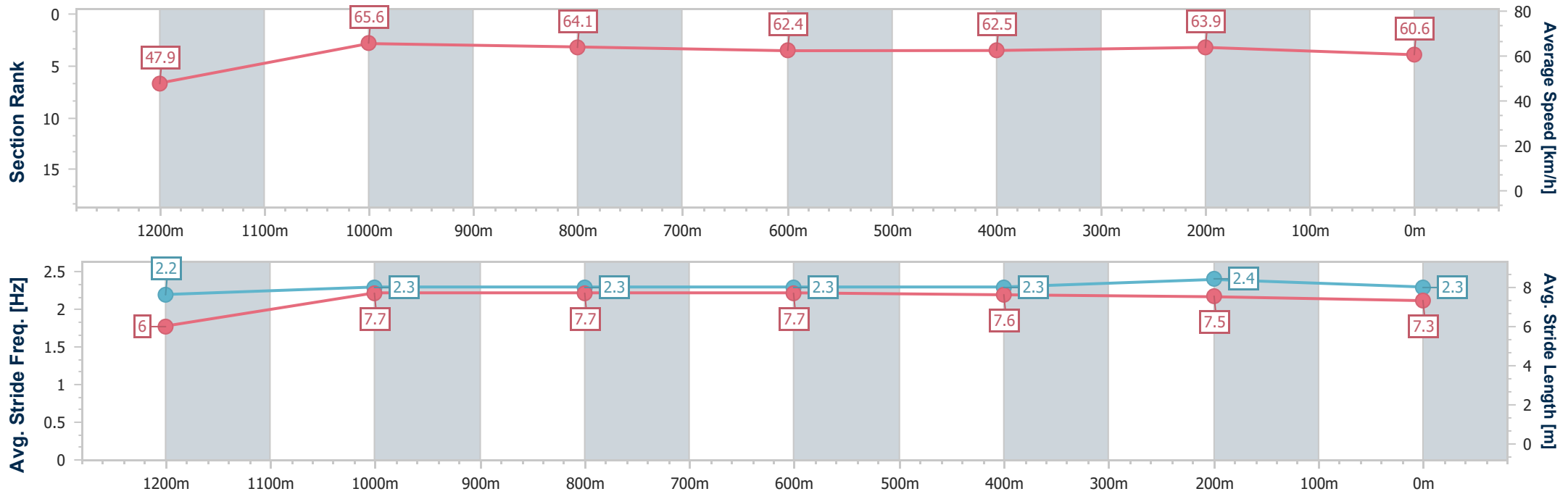
27 August 2025 - 16:38

Track Rating: Good 4, Weather: Fine, Rail Position: +7.5m Entire



BRISBANE RACING CLUB

Section	Overall	1200m	1000m	800m	600m	400m	200m
Section Times	1:19.71 [4] (0:11.32)	1:08.39 [7] (0:10.98)	0:57.41 [6] (0:11.24)	0:46.17 [5] (0:11.60)	0:34.57 [4] (0:11.44)	0:23.13 [5] (0:11.22)	0:11.91 [4] (0:11.91)
Average Speed [km/h]	47.9	65.6	64.1	62.4	62.5	63.9	60.6
Top Speed [km/h]	63.2	66.9	66.3	62.9	63.1	65.7	63.3
Avg. Dist. to Rail [m]	3.5	1.7	1.5	0.6	0.9	0.8	3.1
Avg. Stride Freq. [Hz]	2.2	2.3	2.3	2.3	2.3	2.4	2.3
Avg. Stride Length [m]	6.0	7.7	7.7	7.7	7.6	7.5	7.3



- [ ] Ranking at each section and finish
- .-.- No data available at this section
- NA No data available



Horse/Jockey Name	Rock The Sunrise
Final Rank	5
Fastest Section Time (Section)	0:11.04 (400m)
Top Speed [km/h] (Section)	66.7 (400m)
Race State	Finished



DoombenProfessional

Race 8: LADBROKES PUNTERS ASSIST Class 3 Plate - 1350m

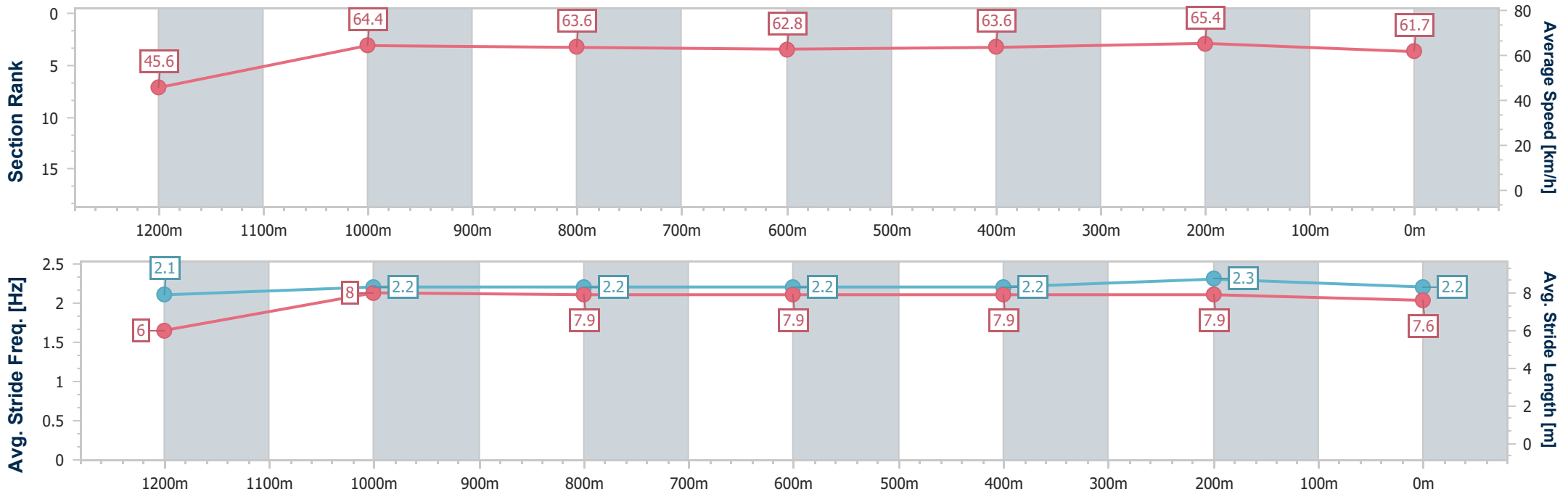
27 August 2025 - 16:38

Track Rating: Good 4, Weather: Fine, Rail Position: +7.5m Entire



BRISBANE RACING CLUB

Section	Overall	1200m	1000m	800m	600m	400m	200m
Section Times	1:19.85 [5] (0:11.80)	1:08.05 [10] (0:11.21)	0:56.84 [9] (0:11.36)	0:45.48 [9] (0:11.48)	0:34.00 [9] (0:11.28)	0:22.72 [9] (0:11.04)	0:11.68 [7] (0:11.68)
Average Speed [km/h]	45.6	64.4	63.6	62.8	63.6	65.4	61.7
Top Speed [km/h]	61.9	65.3	65.8	63.4	64.6	66.7	65.5
Avg. Dist. to Rail [m]	7.0	1.6	1.2	0.5	0.4	1.6	6.5
Avg. Stride Freq. [Hz]	2.1	2.2	2.2	2.2	2.2	2.3	2.2
Avg. Stride Length [m]	6.0	8.0	7.9	7.9	7.9	7.9	7.6



- [ ] Ranking at each section and finish
- .-.- No data available at this section
- NA No data available



Horse/Jockey Name	Acapulco Girl
Final Rank	6
Fastest Section Time (Section)	0:10.97 (1200m)
Top Speed [km/h] (Section)	65.8 (1200m)
Race State	Finished



DoombenProfessional

Race 8: LADBROKES PUNTERS ASSIST Class 3 Plate - 1350m

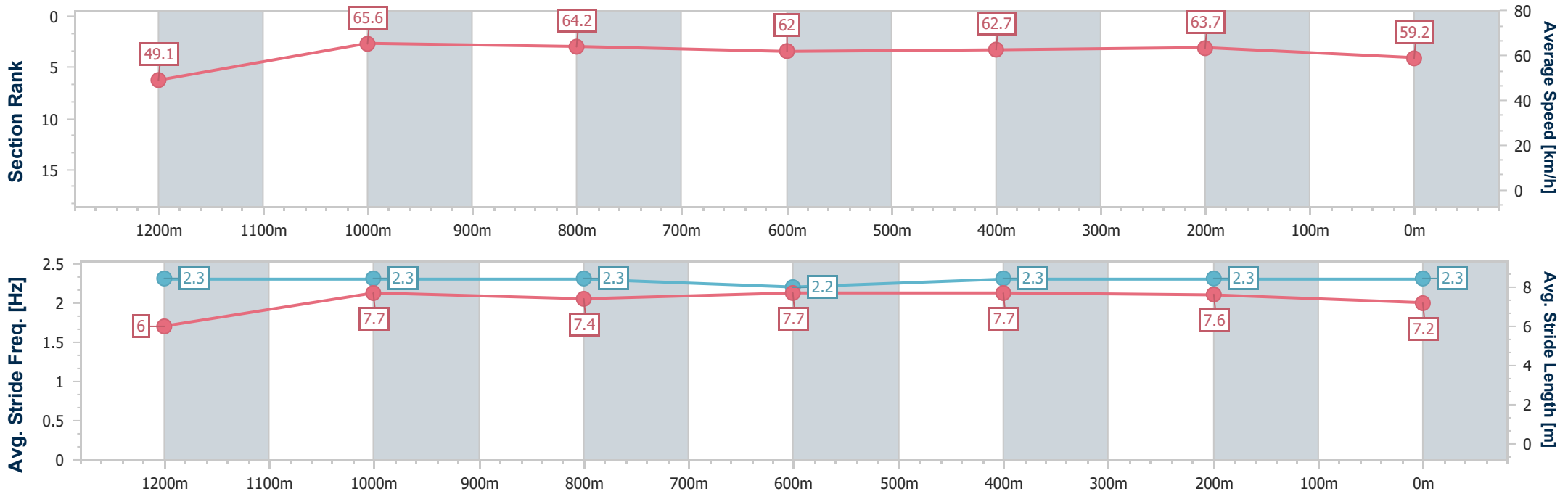
27 August 2025 - 16:38

Track Rating: Good 4, Weather: Fine, Rail Position: +7.5m Entire



BRISBANE RACING CLUB

Section	Overall	1200m	1000m	800m	600m	400m	200m
Section Times	1:19.86 [6] (0:11.00)	1:08.86 [1] (0:10.97)	0:57.89 [3] (0:11.27)	0:46.62 [2] (0:11.66)	0:34.96 [2] (0:11.54)	0:23.42 [3] (0:11.24)	0:12.18 [2] (0:12.18)
Average Speed [km/h]	49.1	65.6	64.2	62.0	62.7	63.7	59.2
Top Speed [km/h]	64.4	65.8	65.7	63.0	63.2	65.4	62.5
Avg. Dist. to Rail [m]	5.4	3.4	1.8	1.4	0.7	0.6	2.3
Avg. Stride Freq. [Hz]	2.3	2.3	2.3	2.2	2.3	2.3	2.3
Avg. Stride Length [m]	6.0	7.7	7.4	7.7	7.7	7.6	7.2



- [ ] Ranking at each section and finish
- .-.- No data available at this section
- NA No data available



Horse/Jockey Name	Merchant Lady
Final Rank	7
Fastest Section Time (Section)	0:11.02 (1200m)
Top Speed [km/h] (Section)	65.9 (1000m)
Race State	Finished



DoombenProfessional

Race 8: LADBROKES PUNTERS ASSIST Class 3 Plate - 1350m

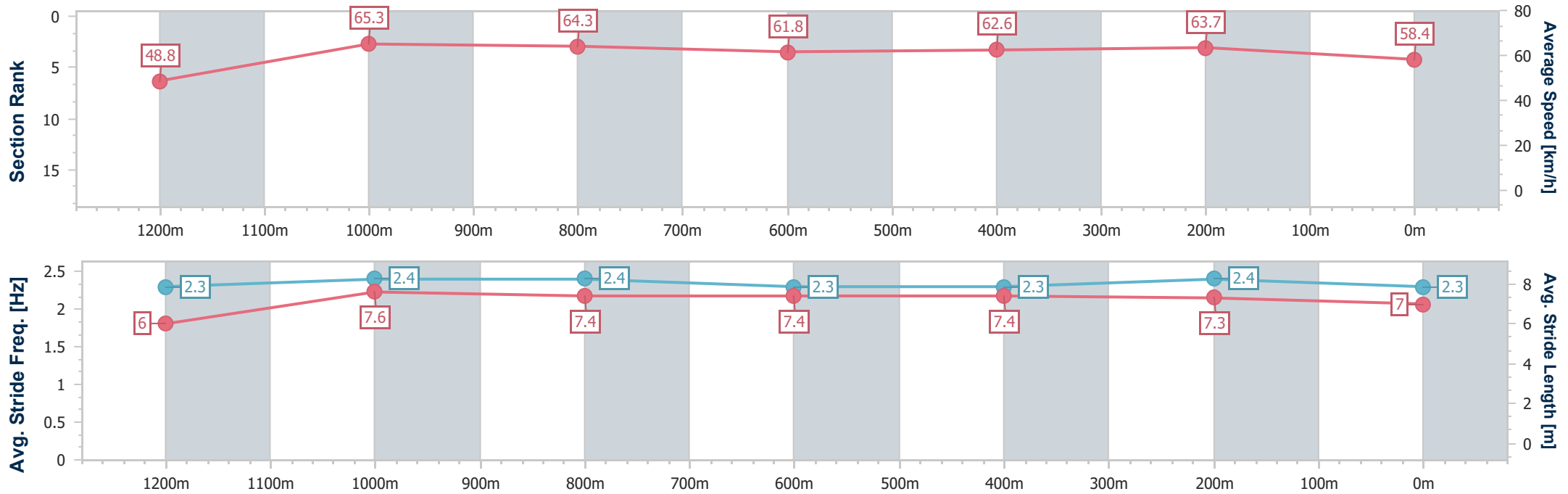
27 August 2025 - 16:38

Track Rating: Good 4, Weather: Fine, Rail Position: +7.5m Entire



BRISBANE RACING CLUB

Section	Overall	1200m	1000m	800m	600m	400m	200m
Section Times	1:20.02 [7] (0:11.12)	1:08.90 [3] (0:11.02)	0:57.88 [4] (0:11.22)	0:46.66 [3] (0:11.65)	0:35.01 [3] (0:11.46)	0:23.55 [4] (0:11.22)	0:12.33 [3] (0:12.33)
Average Speed [km/h]	48.8	65.3	64.3	61.8	62.6	63.7	58.4
Top Speed [km/h]	64.2	65.9	65.9	62.8	64.3	64.8	62.0
Avg. Dist. to Rail [m]	2.6	2.0	1.0	0.3	0.9	1.7	1.5
Avg. Stride Freq. [Hz]	2.3	2.4	2.4	2.3	2.3	2.4	2.3
Avg. Stride Length [m]	6.0	7.6	7.4	7.4	7.4	7.3	7.0



- [ ] Ranking at each section and finish
- .-.- No data available at this section
- NA No data available





Horse/Jockey Name	Angel Down
Final Rank	9
Fastest Section Time (Section)	0:11.12 (Overall)
Top Speed [km/h] (Section)	64.6 (1200m)
Race State	Finished



DoombenProfessional

Race 8: LADBROKES PUNTERS ASSIST Class 3 Plate - 1350m

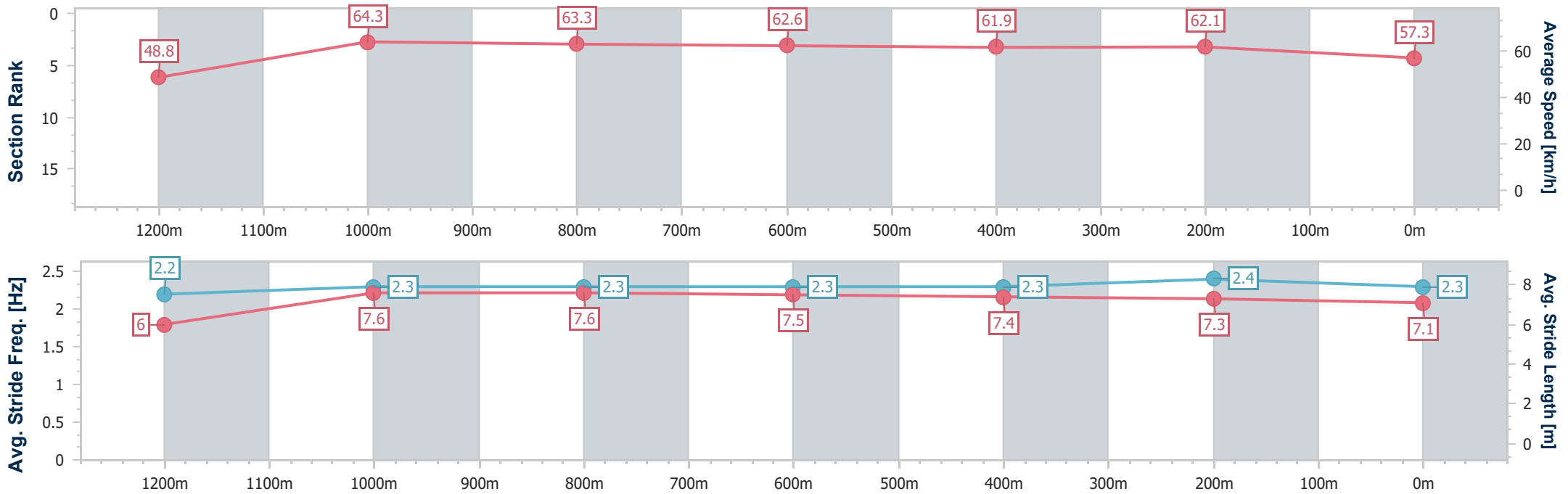
27 August 2025 - 16:38

Track Rating: Good 4, Weather: Fine, Rail Position: +7.5m Entire



BRISBANE RACING CLUB

Section	Overall	1200m	1000m	800m	600m	400m	200m
Section Times	1:20.90 [9] (0:11.12)	1:09.78 [4] (0:11.20)	0:58.58 [7] (0:11.40)	0:47.18 [6] (0:11.50)	0:35.68 [6] (0:11.53)	0:24.15 [6] (0:11.55)	0:12.60 [8] (0:12.60)
Average Speed [km/h]	48.8	64.3	63.3	62.6	61.9	62.1	57.3
Top Speed [km/h]	63.7	64.6	64.4	63.0	62.5	63.6	60.0
Avg. Dist. to Rail [m]	2.2	1.0	0.6	0.4	1.2	1.2	0.6
Avg. Stride Freq. [Hz]	2.2	2.3	2.3	2.3	2.3	2.4	2.3
Avg. Stride Length [m]	6.0	7.6	7.6	7.5	7.4	7.3	7.1



- [ ] Ranking at each section and finish
- .-.- No data available at this section
- NA No data available



Horse/Jockey Name	Royal Hard Hat
Final Rank	10
Fastest Section Time (Section)	0:11.04 (1200m)
Top Speed [km/h] (Section)	66.6 (1200m)
Race State	Finished



DoombenProfessional

Race 8: LADBROKES PUNTERS ASSIST Class 3 Plate - 1350m

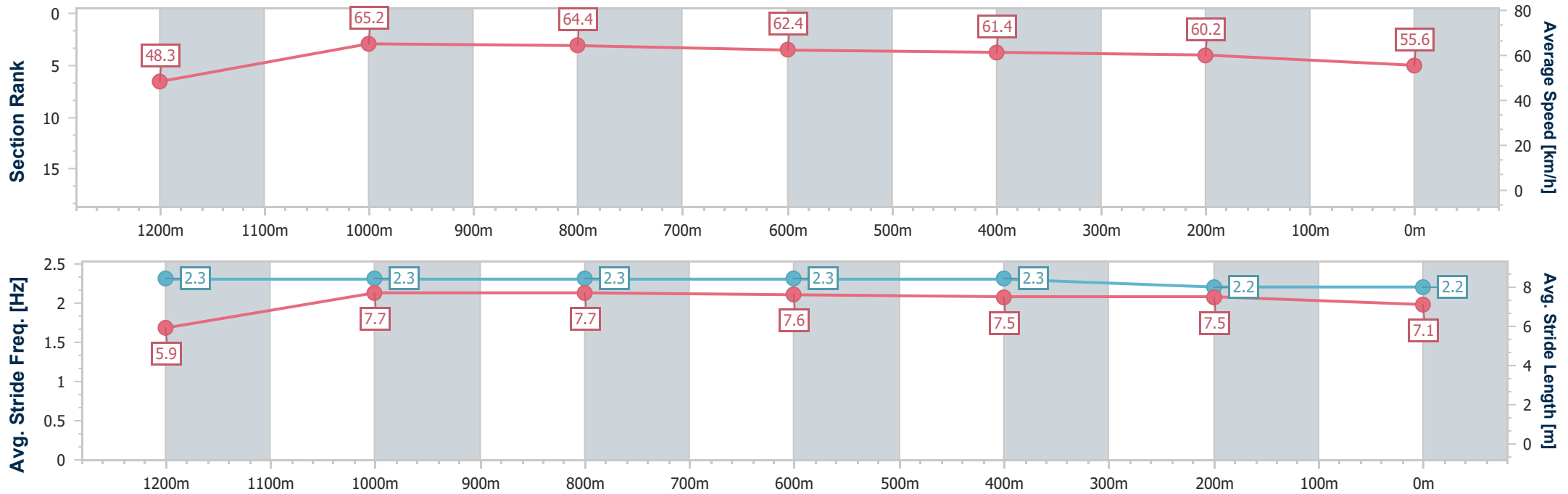
27 August 2025 - 16:38

Track Rating: Good 4, Weather: Fine, Rail Position: +7.5m Entire



BRISBANE RACING CLUB

Section	Overall	1200m	1000m	800m	600m	400m	200m
Section Times	1:21.76 [10] (0:11.19)	1:10.57 [5] (0:11.04)	0:59.53 [5] (0:11.26)	0:48.27 [4] (0:11.70)	0:36.57 [5] (0:11.71)	0:24.86 [8] (0:11.91)	0:12.95 [9] (0:12.95)
Average Speed [km/h]	48.3	65.2	64.4	62.4	61.4	60.2	55.6
Top Speed [km/h]	64.3	66.6	66.4	62.7	62.3	61.1	58.5
Avg. Dist. to Rail [m]	9.3	5.1	2.9	2.5	1.0	0.6	0.5
Avg. Stride Freq. [Hz]	2.3	2.3	2.3	2.3	2.3	2.2	2.2
Avg. Stride Length [m]	5.9	7.7	7.7	7.6	7.5	7.5	7.1



- [ ] Ranking at each section and finish
- .-.- No data available at this section
- NA No data available



Horse/Jockey Name	Ready Azz Eva
Final Rank	-
Fastest Section Time (Section)	-:--:--
Top Speed [km/h] (Section)	--.-
Race State	DidNotTrack



DoombenProfessional

Race 8: LADBROKES PUNTERS ASSIST Class 3 Plate - 1350m

27 August 2025 - 16:38

Track Rating: Good 4, Weather: Fine, Rail Position: +7.5m Entire



BRISBANE RACING CLUB

Section	Overall	1200m	1000m	800m	600m	400m	200m						
Section Times	-:--:--	-:--:--	-:--:--	-:--:--	-:--:--	-:--:--	-:--:--						
Average Speed [km/h]	--.-	--.-	--.-	--.-	--.-	--.-	--.-						
Top Speed [km/h]	--.-	--.-	--.-	--.-	--.-	--.-	--.-						
Avg. Dist. to Rail [m]	--	--	--	--	--	--	--						
Avg. Stride Freq. [Hz]	--.-	--.-	--.-	--.-	--.-	--.-	--.-						
Avg. Stride Length [m]	--.-	--.-	--.-	--.-	--.-	--.-	--.-						

- [ ] Ranking at each section and finish
- :--:-- No data available at this section
- NA No data available