



Eagle Farm Professional

Race 1: BECOME A BRC MEMBER BENCHMARK 70 Handicap - 1000m

30 August 2025 - 11:53



BRISBANE
RACING CLUB

Track Rating: Good 4, Weather: Fine, Rail Position: +0.5m Entire

Section						Overall	800m	600m	400m	200m	Last 600m		
Field Times						0:57.76 (0:12.97)	0:44.79 (0:10.60)	0:34.19 (0:11.05)	0:23.14 (0:11.20)	0:11.94 (0:11.94)	0:34.19		
Rank	TAB	Horse/Jockey	Barrier	Top Speed [km/h]	Fastest Section						Margin		
1	11	ARISPHERE	2	69.9	0:10.65	0:57.76 [1]	0:44.64 [4]	0:33.99 [3]	0:23.07 [2]	0:11.94 [1]	0:57.76	0:33.99	
		Emily Lang		800m	800m	(0:13.12)	(0:10.65)	(0:10.92)	(0:11.13)	(0:11.94)			
2	5	PORT ERIN	7	68.5	0:10.62	0:58.08 [2]	0:44.48 [8]	0:33.86 [8]	0:22.94 [8]	0:11.95 [6]	1.88L	0:33.86	
		Jag Guthmann-Chester		Overall	800m	(0:13.60)	(0:10.62)	(0:10.92)	(0:10.99)	(0:11.95)		-1	
3	2	XPRESSO	5	69.7	0:10.71	0:58.12 [3]	0:44.82 [5]	0:34.11 [6]	0:23.18 [7]	0:11.97 [7]	2.15L	0:34.11	
		Cody Collis		Overall	800m	(0:13.30)	(0:10.71)	(0:10.93)	(0:11.21)	(0:11.97)		-3	
4	8	VINDICTA	6	70.2	0:10.63	0:58.14 [4]	0:44.74 [7]	0:34.11 [7]	0:23.21 [5]	0:12.04 [4]	2.26L	0:34.11	
		Damien Thornton		800m	800m	(0:13.40)	(0:10.63)	(0:10.90)	(0:11.17)	(0:12.04)		-1	
5	6	TIGER TIE	4	70.3	0:10.64	0:58.34 [5]	0:45.27 [2]	0:34.63 [2]	0:23.58 [4]	0:12.36 [2]	3.42L	0:34.63	
		Martin Harley		800m	800m	(0:13.07)	(0:10.64)	(0:11.05)	(0:11.22)	(0:12.36)		-2	
6	17	ANOTHER COGNAC	9	70.6	0:10.66	0:58.37 [6]	0:45.06 [6]	0:34.40 [5]	0:23.44 [6]	0:12.09 [8]	3.64L	0:34.40	
		Cejay Graham		Overall	800m	(0:13.31)	(0:10.66)	(0:10.96)	(0:11.35)	(0:12.09)		+2	
7	10	STANISLAUS	8	69.2	0:10.70	0:58.57 [7]	0:44.96 [9]	0:34.26 [9]	0:23.26 [9]	0:12.01 [9]	4.8L	0:34.26	
		Luke Dempsey		800m	800m	(0:13.61)	(0:10.70)	(0:11.00)	(0:11.25)	(0:12.01)		+0	
8	3	I AM VOODOO	1	68.9	0:10.70	0:58.62 [8]	0:45.53 [3]	0:34.83 [4]	0:23.88 [3]	0:12.50 [5]	5.08L	0:34.83	
		Jasper Franklin		800m	800m	(0:13.09)	(0:10.70)	(0:10.95)	(0:11.38)	(0:12.50)		-5	
9	1	FLAMING CONQUEST	3	70.5	0:10.60	0:58.77 [9]	0:45.80 [1]	0:35.20 [1]	0:24.15 [1]	0:12.67 [3]	5.94L	0:35.20	
		Corey Sutherland		800m	800m	(0:12.97)	(0:10.60)	(0:11.05)	(0:11.48)	(0:12.67)		-4	

Scratched: Bring Me Kash (#4), Troika (#7), Pareto (#9), She's Exotic (#12), Defiant Boom (#14), Vegas Raider (#13), Tikka Ready (#15), Super Zamboni (#18), Streak Of Winning (#16)



Horse/Jockey Name	Arisphere
Final Rank	1
Fastest Section Time (Section)	0:10.65 (800m)
Top Speed [km/h] (Section)	69.9 (800m)
Race State	Finished

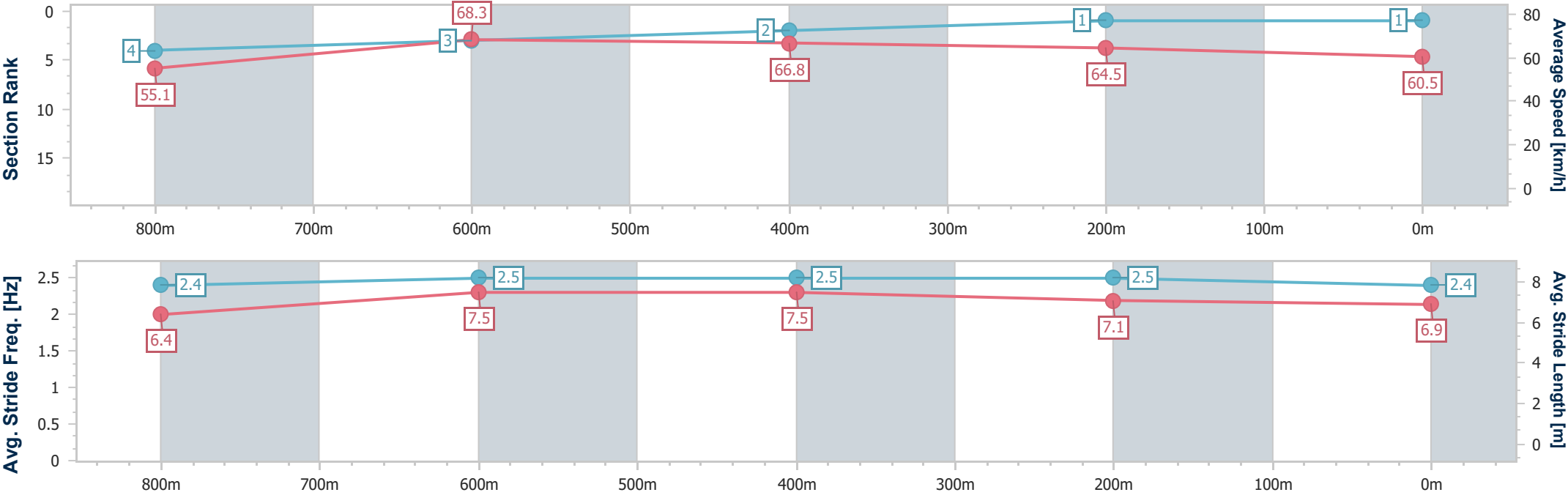


Eagle FarmProfessional
Race 1: BECOME A BRC MEMBER BENCHMARK 70 Handicap - 1000m
30 August 2025 - 11:53
Track Rating: Good 4, Weather: Fine, Rail Position: +0.5m Entire



BRISBANE
RACING CLUB

Section	Overall	800m	600m	400m	200m										
Section Times	0:57.76 [1] (0:13.12)	0:44.64 [4] (0:10.65)	0:33.99 [3] (0:10.92)	0:23.07 [2] (0:11.13)	0:11.94 [1] (0:11.94)										
Average Speed [km/h]	55.1	68.3	66.8	64.5	60.5										
Top Speed [km/h]	69.0	69.9	67.5	66.7	63.4										
Avg. Dist. to Rail [m]	3.4	2.3	2.2	3.4	1.3										
Avg. Stride Freq. [Hz]	2.4	2.5	2.5	2.5	2.4										
Avg. Stride Length [m]	6.4	7.5	7.5	7.1	6.9										



- [] Ranking at each section and finish
- .-.- No data available at this section
- NA No data available



Horse/Jockey Name	Port Erin
Final Rank	2
Fastest Section Time (Section)	0:10.62 (800m)
Top Speed [km/h] (Section)	68.5 (Overall)
Race State	Finished

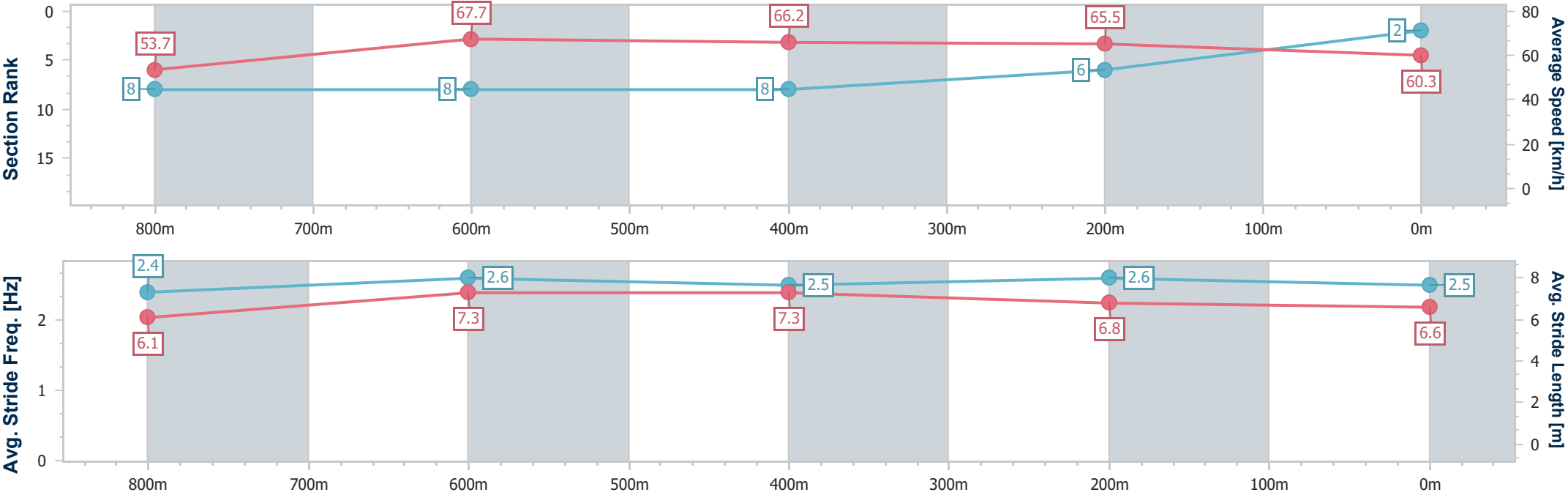


Eagle Farm Professional
Race 1: BECOME A BRC MEMBER BENCHMARK 70 Handicap - 1000m
30 August 2025 - 11:53
Track Rating: Good 4, Weather: Fine, Rail Position: +0.5m Entire



BRISBANE
RACING CLUB

Section	Overall	800m	600m	400m	200m										
Section Times	0:58.08 [2] (0:13.60)	0:44.48 [8] (0:10.62)	0:33.86 [8] (0:10.92)	0:22.94 [8] (0:10.99)	0:11.95 [6] (0:11.95)										
Average Speed [km/h]	53.7	67.7	66.2	65.5	60.3										
Top Speed [km/h]	68.5	68.4	66.5	66.0	64.5										
Avg. Dist. to Rail [m]	7.3	0.7	0.9	5.0	4.0										
Avg. Stride Freq. [Hz]	2.4	2.6	2.5	2.6	2.5										
Avg. Stride Length [m]	6.1	7.3	7.3	6.8	6.6										



- [] Ranking at each section and finish
- .-.- No data available at this section
- NA No data available



Horse/Jockey Name	Xpresso
Final Rank	3
Fastest Section Time (Section)	0:10.71 (800m)
Top Speed [km/h] (Section)	69.7 (Overall)
Race State	Finished

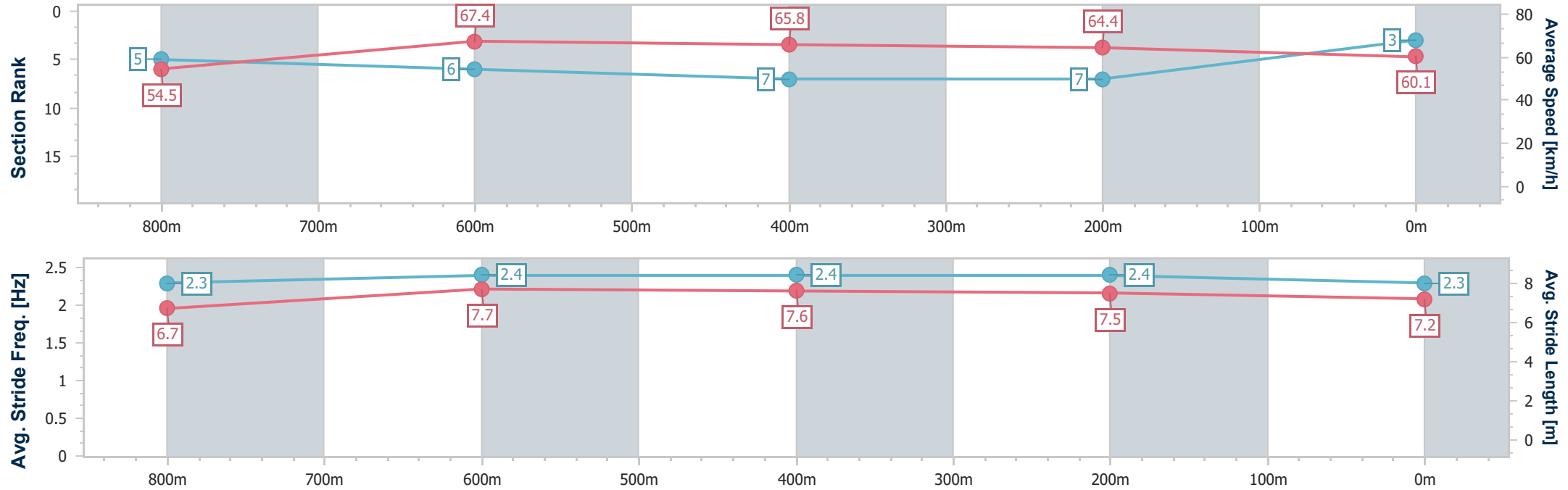


Eagle FarmProfessional
Race 1: BECOME A BRC MEMBER BENCHMARK 70 Handicap - 1000m
30 August 2025 - 11:53
Track Rating: Good 4, Weather: Fine, Rail Position: +0.5m Entire



BRISBANE
RACING CLUB

Section	Overall	800m	600m	400m	200m										
Section Times	0:58.12 [3] (0:13.30)	0:44.82 [5] (0:10.71)	0:34.11 [6] (0:10.93)	0:23.18 [7] (0:11.21)	0:11.97 [7] (0:11.97)										
Average Speed [km/h]	54.5	67.4	65.8	64.4	60.1										
Top Speed [km/h]	69.7	69.0	67.0	66.0	63.8										
Avg. Dist. to Rail [m]	5.2	0.7	0.5	1.7	0.7										
Avg. Stride Freq. [Hz]	2.3	2.4	2.4	2.4	2.3										
Avg. Stride Length [m]	6.7	7.7	7.6	7.5	7.2										





Horse/Jockey Name	Vindicta
Final Rank	4
Fastest Section Time (Section)	0:10.63 (800m)
Top Speed [km/h] (Section)	70.2 (800m)
Race State	Finished

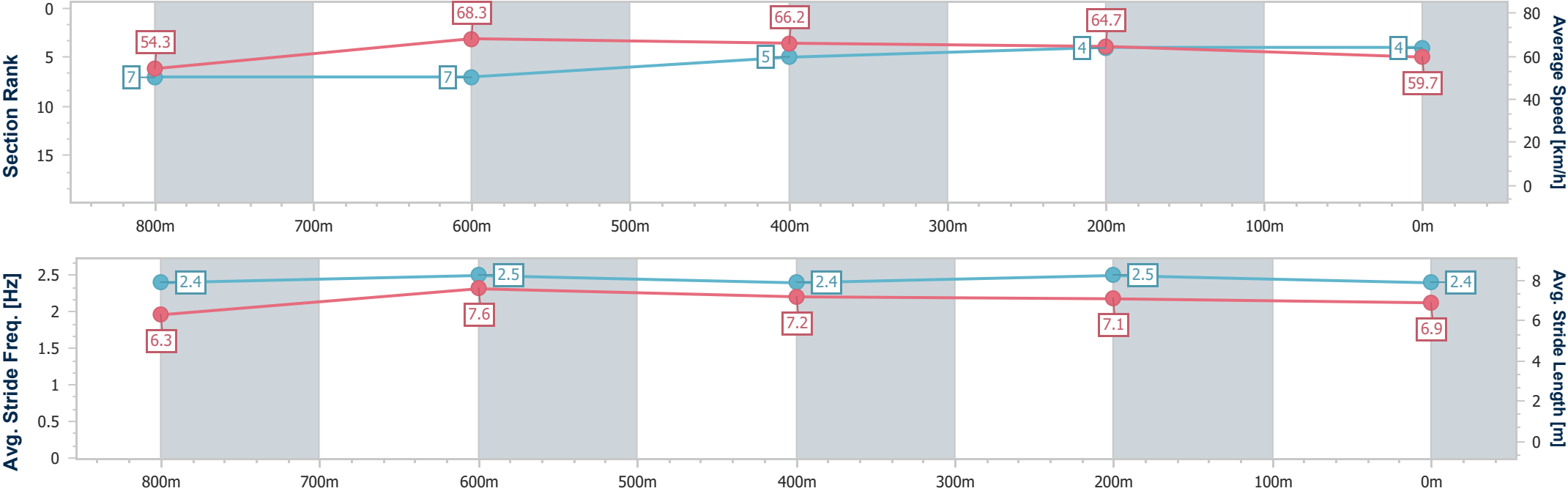


Eagle FarmProfessional
Race 1: BECOME A BRC MEMBER BENCHMARK 70 Handicap - 1000m
30 August 2025 - 11:53
Track Rating: Good 4, Weather: Fine, Rail Position: +0.5m Entire



BRISBANE
RACING CLUB

Section	Overall	800m	600m	400m	200m									
Section Times	0:58.14 [4] (0:13.40)	0:44.74 [7] (0:10.63)	0:34.11 [7] (0:10.90)	0:23.21 [5] (0:11.17)	0:12.04 [4] (0:12.04)									
Average Speed [km/h]	54.3	68.3	66.2	64.7	59.7									
Top Speed [km/h]	70.1	70.2	67.8	67.1	63.8									
Avg. Dist. to Rail [m]	6.2	1.4	1.0	4.0	1.7									
Avg. Stride Freq. [Hz]	2.4	2.5	2.4	2.5	2.4									
Avg. Stride Length [m]	6.3	7.6	7.2	7.1	6.9									





Horse/Jockey Name	Tiger Tie
Final Rank	5
Fastest Section Time (Section)	0:10.64 (800m)
Top Speed [km/h] (Section)	70.3 (800m)
Race State	Finished

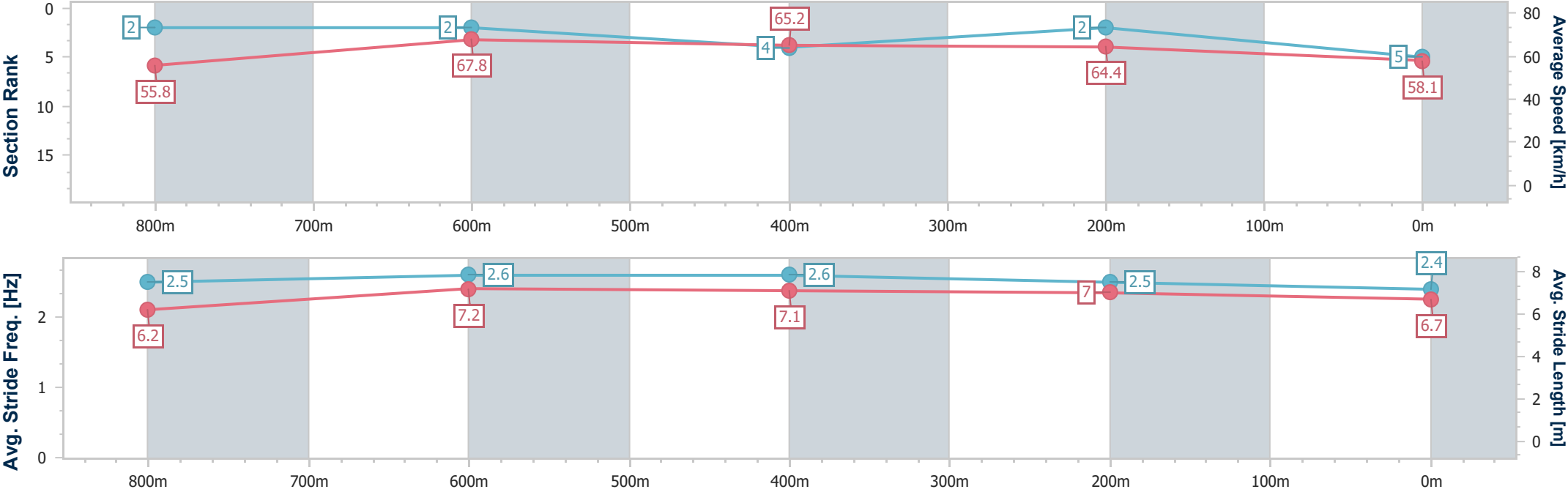


Eagle FarmProfessional
Race 1: BECOME A BRC MEMBER BENCHMARK 70 Handicap -
1000m
30 August 2025 - 11:53
Track Rating: Good 4, Weather: Fine, Rail Position: +0.5m Entire



BRISBANE
RACING CLUB

Section	Overall	800m	600m	400m	200m									
Section Times	0:58.34 [5] (0:13.07)	0:45.27 [2] (0:10.64)	0:34.63 [2] (0:11.05)	0:23.58 [4] (0:11.22)	0:12.36 [2] (0:12.36)									
Average Speed [km/h]	55.8	67.8	65.2	64.4	58.1									
Top Speed [km/h]	69.9	70.3	66.5	65.8	62.1									
Avg. Dist. to Rail [m]	4.9	0.9	0.5	0.6	0.7									
Avg. Stride Freq. [Hz]	2.5	2.6	2.6	2.5	2.4									
Avg. Stride Length [m]	6.2	7.2	7.1	7.0	6.7									





Horse/Jockey Name	Another Cognac
Final Rank	6
Fastest Section Time (Section)	0:10.66 (800m)
Top Speed [km/h] (Section)	70.6 (Overall)
Race State	Finished

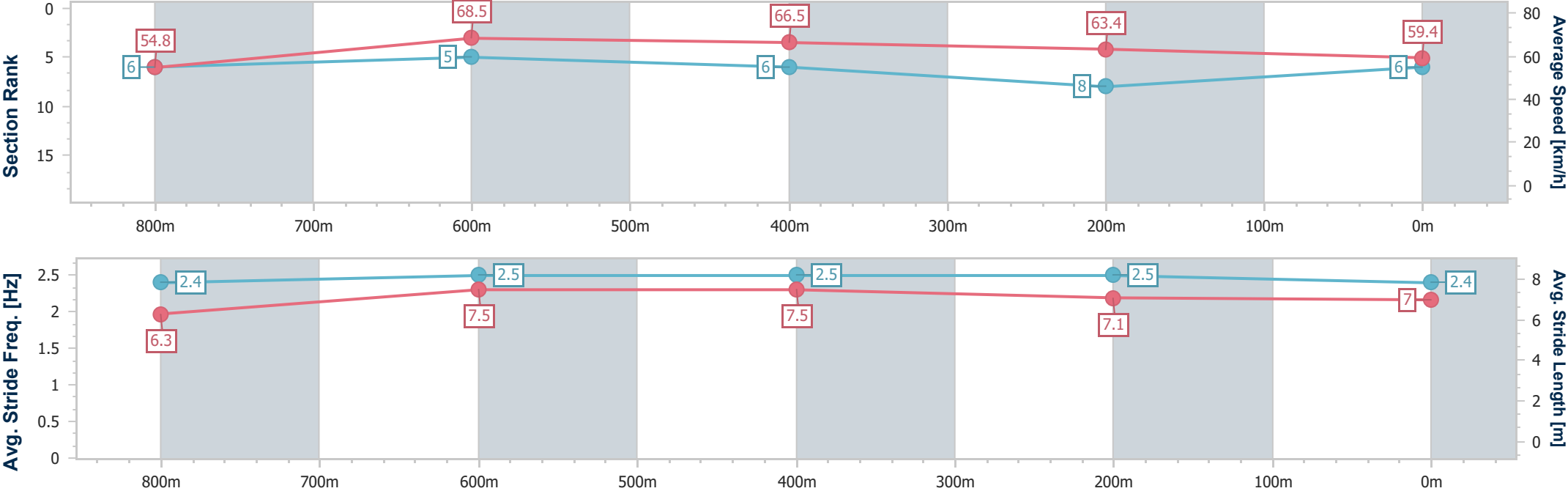


Eagle FarmProfessional
Race 1: BECOME A BRC MEMBER BENCHMARK 70 Handicap - 1000m
30 August 2025 - 11:53
Track Rating: Good 4, Weather: Fine, Rail Position: +0.5m Entire



BRISBANE
RACING CLUB

Section	Overall	800m	600m	400m	200m														
Section Times	0:58.37 [6] (0:13.31)	0:45.06 [6] (0:10.66)	0:34.40 [5] (0:10.96)	0:23.44 [6] (0:11.35)	0:12.09 [8] (0:12.09)														
Average Speed [km/h]	54.8	68.5	66.5	63.4	59.4														
Top Speed [km/h]	70.6	70.1	67.0	65.4	63.0														
Avg. Dist. to Rail [m]	9.2	3.4	1.6	3.8	4.2														
Avg. Stride Freq. [Hz]	2.4	2.5	2.5	2.5	2.4														
Avg. Stride Length [m]	6.3	7.5	7.5	7.1	7.0														





Horse/Jockey Name	Stanislaus
Final Rank	7
Fastest Section Time (Section)	0:10.70 (800m)
Top Speed [km/h] (Section)	69.2 (800m)
Race State	Finished

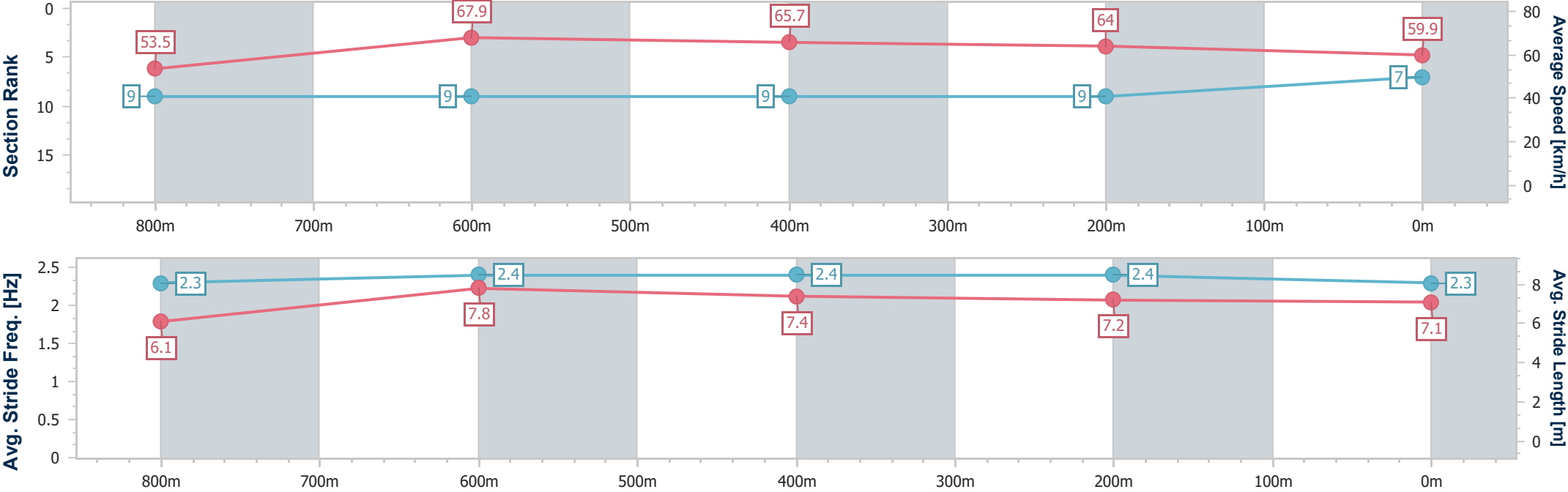


Eagle FarmProfessional
Race 1: BECOME A BRC MEMBER BENCHMARK 70 Handicap -
1000m
30 August 2025 - 11:53
Track Rating: Good 4, Weather: Fine, Rail Position: +0.5m Entire



BRISBANE
RACING CLUB

Section	Overall	800m	600m	400m	200m														
Section Times	0:58.57 [7] (0:13.61)	0:44.96 [9] (0:10.70)	0:34.26 [9] (0:11.00)	0:23.26 [9] (0:11.25)	0:12.01 [9] (0:12.01)														
Average Speed [km/h]	53.5	67.9	65.7	64.0	59.9														
Top Speed [km/h]	67.9	69.2	66.8	65.2	63.2														
Avg. Dist. to Rail [m]	8.0	1.9	0.6	3.1	4.6														
Avg. Stride Freq. [Hz]	2.3	2.4	2.4	2.4	2.3														
Avg. Stride Length [m]	6.1	7.8	7.4	7.2	7.1														





Horse/Jockey Name	I Am Voodoo
Final Rank	8
Fastest Section Time (Section)	0:10.70 (800m)
Top Speed [km/h] (Section)	68.9 (800m)
Race State	Finished

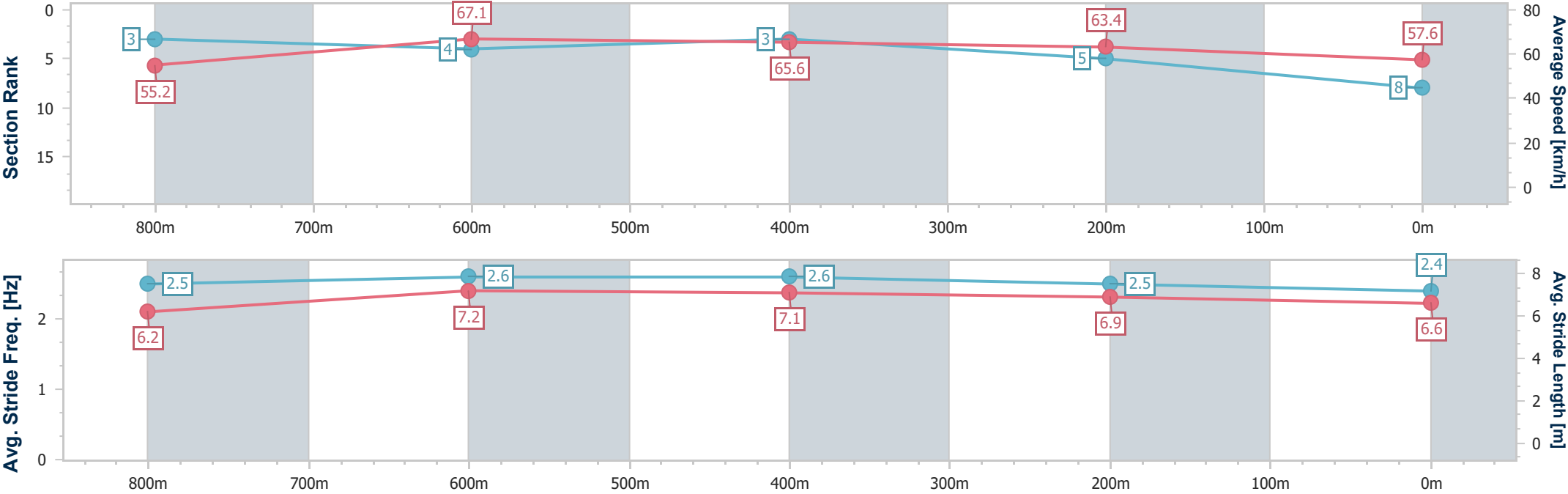


Eagle FarmProfessional
Race 1: BECOME A BRC MEMBER BENCHMARK 70 Handicap - 1000m
30 August 2025 - 11:53
Track Rating: Good 4, Weather: Fine, Rail Position: +0.5m Entire



BRISBANE
RACING CLUB

Section	Overall	800m	600m	400m	200m									
Section Times	0:58.62 [8] (0:13.09)	0:45.53 [3] (0:10.70)	0:34.83 [4] (0:10.95)	0:23.88 [3] (0:11.38)	0:12.50 [5] (0:12.50)									
Average Speed [km/h]	55.2	67.1	65.6	63.4	57.6									
Top Speed [km/h]	68.7	68.9	65.9	65.3	62.2									
Avg. Dist. to Rail [m]	1.9	0.5	0.6	1.2	1.5									
Avg. Stride Freq. [Hz]	2.5	2.6	2.6	2.5	2.4									
Avg. Stride Length [m]	6.2	7.2	7.1	6.9	6.6									





Horse/Jockey Name	Flaming Conquest
Final Rank	9
Fastest Section Time (Section)	0:10.60 (800m)
Top Speed [km/h] (Section)	70.5 (800m)
Race State	Finished

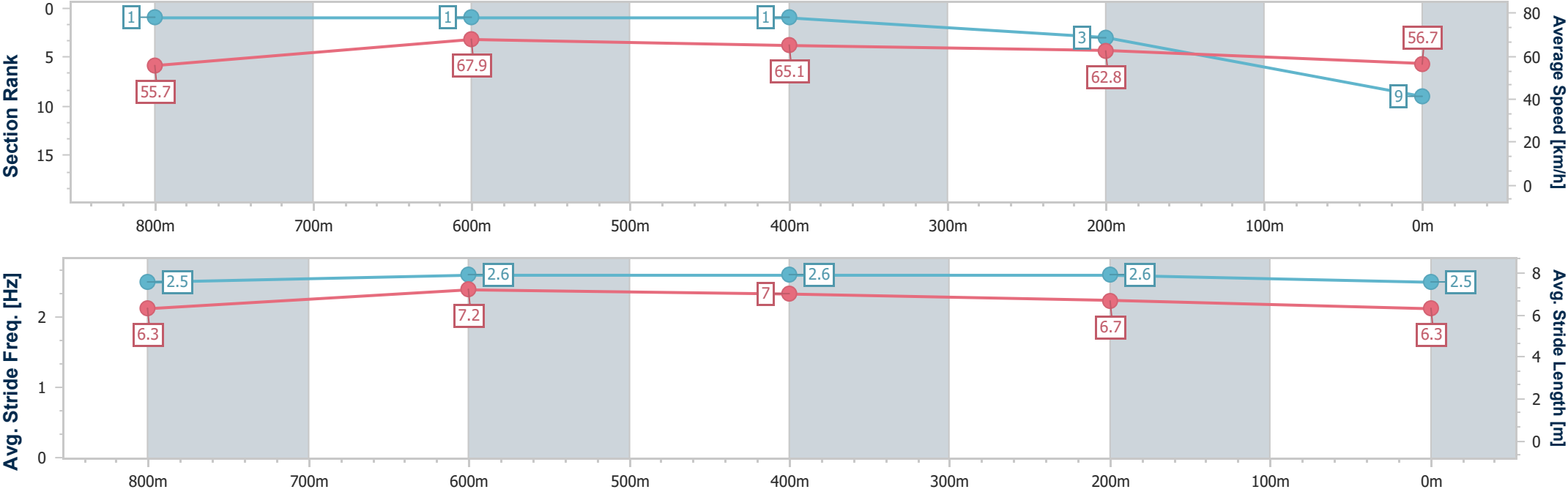


Eagle FarmProfessional
Race 1: BECOME A BRC MEMBER BENCHMARK 70 Handicap - 1000m
30 August 2025 - 11:53
Track Rating: Good 4, Weather: Fine, Rail Position: +0.5m Entire



BRISBANE
RACING CLUB

Section	Overall	800m	600m	400m	200m										
Section Times	0:58.77 [9] (0:12.97)	0:45.80 [1] (0:10.60)	0:35.20 [1] (0:11.05)	0:24.15 [1] (0:11.48)	0:12.67 [3] (0:12.67)										
Average Speed [km/h]	55.7	67.9	65.1	62.8	56.7										
Top Speed [km/h]	70.4	70.5	67.7	64.6	60.3										
Avg. Dist. to Rail [m]	3.2	0.4	0.4	1.0	0.6										
Avg. Stride Freq. [Hz]	2.5	2.6	2.6	2.6	2.5										
Avg. Stride Length [m]	6.3	7.2	7.0	6.7	6.3										





Eagle Farm Professional

Race 2: THE GIBSON BENCHMARK 90 Handicap - 2200m

30 August 2025 - 12:28



BRISBANE
RACING CLUB

Track Rating: Good 4, Weather: Fine, Rail Position: +0.5m Entire

Section					Overall	2000m	1800m	1600m	1400m	1200m	1000m	Last 600m		
Field Times					2:16.97 (0:14.65)	2:02.32 (0:12.00)	1:50.32 (0:12.23)	1:38.09 (0:12.52)	1:25.57 (0:12.67)	1:12.90 (0:12.77)	1:00.13 (0:12.59)	0:35.48		
Rank	TAB	Horse/Jockey	Barrier	Top Speed [km/h]	Fastest Section								Distance Travelled [m]	
1	2	THE RIGHT WAY	6	63.9	0:11.37	2:16.97 [1]	2:02.32 [1]	1:50.32 [1]	1:38.09 [1]	1:25.57 [1]	1:12.90 [1]	1:00.13 [1]	0:35.48	
		Emily Lang		400m	600m	(0:14.65)	(0:12.00)	(0:12.23)	(0:12.52)	(0:12.67)	(0:12.77)	(0:12.59)		
2	1	HYPE	5	65.0	0:11.28	2:17.18 [2]	2:01.91 [6]	1:49.91 [6]	1:37.32 [7]	1:24.75 [7]	1:12.11 [8]	0:59.41 [8]	0:34.70	+4
		Ryan Maloney		600m	400m	(0:15.27)	(0:12.00)	(0:12.59)	(0:12.57)	(0:12.64)	(0:12.70)	(0:12.60)		
3	5	KIRKEBY	4	64.7	0:11.38	2:17.20 [3]	2:01.90 [7]	1:49.85 [7]	1:37.47 [6]	1:25.02 [6]	1:12.39 [5]	0:59.75 [5]	0:35.09	+3
		Damien Thornton		400m	400m	(0:15.30)	(0:12.05)	(0:12.38)	(0:12.45)	(0:12.63)	(0:12.64)	(0:12.65)		
4	3	TAPILDOODLEDO	9	63.2	0:11.59	2:17.31 [4]	2:02.21 [5]	1:50.18 [5]	1:37.88 [3]	1:25.32 [4]	1:12.68 [4]	1:00.07 [4]	0:35.47	-3
		Ben Thompson		400m	400m	(0:15.10)	(0:12.03)	(0:12.30)	(0:12.56)	(0:12.64)	(0:12.61)	(0:12.55)		
5	4	BARAZIN	7	64.4	0:11.36	2:17.32 [5]	2:01.88 [9]	1:49.69 [9]	1:37.34 [8]	1:24.85 [8]	1:12.26 [7]	0:59.64 [7]	0:34.99	-1
		Andrew Mallyon		600m	600m	(0:15.44)	(0:12.19)	(0:12.35)	(0:12.49)	(0:12.59)	(0:12.62)	(0:12.63)		
6	8	CONNECTICUT	8	64.7	0:11.32	2:17.56 [6]	2:02.15 [8]	1:49.98 [8]	1:37.44 [9]	1:24.85 [9]	1:12.18 [9]	0:59.57 [9]	0:35.03	+2
		Jake Bayliss		600m	600m	(0:15.41)	(0:12.17)	(0:12.54)	(0:12.59)	(0:12.67)	(0:12.61)	(0:12.59)		
7	6	EL JASOR	1	63.2	0:11.59	2:17.70 [7]	2:02.67 [4]	1:50.60 [4]	1:38.27 [3]	1:25.88 [3]	1:13.27 [3]	1:00.55 [3]	0:35.87	+0
		Cejay Graham		400m	600m	(0:15.03)	(0:12.07)	(0:12.33)	(0:12.39)	(0:12.61)	(0:12.72)	(0:12.62)		
8	9	BAK DA MAN	3	63.0	0:11.68	2:17.80 [8]	2:02.81 [3]	1:51.03 [2]	1:38.78 [2]	1:26.25 [2]	1:13.56 [2]	1:00.83 [2]	0:36.17	+4
		Taylor Marshall		2000m	600m	(0:14.99)	(0:11.78)	(0:12.25)	(0:12.53)	(0:12.69)	(0:12.73)	(0:12.65)		
9	7	STEP ON FIRE	2	61.3	0:12.10	2:22.34 [9]	2:07.40 [2]	1:55.25 [3]	1:42.70 [5]	1:30.19 [5]	1:17.51 [6]	1:04.85 [6]	0:40.14	+7
		Stacey Callow		2000m	800m	(0:14.94)	(0:12.15)	(0:12.55)	(0:12.51)	(0:12.68)	(0:12.66)	(0:12.61)		



Eagle Farm Professional

Race 2: THE GIBSON BENCHMARK 90 Handicap - 2200m

30 August 2025 - 12:28



BRISBANE
RACING CLUB

Track Rating: Good 4, Weather: Fine, Rail Position: +0.5m Entire

Section		Field Times				800m	600m	400m	200m	Last 600m	
						0:47.54 (0:12.06)	0:35.48 (0:11.37)	0:24.11 (0:11.64)	0:12.47 (0:12.47)	0:35.48	
Rank	TAB	Horse/Jockey	Barrier	Top Speed [km/h]	Fastest Section					Margin	Distance Travelled [m]
1	2	THE RIGHT WAY	6	63.9	0:11.37	0:47.54 [1]	0:35.48 [1]	0:24.11 [1]	0:12.47 [1]	2:16.97	0:35.48
		Emily Lang		400m	600m	(0:12.06)	(0:11.37)	(0:11.64)	(0:12.47)		
2	1	HYPE	5	65.0	0:11.28	0:46.81 [8]	0:34.70 [8]	0:23.19 [8]	0:11.91 [7]	1.23L	0:34.70 +4
		Ryan Maloney		600m	400m	(0:12.11)	(0:11.51)	(0:11.28)	(0:11.91)		
3	5	KIRKEBY	4	64.7	0:11.38	0:47.10 [5]	0:35.09 [5]	0:23.54 [5]	0:12.16 [2]	1.36L	0:35.09 +3
		Damien Thornton		400m	400m	(0:12.01)	(0:11.55)	(0:11.38)	(0:12.16)		
4	3	TAPILDOODLEDO	9	63.2	0:11.59	0:47.52 [4]	0:35.47 [4]	0:23.83 [4]	0:12.24 [3]	1.96L	0:35.47 -3
		Ben Thompson		400m	400m	(0:12.05)	(0:11.64)	(0:11.59)	(0:12.24)		
5	4	BARAZIN	7	64.4	0:11.36	0:47.01 [7]	0:34.99 [7]	0:23.63 [6]	0:12.20 [6]	2.06L	0:34.99 -1
		Andrew Mallyon		600m	600m	(0:12.02)	(0:11.36)	(0:11.43)	(0:12.20)		
6	8	CONNECTICUT	8	64.7	0:11.32	0:46.98 [9]	0:35.03 [9]	0:23.71 [7]	0:12.25 [8]	3.45L	0:35.03 +2
		Jake Bayliss		600m	600m	(0:11.95)	(0:11.32)	(0:11.46)	(0:12.25)		
7	6	EL JASOR	1	63.2	0:11.59	0:47.93 [3]	0:35.87 [3]	0:24.28 [3]	0:12.62 [4]	4.28L	0:35.87 +0
		Cejay Graham		400m	600m	(0:12.06)	(0:11.59)	(0:11.66)	(0:12.62)		
8	9	BAK DA MAN	3	63.0	0:11.68	0:48.18 [2]	0:36.17 [2]	0:24.49 [2]	0:12.69 [5]	4.88L	0:36.17 +4
		Taylor Marshall		2000m	600m	(0:12.01)	(0:11.68)	(0:11.80)	(0:12.69)		
9	7	STEP ON FIRE	2	61.3	0:12.10	0:52.24 [6]	0:40.14 [6]	0:27.98 [9]	0:15.04 [9]	31.6L	0:40.14 +7
		Stacey Callow		2000m	800m	(0:12.10)	(0:12.16)	(0:12.94)	(0:15.04)		



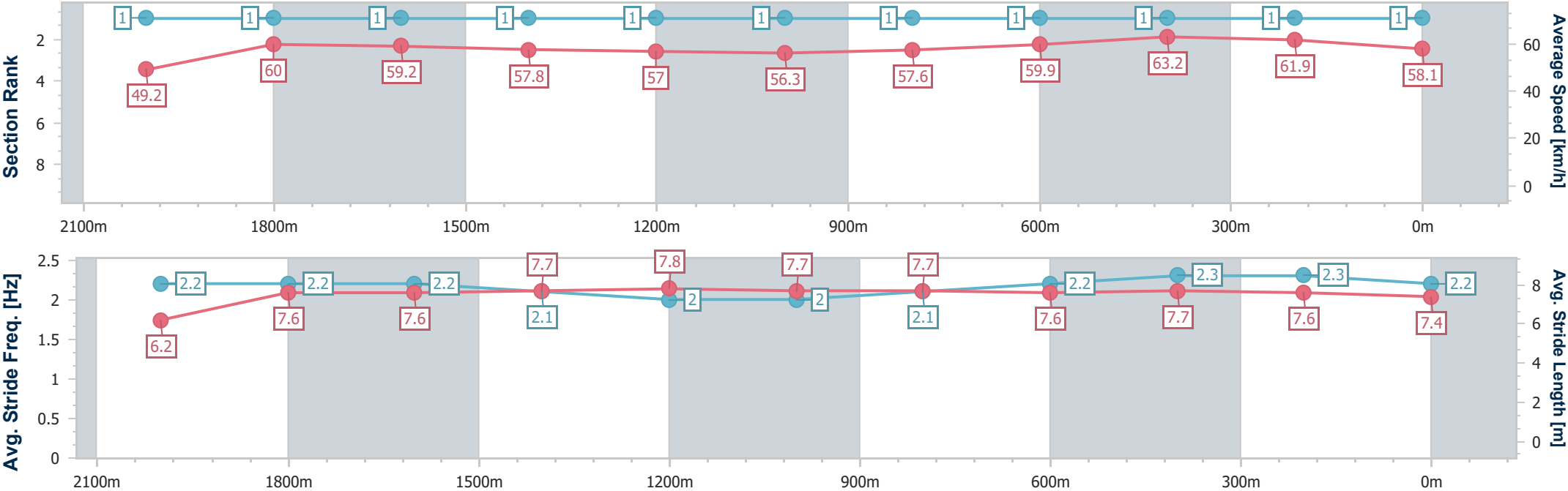
Horse/Jockey Name	The Right Way
Final Rank	1
Fastest Section Time (Section)	0:11.37 (600m)
Top Speed [km/h] (Section)	63.9 (400m)
Race State	Finished



Eagle FarmProfessional
Race 2: THE GIBSON BENCHMARK 90 Handicap - 2200m
30 August 2025 - 12:28
Track Rating: Good 4, Weather: Fine, Rail Position: +0.5m Entire



Section	Overall	2000m	1800m	1600m	1400m	1200m	1000m	800m	600m	400m	200m		
Section Times	2:16.97 [1] (0:14.65)	2:02.32 [1] (0:12.00)	1:50.32 [1] (0:12.23)	1:38.09 [1] (0:12.52)	1:25.57 [1] (0:12.67)	1:12.90 [1] (0:12.77)	1:00.13 [1] (0:12.59)	0:47.54 [1] (0:12.06)	0:35.48 [1] (0:11.37)	0:24.11 [1] (0:11.64)	0:12.47 [1] (0:12.47)		
Average Speed [km/h]	49.2	60.0	59.2	57.8	57.0	56.3	57.6	59.9	63.2	61.9	58.1		
Top Speed [km/h]	62.4	61.5	60.0	58.6	58.0	57.1	58.9	61.6	63.8	63.9	60.3		
Avg. Dist. to Rail [m]	5.9	0.4	0.9	1.5	1.5	1.7	1.4	0.8	0.4	0.8	2.0		
Avg. Stride Freq. [Hz]	2.2	2.2	2.2	2.1	2.0	2.0	2.1	2.2	2.3	2.3	2.2		
Avg. Stride Length [m]	6.2	7.6	7.6	7.7	7.8	7.7	7.7	7.6	7.7	7.6	7.4		



[] Ranking at each section and finish
-.-.- No data available at this section
NA No data available



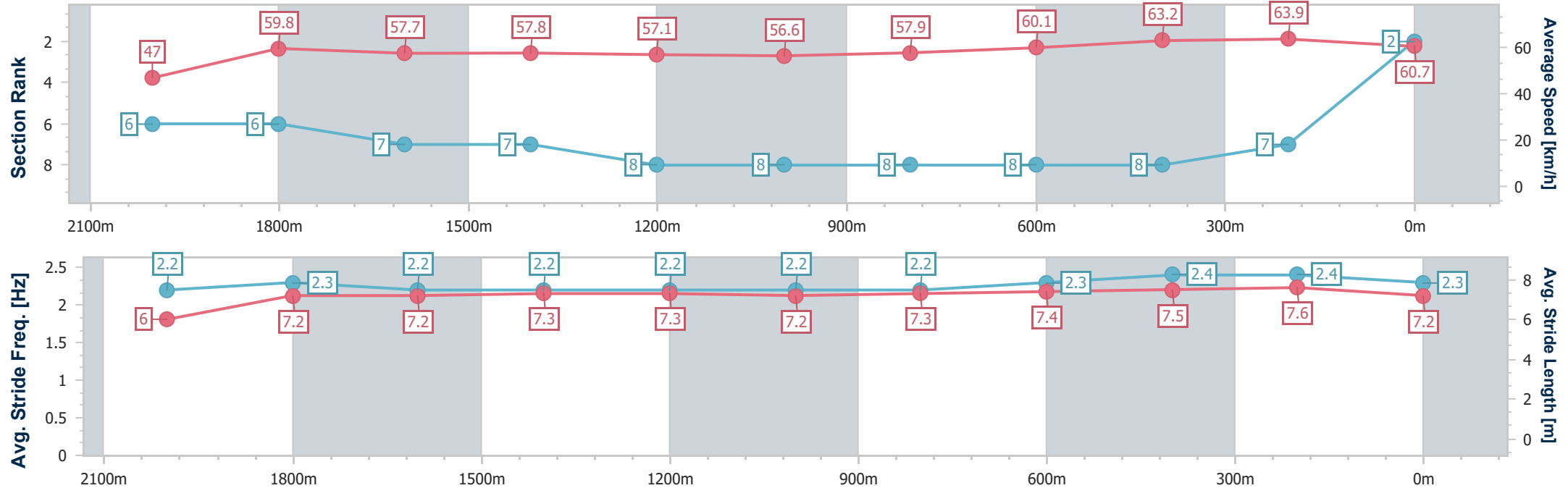
Horse/Jockey Name	Hype
Final Rank	2
Fastest Section Time (Section)	0:11.28 (400m)
Top Speed [km/h] (Section)	65.0 (600m)
Race State	Finished



Eagle Farm Professional
Race 2: THE GIBSON BENCHMARK 90 Handicap - 2200m
30 August 2025 - 12:28
Track Rating: Good 4, Weather: Fine, Rail Position: +0.5m Entire



Section	Overall	2000m	1800m	1600m	1400m	1200m	1000m	800m	600m	400m	200m		
Section Times	2:17.18 [2] (0:15.27)	2:01.91 [6] (0:12.00)	1:49.91 [6] (0:12.59)	1:37.32 [7] (0:12.57)	1:24.75 [7] (0:12.64)	1:12.11 [8] (0:12.70)	0:59.41 [8] (0:12.60)	0:46.81 [8] (0:12.11)	0:34.70 [8] (0:11.51)	0:23.19 [8] (0:11.28)	0:11.91 [7] (0:11.91)		
Average Speed [km/h]	47.0	59.8	57.7	57.8	57.1	56.6	57.9	60.1	63.2	63.9	60.7		
Top Speed [km/h]	60.3	61.7	59.0	59.1	58.1	59.4	59.9	61.0	65.0	65.0	62.7		
Avg. Dist. to Rail [m]	3.0	0.9	1.2	2.7	2.5	2.5	2.5	2.3	2.0	4.8	4.9		
Avg. Stride Freq. [Hz]	2.2	2.3	2.2	2.2	2.2	2.2	2.2	2.3	2.4	2.4	2.3		
Avg. Stride Length [m]	6.0	7.2	7.2	7.3	7.3	7.2	7.3	7.4	7.5	7.6	7.2		



[] Ranking at each section and finish
- - - - No data available at this section
NA No data available



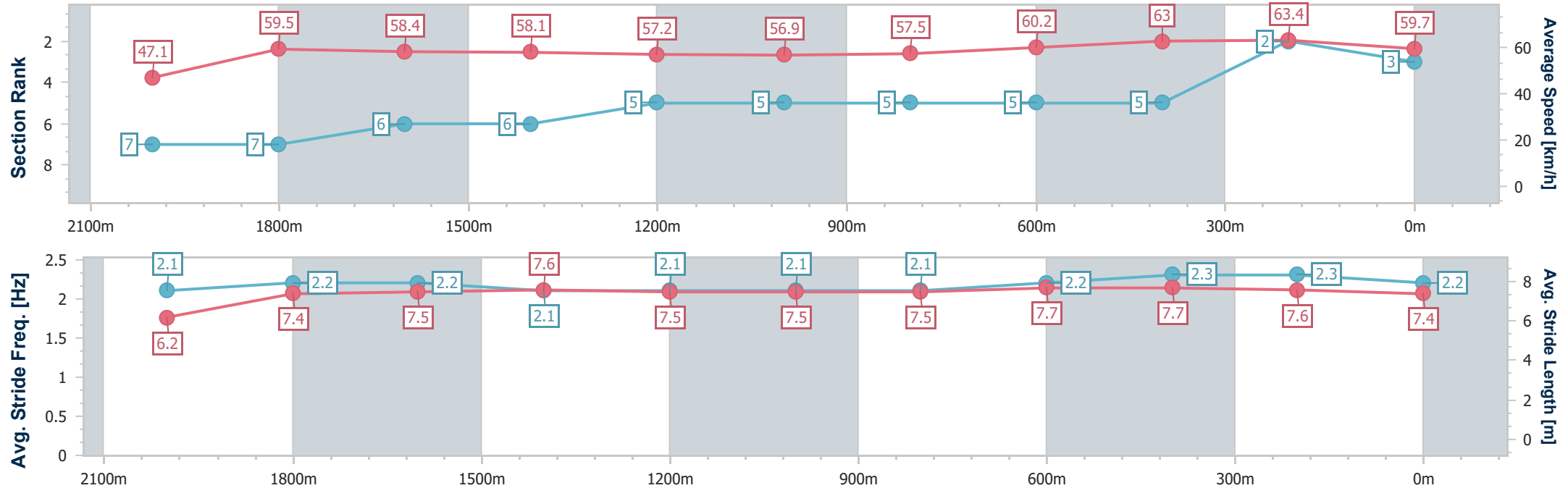
Horse/Jockey Name	Kirkeby
Final Rank	3
Fastest Section Time (Section)	0:11.38 (400m)
Top Speed [km/h] (Section)	64.7 (400m)
Race State	Finished



Eagle FarmProfessional
Race 2: THE GIBSON BENCHMARK 90 Handicap - 2200m
30 August 2025 - 12:28
Track Rating: Good 4, Weather: Fine, Rail Position: +0.5m Entire



Section	Overall	2000m	1800m	1600m	1400m	1200m	1000m	800m	600m	400m	200m		
Section Times	2:17.20 [3] (0:15.30)	2:01.90 [7] (0:12.05)	1:49.85 [7] (0:12.38)	1:37.47 [6] (0:12.45)	1:25.02 [6] (0:12.63)	1:12.39 [5] (0:12.64)	0:59.75 [5] (0:12.65)	0:47.10 [5] (0:12.01)	0:35.09 [5] (0:11.55)	0:23.54 [5] (0:11.38)	0:12.16 [2] (0:12.16)		
Average Speed [km/h]	47.1	59.5	58.4	58.1	57.2	56.9	57.5	60.2	63.0	63.4	59.7		
Top Speed [km/h]	60.1	60.8	59.3	58.9	57.7	58.3	58.9	61.4	64.2	64.7	61.4		
Avg. Dist. to Rail [m]	2.7	1.0	0.8	1.6	1.7	2.2	1.9	1.1	2.3	5.5	6.5		
Avg. Stride Freq. [Hz]	2.1	2.2	2.2	2.1	2.1	2.1	2.1	2.2	2.3	2.3	2.2		
Avg. Stride Length [m]	6.2	7.4	7.5	7.6	7.5	7.5	7.5	7.7	7.7	7.6	7.4		



[] Ranking at each section and finish
-.-.- No data available at this section
NA No data available



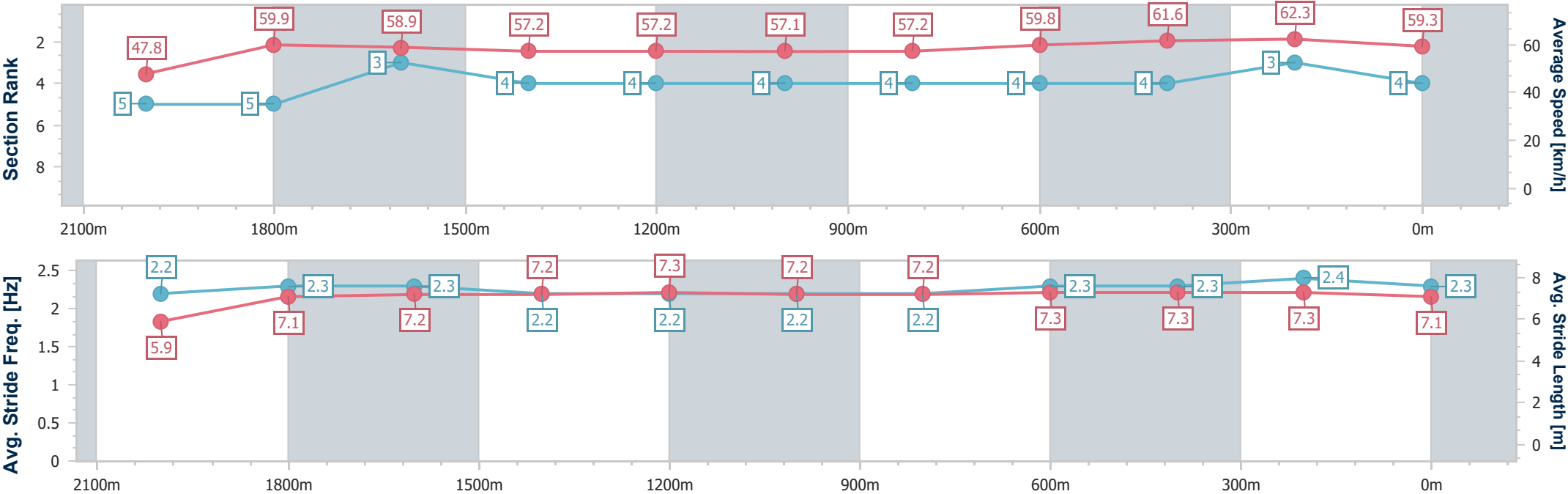
Horse/Jockey Name	Tapildoodledo
Final Rank	4
Fastest Section Time (Section)	0:11.59 (400m)
Top Speed [km/h] (Section)	63.2 (400m)
Race State	Finished



Eagle FarmProfessional
Race 2: THE GIBSON BENCHMARK 90 Handicap - 2200m
30 August 2025 - 12:28
Track Rating: Good 4, Weather: Fine, Rail Position: +0.5m Entire



Section	Overall	2000m	1800m	1600m	1400m	1200m	1000m	800m	600m	400m	200m		
Section Times	2:17.31 [4] (0:15.10)	2:02.21 [5] (0:12.03)	1:50.18 [5] (0:12.30)	1:37.88 [3] (0:12.56)	1:25.32 [4] (0:12.64)	1:12.68 [4] (0:12.61)	1:00.07 [4] (0:12.55)	0:47.52 [4] (0:12.05)	0:35.47 [4] (0:11.64)	0:23.83 [4] (0:11.59)	0:12.24 [3] (0:12.24)		
Average Speed [km/h]	47.8	59.9	58.9	57.2	57.2	57.1	57.2	59.8	61.6	62.3	59.3		
Top Speed [km/h]	61.1	60.7	61.0	58.4	57.8	57.5	58.8	61.7	62.5	63.2	60.7		
Avg. Dist. to Rail [m]	7.4	0.7	0.9	0.4	0.2	0.5	0.2	0.4	0.5	2.7	4.8		
Avg. Stride Freq. [Hz]	2.2	2.3	2.3	2.2	2.2	2.2	2.2	2.3	2.3	2.4	2.3		
Avg. Stride Length [m]	5.9	7.1	7.2	7.2	7.3	7.2	7.2	7.3	7.3	7.3	7.1		





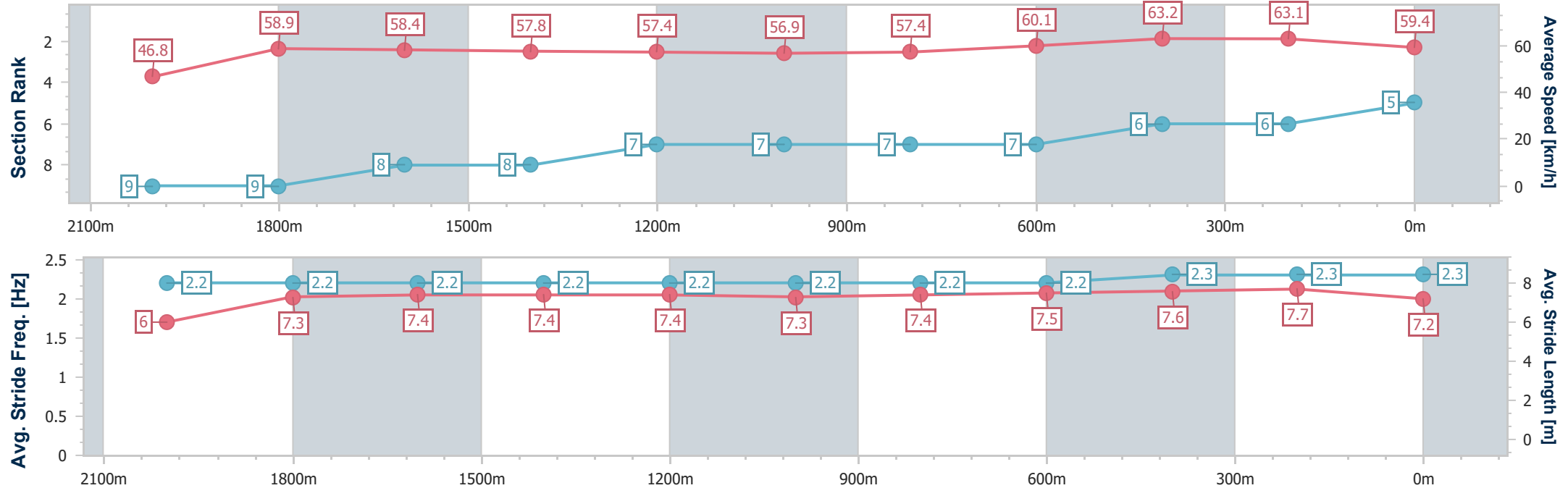
Horse/Jockey Name	Barazin
Final Rank	5
Fastest Section Time (Section)	0:11.36 (600m)
Top Speed [km/h] (Section)	64.4 (600m)
Race State	Finished



Eagle Farm Professional
Race 2: THE GIBSON BENCHMARK 90 Handicap - 2200m
30 August 2025 - 12:28
Track Rating: Good 4, Weather: Fine, Rail Position: +0.5m Entire



Section	Overall	2000m	1800m	1600m	1400m	1200m	1000m	800m	600m	400m	200m		
Section Times	2:17.32 [5] (0:15.44)	2:01.88 [9] (0:12.19)	1:49.69 [9] (0:12.35)	1:37.34 [8] (0:12.49)	1:24.85 [8] (0:12.59)	1:12.26 [7] (0:12.62)	0:59.64 [7] (0:12.63)	0:47.01 [7] (0:12.02)	0:34.99 [7] (0:11.36)	0:23.63 [6] (0:11.43)	0:12.20 [6] (0:12.20)		
Average Speed [km/h]	46.8	58.9	58.4	57.8	57.4	56.9	57.4	60.1	63.2	63.1	59.4		
Top Speed [km/h]	59.3	60.8	59.1	59.0	57.8	58.9	59.0	62.4	64.4	64.3	61.4		
Avg. Dist. to Rail [m]	5.3	0.6	0.5	1.5	1.5	1.8	1.1	1.1	0.5	2.2	3.4		
Avg. Stride Freq. [Hz]	2.2	2.2	2.2	2.2	2.2	2.2	2.2	2.2	2.3	2.3	2.3		
Avg. Stride Length [m]	6.0	7.3	7.4	7.4	7.4	7.3	7.4	7.5	7.6	7.7	7.2		



[] Ranking at each section and finish
-.-.- No data available at this section
NA No data available



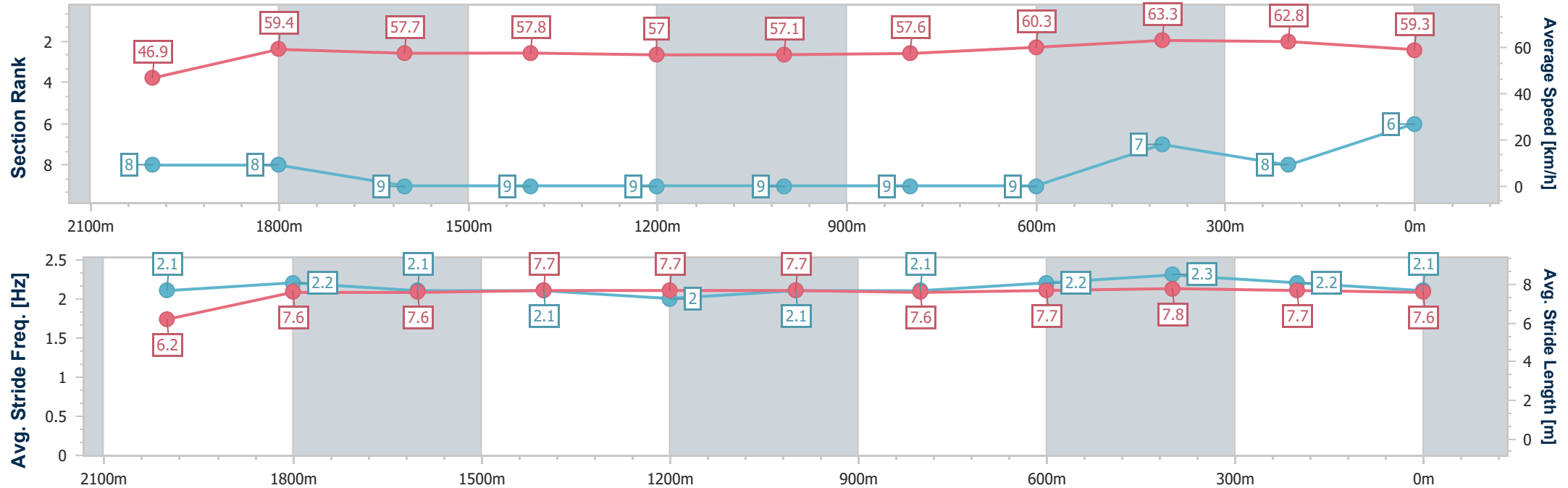
Horse/Jockey Name	Connecticut
Final Rank	6
Fastest Section Time (Section)	0:11.32 (600m)
Top Speed [km/h] (Section)	64.7 (600m)
Race State	Finished



Eagle FarmProfessional
Race 2: THE GIBSON BENCHMARK 90 Handicap - 2200m
30 August 2025 - 12:28
Track Rating: Good 4, Weather: Fine, Rail Position: +0.5m Entire



Section	Overall	2000m	1800m	1600m	1400m	1200m	1000m	800m	600m	400m	200m		
Section Times	2:17.56 [6] (0:15.41)	2:02.15 [8] (0:12.17)	1:49.98 [8] (0:12.54)	1:37.44 [9] (0:12.59)	1:24.85 [9] (0:12.67)	1:12.18 [9] (0:12.61)	0:59.57 [9] (0:12.59)	0:46.98 [9] (0:11.95)	0:35.03 [9] (0:11.32)	0:23.71 [7] (0:11.46)	0:12.25 [8] (0:12.25)		
Average Speed [km/h]	46.9	59.4	57.7	57.8	57.0	57.1	57.6	60.3	63.3	62.8	59.3		
Top Speed [km/h]	59.0	60.6	59.3	59.1	57.8	59.0	59.8	62.5	64.7	64.3	60.7		
Avg. Dist. to Rail [m]	6.6	0.5	1.6	2.5	2.3	2.0	1.0	0.3	0.7	3.9	5.6		
Avg. Stride Freq. [Hz]	2.1	2.2	2.1	2.1	2.0	2.1	2.1	2.2	2.3	2.2	2.1		
Avg. Stride Length [m]	6.2	7.6	7.6	7.7	7.7	7.7	7.6	7.7	7.8	7.7	7.6		



[] Ranking at each section and finish
- - - - No data available at this section
NA No data available



Horse/Jockey Name	El Jasor
Final Rank	7
Fastest Section Time (Section)	0:11.59 (600m)
Top Speed [km/h] (Section)	63.2 (400m)
Race State	Finished

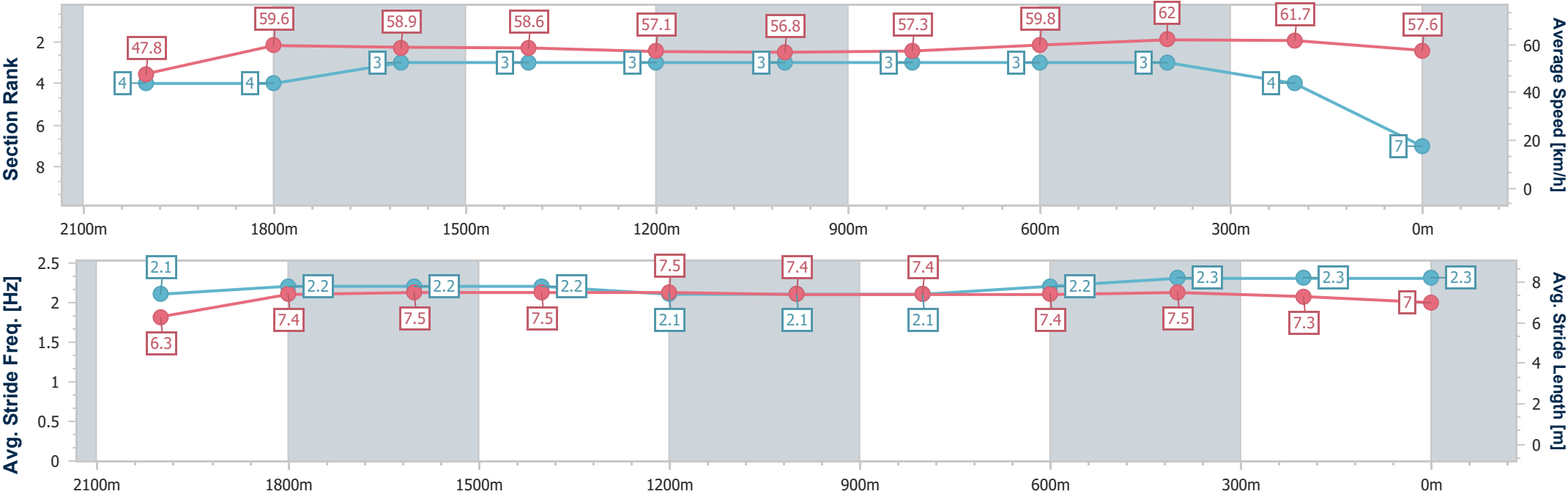


Eagle FarmProfessional
Race 2: THE GIBSON BENCHMARK 90 Handicap - 2200m
30 August 2025 - 12:28
Track Rating: Good 4, Weather: Fine, Rail Position: +0.5m Entire



BRISBANE
RACING CLUB

Section	Overall	2000m	1800m	1600m	1400m	1200m	1000m	800m	600m	400m	200m		
Section Times	2:17.70 [7] (0:15.03)	2:02.67 [4] (0:12.07)	1:50.60 [4] (0:12.33)	1:38.27 [3] (0:12.39)	1:25.88 [3] (0:12.61)	1:13.27 [3] (0:12.72)	1:00.55 [3] (0:12.62)	0:47.93 [3] (0:12.06)	0:35.87 [3] (0:11.59)	0:24.28 [3] (0:11.66)	0:12.62 [4] (0:12.62)		
Average Speed [km/h]	47.8	59.6	58.9	58.6	57.1	56.8	57.3	59.8	62.0	61.7	57.6		
Top Speed [km/h]	59.8	61.1	60.2	59.9	58.3	58.0	58.4	61.4	62.6	63.2	59.8		
Avg. Dist. to Rail [m]	1.7	0.7	1.5	2.3	1.6	1.8	1.2	0.8	0.5	0.4	2.1		
Avg. Stride Freq. [Hz]	2.1	2.2	2.2	2.2	2.1	2.1	2.1	2.2	2.3	2.3	2.3		
Avg. Stride Length [m]	6.3	7.4	7.5	7.5	7.5	7.4	7.4	7.4	7.5	7.3	7.0		



[] Ranking at each section and finish
-.-.- No data available at this section
NA No data available



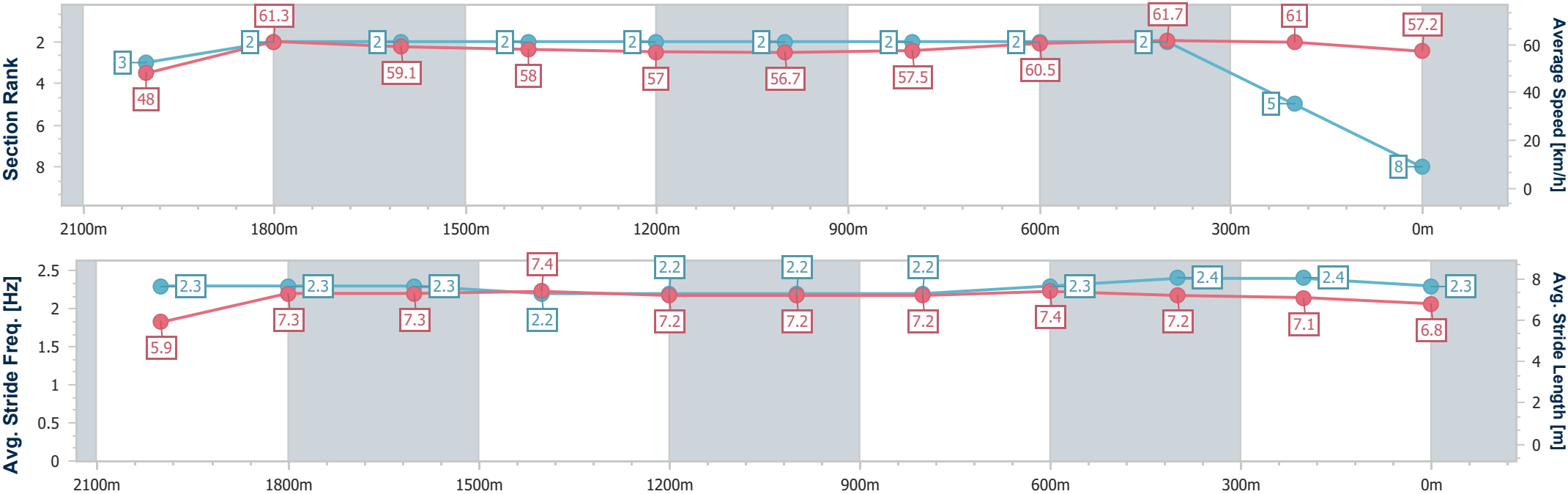
Horse/Jockey Name	Bak Da Man
Final Rank	8
Fastest Section Time (Section)	0:11.68 (600m)
Top Speed [km/h] (Section)	63.0 (2000m)
Race State	Finished



Eagle FarmProfessional
Race 2: THE GIBSON BENCHMARK 90 Handicap - 2200m
30 August 2025 - 12:28
Track Rating: Good 4, Weather: Fine, Rail Position: +0.5m Entire



Section	Overall	2000m	1800m	1600m	1400m	1200m	1000m	800m	600m	400m	200m		
Section Times	2:17.80 [8] (0:14.99)	2:02.81 [3] (0:11.78)	1:51.03 [2] (0:12.25)	1:38.78 [2] (0:12.53)	1:26.25 [2] (0:12.69)	1:13.56 [2] (0:12.73)	1:00.83 [2] (0:12.65)	0:48.18 [2] (0:12.01)	0:36.17 [2] (0:11.68)	0:24.49 [2] (0:11.80)	0:12.69 [5] (0:12.69)		
Average Speed [km/h]	48.0	61.3	59.1	58.0	57.0	56.7	57.5	60.5	61.7	61.0	57.2		
Top Speed [km/h]	62.4	63.0	60.2	58.4	57.5	56.9	58.8	61.4	62.5	62.9	60.0		
Avg. Dist. to Rail [m]	2.7	0.7	1.1	2.5	2.8	3.2	2.6	1.4	0.6	1.8	3.4		
Avg. Stride Freq. [Hz]	2.3	2.3	2.3	2.2	2.2	2.2	2.2	2.3	2.4	2.4	2.3		
Avg. Stride Length [m]	5.9	7.3	7.3	7.4	7.2	7.2	7.2	7.4	7.2	7.1	6.8		





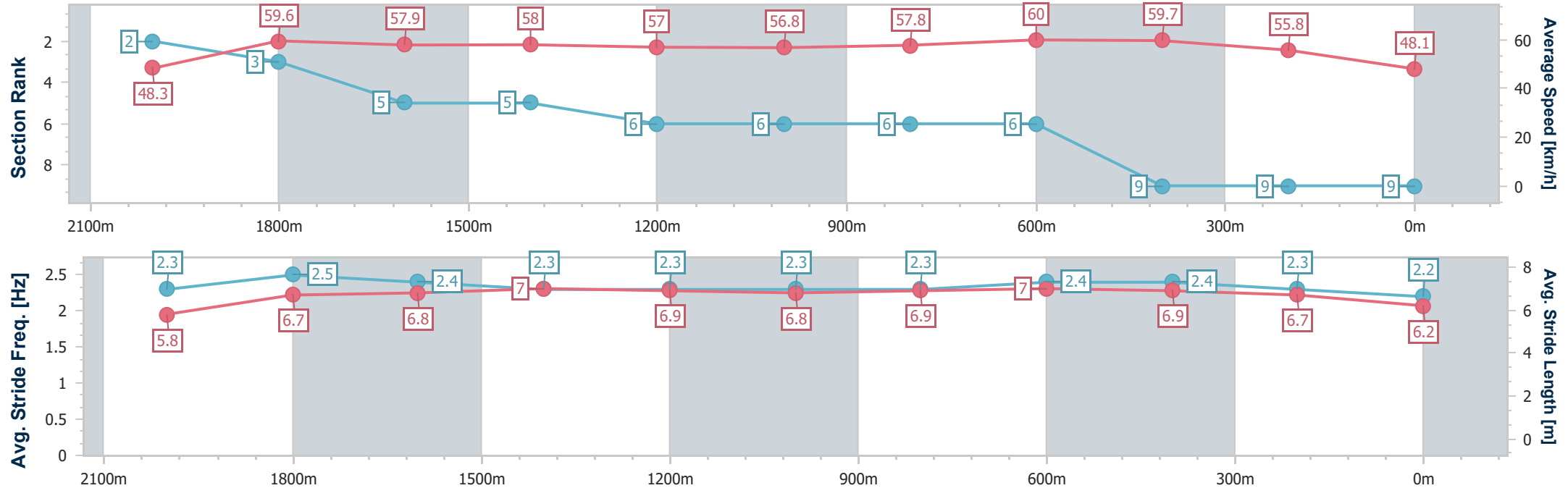
Horse/Jockey Name	Step On Fire
Final Rank	9
Fastest Section Time (Section)	0:12.10 (800m)
Top Speed [km/h] (Section)	61.3 (2000m)
Race State	Finished



Eagle Farm Professional
Race 2: THE GIBSON BENCHMARK 90 Handicap - 2200m
30 August 2025 - 12:28
Track Rating: Good 4, Weather: Fine, Rail Position: +0.5m Entire



Section	Overall	2000m	1800m	1600m	1400m	1200m	1000m	800m	600m	400m	200m		
Section Times	2:22.34 [9] (0:14.94)	2:07.40 [2] (0:12.15)	1:55.25 [3] (0:12.55)	1:42.70 [5] (0:12.51)	1:30.19 [5] (0:12.68)	1:17.51 [6] (0:12.66)	1:04.85 [6] (0:12.61)	0:52.24 [6] (0:12.10)	0:40.14 [6] (0:12.16)	0:27.98 [9] (0:12.94)	0:15.04 [9] (0:15.04)		
Average Speed [km/h]	48.3	59.6	57.9	58.0	57.0	56.8	57.8	60.0	59.7	55.8	48.1		
Top Speed [km/h]	60.8	61.3	58.8	59.0	57.8	58.5	59.7	60.7	60.4	57.8	51.2		
Avg. Dist. to Rail [m]	3.2	1.1	1.6	2.1	2.1	2.9	2.5	1.7	1.8	2.5	5.6		
Avg. Stride Freq. [Hz]	2.3	2.5	2.4	2.3	2.3	2.3	2.3	2.4	2.4	2.3	2.2		
Avg. Stride Length [m]	5.8	6.7	6.8	7.0	6.9	6.8	6.9	7.0	6.9	6.7	6.2		



[] Ranking at each section and finish
-.-.- No data available at this section
NA No data available



Eagle Farm Professional

Race 3: SOUTHERN PACIFIC SANDS BENCHMARK 70 Handicap - 1800m

30 August 2025 - 13:03



BRISBANE
RACING CLUB

Track Rating: Good 4, Weather: Fine, Rail Position: +0.5m Entire

Section						Overall	1600m	1400m	1200m	1000m	800m	600m	Last 600m		
Field Times						1:49.55 (0:14.26)	1:35.29 (0:11.66)	1:23.63 (0:11.93)	1:11.70 (0:11.91)	0:59.79 (0:12.01)	0:47.78 (0:11.92)	0:35.86 (0:11.65)	0:35.86		
Rank	TAB	Horse/Jockey	Barrier	Top Speed [km/h]	Fastest Section										Distance Travelled [m]
1	9	READY FOR THE TRIP	5	64.9	0:11.37	1:49.55 [1]	1:34.84 [5]	1:22.82 [6]	1:10.88 [6]	0:59.08 [6]	0:47.12 [6]	0:35.21 [6]	0:35.21		
		Ryan Maloney		600m	400m	(0:14.71)	(0:12.02)	(0:11.94)	(0:11.80)	(0:11.96)	(0:11.91)	(0:11.51)			
2	8	MOON SWEEPER	3	63.5	0:11.62	1:49.59 [2]	1:34.94 [4]	1:23.24 [4]	1:11.34 [4]	0:59.53 [3]	0:47.48 [4]	0:35.57 [3]	0:35.57	-2	
		Andrew Mallyon		600m	400m	(0:14.65)	(0:11.70)	(0:11.90)	(0:11.81)	(0:12.05)	(0:11.91)	(0:11.63)			
3	16	SHADOW CRUISER	10	64.4	0:11.42	1:49.93 [3]	1:34.63 [9]	1:22.61 [9]	1:10.60 [9]	0:58.82 [9]	0:47.04 [9]	0:35.20 [9]	0:35.20	+1	
		Heavelon Van		600m	400m	(0:15.30)	(0:12.02)	(0:12.01)	(0:11.78)	(0:11.78)	(0:11.84)	(0:11.56)			
4	7	LET FLY	4	64.3	0:11.65	1:50.01 [4]	1:35.61 [3]	1:23.89 [2]	1:12.01 [2]	1:00.08 [2]	0:48.18 [2]	0:36.32 [1]	0:36.32	-1	
		Jake Bayliss		Overall	600m	(0:14.40)	(0:11.72)	(0:11.88)	(0:11.93)	(0:11.90)	(0:11.86)	(0:11.65)			
5	1	CAVALRY MAN	9	64.6	0:11.35	1:50.10 [5]	1:34.45 [10]	1:22.38 [10]	1:10.44 [10]	0:58.64 [10]	0:46.88 [10]	0:35.12 [10]	0:35.12	+2	
		Emily Lang		400m	400m	(0:15.65)	(0:12.07)	(0:11.94)	(0:11.80)	(0:11.76)	(0:11.76)	(0:11.47)			
6	2	ASTRA STAR	2	64.3	0:11.59	1:50.27 [6]	1:35.92 [2]	1:24.01 [3]	1:12.06 [3]	1:00.12 [4]	0:48.16 [3]	0:36.18 [4]	0:36.18	-8	
		Jasper Franklin		600m	600m	(0:14.35)	(0:11.91)	(0:11.95)	(0:11.94)	(0:11.96)	(0:11.98)	(0:11.59)			
7	3	EL PENSADOR	6	64.2	0:11.45	1:50.36 [7]	1:35.59 [6]	1:23.71 [5]	1:11.73 [5]	0:59.89 [5]	0:47.95 [5]	0:36.06 [5]	0:36.06	-4	
		Damien Thornton		400m	600m	(0:14.77)	(0:11.88)	(0:11.98)	(0:11.84)	(0:11.94)	(0:11.89)	(0:11.45)			
8	5	AOLANI	1	63.3	0:11.66	1:50.67 [8]	1:36.41 [1]	1:24.75 [1]	1:12.82 [1]	1:00.91 [1]	0:48.90 [1]	0:36.93 [2]	0:36.93	-7	
		Cejay Graham		Overall	1600m	(0:14.26)	(0:11.66)	(0:11.93)	(0:11.91)	(0:12.01)	(0:11.97)	(0:11.72)			
9	15	BRIGHT THE SUN	7	63.5	0:11.59	1:50.78 [9]	1:35.58 [8]	1:23.76 [7]	1:11.76 [7]	0:59.95 [8]	0:48.06 [8]	0:36.15 [7]	0:36.15	-4	
		Ben Thompson		600m	600m	(0:15.20)	(0:11.82)	(0:12.00)	(0:11.81)	(0:11.89)	(0:11.91)	(0:11.59)			
10	6	ARCHERS REIGN	8	64.1	0:11.54	1:51.34 [10]	1:36.30 [7]	1:24.22 [8]	1:12.31 [8]	1:00.61 [7]	0:48.71 [7]	0:36.70 [8]	0:36.70	-5	
		Jackson Morris		600m	600m	(0:15.04)	(0:12.08)	(0:11.91)	(0:11.70)	(0:11.90)	(0:12.01)	(0:11.54)			

Scratched: Rapid Cheval (#14), Hereditary (#11), Connecticut (#10), Wowzino (#12), Family Of League (#13), Monastery (#4), Laridae (#17)

Report Created: Sat 30 August 2025 13:23 GMT+1 (Note: Timing is based on position data)

Page 1/12

[] Ranking at each section and finish
-:-:- No data available at this section
NA No data available

SCN Saddle cloth number
DNF Did not finish
DNT Did not track

data processed by  TRIPLESDATA



Eagle Farm Professional

Race 3: SOUTHERN PACIFIC SANDS BENCHMARK 70 Handicap - 1800m

30 August 2025 - 13:03



BRISBANE
RACING CLUB

Track Rating: Good 4, Weather: Fine, Rail Position: +0.5m Entire

Section		400m		200m		Last 600m			
Field Times		0:24.21 (0:11.82)		0:12.39 (0:12.39)		0:35.86			
Rank	TAB	Horse/Jockey	Barrier	Top Speed [km/h]	Fastest Section	Margin		Distance Travelled [m]	
1	9	READY FOR THE TRIP	5	64.9	0:11.37	0:23.70 [6]	0:12.33 [2]	1:49.55	0:35.21
		Ryan Maloney		600m	400m	(0:11.37)	(0:12.33)		
2	8	MOON SWEEPER	3	63.5	0:11.62	0:23.94 [3]	0:12.32 [3]	0.22L	0:35.57 -2
		Andrew Mallyon		600m	400m	(0:11.62)	(0:12.32)		
3	16	SHADOW CRUISER	10	64.4	0:11.42	0:23.64 [9]	0:12.22 [7]	2.24L	0:35.20 +1
		Heavelon Van		600m	400m	(0:11.42)	(0:12.22)		
4	7	LET FLY	4	64.3	0:11.65	0:24.67 [1]	0:12.85 [1]	2.74L	0:36.32 -1
		Jake Bayliss		Overall	600m	(0:11.82)	(0:12.85)		
5	1	CAVALRY MAN	9	64.6	0:11.35	0:23.65 [10]	0:12.30 [8]	3.23L	0:35.12 +2
		Emily Lang		400m	400m	(0:11.35)	(0:12.30)		
6	2	ASTRA STAR	2	64.3	0:11.59	0:24.59 [4]	0:12.92 [4]	4.26L	0:36.18 -8
		Jasper Franklin		600m	600m	(0:11.67)	(0:12.92)		
7	3	EL PENSADOR	6	64.2	0:11.45	0:24.61 [5]	0:12.95 [5]	4.79L	0:36.06 -4
		Damien Thornton		400m	600m	(0:11.66)	(0:12.95)		
8	5	AOLANI	1	63.3	0:11.66	0:25.21 [2]	0:13.19 [6]	6.57L	0:36.93 -7
		Cejay Graham		Overall	1600m	(0:12.02)	(0:13.19)		
9	15	BRIGHT THE SUN	7	63.5	0:11.59	0:24.56 [8]	0:12.84 [10]	7.23L	0:36.15 -4
		Ben Thompson		600m	600m	(0:11.72)	(0:12.84)		
10	6	ARCHERS REIGN	8	64.1	0:11.54	0:25.16 [7]	0:13.51 [9]	10.52L	0:36.70 -5
		Jackson Morris		600m	600m	(0:11.65)	(0:13.51)		

Scratched: Rapid Cheval (#14), Hereditary (#11), Connecticut (#10), Wowzino (#12), Family Of League (#13), Monastery (#4), Laridae (#17)

Report Created: Sat 30 August 2025 13:23 GMT+1 (Note: Timing is based on position data)

Page 2/12

[] Ranking at each section and finish
-:-:- No data available at this section
NA No data available

SCN Saddle cloth number
DNF Did not finish
DNT Did not track

data processed by  TRIPLESDATA



Horse/Jockey Name	Ready For The Trip
Final Rank	1
Fastest Section Time (Section)	0:11.37 (400m)
Top Speed [km/h] (Section)	64.9 (600m)
Race State	Finished



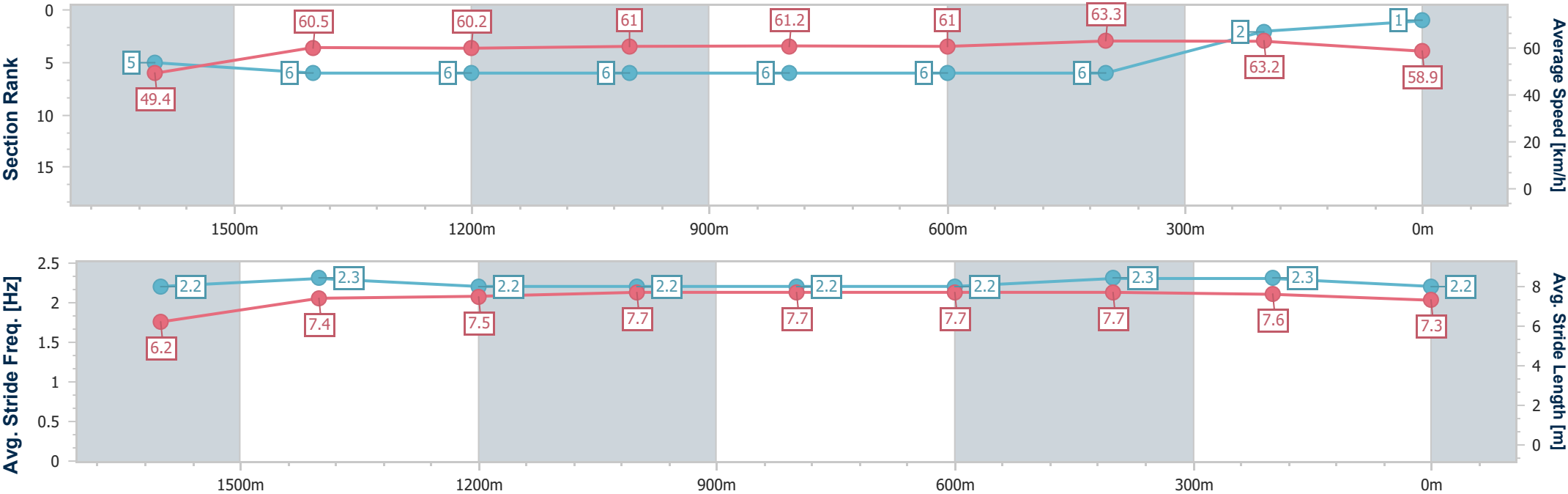
Eagle Farm Professional
Race 3: SOUTHERN PACIFIC SANDS BENCHMARK 70
Handicap - 1800m
30 August 2025 - 13:03



BRISBANE
RACING CLUB

Track Rating: Good 4, Weather: Fine, Rail Position: +0.5m Entire

Section	Overall	1600m	1400m	1200m	1000m	800m	600m	400m	200m				
Section Times	1:49.55 [1] (0:14.71)	1:34.84 [5] (0:12.02)	1:22.82 [6] (0:11.94)	1:10.88 [6] (0:11.80)	0:59.08 [6] (0:11.96)	0:47.12 [6] (0:11.91)	0:35.21 [6] (0:11.51)	0:23.70 [6] (0:11.37)	0:12.33 [2] (0:12.33)				
Average Speed [km/h]	49.4	60.5	60.2	61.0	61.2	61.0	63.3	63.2	58.9				
Top Speed [km/h]	61.3	61.3	61.3	61.7	61.8	62.2	64.9	64.6	61.3				
Avg. Dist. to Rail [m]	4.1	1.9	2.1	2.5	2.3	1.9	2.7	5.4	6.4				
Avg. Stride Freq. [Hz]	2.2	2.3	2.2	2.2	2.2	2.2	2.3	2.3	2.2				
Avg. Stride Length [m]	6.2	7.4	7.5	7.7	7.7	7.7	7.7	7.6	7.3				





Horse/Jockey Name	Moon Sweeper
Final Rank	2
Fastest Section Time (Section)	0:11.62 (400m)
Top Speed [km/h] (Section)	63.5 (600m)
Race State	Finished



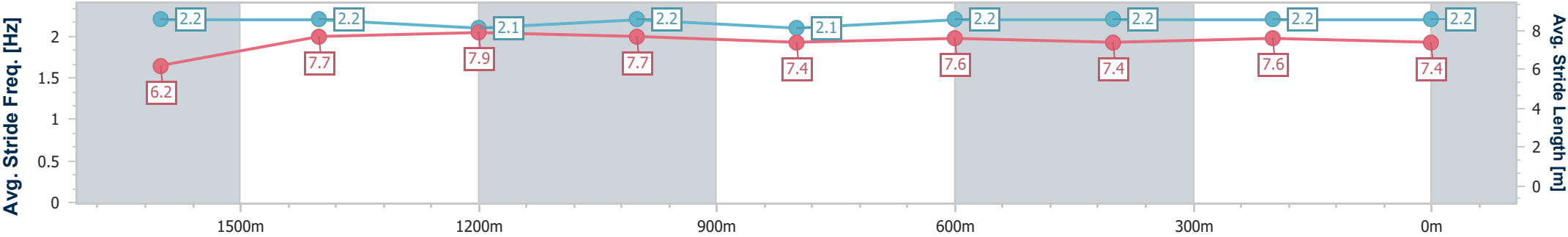
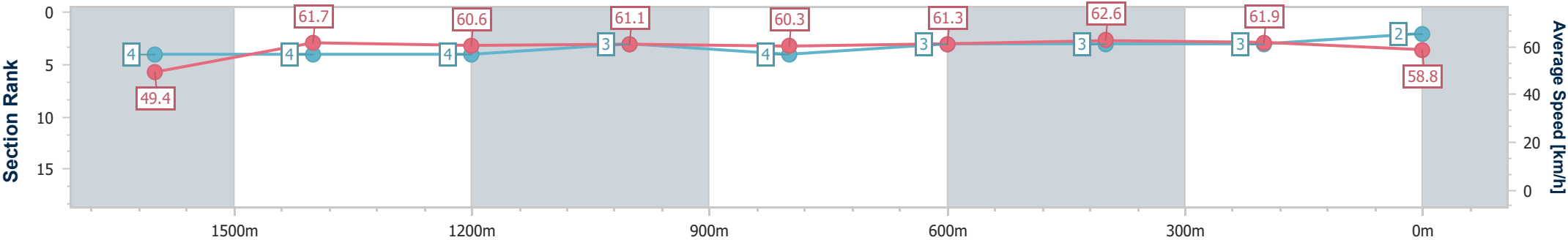
Eagle FarmProfessional
Race 3: SOUTHERN PACIFIC SANDS BENCHMARK 70
Handicap - 1800m
30 August 2025 - 13:03



BRISBANE
RACING CLUB

Track Rating: Good 4, Weather: Fine, Rail Position: +0.5m Entire

Section	Overall	1600m	1400m	1200m	1000m	800m	600m	400m	200m				
Section Times	1:49.59 [2] (0:14.65)	1:34.94 [4] (0:11.70)	1:23.24 [4] (0:11.90)	1:11.34 [4] (0:11.81)	0:59.53 [3] (0:12.05)	0:47.48 [4] (0:11.91)	0:35.57 [3] (0:11.63)	0:23.94 [3] (0:11.62)	0:12.32 [3] (0:12.32)				
Average Speed [km/h]	49.4	61.7	60.6	61.1	60.3	61.3	62.6	61.9	58.8				
Top Speed [km/h]	62.0	62.0	61.7	61.7	61.1	63.3	63.5	63.2	60.7				
Avg. Dist. to Rail [m]	2.1	0.9	1.4	2.1	2.3	2.2	2.3	5.0	6.5				
Avg. Stride Freq. [Hz]	2.2	2.2	2.1	2.2	2.1	2.2	2.2	2.2	2.2				
Avg. Stride Length [m]	6.2	7.7	7.9	7.7	7.4	7.6	7.4	7.6	7.4				





Horse/Jockey Name	Shadow Cruiser
Final Rank	3
Fastest Section Time (Section)	0:11.42 (400m)
Top Speed [km/h] (Section)	64.4 (600m)
Race State	Finished



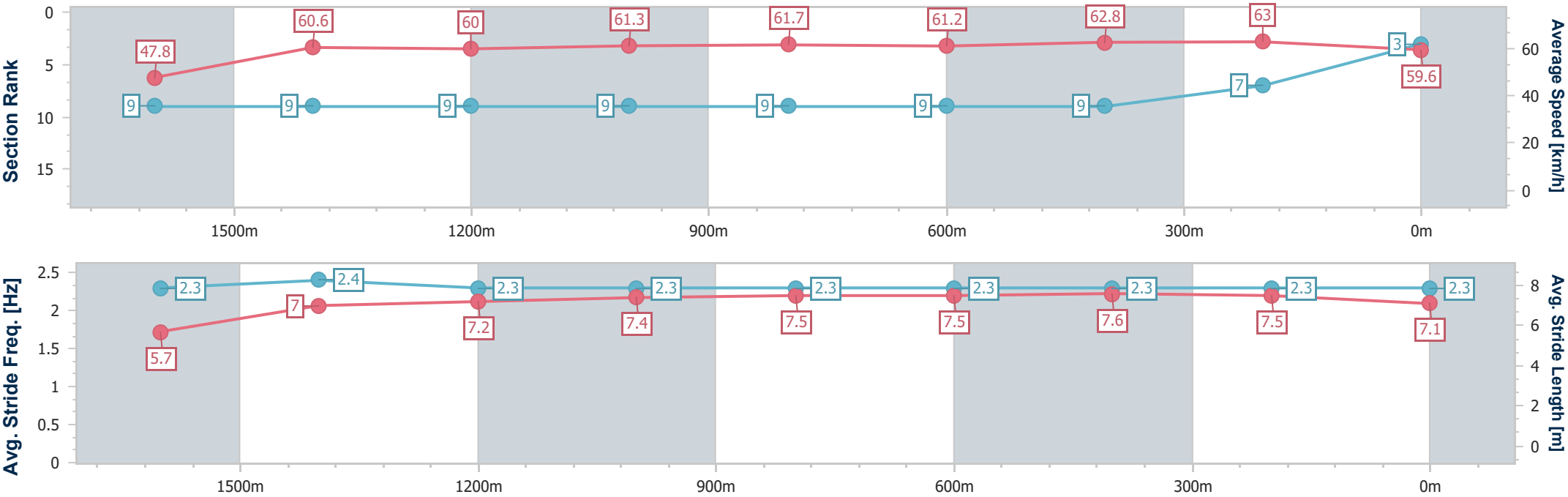
Eagle Farm Professional
Race 3: SOUTHERN PACIFIC SANDS BENCHMARK 70
Handicap - 1800m
30 August 2025 - 13:03



BRISBANE
RACING CLUB

Track Rating: Good 4, Weather: Fine, Rail Position: +0.5m Entire

Section	Overall	1600m	1400m	1200m	1000m	800m	600m	400m	200m				
Section Times	1:49.93 [3] (0:15.30)	1:34.63 [9] (0:12.02)	1:22.61 [9] (0:12.01)	1:10.60 [9] (0:11.78)	0:58.82 [9] (0:11.78)	0:47.04 [9] (0:11.84)	0:35.20 [9] (0:11.56)	0:23.64 [9] (0:11.42)	0:12.22 [7] (0:12.22)				
Average Speed [km/h]	47.8	60.6	60.0	61.3	61.7	61.2	62.8	63.0	59.6				
Top Speed [km/h]	61.2	62.6	60.8	62.9	62.2	62.0	64.4	64.3	61.3				
Avg. Dist. to Rail [m]	6.9	2.7	2.4	2.5	1.7	1.4	2.0	6.1	8.1				
Avg. Stride Freq. [Hz]	2.3	2.4	2.3	2.3	2.3	2.3	2.3	2.3	2.3				
Avg. Stride Length [m]	5.7	7.0	7.2	7.4	7.5	7.5	7.6	7.5	7.1				





Horse/Jockey Name	Let Fly
Final Rank	4
Fastest Section Time (Section)	0:11.65 (600m)
Top Speed [km/h] (Section)	64.3 (Overall)
Race State	Finished



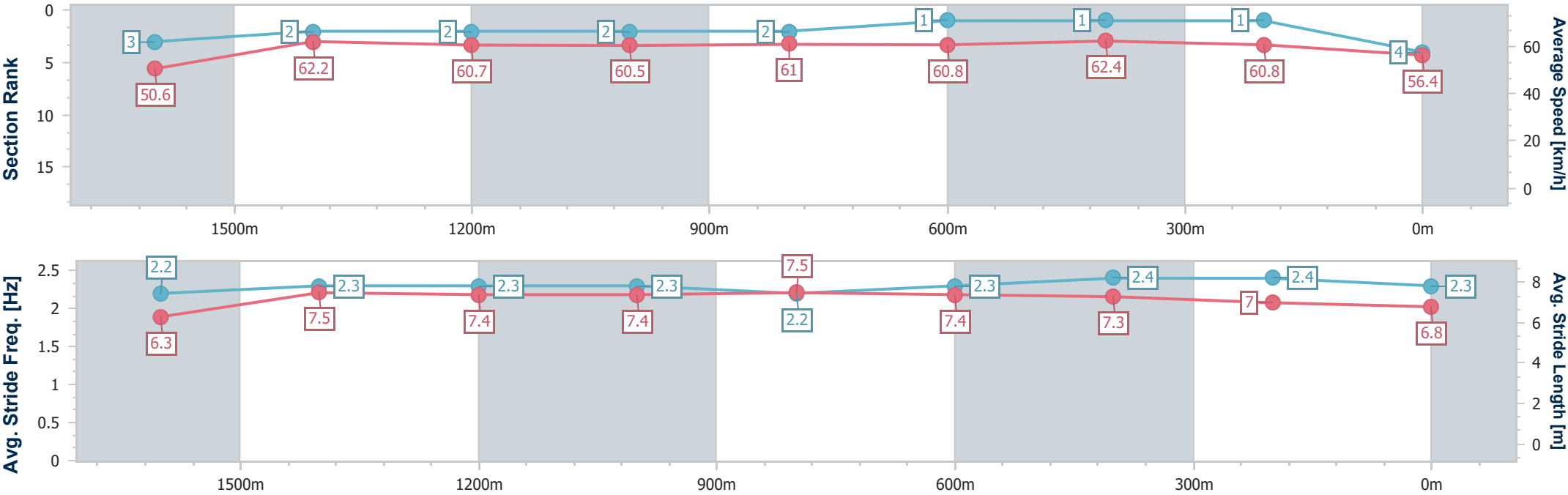
Eagle FarmProfessional
Race 3: SOUTHERN PACIFIC SANDS BENCHMARK 70
Handicap - 1800m
30 August 2025 - 13:03



BRISBANE
RACING CLUB

Track Rating: Good 4, Weather: Fine, Rail Position: +0.5m Entire

Section	Overall	1600m	1400m	1200m	1000m	800m	600m	400m	200m				
Section Times	1:50.01 [4] (0:14.40)	1:35.61 [3] (0:11.72)	1:23.89 [2] (0:11.88)	1:12.01 [2] (0:11.93)	1:00.08 [2] (0:11.90)	0:48.18 [2] (0:11.86)	0:36.32 [1] (0:11.65)	0:24.67 [1] (0:11.82)	0:12.85 [1] (0:12.85)				
Average Speed [km/h]	50.6	62.2	60.7	60.5	61.0	60.8	62.4	60.8	56.4				
Top Speed [km/h]	64.3	64.3	61.5	61.1	61.2	62.7	64.0	62.6	58.9				
Avg. Dist. to Rail [m]	4.0	2.9	2.4	2.0	1.1	1.0	1.6	4.5	5.0				
Avg. Stride Freq. [Hz]	2.2	2.3	2.3	2.3	2.2	2.3	2.4	2.4	2.3				
Avg. Stride Length [m]	6.3	7.5	7.4	7.4	7.5	7.4	7.3	7.0	6.8				





Horse/Jockey Name	Cavalry Man
Final Rank	5
Fastest Section Time (Section)	0:11.35 (400m)
Top Speed [km/h] (Section)	64.6 (400m)
Race State	Finished



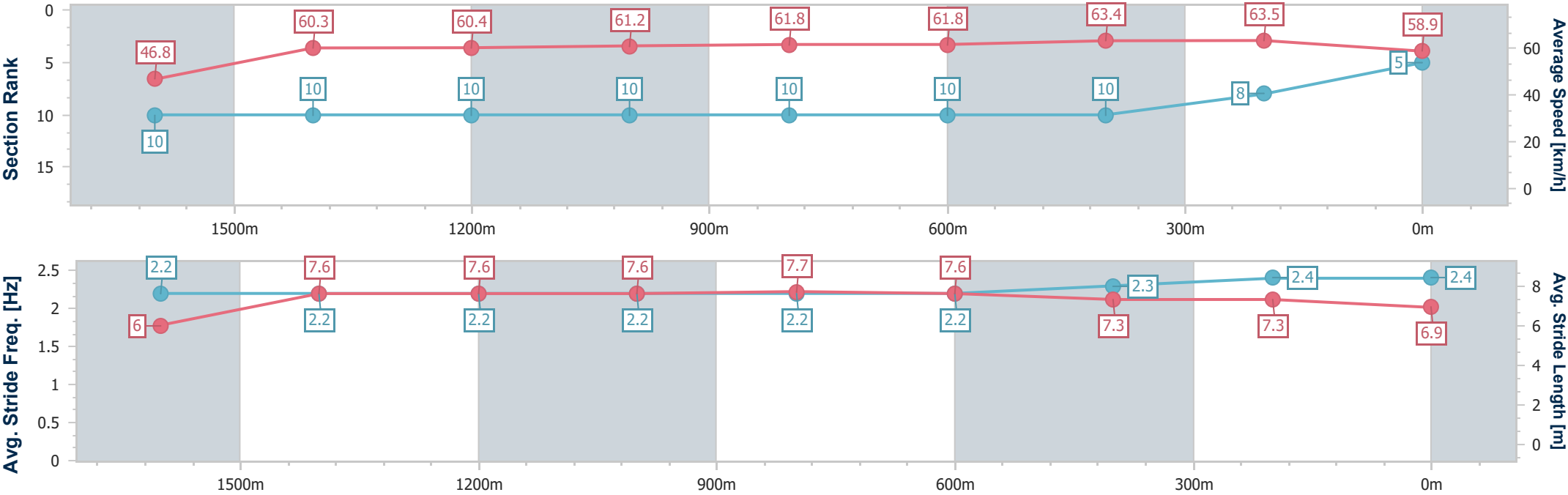
Eagle FarmProfessional
Race 3: SOUTHERN PACIFIC SANDS BENCHMARK 70
Handicap - 1800m
30 August 2025 - 13:03



BRISBANE
RACING CLUB

Track Rating: Good 4, Weather: Fine, Rail Position: +0.5m Entire

Section	Overall	1600m	1400m	1200m	1000m	800m	600m	400m	200m				
Section Times	1:50.10 [5] (0:15.65)	1:34.45 [10] (0:12.07)	1:22.38 [10] (0:11.94)	1:10.44 [10] (0:11.80)	0:58.64 [10] (0:11.76)	0:46.88 [10] (0:11.76)	0:35.12 [10] (0:11.47)	0:23.65 [10] (0:11.35)	0:12.30 [8] (0:12.30)				
Average Speed [km/h]	46.8	60.3	60.4	61.2	61.8	61.8	63.4	63.5	58.9				
Top Speed [km/h]	61.4	62.3	61.4	63.1	62.6	63.9	64.2	64.6	61.7				
Avg. Dist. to Rail [m]	6.7	2.7	2.1	2.1	1.9	2.1	2.5	6.3	9.7				
Avg. Stride Freq. [Hz]	2.2	2.2	2.2	2.2	2.2	2.2	2.3	2.4	2.4				
Avg. Stride Length [m]	6.0	7.6	7.6	7.6	7.7	7.6	7.3	7.3	6.9				





Horse/Jockey Name	Astra Star
Final Rank	6
Fastest Section Time (Section)	0:11.59 (600m)
Top Speed [km/h] (Section)	64.3 (600m)
Race State	Finished



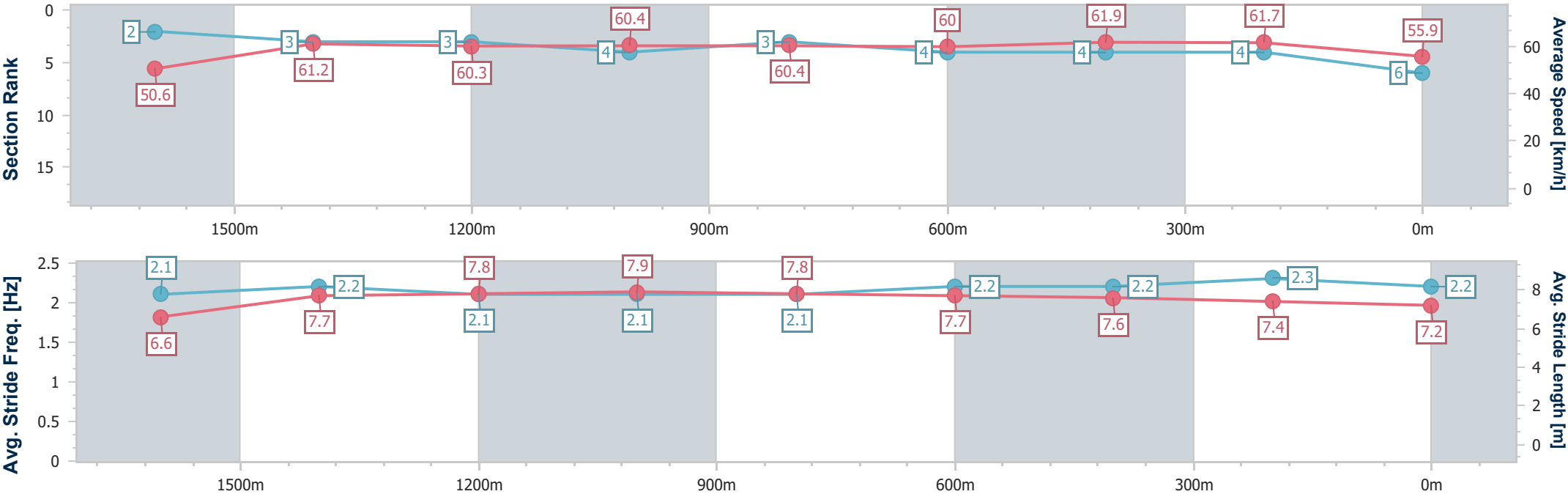
Eagle Farm Professional
Race 3: SOUTHERN PACIFIC SANDS BENCHMARK 70
Handicap - 1800m
30 August 2025 - 13:03



BRISBANE
RACING CLUB

Track Rating: Good 4, Weather: Fine, Rail Position: +0.5m Entire

Section	Overall	1600m	1400m	1200m	1000m	800m	600m	400m	200m				
Section Times	1:50.27 [6] (0:14.35)	1:35.92 [2] (0:11.91)	1:24.01 [3] (0:11.95)	1:12.06 [3] (0:11.94)	1:00.12 [4] (0:11.96)	0:48.16 [3] (0:11.98)	0:36.18 [4] (0:11.59)	0:24.59 [4] (0:11.67)	0:12.92 [4] (0:12.92)				
Average Speed [km/h]	50.6	61.2	60.3	60.4	60.4	60.0	61.9	61.7	55.9				
Top Speed [km/h]	61.9	61.5	61.7	60.9	61.2	61.8	64.3	63.1	59.5				
Avg. Dist. to Rail [m]	2.2	2.3	2.0	2.0	0.7	0.5	0.8	0.3	0.2				
Avg. Stride Freq. [Hz]	2.1	2.2	2.1	2.1	2.1	2.2	2.2	2.3	2.2				
Avg. Stride Length [m]	6.6	7.7	7.8	7.9	7.8	7.7	7.6	7.4	7.2				





Horse/Jockey Name	El Pensador
Final Rank	7
Fastest Section Time (Section)	0:11.45 (600m)
Top Speed [km/h] (Section)	64.2 (400m)
Race State	Finished



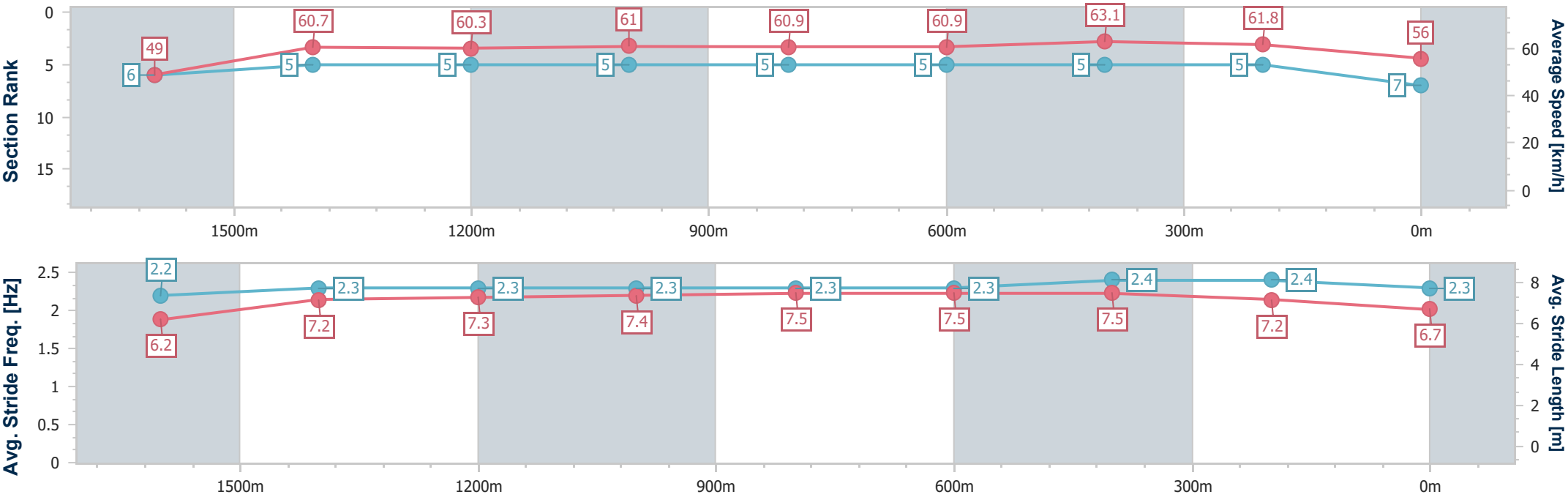
Eagle Farm Professional
Race 3: SOUTHERN PACIFIC SANDS BENCHMARK 70
Handicap - 1800m
30 August 2025 - 13:03



BRISBANE
RACING CLUB

Track Rating: Good 4, Weather: Fine, Rail Position: +0.5m Entire

Section	Overall	1600m	1400m	1200m	1000m	800m	600m	400m	200m				
Section Times	1:50.36 [7] (0:14.77)	1:35.59 [6] (0:11.88)	1:23.71 [5] (0:11.98)	1:11.73 [5] (0:11.84)	0:59.89 [5] (0:11.94)	0:47.95 [5] (0:11.89)	0:36.06 [5] (0:11.45)	0:24.61 [5] (0:11.66)	0:12.95 [5] (0:12.95)				
Average Speed [km/h]	49.0	60.7	60.3	61.0	60.9	60.9	63.1	61.8	56.0				
Top Speed [km/h]	62.3	61.6	61.4	61.6	61.2	62.2	64.1	64.2	58.8				
Avg. Dist. to Rail [m]	2.8	1.2	2.0	2.4	2.0	1.3	1.0	1.4	2.0				
Avg. Stride Freq. [Hz]	2.2	2.3	2.3	2.3	2.3	2.3	2.4	2.4	2.3				
Avg. Stride Length [m]	6.2	7.2	7.3	7.4	7.5	7.5	7.5	7.2	6.7				





Horse/Jockey Name	Aolani
Final Rank	8
Fastest Section Time (Section)	0:11.66 (1600m)
Top Speed [km/h] (Section)	63.3 (Overall)
Race State	Finished



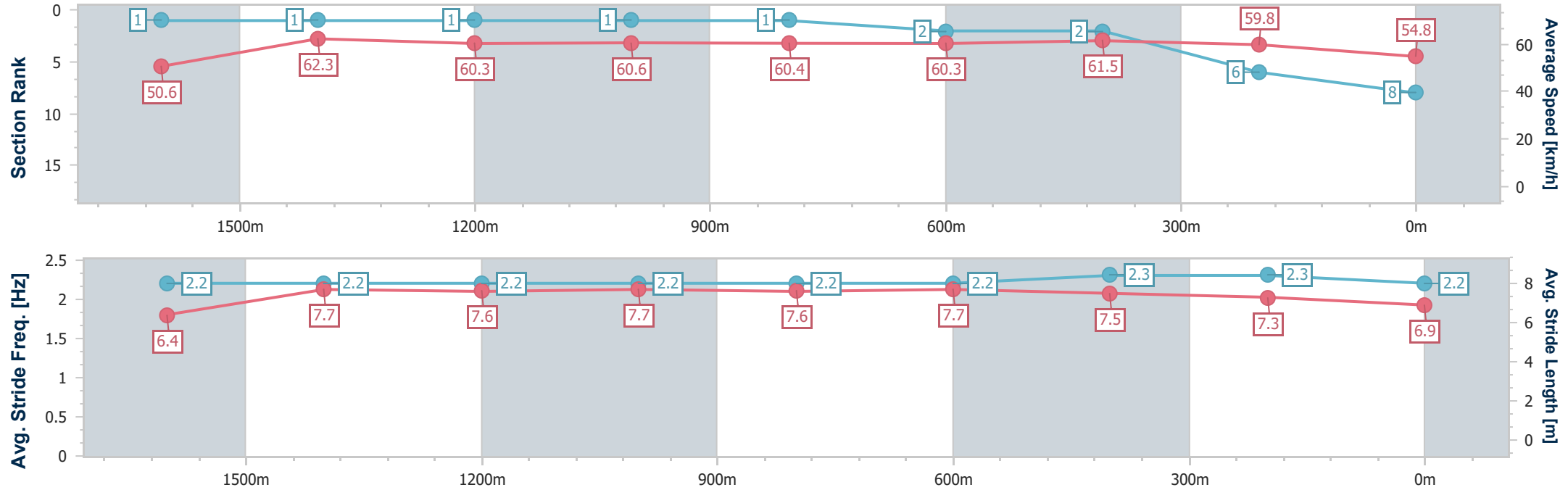
Eagle Farm Professional
Race 3: SOUTHERN PACIFIC SANDS BENCHMARK 70
Handicap - 1800m
30 August 2025 - 13:03



BRISBANE
RACING CLUB

Track Rating: Good 4, Weather: Fine, Rail Position: +0.5m Entire

Section	Overall	1600m	1400m	1200m	1000m	800m	600m	400m	200m				
Section Times	1:50.67 [8] (0:14.26)	1:36.41 [1] (0:11.66)	1:24.75 [1] (0:11.93)	1:12.82 [1] (0:11.91)	1:00.91 [1] (0:12.01)	0:48.90 [1] (0:11.97)	0:36.93 [2] (0:11.72)	0:25.21 [2] (0:12.02)	0:13.19 [6] (0:13.19)				
Average Speed [km/h]	50.6	62.3	60.3	60.6	60.4	60.3	61.5	59.8	54.8				
Top Speed [km/h]	63.3	63.2	61.1	61.1	60.9	61.0	61.9	61.6	57.5				
Avg. Dist. to Rail [m]	1.4	1.4	1.7	1.8	1.6	0.8	0.3	2.2	4.3				
Avg. Stride Freq. [Hz]	2.2	2.2	2.2	2.2	2.2	2.2	2.3	2.3	2.2				
Avg. Stride Length [m]	6.4	7.7	7.6	7.7	7.6	7.7	7.5	7.3	6.9				





Horse/Jockey Name	Bright The Sun
Final Rank	9
Fastest Section Time (Section)	0:11.59 (600m)
Top Speed [km/h] (Section)	63.5 (600m)
Race State	Finished



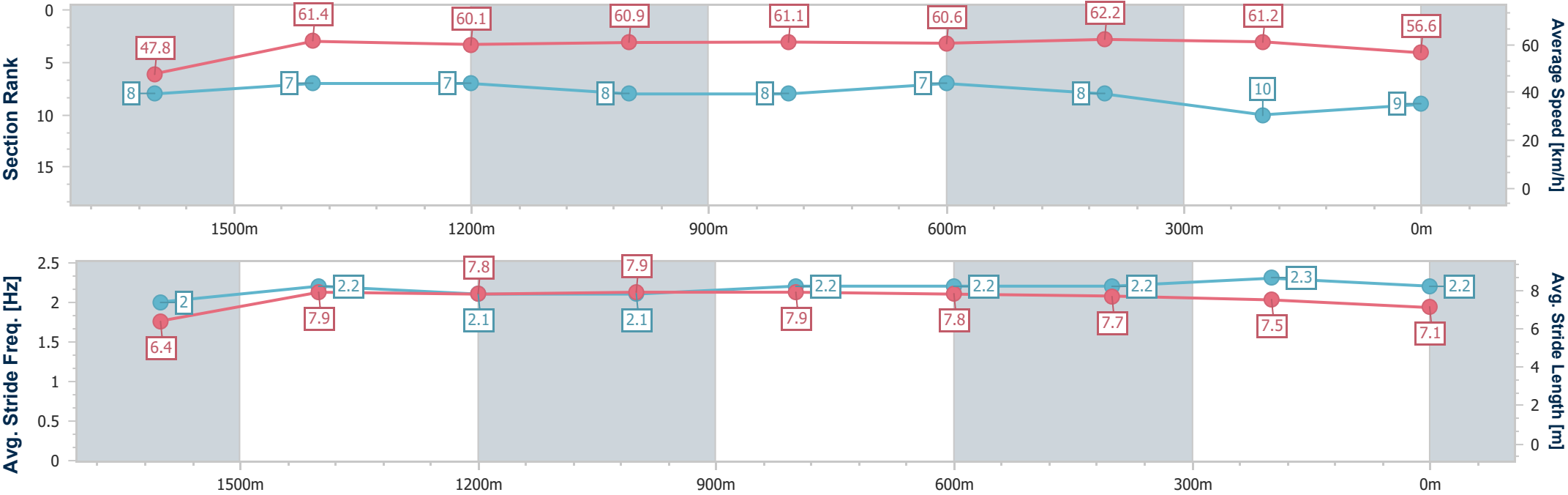
Eagle Farm Professional
Race 3: SOUTHERN PACIFIC SANDS BENCHMARK 70
Handicap - 1800m
30 August 2025 - 13:03



BRISBANE
RACING CLUB

Track Rating: Good 4, Weather: Fine, Rail Position: +0.5m Entire

Section	Overall	1600m	1400m	1200m	1000m	800m	600m	400m	200m				
Section Times	1:50.78 [9] (0:15.20)	1:35.58 [8] (0:11.82)	1:23.76 [7] (0:12.00)	1:11.76 [7] (0:11.81)	0:59.95 [8] (0:11.89)	0:48.06 [8] (0:11.91)	0:36.15 [7] (0:11.59)	0:24.56 [8] (0:11.72)	0:12.84 [10] (0:12.84)				
Average Speed [km/h]	47.8	61.4	60.1	60.9	61.1	60.6	62.2	61.2	56.6				
Top Speed [km/h]	60.8	62.2	61.0	62.3	62.1	61.4	63.5	63.2	58.8				
Avg. Dist. to Rail [m]	3.9	1.7	2.0	2.5	1.7	0.9	0.4	2.2	4.9				
Avg. Stride Freq. [Hz]	2.0	2.2	2.1	2.1	2.2	2.2	2.2	2.3	2.2				
Avg. Stride Length [m]	6.4	7.9	7.8	7.9	7.9	7.8	7.7	7.5	7.1				





Horse/Jockey Name	Archers Reign
Final Rank	10
Fastest Section Time (Section)	0:11.54 (600m)
Top Speed [km/h] (Section)	64.1 (600m)
Race State	Finished



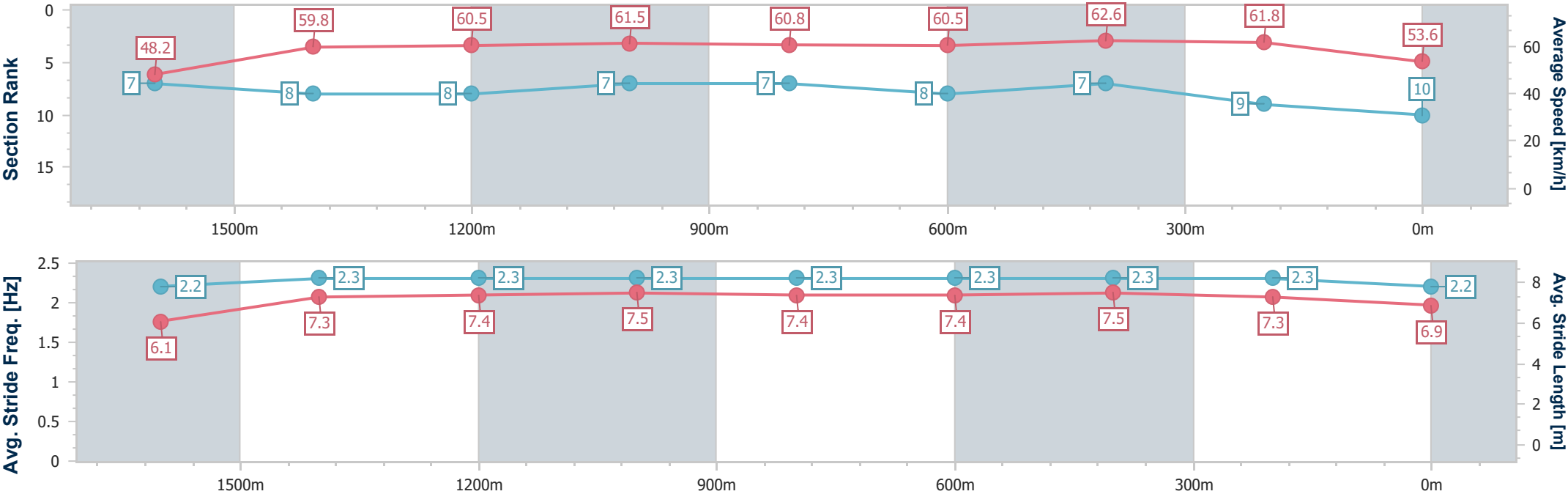
Eagle FarmProfessional
Race 3: SOUTHERN PACIFIC SANDS BENCHMARK 70
Handicap - 1800m
30 August 2025 - 13:03



BRISBANE
RACING CLUB

Track Rating: Good 4, Weather: Fine, Rail Position: +0.5m Entire

Section	Overall	1600m	1400m	1200m	1000m	800m	600m	400m	200m				
Section Times	1:51.34 [10] (0:15.04)	1:36.30 [7] (0:12.08)	1:24.22 [8] (0:11.91)	1:12.31 [8] (0:11.70)	1:00.61 [7] (0:11.90)	0:48.71 [7] (0:12.01)	0:36.70 [8] (0:11.54)	0:25.16 [7] (0:11.65)	0:13.51 [9] (0:13.51)				
Average Speed [km/h]	48.2	59.8	60.5	61.5	60.8	60.5	62.6	61.8	53.6				
Top Speed [km/h]	61.7	61.6	61.1	62.4	61.9	61.4	64.1	63.5	58.4				
Avg. Dist. to Rail [m]	4.4	0.5	0.1	0.7	1.3	1.5	1.0	2.6	5.3				
Avg. Stride Freq. [Hz]	2.2	2.3	2.3	2.3	2.3	2.3	2.3	2.3	2.2				
Avg. Stride Length [m]	6.1	7.3	7.4	7.5	7.4	7.4	7.5	7.3	6.9				





Eagle Farm Professional

Race 4: SKY RACING QTIS Three-Year-Old Handicap - 1400m

30 August 2025 - 13:40



BRISBANE
RACING CLUB

Track Rating: Good 4, Weather: Fine, Rail Position: +0.5m Entire

Section						Overall	1200m	1000m	800m	600m	400m	Last 600m	
Field Times						1:23.05 (0:13.25)	1:09.80 (0:10.75)	0:59.05 (0:11.58)	0:47.47 (0:11.53)	0:35.94 (0:11.68)	0:24.26 (0:11.68)	0:35.94	
Rank	TAB	Horse/Jockey	Barrier	Top Speed [km/h]	Fastest Section								Distance Travelled [m]
1	3	WANNABE BRUTAL	8	68.6	0:10.88	1:23.05 [1]	1:09.41 [5]	0:58.53 [5]	0:46.82 [5]	0:35.43 [5]	0:23.97 [4]	0:35.43	
		Ben Thompson		1200m	1200m	(0:13.64)	(0:10.88)	(0:11.71)	(0:11.39)	(0:11.46)	(0:11.44)		
2	1	WHISPERING ROGUE	1	67.6	0:10.89	1:23.28 [2]	1:09.77 [3]	0:58.88 [3]	0:47.17 [4]	0:35.81 [3]	0:24.38 [2]	0:35.81 +4	
		Martin Harley		1200m	1200m	(0:13.51)	(0:10.89)	(0:11.71)	(0:11.36)	(0:11.43)	(0:11.57)		
3	7	LONESOME SOUL	5	66.6	0:11.11	1:23.42 [3]	1:09.66 [6]	0:58.55 [6]	0:47.08 [6]	0:35.66 [6]	0:23.97 [6]	0:35.66 +8	
		Emily Lang		1200m	1200m	(0:13.76)	(0:11.11)	(0:11.47)	(0:11.42)	(0:11.69)	(0:11.46)		
4	10	EXODAS	4	69.3	0:10.75	1:23.57 [4]	1:10.16 [2]	0:59.41 [2]	0:47.78 [2]	0:36.20 [2]	0:24.58 [3]	0:36.20 +4	
		Cejay Graham		1200m	1200m	(0:13.41)	(0:10.75)	(0:11.63)	(0:11.58)	(0:11.62)	(0:11.76)		
5	8	MEANER THAN EVIL	9	66.1	0:11.17	1:23.76 [5]	1:09.54 [9]	0:58.37 [10]	0:46.94 [10]	0:35.49 [10]	0:24.09 [10]	0:35.49 +5	
		Damien Thornton		1200m	1200m	(0:14.22)	(0:11.17)	(0:11.43)	(0:11.45)	(0:11.40)	(0:11.50)		
6	6	ESSESBEE	6	66.6	0:11.13	1:23.89 [6]	1:09.89 [8]	0:58.76 [8]	0:47.29 [8]	0:35.80 [8]	0:24.23 [9]	0:35.80 +3	
		Jag Guthmann-Chester		1200m	1200m	(0:14.00)	(0:11.13)	(0:11.47)	(0:11.49)	(0:11.57)	(0:11.63)		
7	9	TURBO TORQUE	3	67.4	0:10.95	1:24.19 [7]	1:10.66 [4]	0:59.71 [4]	0:48.09 [3]	0:36.60 [4]	0:24.93 [5]	0:36.60 +2	
		Jake Bayliss		1200m	1200m	(0:13.53)	(0:10.95)	(0:11.62)	(0:11.49)	(0:11.67)	(0:11.84)		
8	11	PIGGIETALES	10	67.8	0:11.00	1:24.24 [8]	1:10.01 [10]	0:59.01 [9]	0:47.58 [9]	0:36.01 [9]	0:24.59 [8]	0:36.01 +14	
		Luke Dempsey		1200m	1200m	(0:14.23)	(0:11.00)	(0:11.43)	(0:11.57)	(0:11.42)	(0:11.58)		
9	4	CYBER CITY	2	69.0	0:10.75	1:24.38 [9]	1:11.13 [1]	1:00.38 [1]	0:48.80 [1]	0:37.27 [1]	0:25.59 [1]	0:37.27 -1	
		Corey Sutherland		Overall	1200m	(0:13.25)	(0:10.75)	(0:11.58)	(0:11.53)	(0:11.68)	(0:12.02)		
10	2	BENEFITSOFMINE	7	66.1	0:11.11	1:25.24 [10]	1:11.36 [7]	1:00.25 [7]	0:48.70 [7]	0:37.17 [7]	0:25.78 [7]	0:37.17 +11	
		Cody Collis		1200m	1200m	(0:13.88)	(0:11.11)	(0:11.55)	(0:11.53)	(0:11.39)	(0:12.07)		

Scratched: Voodoo Lass (#12), Mr Worthington (#5)

Report Created: Sat 30 August 2025 13:54 GMT+1 (Note: Timing is based on position data)

Page 1/12

[] Ranking at each section and finish
-:-:- No data available at this section
NA No data available

SCN Saddle cloth number
DNF Did not finish
DNT Did not track

data processed by  TRIPLESDATA



Eagle Farm Professional

Race 4: SKY RACING QTIS Three-Year-Old Handicap - 1400m

30 August 2025 - 13:40



BRISBANE
RACING CLUB

Track Rating: Good 4, Weather: Fine, Rail Position: +0.5m Entire

Section Field Times		200m 0:12.58 (0:12.58)					Last 600m 0:35.94		
Rank	TAB	Horse/Jockey	Barrier	Top Speed [km/h]	Fastest Section	Margin		Distance Travelled [m]	
1	3	WANNABE BRUTAL	8	68.6	0:10.88	0:12.53 [2]	1:23.05	0:35.43	
		Ben Thompson		1200m	1200m	(0:12.53)			
2	1	WHISPERING ROGUE	1	67.6	0:10.89	0:12.81 [1]	1.38L	0:35.81 +4	
		Martin Harley		1200m	1200m	(0:12.81)			
3	7	LONESOME SOUL	5	66.6	0:11.11	0:12.51 [5]	2.23L	0:35.66 +8	
		Emily Lang		1200m	1200m	(0:12.51)			
4	10	EXODAS	4	69.3	0:10.75	0:12.82 [3]	3.11L	0:36.20 +4	
		Cejay Graham		1200m	1200m	(0:12.82)			
5	8	MEANER THAN EVIL	9	66.1	0:11.17	0:12.59 [7]	4.18L	0:35.49 +5	
		Damien Thornton		1200m	1200m	(0:12.59)			
6	6	ESSESSBEE	6	66.6	0:11.13	0:12.60 [9]	4.94L	0:35.80 +3	
		Jag Guthmann-Chester		1200m	1200m	(0:12.60)			
7	9	TURBO TORQUE	3	67.4	0:10.95	0:13.09 [6]	6.74L	0:36.60 +2	
		Jake Bayliss		1200m	1200m	(0:13.09)			
8	11	PIGGIETALES	10	67.8	0:11.00	0:13.01 [8]	7.03L	0:36.01 +14	
		Luke Dempsey		1200m	1200m	(0:13.01)			
9	4	CYBER CITY	2	69.0	0:10.75	0:13.57 [4]	7.87L	0:37.27 -1	
		Corey Sutherland		Overall	1200m	(0:13.57)			
10	2	BENEFITSOFMINE	7	66.1	0:11.11	0:13.71 [10]	12.89L	0:37.17 +11	
		Cody Collis		1200m	1200m	(0:13.71)			

Scratched: Voodoo Lass (#12), Mr Worthington (#5)

Report Created: Sat 30 August 2025 13:54 GMT+1 (Note: Timing is based on position data)

Page 2/12

[] Ranking at each section and finish
-:-:- No data available at this section
NA No data available

SCN Saddle cloth number
DNF Did not finish
DNT Did not track

data processed by  TRIPLESDATA



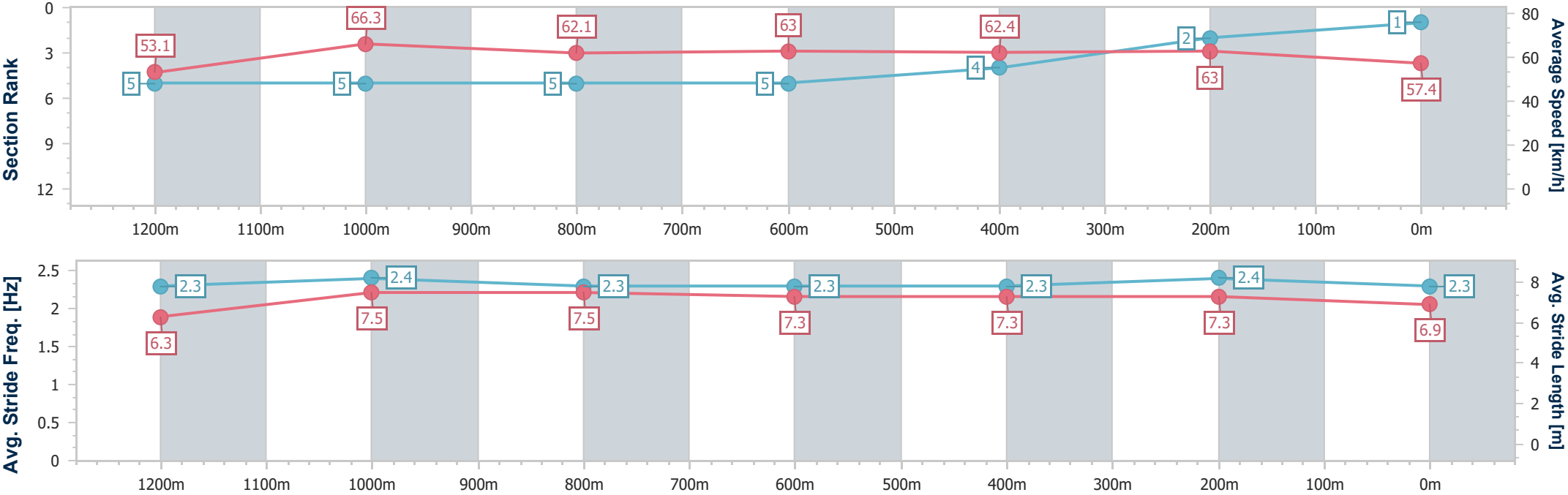
Horse/Jockey Name	Wannabe Brutal
Final Rank	1
Fastest Section Time (Section)	0:10.88 (1200m)
Top Speed [km/h] (Section)	68.6 (1200m)
Race State	Finished



Eagle FarmProfessional
Race 4: SKY RACING QTIS Three-Year-Old Handicap - 1400m
30 August 2025 - 13:40
Track Rating: Good 4, Weather: Fine, Rail Position: +0.5m Entire



Section	Overall	1200m	1000m	800m	600m	400m	200m						
Section Times	1:23.05 [1] (0:13.64)	1:09.41 [5] (0:10.88)	0:58.53 [5] (0:11.71)	0:46.82 [5] (0:11.39)	0:35.43 [5] (0:11.46)	0:23.97 [4] (0:11.44)	0:12.53 [2] (0:12.53)						
Average Speed [km/h]	53.1	66.3	62.1	63.0	62.4	63.0	57.4						
Top Speed [km/h]	66.7	68.6	63.7	64.2	63.5	63.7	62.2						
Avg. Dist. to Rail [m]	8.1	3.9	2.0	1.1	1.6	5.3	6.9						
Avg. Stride Freq. [Hz]	2.3	2.4	2.3	2.3	2.3	2.4	2.3						
Avg. Stride Length [m]	6.3	7.5	7.5	7.3	7.3	7.3	6.9						





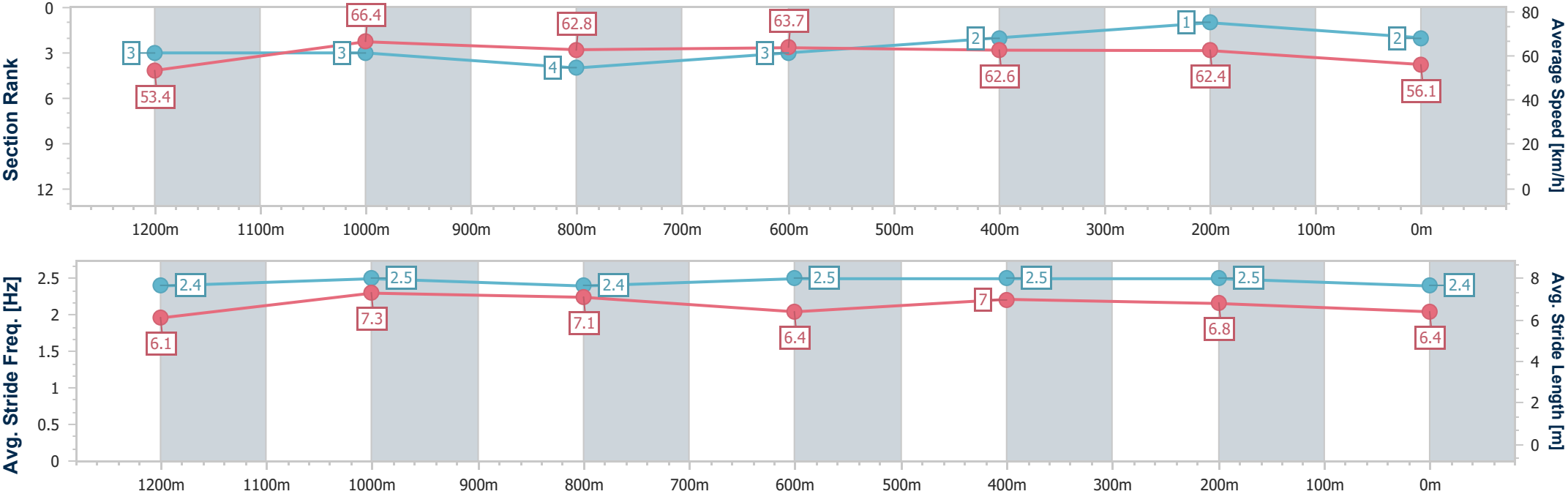
Horse/Jockey Name	Whispering Rogue
Final Rank	2
Fastest Section Time (Section)	0:10.89 (1200m)
Top Speed [km/h] (Section)	67.6 (1200m)
Race State	Finished



Eagle FarmProfessional
Race 4: SKY RACING QTIS Three-Year-Old Handicap - 1400m
30 August 2025 - 13:40
Track Rating: Good 4, Weather: Fine, Rail Position: +0.5m Entire



Section	Overall	1200m	1000m	800m	600m	400m	200m						
Section Times	1:23.28 [2] (0:13.51)	1:09.77 [3] (0:10.89)	0:58.88 [3] (0:11.71)	0:47.17 [4] (0:11.36)	0:35.81 [3] (0:11.43)	0:24.38 [2] (0:11.57)	0:12.81 [1] (0:12.81)						
Average Speed [km/h]	53.4	66.4	62.8	63.7	62.6	62.4	56.1						
Top Speed [km/h]	67.6	67.6	64.4	65.2	63.5	63.7	59.9						
Avg. Dist. to Rail [m]	2.9	4.3	3.8	1.0	1.2	3.2	6.0						
Avg. Stride Freq. [Hz]	2.4	2.5	2.4	2.5	2.5	2.5	2.4						
Avg. Stride Length [m]	6.1	7.3	7.1	6.4	7.0	6.8	6.4						





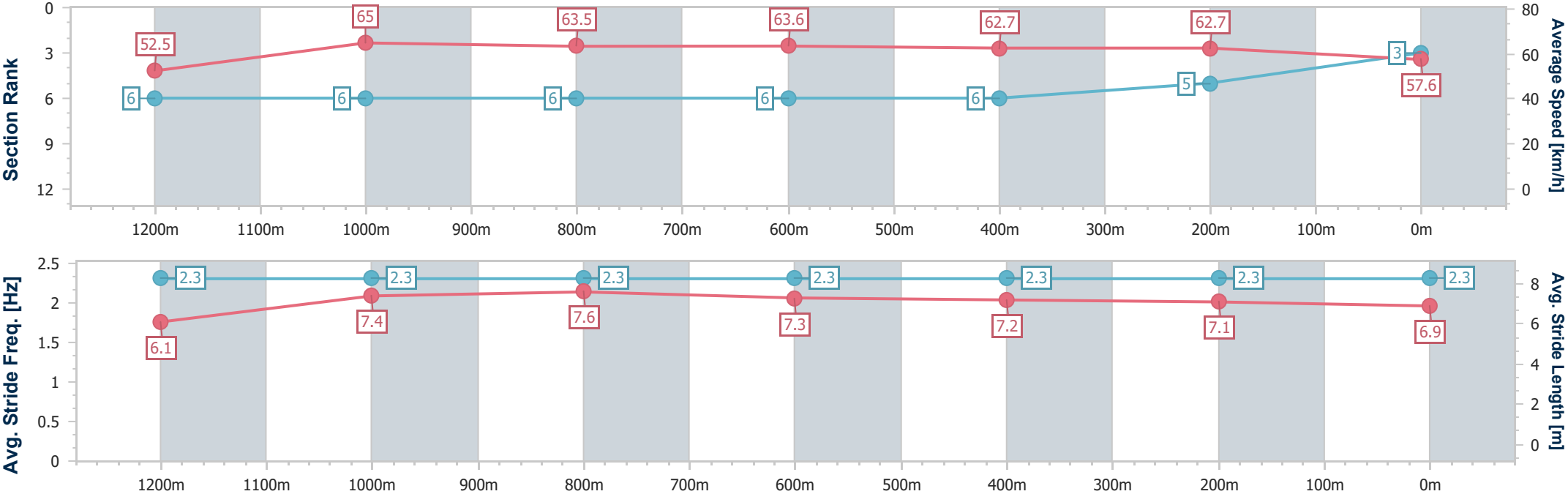
Horse/Jockey Name	Lonesome Soul
Final Rank	3
Fastest Section Time (Section)	0:11.11 (1200m)
Top Speed [km/h] (Section)	66.6 (1200m)
Race State	Finished



Eagle FarmProfessional
Race 4: SKY RACING QTIS Three-Year-Old Handicap - 1400m
30 August 2025 - 13:40
Track Rating: Good 4, Weather: Fine, Rail Position: +0.5m Entire



Section	Overall	1200m	1000m	800m	600m	400m	200m						
Section Times	1:23.42 [3] (0:13.76)	1:09.66 [6] (0:11.11)	0:58.55 [6] (0:11.47)	0:47.08 [6] (0:11.42)	0:35.66 [6] (0:11.69)	0:23.97 [6] (0:11.46)	0:12.51 [5] (0:12.51)						
Average Speed [km/h]	52.5	65.0	63.5	63.6	62.7	62.7	57.6						
Top Speed [km/h]	65.9	66.6	64.4	64.4	63.9	64.1	61.4						
Avg. Dist. to Rail [m]	5.8	1.9	2.2	1.6	4.1	9.8	12.2						
Avg. Stride Freq. [Hz]	2.3	2.3	2.3	2.3	2.3	2.3	2.3						
Avg. Stride Length [m]	6.1	7.4	7.6	7.3	7.2	7.1	6.9						





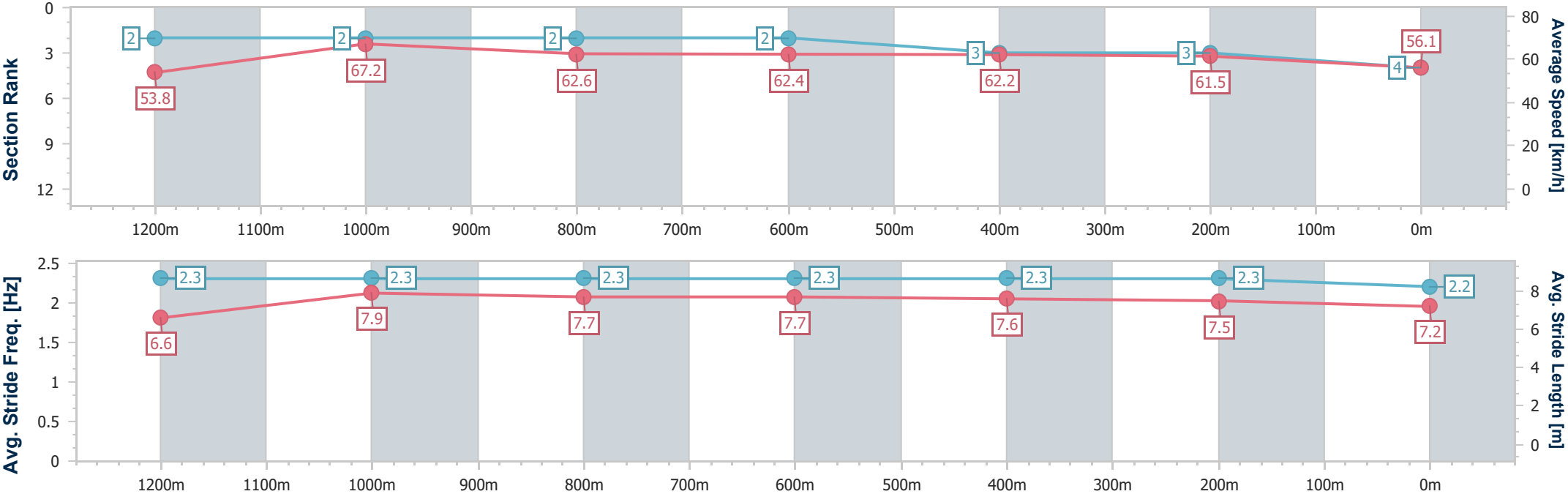
Horse/Jockey Name	Exodas
Final Rank	4
Fastest Section Time (Section)	0:10.75 (1200m)
Top Speed [km/h] (Section)	69.3 (1200m)
Race State	Finished



Eagle FarmProfessional
Race 4: SKY RACING QTIS Three-Year-Old Handicap - 1400m
30 August 2025 - 13:40
Track Rating: Good 4, Weather: Fine, Rail Position: +0.5m Entire



Section	Overall	1200m	1000m	800m	600m	400m	200m						
Section Times	1:23.57 [4] (0:13.41)	1:10.16 [2] (0:10.75)	0:59.41 [2] (0:11.63)	0:47.78 [2] (0:11.58)	0:36.20 [2] (0:11.62)	0:24.58 [3] (0:11.76)	0:12.82 [3] (0:12.82)						
Average Speed [km/h]	53.8	67.2	62.6	62.4	62.2	61.5	56.1						
Top Speed [km/h]	68.6	69.3	63.8	63.3	63.1	63.3	58.9						
Avg. Dist. to Rail [m]	5.6	3.2	2.1	1.3	1.3	4.4	5.7						
Avg. Stride Freq. [Hz]	2.3	2.3	2.3	2.3	2.3	2.3	2.2						
Avg. Stride Length [m]	6.6	7.9	7.7	7.7	7.6	7.5	7.2						





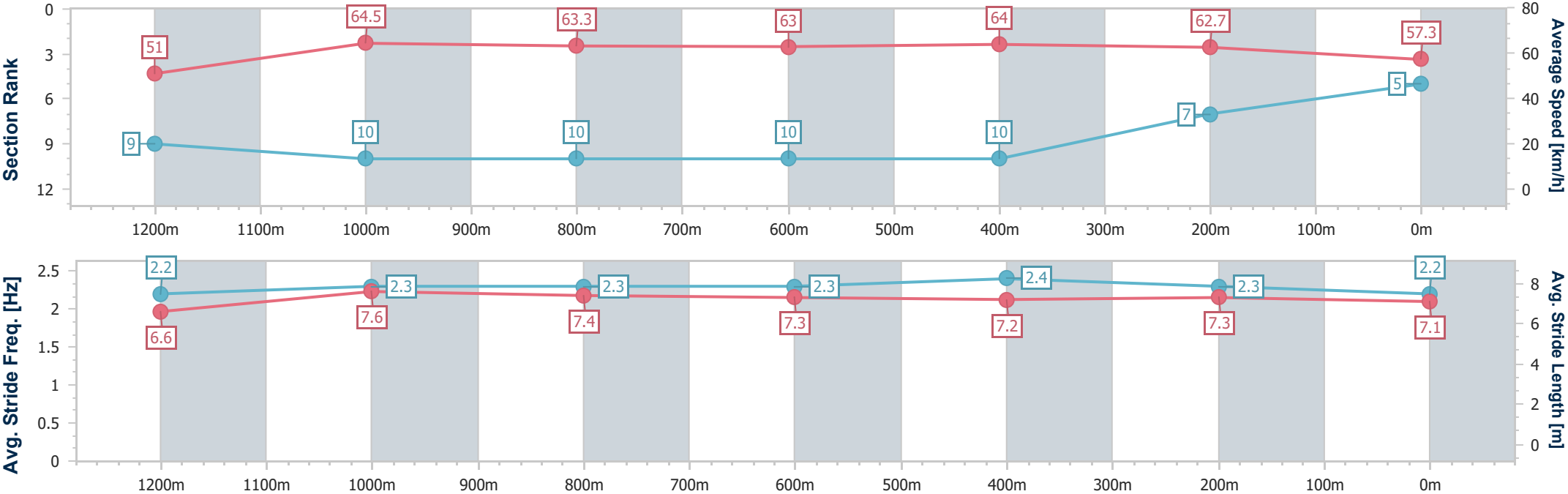
Horse/Jockey Name	Meaner Than Evil
Final Rank	5
Fastest Section Time (Section)	0:11.17 (1200m)
Top Speed [km/h] (Section)	66.1 (1200m)
Race State	Finished



Eagle FarmProfessional
Race 4: SKY RACING QTIS Three-Year-Old Handicap - 1400m
30 August 2025 - 13:40
Track Rating: Good 4, Weather: Fine, Rail Position: +0.5m Entire



Section	Overall	1200m	1000m	800m	600m	400m	200m						
Section Times	1:23.76 [5] (0:14.22)	1:09.54 [9] (0:11.17)	0:58.37 [10] (0:11.43)	0:46.94 [10] (0:11.45)	0:35.49 [10] (0:11.40)	0:24.09 [10] (0:11.50)	0:12.59 [7] (0:12.59)						
Average Speed [km/h]	51.0	64.5	63.3	63.0	64.0	62.7	57.3						
Top Speed [km/h]	64.6	66.1	64.2	64.2	64.7	64.6	60.1						
Avg. Dist. to Rail [m]	7.0	1.8	1.7	0.9	2.5	8.7	9.1						
Avg. Stride Freq. [Hz]	2.2	2.3	2.3	2.3	2.4	2.3	2.2						
Avg. Stride Length [m]	6.6	7.6	7.4	7.3	7.2	7.3	7.1						



[] Ranking at each section and finish
-.-.- No data available at this section
NA No data available



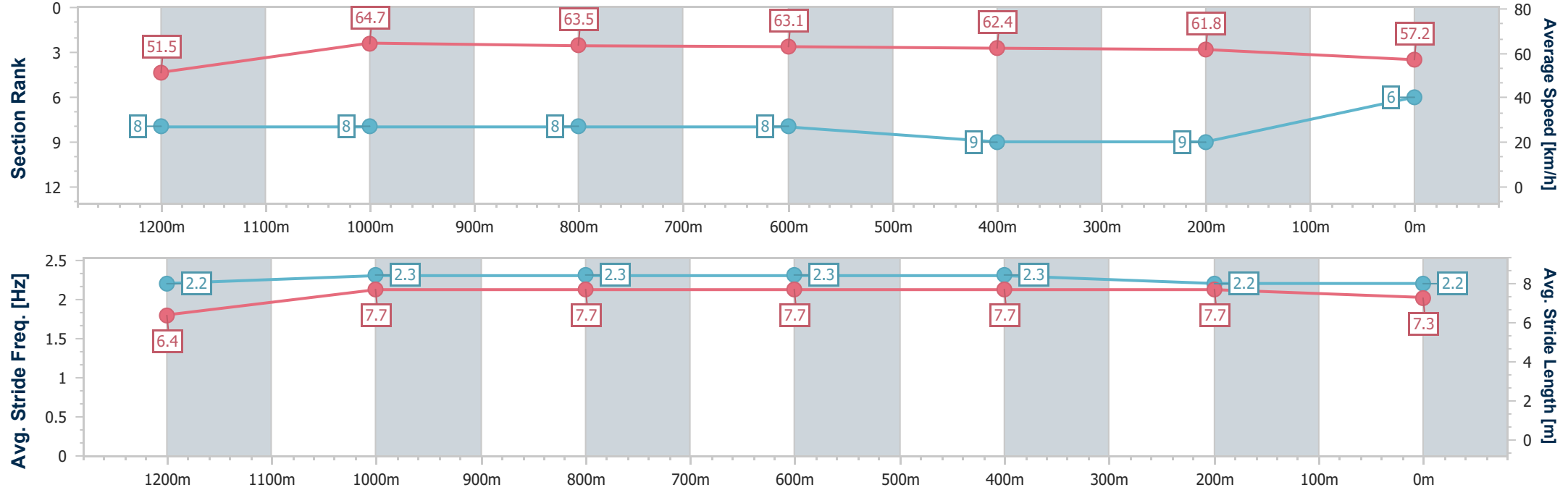
Horse/Jockey Name	Essessbee
Final Rank	6
Fastest Section Time (Section)	0:11.13 (1200m)
Top Speed [km/h] (Section)	66.6 (1200m)
Race State	Finished



Eagle FarmProfessional
Race 4: SKY RACING QTIS Three-Year-Old Handicap - 1400m
30 August 2025 - 13:40
Track Rating: Good 4, Weather: Fine, Rail Position: +0.5m Entire



Section	Overall	1200m	1000m	800m	600m	400m	200m						
Section Times	1:23.89 [6] (0:14.00)	1:09.89 [8] (0:11.13)	0:58.76 [8] (0:11.47)	0:47.29 [8] (0:11.49)	0:35.80 [8] (0:11.57)	0:24.23 [9] (0:11.63)	0:12.60 [9] (0:12.60)						
Average Speed [km/h]	51.5	64.7	63.5	63.1	62.4	61.8	57.2						
Top Speed [km/h]	66.2	66.6	64.9	63.9	63.3	63.4	59.8						
Avg. Dist. to Rail [m]	5.9	2.4	2.3	0.9	0.6	3.4	5.6						
Avg. Stride Freq. [Hz]	2.2	2.3	2.3	2.3	2.3	2.2	2.2						
Avg. Stride Length [m]	6.4	7.7	7.7	7.7	7.7	7.7	7.3						



[] Ranking at each section and finish
-.-.- No data available at this section
NA No data available



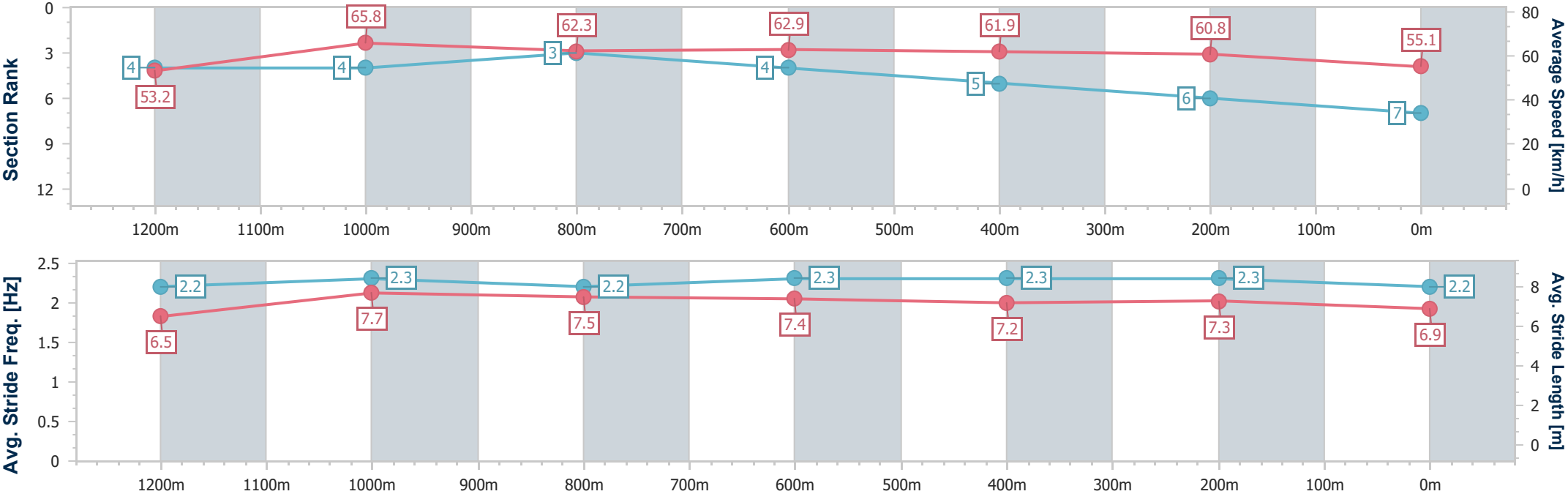
Horse/Jockey Name	Turbo Torque
Final Rank	7
Fastest Section Time (Section)	0:10.95 (1200m)
Top Speed [km/h] (Section)	67.4 (1200m)
Race State	Finished



Eagle FarmProfessional
Race 4: SKY RACING QTIS Three-Year-Old Handicap - 1400m
30 August 2025 - 13:40
Track Rating: Good 4, Weather: Fine, Rail Position: +0.5m Entire



Section	Overall	1200m	1000m	800m	600m	400m	200m						
Section Times	1:24.19 [7] (0:13.53)	1:10.66 [4] (0:10.95)	0:59.71 [4] (0:11.62)	0:48.09 [3] (0:11.49)	0:36.60 [4] (0:11.67)	0:24.93 [5] (0:11.84)	0:13.09 [6] (0:13.09)						
Average Speed [km/h]	53.2	65.8	62.3	62.9	61.9	60.8	55.1						
Top Speed [km/h]	66.3	67.4	63.3	64.1	62.8	62.2	58.3						
Avg. Dist. to Rail [m]	4.3	2.1	1.4	0.3	1.1	4.0	4.0						
Avg. Stride Freq. [Hz]	2.2	2.3	2.2	2.3	2.3	2.3	2.2						
Avg. Stride Length [m]	6.5	7.7	7.5	7.4	7.2	7.3	6.9						





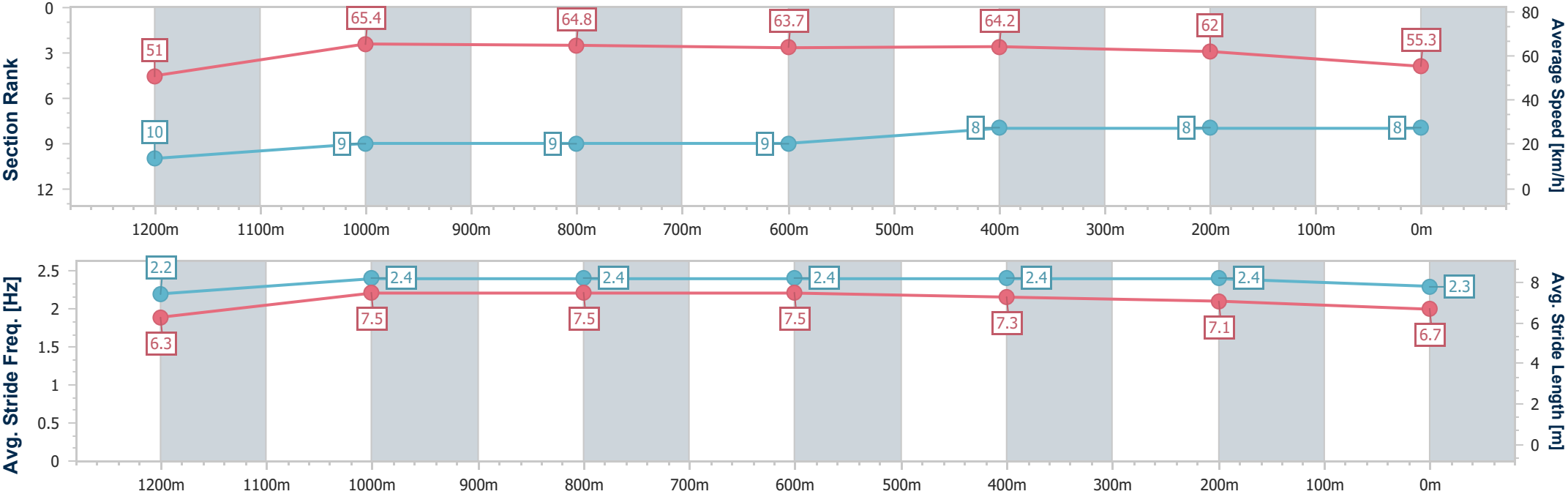
Horse/Jockey Name	Piggietales
Final Rank	8
Fastest Section Time (Section)	0:11.00 (1200m)
Top Speed [km/h] (Section)	67.8 (1200m)
Race State	Finished



Eagle FarmProfessional
Race 4: SKY RACING QTIS Three-Year-Old Handicap - 1400m
30 August 2025 - 13:40
Track Rating: Good 4, Weather: Fine, Rail Position: +0.5m Entire



Section	Overall	1200m	1000m	800m	600m	400m	200m						
Section Times	1:24.24 [8] (0:14.23)	1:10.01 [10] (0:11.00)	0:59.01 [9] (0:11.43)	0:47.58 [9] (0:11.57)	0:36.01 [9] (0:11.42)	0:24.59 [8] (0:11.58)	0:13.01 [8] (0:13.01)						
Average Speed [km/h]	51.0	65.4	64.8	63.7	64.2	62.0	55.3						
Top Speed [km/h]	66.9	67.8	66.1	65.4	65.6	64.7	59.3						
Avg. Dist. to Rail [m]	8.9	4.3	5.4	4.9	3.4	5.9	7.7						
Avg. Stride Freq. [Hz]	2.2	2.4	2.4	2.4	2.4	2.4	2.3						
Avg. Stride Length [m]	6.3	7.5	7.5	7.5	7.3	7.1	6.7						





Horse/Jockey Name	Cyber City
Final Rank	9
Fastest Section Time (Section)	0:10.75 (1200m)
Top Speed [km/h] (Section)	69.0 (Overall)
Race State	Finished

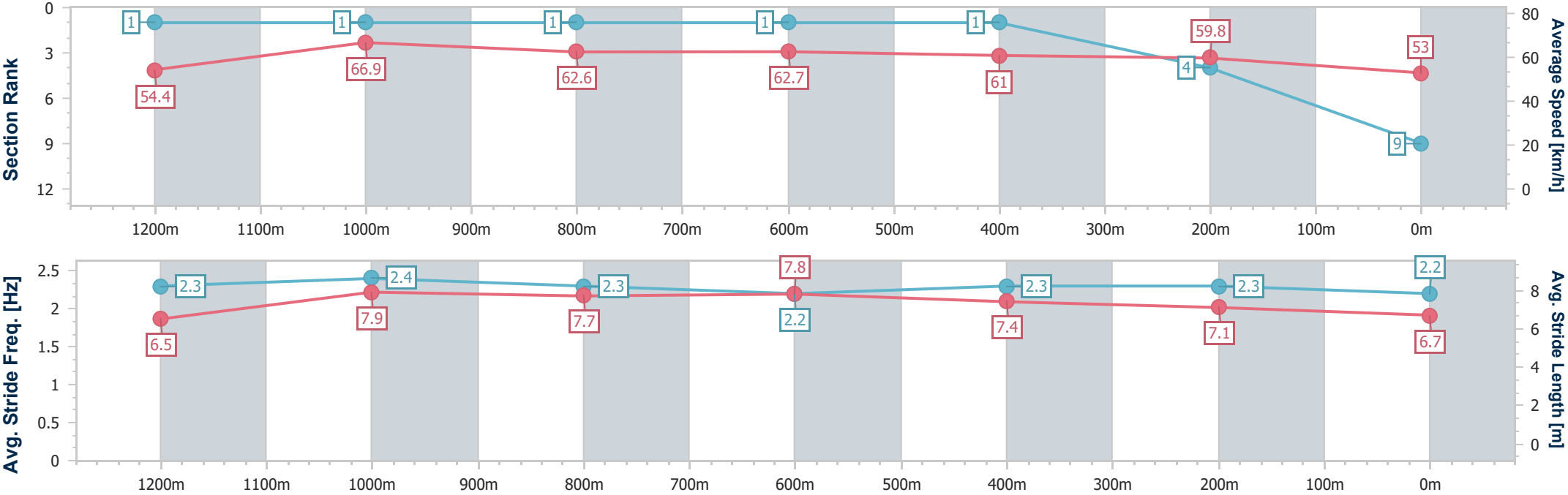


Eagle FarmProfessional
Race 4: SKY RACING QTIS Three-Year-Old Handicap - 1400m
30 August 2025 - 13:40
Track Rating: Good 4, Weather: Fine, Rail Position: +0.5m Entire



BRISBANE
RACING CLUB

Section	Overall	1200m	1000m	800m	600m	400m	200m						
Section Times	1:24.38 [9] (0:13.25)	1:11.13 [1] (0:10.75)	1:00.38 [1] (0:11.58)	0:48.80 [1] (0:11.53)	0:37.27 [1] (0:11.68)	0:25.59 [1] (0:12.02)	0:13.57 [4] (0:13.57)						
Average Speed [km/h]	54.4	66.9	62.6	62.7	61.0	59.8	53.0						
Top Speed [km/h]	69.0	68.9	64.1	63.6	62.1	61.2	57.3						
Avg. Dist. to Rail [m]	3.4	2.0	1.4	0.6	1.7	1.2	1.5						
Avg. Stride Freq. [Hz]	2.3	2.4	2.3	2.2	2.3	2.3	2.2						
Avg. Stride Length [m]	6.5	7.9	7.7	7.8	7.4	7.1	6.7						





Horse/Jockey Name	Benefitsofmine
Final Rank	10
Fastest Section Time (Section)	0:11.11 (1200m)
Top Speed [km/h] (Section)	66.1 (1200m)
Race State	Finished

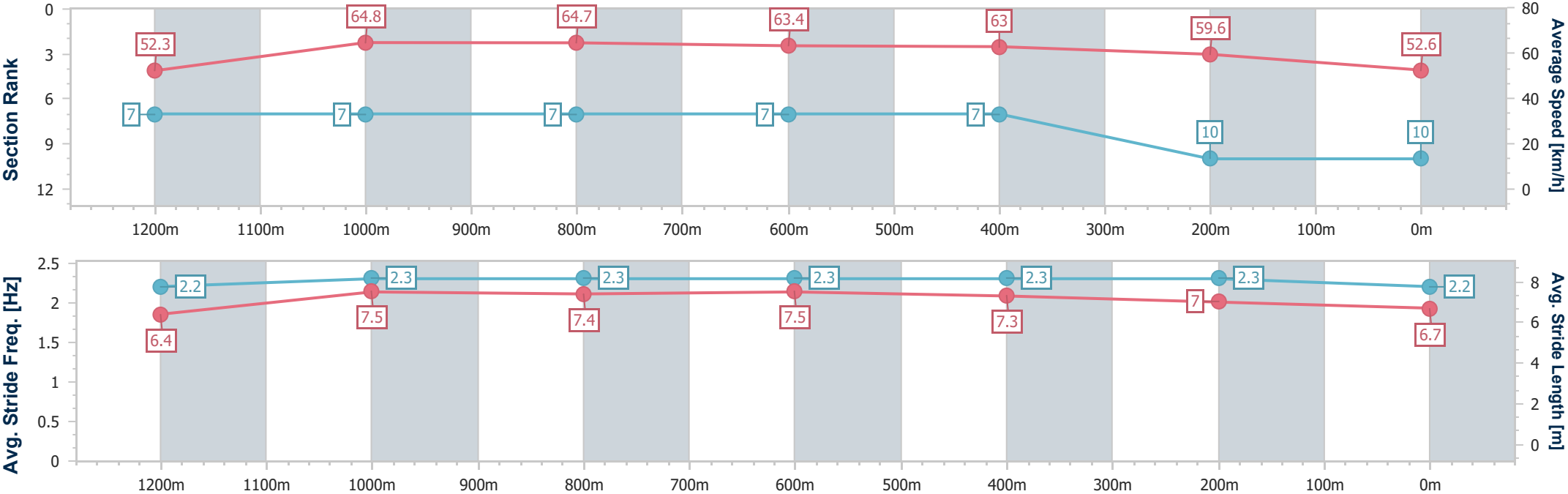


Eagle FarmProfessional
Race 4: SKY RACING QTIS Three-Year-Old Handicap - 1400m
30 August 2025 - 13:40
Track Rating: Good 4, Weather: Fine, Rail Position: +0.5m Entire



BRISBANE
RACING CLUB

Section	Overall	1200m	1000m	800m	600m	400m	200m						
Section Times	1:25.24 [10] (0:13.88)	1:11.36 [7] (0:11.11)	1:00.25 [7] (0:11.55)	0:48.70 [7] (0:11.53)	0:37.17 [7] (0:11.39)	0:25.78 [7] (0:12.07)	0:13.71 [10] (0:13.71)						
Average Speed [km/h]	52.3	64.8	64.7	63.4	63.0	59.6	52.6						
Top Speed [km/h]	65.5	66.1	66.0	64.8	64.8	62.3	57.5						
Avg. Dist. to Rail [m]	7.7	5.8	6.9	3.9	1.3	7.1	8.4						
Avg. Stride Freq. [Hz]	2.2	2.3	2.3	2.3	2.3	2.3	2.2						
Avg. Stride Length [m]	6.4	7.5	7.4	7.5	7.3	7.0	6.7						





Eagle Farm Professional

Race 5: SPRING CARNIVAL BOOK NOW Class 6 Handicap - 1600m

30 August 2025 - 14:15



BRISBANE
RACING CLUB

Track Rating: Good 3, Weather: Fine, Rail Position: +0.5m Entire

Section					Overall	1400m	1200m	1000m	800m	600m	400m	Last 600m	
Field Times					1:35.21 (0:13.73)	1:21.48 (0:11.26)	1:10.22 (0:11.11)	0:59.11 (0:11.80)	0:47.31 (0:12.13)	0:35.18 (0:11.67)	0:23.51 (0:11.41)	0:35.18	
Rank	TAB	Horse/Jockey	Barrier	Top Speed [km/h]	Fastest Section								Distance Travelled [m]
1	10	WALSH BAY	3	66.7	0:11.04	1:35.21 [1]	1:21.36 [2]	1:09.96 [4]	0:58.70 [4]	0:46.74 [4]	0:34.71 [4]	0:23.14 [5]	0:34.71
		Damien Thornton		400m	400m	(0:13.85)	(0:11.40)	(0:11.26)	(0:11.96)	(0:12.03)	(0:11.57)	(0:11.04)	
2	2	BATTLETON	4	65.8	0:11.23	1:35.36 [2]	1:21.49 [3]	1:10.26 [2]	0:59.01 [3]	0:47.04 [3]	0:34.97 [3]	0:23.41 [3]	0:34.97 +3
		Cejay Graham		400m	1400m	(0:13.87)	(0:11.23)	(0:11.25)	(0:11.97)	(0:12.07)	(0:11.56)	(0:11.23)	
3	7	LAST CHANCE SALOON	1	66.5	0:11.12	1:35.42 [3]	1:21.34 [5]	1:09.98 [5]	0:58.68 [5]	0:46.84 [5]	0:34.86 [5]	0:23.42 [4]	0:34.86 -2
		Cody Collis		400m	400m	(0:14.08)	(0:11.36)	(0:11.30)	(0:11.84)	(0:11.98)	(0:11.44)	(0:11.12)	
4	8	KIND GESTURE	6	65.9	0:11.19	1:35.50 [4]	1:21.06 [7]	1:09.75 [7]	0:58.53 [7]	0:46.78 [6]	0:34.88 [6]	0:23.35 [6]	0:34.88 +1
		Ben Thompson		400m	400m	(0:14.44)	(0:11.31)	(0:11.22)	(0:11.75)	(0:11.90)	(0:11.53)	(0:11.19)	
5	3	FREE CARRY	2	65.4	0:11.11	1:35.64 [5]	1:21.91 [1]	1:10.65 [1]	0:59.54 [1]	0:47.59 [2]	0:35.60 [2]	0:23.94 [1]	0:35.60 +2
		Emily Lang		400m	1200m	(0:13.73)	(0:11.26)	(0:11.11)	(0:11.95)	(0:11.99)	(0:11.66)	(0:11.41)	
6	1	CUNNAMULLA FELLA	5	65.5	0:11.21	1:35.72 [6]	1:21.60 [6]	1:10.23 [6]	0:58.85 [6]	0:46.90 [7]	0:34.90 [8]	0:23.29 [7]	0:34.90 +6
		Corey Sutherland		1400m	400m	(0:14.12)	(0:11.37)	(0:11.38)	(0:11.95)	(0:12.00)	(0:11.61)	(0:11.21)	
7	5	CHAYSE 'N' ARTIE	8	66.1	0:11.07	1:35.85 [7]	1:21.80 [4]	1:10.73 [3]	0:59.64 [2]	0:47.95 [1]	0:35.82 [1]	0:23.93 [2]	0:35.82 -1
		Luke Dempsey		1200m	1400m	(0:14.05)	(0:11.07)	(0:11.09)	(0:11.69)	(0:12.13)	(0:11.89)	(0:11.61)	
8	9	GULF OF TOMINI	7	65.5	0:11.30	1:36.02 [8]	1:21.48 [8]	1:10.18 [8]	0:58.78 [8]	0:47.07 [8]	0:35.23 [7]	0:23.51 [8]	0:35.23 -2
		Heavelon Van		1400m	1400m	(0:14.54)	(0:11.30)	(0:11.40)	(0:11.71)	(0:11.84)	(0:11.72)	(0:11.32)	

Scratched: Sporting Chance (#4), Blazen Boots (#6), Cavalry Man (#11)



Eagle Farm Professional

Race 5: SPRING CARNIVAL BOOK NOW Class 6 Handicap - 1600m

30 August 2025 - 14:15



BRISBANE
RACING CLUB

Track Rating: Good 3, Weather: Fine, Rail Position: +0.5m Entire

Section Field Times				200m 0:12.10 (0:12.10)				Last 600m 0:35.18	
Rank	TAB	Horse/Jockey	Barrier	Top Speed [km/h]	Fastest Section	Margin		Distance Travelled [m]	
1	10	WALSH BAY	3	66.7	0:11.04	0:12.10 [1]	1:35.21	0:34.71	
		Damien Thornton		400m	400m	(0:12.10)			
2	2	BATTLETON	4	65.8	0:11.23	0:12.18 [4]	0.93L	0:34.97	+3
		Cejay Graham		400m	1400m	(0:12.18)			
3	7	LAST CHANCE SALOON	1	66.5	0:11.12	0:12.30 [3]	1.28L	0:34.86	-2
		Cody Collis		400m	400m	(0:12.30)			
4	8	KIND GESTURE	6	65.9	0:11.19	0:12.16 [5]	1.72L	0:34.88	+1
		Ben Thompson		400m	400m	(0:12.16)			
5	3	FREE CARRY	2	65.4	0:11.11	0:12.53 [1]	2.57L	0:35.60	+2
		Emily Lang		400m	1200m	(0:12.53)			
6	1	CUNNAMULLA FELLA	5	65.5	0:11.21	0:12.08 [7]	3.02L	0:34.90	+6
		Corey Sutherland		1400m	400m	(0:12.08)			
7	5	CHAYSE 'N' ARTIE	8	66.1	0:11.07	0:12.32 [6]	3.78L	0:35.82	-1
		Luke Dempsey		1200m	1400m	(0:12.32)			
8	9	GULF OF TOMINI	7	65.5	0:11.30	0:12.19 [8]	4.77L	0:35.23	-2
		Heavelon Van		1400m	1400m	(0:12.19)			

Scratched: Sporting Chance (#4), Blazen Boots (#6), Cavalry Man (#11)



Horse/Jockey Name	Walsh Bay
Final Rank	1
Fastest Section Time (Section)	0:11.04 (400m)
Top Speed [km/h] (Section)	66.7 (400m)
Race State	Finished

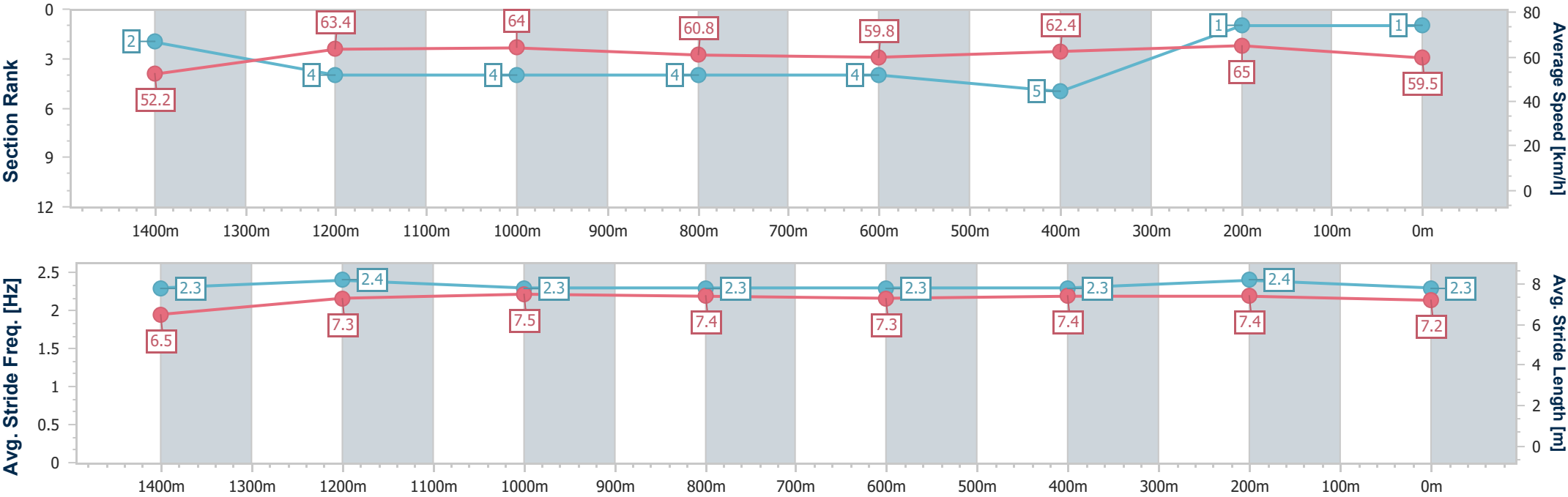


Eagle Farm Professional
Race 5: SPRING CARNIVAL BOOK NOW Class 6 Handicap -
1600m
30 August 2025 - 14:15
Track Rating: Good 3, Weather: Fine, Rail Position: +0.5m Entire



BRISBANE
RACING CLUB

Section	Overall	1400m	1200m	1000m	800m	600m	400m	200m					
Section Times	1:35.21 [1] (0:13.85)	1:21.36 [2] (0:11.40)	1:09.96 [4] (0:11.26)	0:58.70 [4] (0:11.96)	0:46.74 [4] (0:12.03)	0:34.71 [4] (0:11.57)	0:23.14 [5] (0:11.04)	0:12.10 [1] (0:12.10)					
Average Speed [km/h]	52.2	63.4	64.0	60.8	59.8	62.4	65.0	59.5					
Top Speed [km/h]	64.3	64.0	65.0	63.0	60.6	65.4	66.7	63.0					
Avg. Dist. to Rail [m]	9.3	2.6	2.4	1.4	0.6	0.5	0.9	0.8					
Avg. Stride Freq. [Hz]	2.3	2.4	2.3	2.3	2.3	2.3	2.4	2.3					
Avg. Stride Length [m]	6.5	7.3	7.5	7.4	7.3	7.4	7.4	7.2					





Horse/Jockey Name	Battleton
Final Rank	2
Fastest Section Time (Section)	0:11.23 (1400m)
Top Speed [km/h] (Section)	65.8 (400m)
Race State	Finished

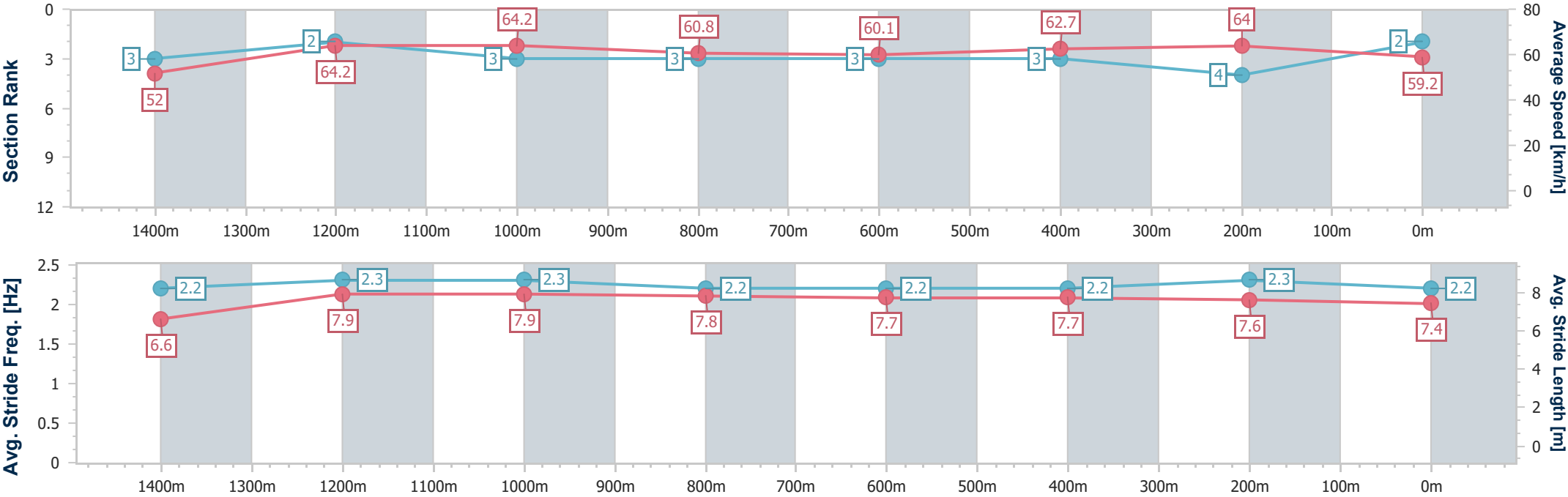


Eagle Farm Professional
Race 5: SPRING CARNIVAL BOOK NOW Class 6 Handicap - 1600m
30 August 2025 - 14:15
Track Rating: Good 3, Weather: Fine, Rail Position: +0.5m Entire



BRISBANE
RACING CLUB

Section	Overall	1400m	1200m	1000m	800m	600m	400m	200m					
Section Times	1:35.36 [2] (0:13.87)	1:21.49 [3] (0:11.23)	1:10.26 [2] (0:11.25)	0:59.01 [3] (0:11.97)	0:47.04 [3] (0:12.07)	0:34.97 [3] (0:11.56)	0:23.41 [3] (0:11.23)	0:12.18 [4] (0:12.18)					
Average Speed [km/h]	52.0	64.2	64.2	60.8	60.1	62.7	64.0	59.2					
Top Speed [km/h]	63.7	65.6	64.4	63.6	61.2	65.3	65.8	62.3					
Avg. Dist. to Rail [m]	10.4	3.0	2.9	2.1	1.6	1.3	2.8	2.6					
Avg. Stride Freq. [Hz]	2.2	2.3	2.3	2.2	2.2	2.2	2.3	2.2					
Avg. Stride Length [m]	6.6	7.9	7.9	7.8	7.7	7.7	7.6	7.4					





Horse/Jockey Name	Last Chance Saloon
Final Rank	3
Fastest Section Time (Section)	0:11.12 (400m)
Top Speed [km/h] (Section)	66.5 (400m)
Race State	Finished

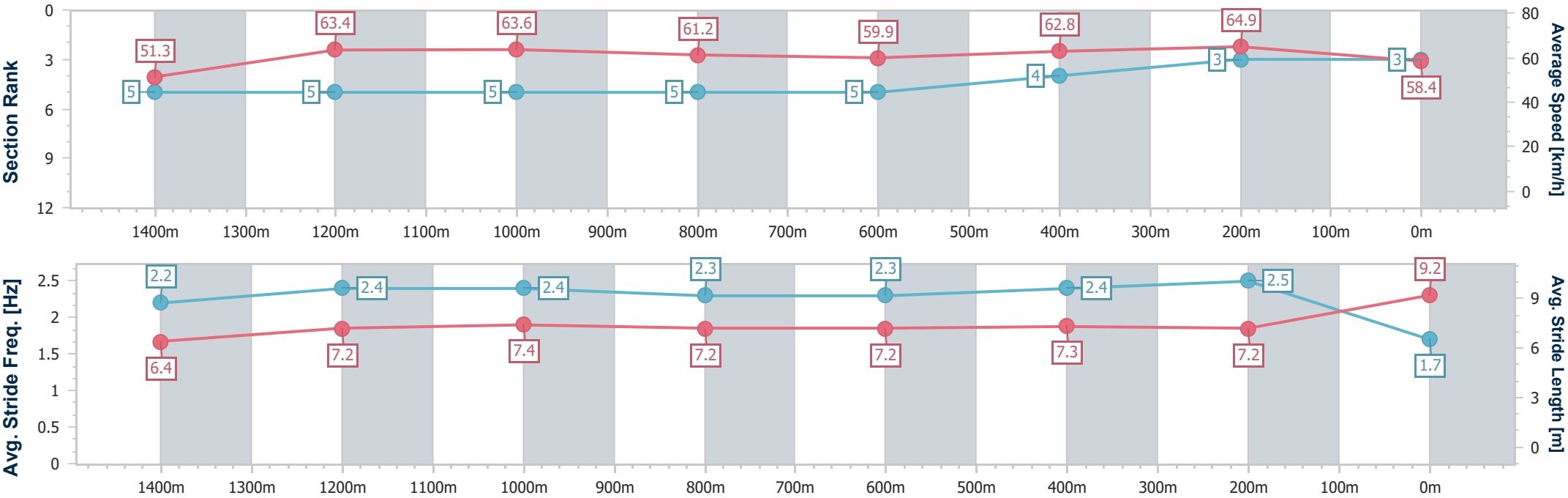


Eagle Farm Professional
Race 5: SPRING CARNIVAL BOOK NOW Class 6 Handicap - 1600m
30 August 2025 - 14:15
Track Rating: Good 3, Weather: Fine, Rail Position: +0.5m Entire



BRISBANE
RACING CLUB

Section	Overall	1400m	1200m	1000m	800m	600m	400m	200m					
Section Times	1:35.42 [3] (0:14.08)	1:21.34 [5] (0:11.36)	1:09.98 [5] (0:11.30)	0:58.68 [5] (0:11.84)	0:46.84 [5] (0:11.98)	0:34.86 [5] (0:11.44)	0:23.42 [4] (0:11.12)	0:12.30 [3] (0:12.30)					
Average Speed [km/h]	51.3	63.4	63.6	61.2	59.9	62.8	64.9	58.4					
Top Speed [km/h]	63.1	64.3	65.4	63.1	60.9	65.5	66.5	62.3					
Avg. Dist. to Rail [m]	7.2	1.2	1.3	0.7	0.2	0.4	3.7	7.1					
Avg. Stride Freq. [Hz]	2.2	2.4	2.4	2.3	2.3	2.4	2.5	1.7					
Avg. Stride Length [m]	6.4	7.2	7.4	7.2	7.2	7.3	7.2	9.2					





Horse/Jockey Name	Kind Gesture
Final Rank	4
Fastest Section Time (Section)	0:11.19 (400m)
Top Speed [km/h] (Section)	65.9 (400m)
Race State	Finished

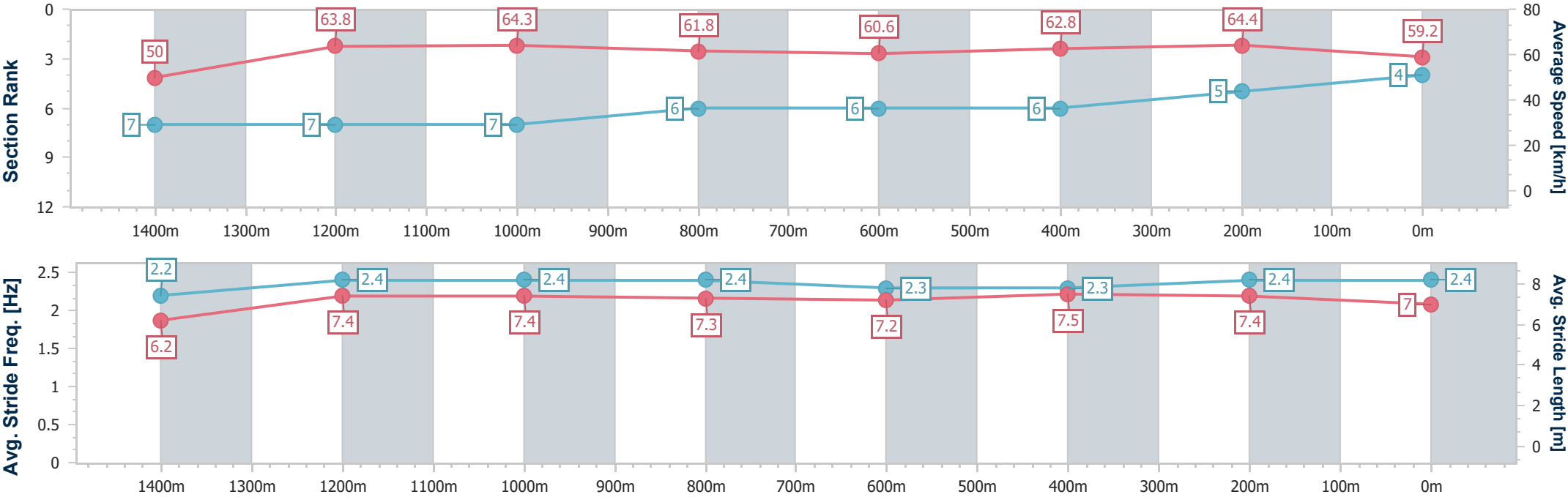


Eagle Farm Professional
Race 5: SPRING CARNIVAL BOOK NOW Class 6 Handicap - 1600m
30 August 2025 - 14:15
Track Rating: Good 3, Weather: Fine, Rail Position: +0.5m Entire



BRISBANE
RACING CLUB

Section	Overall	1400m	1200m	1000m	800m	600m	400m	200m					
Section Times	1:35.50 [4] (0:14.44)	1:21.06 [7] (0:11.31)	1:09.75 [7] (0:11.22)	0:58.53 [7] (0:11.75)	0:46.78 [6] (0:11.90)	0:34.88 [6] (0:11.53)	0:23.35 [6] (0:11.19)	0:12.16 [5] (0:12.16)					
Average Speed [km/h]	50.0	63.8	64.3	61.8	60.6	62.8	64.4	59.2					
Top Speed [km/h]	64.3	64.2	65.6	63.6	61.8	65.8	65.9	62.4					
Avg. Dist. to Rail [m]	10.6	1.8	2.2	1.6	0.7	0.5	3.1	7.0					
Avg. Stride Freq. [Hz]	2.2	2.4	2.4	2.4	2.3	2.3	2.4	2.4					
Avg. Stride Length [m]	6.2	7.4	7.4	7.3	7.2	7.5	7.4	7.0					





Horse/Jockey Name	Free Carry
Final Rank	5
Fastest Section Time (Section)	0:11.11 (1200m)
Top Speed [km/h] (Section)	65.4 (400m)
Race State	Finished

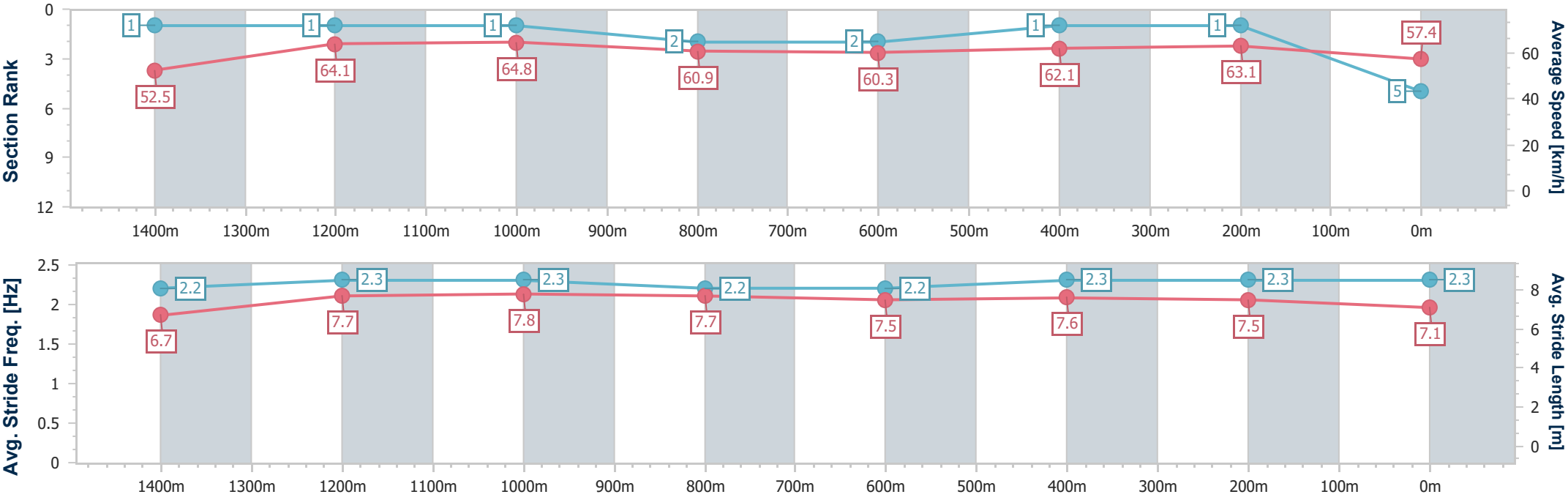


Eagle Farm Professional
Race 5: SPRING CARNIVAL BOOK NOW Class 6 Handicap -
1600m
30 August 2025 - 14:15
Track Rating: Good 3, Weather: Fine, Rail Position: +0.5m Entire



BRISBANE
RACING CLUB

Section	Overall	1400m	1200m	1000m	800m	600m	400m	200m					
Section Times	1:35.64 [5] (0:13.73)	1:21.91 [1] (0:11.26)	1:10.65 [1] (0:11.11)	0:59.54 [1] (0:11.95)	0:47.59 [2] (0:11.99)	0:35.60 [2] (0:11.66)	0:23.94 [1] (0:11.41)	0:12.53 [1] (0:12.53)					
Average Speed [km/h]	52.5	64.1	64.8	60.9	60.3	62.1	63.1	57.4					
Top Speed [km/h]	64.3	65.3	65.3	62.4	61.1	64.8	65.4	60.6					
Avg. Dist. to Rail [m]	8.0	1.5	1.9	1.6	1.2	1.2	2.8	0.7					
Avg. Stride Freq. [Hz]	2.2	2.3	2.3	2.2	2.2	2.3	2.3	2.3					
Avg. Stride Length [m]	6.7	7.7	7.8	7.7	7.5	7.6	7.5	7.1					





Horse/Jockey Name	Cunnamulla Fella
Final Rank	6
Fastest Section Time (Section)	0:11.21 (400m)
Top Speed [km/h] (Section)	65.5 (1400m)
Race State	Finished

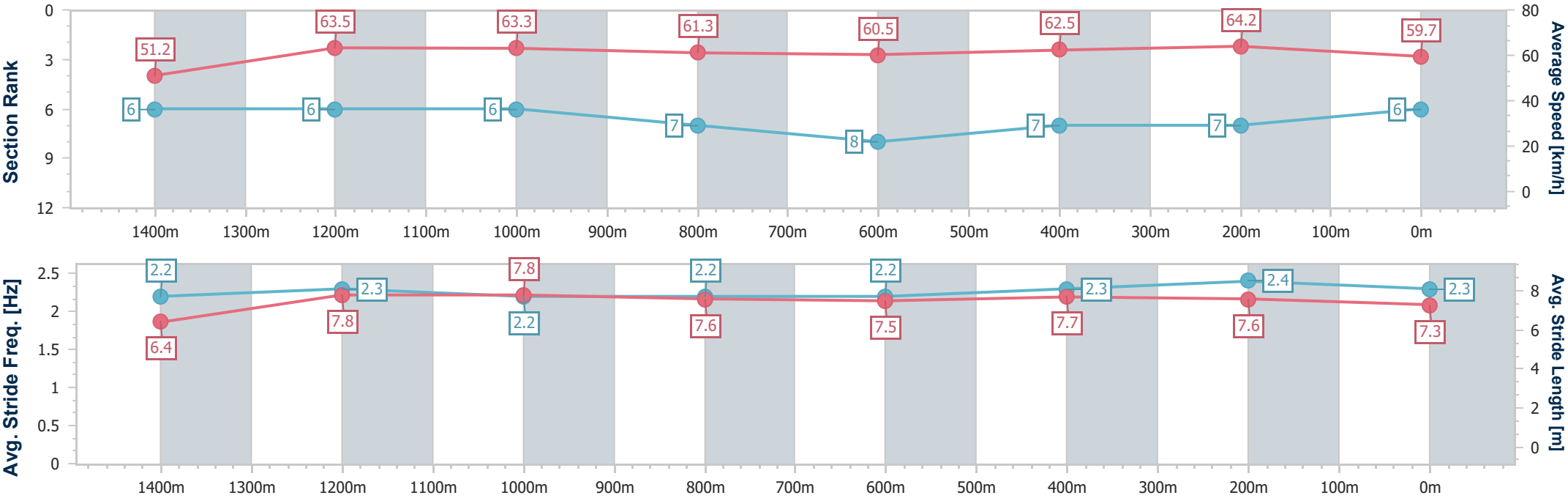


Eagle Farm Professional
Race 5: SPRING CARNIVAL BOOK NOW Class 6 Handicap - 1600m
30 August 2025 - 14:15
Track Rating: Good 3, Weather: Fine, Rail Position: +0.5m Entire



BRISBANE
RACING CLUB

Section	Overall	1400m	1200m	1000m	800m	600m	400m	200m					
Section Times	1:35.72 [6] (0:14.12)	1:21.60 [6] (0:11.37)	1:10.23 [6] (0:11.38)	0:58.85 [6] (0:11.95)	0:46.90 [7] (0:12.00)	0:34.90 [8] (0:11.61)	0:23.29 [7] (0:11.21)	0:12.08 [7] (0:12.08)					
Average Speed [km/h]	51.2	63.5	63.3	61.3	60.5	62.5	64.2	59.7					
Top Speed [km/h]	65.5	65.5	64.0	63.3	61.9	64.5	65.5	61.3					
Avg. Dist. to Rail [m]	10.5	2.8	3.6	3.1	1.3	2.5	8.0	6.9					
Avg. Stride Freq. [Hz]	2.2	2.3	2.2	2.2	2.2	2.3	2.4	2.3					
Avg. Stride Length [m]	6.4	7.8	7.8	7.6	7.5	7.7	7.6	7.3					



- [] Ranking at each section and finish
- .-.- No data available at this section
- NA No data available



Horse/Jockey Name	Chayse 'N' Artie
Final Rank	7
Fastest Section Time (Section)	0:11.07 (1400m)
Top Speed [km/h] (Section)	66.1 (1200m)
Race State	Finished

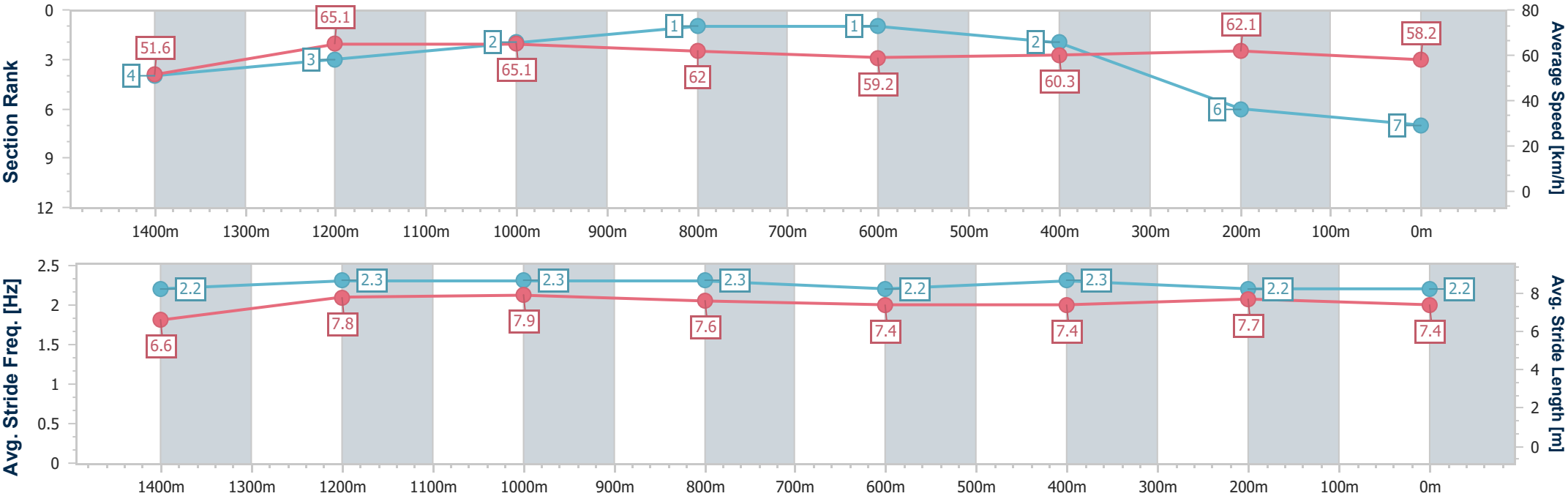


Eagle Farm Professional
Race 5: SPRING CARNIVAL BOOK NOW Class 6 Handicap -
1600m
30 August 2025 - 14:15
Track Rating: Good 3, Weather: Fine, Rail Position: +0.5m Entire



BRISBANE
RACING CLUB

Section	Overall	1400m	1200m	1000m	800m	600m	400m	200m					
Section Times	1:35.85 [7] (0:14.05)	1:21.80 [4] (0:11.07)	1:10.73 [3] (0:11.09)	0:59.64 [2] (0:11.69)	0:47.95 [1] (0:12.13)	0:35.82 [1] (0:11.89)	0:23.93 [2] (0:11.61)	0:12.32 [6] (0:12.32)					
Average Speed [km/h]	51.6	65.1	65.1	62.0	59.2	60.3	62.1	58.2					
Top Speed [km/h]	64.0	65.8	66.1	63.0	60.4	63.2	63.2	61.6					
Avg. Dist. to Rail [m]	12.0	3.8	3.8	1.8	1.0	1.1	1.0	0.8					
Avg. Stride Freq. [Hz]	2.2	2.3	2.3	2.3	2.2	2.3	2.2	2.2					
Avg. Stride Length [m]	6.6	7.8	7.9	7.6	7.4	7.4	7.7	7.4					





Horse/Jockey Name	Gulf Of Tomini
Final Rank	8
Fastest Section Time (Section)	0:11.30 (1400m)
Top Speed [km/h] (Section)	65.5 (1400m)
Race State	Finished

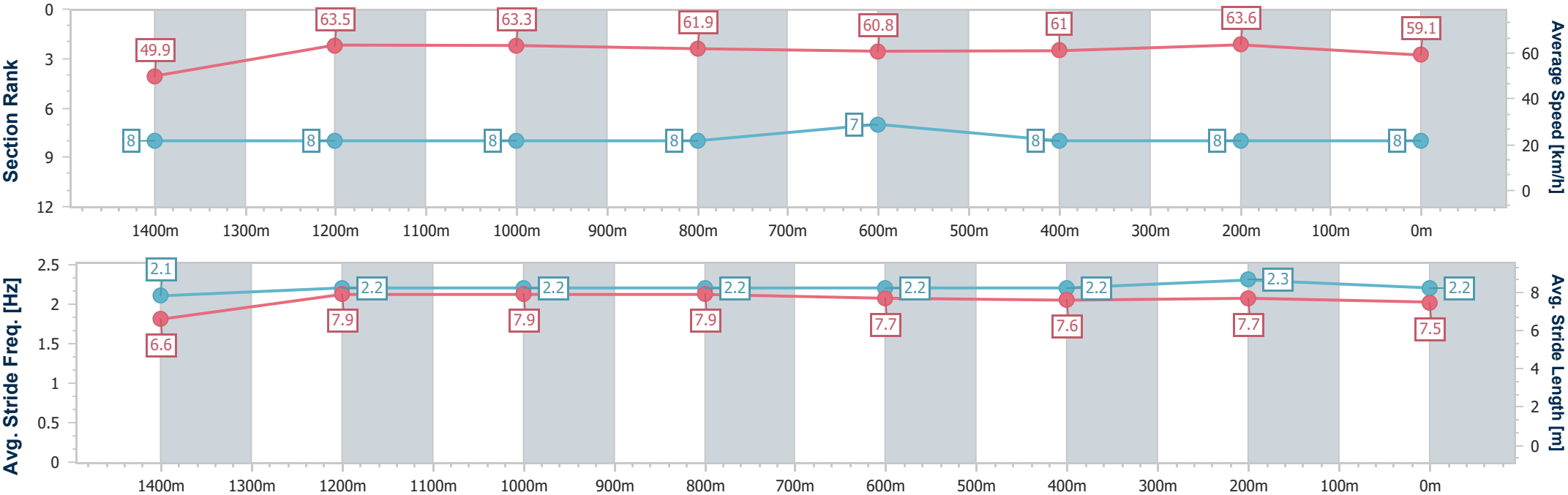


Eagle Farm Professional
Race 5: SPRING CARNIVAL BOOK NOW Class 6 Handicap - 1600m
30 August 2025 - 14:15
Track Rating: Good 3, Weather: Fine, Rail Position: +0.5m Entire



BRISBANE
RACING CLUB

Section	Overall	1400m	1200m	1000m	800m	600m	400m	200m					
Section Times	1:36.02 [8] (0:14.54)	1:21.48 [8] (0:11.30)	1:10.18 [8] (0:11.40)	0:58.78 [8] (0:11.71)	0:47.07 [8] (0:11.84)	0:35.23 [7] (0:11.72)	0:23.51 [8] (0:11.32)	0:12.19 [8] (0:12.19)					
Average Speed [km/h]	49.9	63.5	63.3	61.9	60.8	61.0	63.6	59.1					
Top Speed [km/h]	65.3	65.5	63.8	62.9	61.9	62.3	65.2	62.1					
Avg. Dist. to Rail [m]	11.3	2.0	2.2	0.9	0.4	1.0	3.0	4.9					
Avg. Stride Freq. [Hz]	2.1	2.2	2.2	2.2	2.2	2.2	2.3	2.2					
Avg. Stride Length [m]	6.6	7.9	7.9	7.9	7.7	7.6	7.7	7.5					





Eagle Farm Professional

Race 6: U&U RECRUITMENT BENCHMARK 85 Handicap - 1200m

30 August 2025 - 14:48



BRISBANE
RACING CLUB

Track Rating: Good 3, Weather: Fine, Rail Position: +0.5m Entire

Section		Overall				1000m	800m	600m	400m	200m	Last 600m		
Field Times		1:09.89				0:56.72	0:45.86	0:34.74	0:23.52	0:12.23	0:34.74		
		(0:13.17)				(0:10.86)	(0:11.12)	(0:11.22)	(0:11.29)	(0:12.23)			
Rank	TAB Horse/Jockey	Barrier	Top Speed [km/h]	Fastest Section									Distance Travelled [m]
1	7 GIVE GIGGLES	3	68.4	0:10.89	1:09.89 [1]	0:56.48 [4]	0:45.58 [4]	0:34.26 [4]	0:23.12 [4]	0:12.23 [1]	1:09.89	0:34.26	
	Ben Thompson		1000m	400m	(0:13.41)	(0:10.90)	(0:11.32)	(0:11.14)	(0:10.89)	(0:12.23)			
2	4 BATTLEFIELD	5	67.6	0:10.79	1:10.30 [2]	0:56.10 [7]	0:45.31 [8]	0:34.21 [8]	0:23.17 [7]	0:12.14 [4]	2.42L	0:34.21	-7
	Luke Dempsey		1000m	1000m	(0:14.20)	(0:10.79)	(0:11.10)	(0:11.04)	(0:11.03)	(0:12.14)			
3	2 WARBY	2	67.4	0:10.95	1:10.34 [3]	0:56.63 [5]	0:45.68 [5]	0:34.50 [5]	0:23.32 [5]	0:12.17 [5]	2.62L	0:34.50	+2
	Ryan Maloney		800m	1000m	(0:13.71)	(0:10.95)	(0:11.18)	(0:11.18)	(0:11.15)	(0:12.17)			
4	11 WALKIN'TALKIN'	8	68.5	0:10.86	1:10.38 [4]	0:57.08 [3]	0:46.22 [3]	0:35.11 [2]	0:23.90 [2]	0:12.61 [2]	2.88L	0:35.11	+4
	Emily Lang		1000m	1000m	(0:13.30)	(0:10.86)	(0:11.11)	(0:11.21)	(0:11.29)	(0:12.61)			
5	1 POCKETING	4	67.6	0:10.85	1:10.40 [5]	0:56.53 [6]	0:45.68 [6]	0:34.56 [6]	0:23.32 [6]	0:12.18 [7]	2.97L	0:34.56	+2
	Andrew Mallyon		1000m	1000m	(0:13.87)	(0:10.85)	(0:11.12)	(0:11.24)	(0:11.14)	(0:12.18)			
6	10 TOWN CRIER	7	69.6	0:10.84	1:10.61 [6]	0:57.40 [2]	0:46.56 [2]	0:35.46 [1]	0:24.24 [1]	0:12.74 [3]	4.22L	0:35.46	-1
	Jake Bayliss		1000m	1000m	(0:13.21)	(0:10.84)	(0:11.10)	(0:11.22)	(0:11.50)	(0:12.74)			
7	3 ATMOSPHERE	1	68.4	0:10.86	1:10.85 [7]	0:57.68 [1]	0:46.82 [1]	0:35.54 [3]	0:24.23 [3]	0:12.67 [6]	5.64L	0:35.54	+0
	Cejay Graham		1000m	1000m	(0:13.17)	(0:10.86)	(0:11.28)	(0:11.31)	(0:11.56)	(0:12.67)			
8	14 LA COMETA	6	69.2	0:10.56	1:12.14 [8]	0:57.90 [8]	0:47.34 [7]	0:36.20 [7]	0:24.98 [8]	0:13.34 [8]	13.21L	0:36.20	+0
	Georgina Cartwright		1000m	1000m	(0:14.24)	(0:10.56)	(0:11.14)	(0:11.22)	(0:11.64)	(0:13.34)			

Scratched: Emperor (#5), Shalailed (#6), Street Chase (#8), Ouroboros (#9), Defiant Spirit (#12), Xpresso (#13)



Horse/Jockey Name	Give Giggles
Final Rank	1
Fastest Section Time (Section)	0:10.89 (400m)
Top Speed [km/h] (Section)	68.4 (1000m)
Race State	Finished

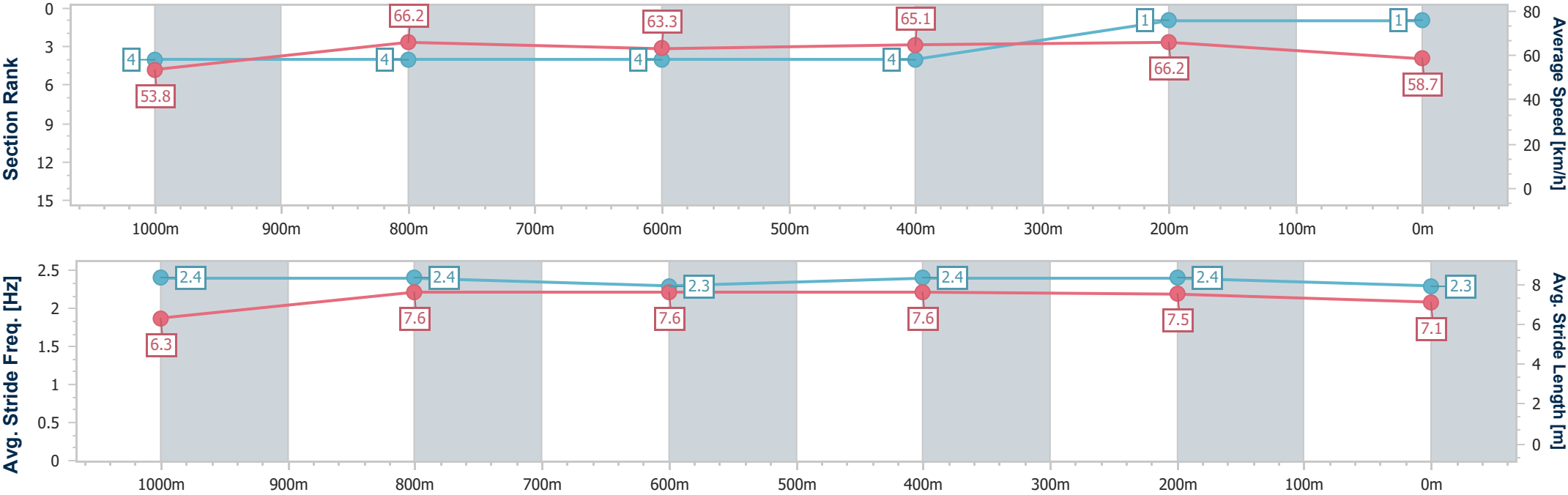


Eagle Farm Professional
Race 6: U&U RECRUITMENT BENCHMARK 85 Handicap - 1200m
30 August 2025 - 14:48
Track Rating: Good 3, Weather: Fine, Rail Position: +0.5m Entire



BRISBANE
RACING CLUB

Section	Overall	1000m	800m	600m	400m	200m								
Section Times	1:09.89 [1] (0:13.41)	0:56.48 [4] (0:10.90)	0:45.58 [4] (0:11.32)	0:34.26 [4] (0:11.14)	0:23.12 [4] (0:10.89)	0:12.23 [1] (0:12.23)								
Average Speed [km/h]	53.8	66.2	63.3	65.1	66.2	58.7								
Top Speed [km/h]	68.3	68.4	65.5	66.5	68.2	64.7								
Avg. Dist. to Rail [m]	2.0	0.8	0.8	1.4	6.0	8.0								
Avg. Stride Freq. [Hz]	2.4	2.4	2.3	2.4	2.4	2.3								
Avg. Stride Length [m]	6.3	7.6	7.6	7.6	7.5	7.1								





Horse/Jockey Name	Battlefield
Final Rank	2
Fastest Section Time (Section)	0:10.79 (1000m)
Top Speed [km/h] (Section)	67.6 (1000m)
Race State	Finished

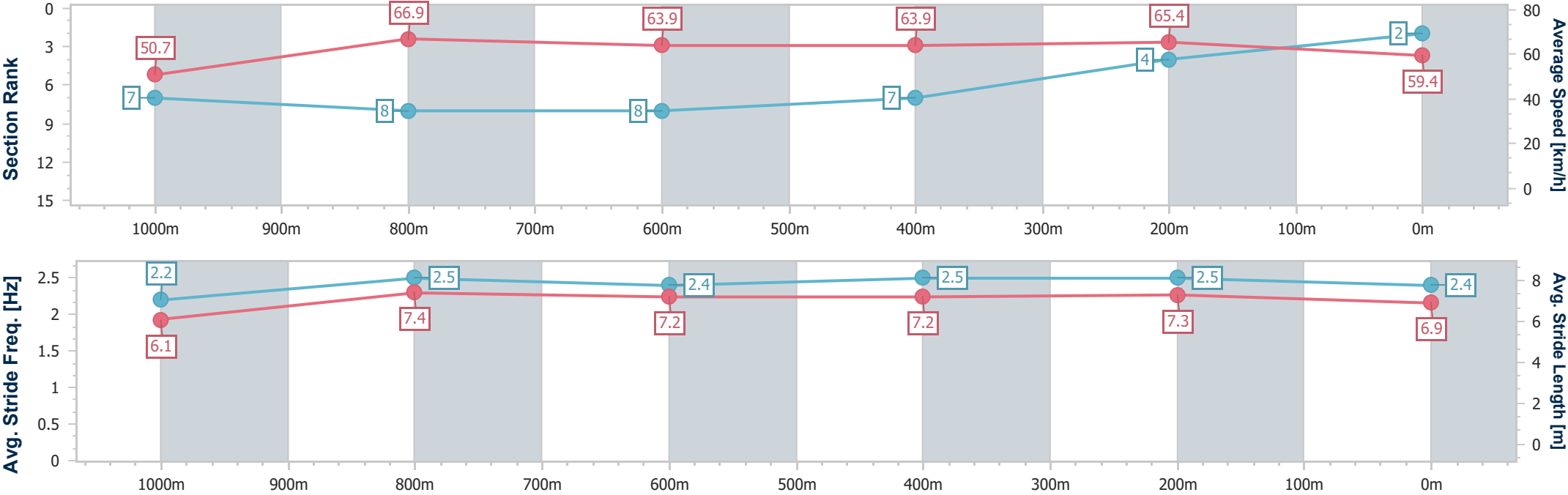


Eagle Farm Professional
Race 6: U&U RECRUITMENT BENCHMARK 85 Handicap - 1200m
30 August 2025 - 14:48
Track Rating: Good 3, Weather: Fine, Rail Position: +0.5m Entire



BRISBANE
RACING CLUB

Section	Overall	1000m	800m	600m	400m	200m								
Section Times	1:10.30 [2] (0:14.20)	0:56.10 [7] (0:10.79)	0:45.31 [8] (0:11.10)	0:34.21 [8] (0:11.04)	0:23.17 [7] (0:11.03)	0:12.14 [4] (0:12.14)								
Average Speed [km/h]	50.7	66.9	63.9	63.9	65.4	59.4								
Top Speed [km/h]	64.4	67.6	66.6	65.6	66.3	62.7								
Avg. Dist. to Rail [m]	2.6	0.6	2.5	3.4	1.3	1.2								
Avg. Stride Freq. [Hz]	2.2	2.5	2.4	2.5	2.5	2.4								
Avg. Stride Length [m]	6.1	7.4	7.2	7.2	7.3	6.9								





Horse/Jockey Name	Warby
Final Rank	3
Fastest Section Time (Section)	0:10.95 (1000m)
Top Speed [km/h] (Section)	67.4 (800m)
Race State	Finished

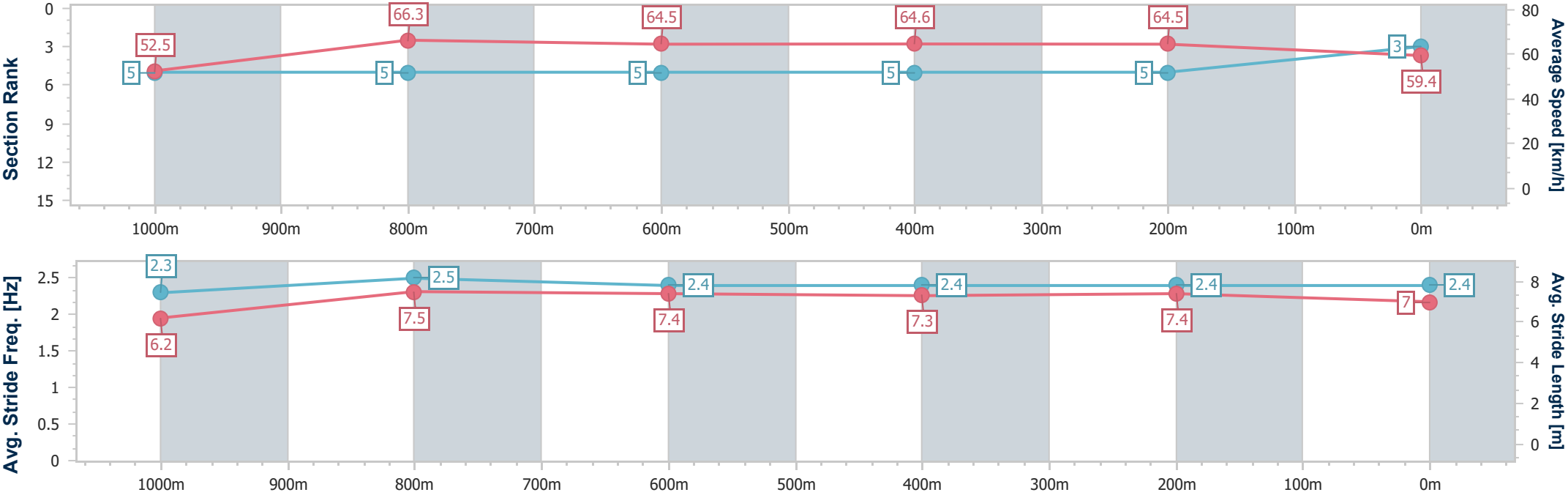


Eagle Farm Professional
Race 6: U&U RECRUITMENT BENCHMARK 85 Handicap - 1200m
30 August 2025 - 14:48
Track Rating: Good 3, Weather: Fine, Rail Position: +0.5m Entire



BRISBANE
RACING CLUB

Section	Overall	1000m	800m	600m	400m	200m							
Section Times	1:10.34 [3] (0:13.71)	0:56.63 [5] (0:10.95)	0:45.68 [5] (0:11.18)	0:34.50 [5] (0:11.18)	0:23.32 [5] (0:11.15)	0:12.17 [5] (0:12.17)							
Average Speed [km/h]	52.5	66.3	64.5	64.6	64.5	59.4							
Top Speed [km/h]	66.8	67.2	67.4	66.4	66.3	62.1							
Avg. Dist. to Rail [m]	1.3	1.8	0.4	0.7	3.0	2.3							
Avg. Stride Freq. [Hz]	2.3	2.5	2.4	2.4	2.4	2.4							
Avg. Stride Length [m]	6.2	7.5	7.4	7.3	7.4	7.0							





Horse/Jockey Name	Walkin'talkin'
Final Rank	4
Fastest Section Time (Section)	0:10.86 (1000m)
Top Speed [km/h] (Section)	68.5 (1000m)
Race State	Finished

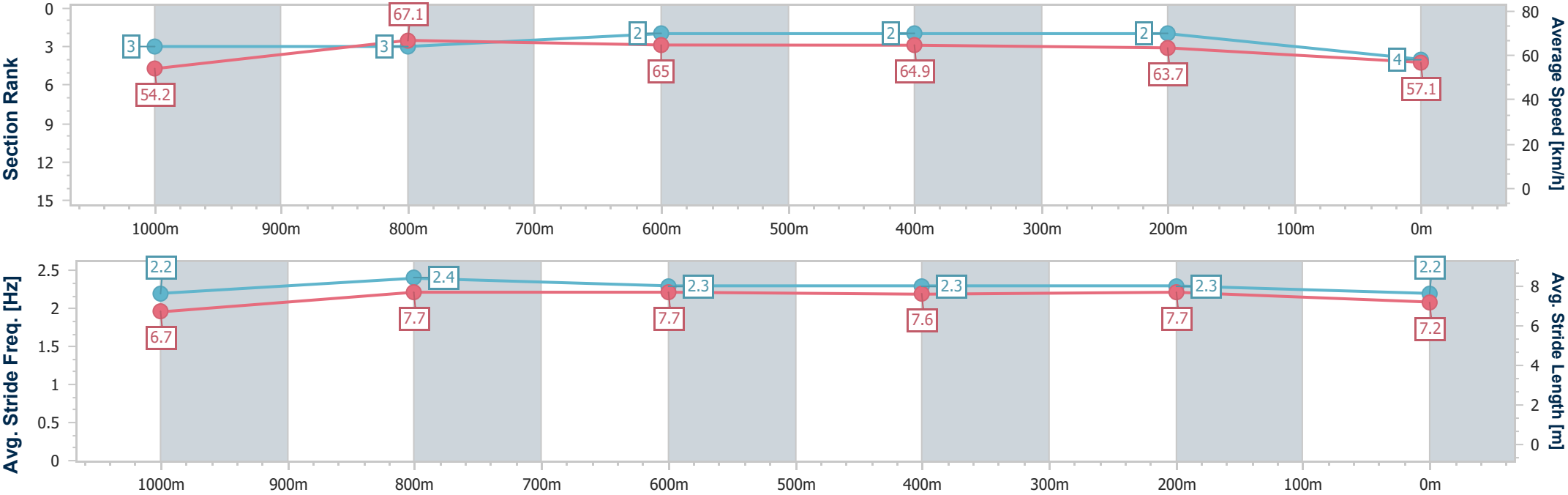


Eagle FarmProfessional
Race 6: U&U RECRUITMENT BENCHMARK 85 Handicap - 1200m
30 August 2025 - 14:48
Track Rating: Good 3, Weather: Fine, Rail Position: +0.5m Entire



BRISBANE
RACING CLUB

Section	Overall	1000m	800m	600m	400m	200m							
Section Times	1:10.38 [4] (0:13.30)	0:57.08 [3] (0:10.86)	0:46.22 [3] (0:11.11)	0:35.11 [2] (0:11.21)	0:23.90 [2] (0:11.29)	0:12.61 [2] (0:12.61)							
Average Speed [km/h]	54.2	67.1	65.0	64.9	63.7	57.1							
Top Speed [km/h]	67.7	68.5	65.5	65.8	65.5	60.4							
Avg. Dist. to Rail [m]	7.0	2.1	0.6	2.0	5.0	7.4							
Avg. Stride Freq. [Hz]	2.2	2.4	2.3	2.3	2.3	2.2							
Avg. Stride Length [m]	6.7	7.7	7.7	7.6	7.7	7.2							





Horse/Jockey Name	Pocketing
Final Rank	5
Fastest Section Time (Section)	0:10.85 (1000m)
Top Speed [km/h] (Section)	67.6 (1000m)
Race State	Finished

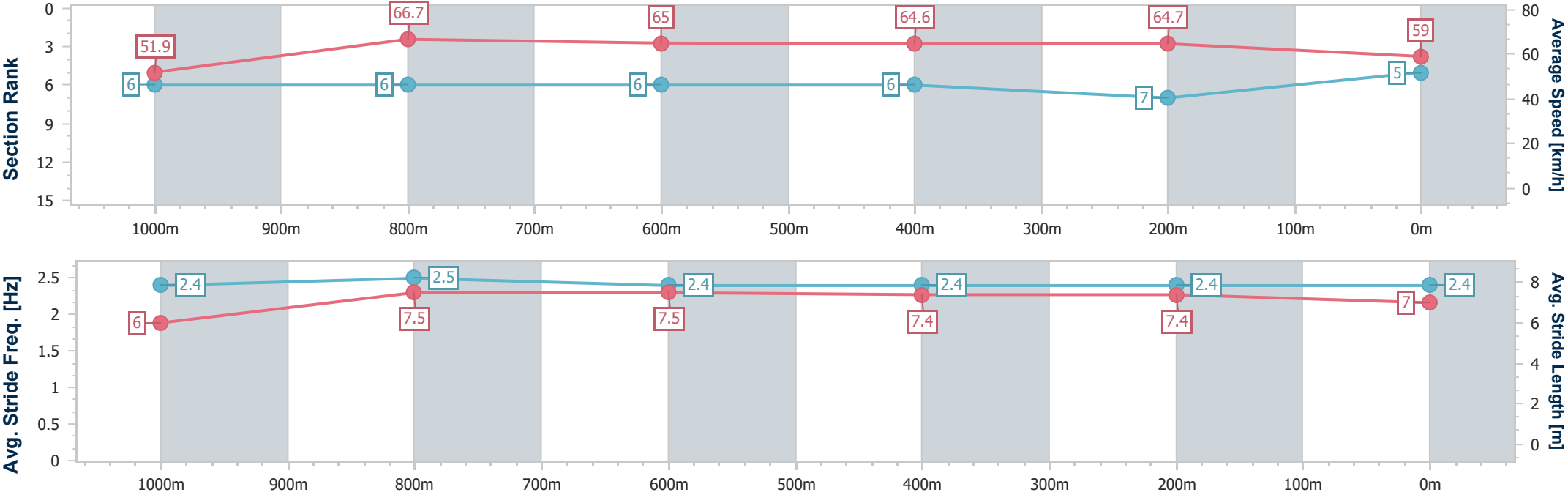


Eagle Farm Professional
Race 6: U&U RECRUITMENT BENCHMARK 85 Handicap - 1200m
30 August 2025 - 14:48
Track Rating: Good 3, Weather: Fine, Rail Position: +0.5m Entire



BRISBANE
RACING CLUB

Section	Overall	1000m	800m	600m	400m	200m							
Section Times	1:10.40 [5] (0:13.87)	0:56.53 [6] (0:10.85)	0:45.68 [6] (0:11.12)	0:34.56 [6] (0:11.24)	0:23.32 [6] (0:11.14)	0:12.18 [7] (0:12.18)							
Average Speed [km/h]	51.9	66.7	65.0	64.6	64.7	59.0							
Top Speed [km/h]	66.1	67.6	67.6	67.1	67.4	62.1							
Avg. Dist. to Rail [m]	2.6	0.9	0.6	1.9	4.9	7.2							
Avg. Stride Freq. [Hz]	2.4	2.5	2.4	2.4	2.4	2.4							
Avg. Stride Length [m]	6.0	7.5	7.5	7.4	7.4	7.0							





Horse/Jockey Name	Town Crier
Final Rank	6
Fastest Section Time (Section)	0:10.84 (1000m)
Top Speed [km/h] (Section)	69.6 (1000m)
Race State	Finished

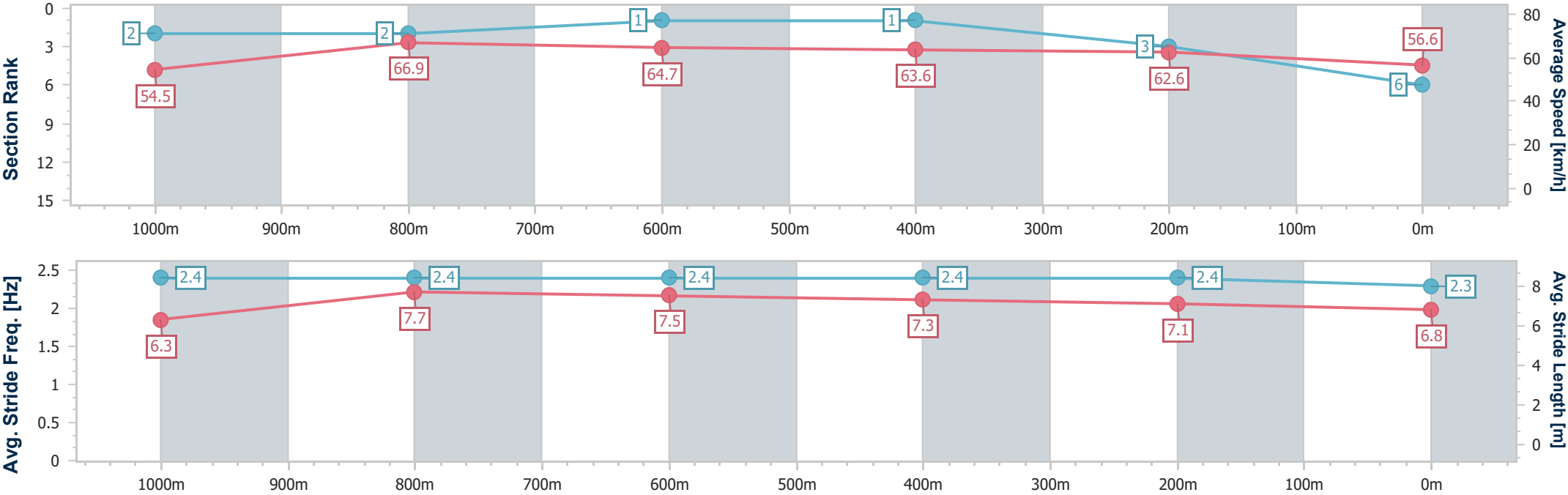


Eagle Farm Professional
Race 6: U&U RECRUITMENT BENCHMARK 85 Handicap - 1200m
30 August 2025 - 14:48
Track Rating: Good 3, Weather: Fine, Rail Position: +0.5m Entire



BRISBANE
RACING CLUB

Section	Overall	1000m	800m	600m	400m	200m							
Section Times	1:10.61 [6] (0:13.21)	0:57.40 [2] (0:10.84)	0:46.56 [2] (0:11.10)	0:35.46 [1] (0:11.22)	0:24.24 [1] (0:11.50)	0:12.74 [3] (0:12.74)							
Average Speed [km/h]	54.5	66.9	64.7	63.6	62.6	56.6							
Top Speed [km/h]	69.1	69.6	66.4	65.5	64.9	60.2							
Avg. Dist. to Rail [m]	5.6	1.1	1.0	1.0	2.3	4.9							
Avg. Stride Freq. [Hz]	2.4	2.4	2.4	2.4	2.4	2.3							
Avg. Stride Length [m]	6.3	7.7	7.5	7.3	7.1	6.8							





Horse/Jockey Name	Atmosphere
Final Rank	7
Fastest Section Time (Section)	0:10.86 (1000m)
Top Speed [km/h] (Section)	68.4 (1000m)
Race State	Finished

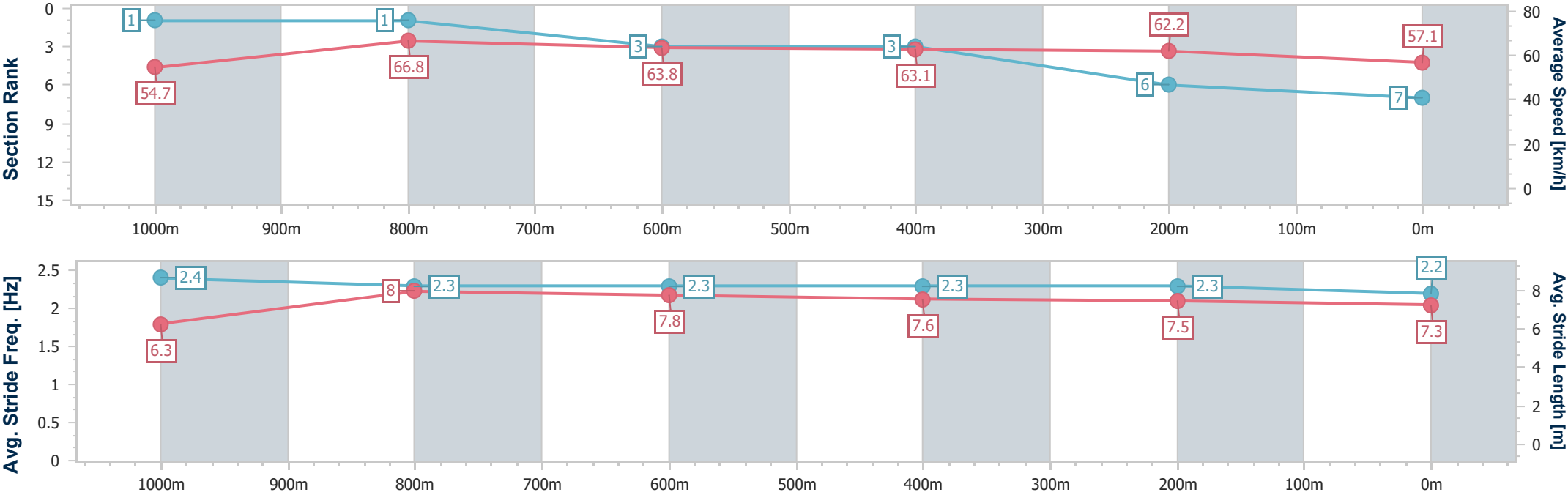


Eagle Farm Professional
Race 6: U&U RECRUITMENT BENCHMARK 85 Handicap - 1200m
30 August 2025 - 14:48
Track Rating: Good 3, Weather: Fine, Rail Position: +0.5m Entire



BRISBANE
RACING CLUB

Section	Overall	1000m	800m	600m	400m	200m							
Section Times	1:10.85 [7] (0:13.17)	0:57.68 [1] (0:10.86)	0:46.82 [1] (0:11.28)	0:35.54 [3] (0:11.31)	0:24.23 [3] (0:11.56)	0:12.67 [6] (0:12.67)							
Average Speed [km/h]	54.7	66.8	63.8	63.1	62.2	57.1							
Top Speed [km/h]	68.4	68.4	64.6	64.4	64.0	59.8							
Avg. Dist. to Rail [m]	0.9	1.0	0.3	1.2	0.6	1.4							
Avg. Stride Freq. [Hz]	2.4	2.3	2.3	2.3	2.3	2.2							
Avg. Stride Length [m]	6.3	8.0	7.8	7.6	7.5	7.3							





Horse/Jockey Name	La Cometa
Final Rank	8
Fastest Section Time (Section)	0:10.56 (1000m)
Top Speed [km/h] (Section)	69.2 (1000m)
Race State	Finished

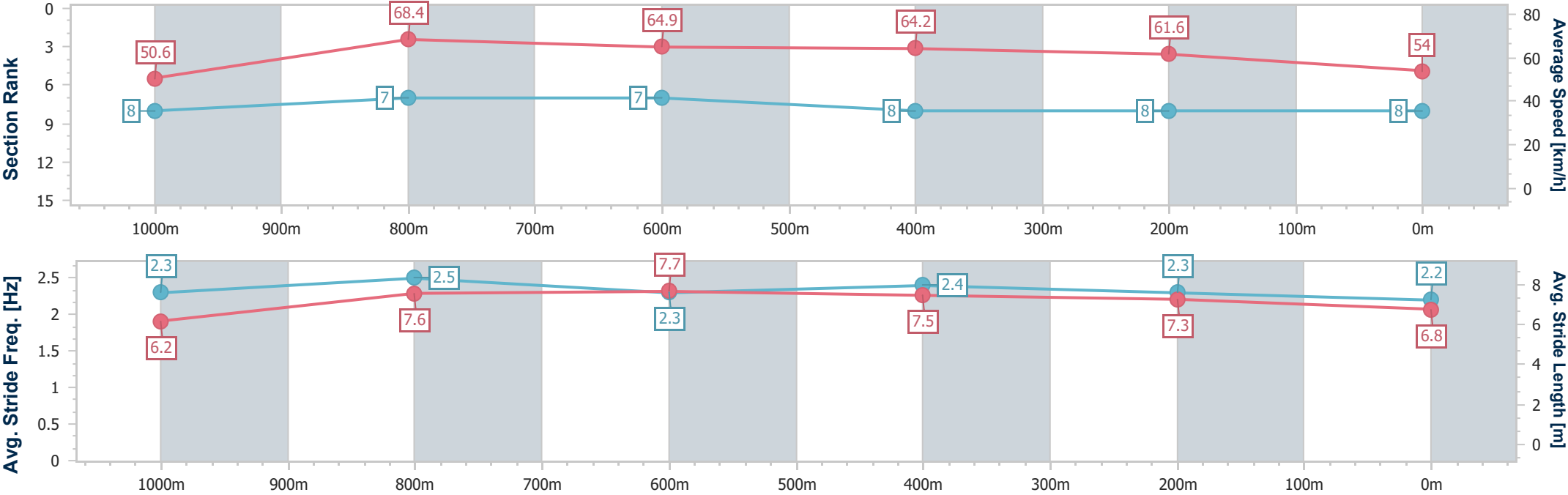


Eagle Farm Professional
Race 6: U&U RECRUITMENT BENCHMARK 85 Handicap - 1200m
30 August 2025 - 14:48
Track Rating: Good 3, Weather: Fine, Rail Position: +0.5m Entire



BRISBANE
RACING CLUB

Section	Overall	1000m	800m	600m	400m	200m							
Section Times	1:12.14 [8] (0:14.24)	0:57.90 [8] (0:10.56)	0:47.34 [7] (0:11.14)	0:36.20 [7] (0:11.22)	0:24.98 [8] (0:11.64)	0:13.34 [8] (0:13.34)							
Average Speed [km/h]	50.6	68.4	64.9	64.2	61.6	54.0							
Top Speed [km/h]	65.1	69.2	68.2	64.9	64.3	58.0							
Avg. Dist. to Rail [m]	3.2	0.4	0.6	0.6	1.1	1.3							
Avg. Stride Freq. [Hz]	2.3	2.5	2.3	2.4	2.3	2.2							
Avg. Stride Length [m]	6.2	7.6	7.7	7.5	7.3	6.8							





Eagle Farm Professional
Race 7: CELEBRATING 160 YEARS OF EAGLE FARM OPEN Handicap - 1400m

30 August 2025 - 15:23



BRISBANE
RACING CLUB

Track Rating: Good 3, Weather: Fine, Rail Position: +0.5m Entire

Section					Overall	1200m	1000m	800m	600m	400m	Last 600m		
Field Times					1:22.15 (0:13.47)	1:08.68 (0:10.70)	0:57.98 (0:11.11)	0:46.87 (0:11.43)	0:35.44 (0:11.83)	0:23.61 (0:11.41)	0:35.44		
Rank	TAB	Horse/Jockey	Barrier	Top Speed [km/h]	Fastest Section							Distance Travelled [m]	
1	10	BULLION BOY	4	67.8	0:10.75	1:22.15 [1]	1:08.51 [4]	0:57.76 [4]	0:46.51 [4]	0:34.88 [4]	0:23.39 [4]	0:34.88	
		Georgina Cartwright		1200m	1200m	(0:13.64)	(0:10.75)	(0:11.25)	(0:11.63)	(0:11.49)	(0:11.26)		
2	3	AMUR	8	67.5	0:10.80	1:22.17 [2]	1:08.70 [1]	0:57.90 [2]	0:46.57 [3]	0:35.13 [2]	0:23.58 [2]	0:35.13	+0
		Ben Thompson		1200m	1200m	(0:13.47)	(0:10.80)	(0:11.33)	(0:11.44)	(0:11.55)	(0:11.36)		
3	9	RISE OF THE MASSES	6	67.9	0:10.79	1:22.23 [3]	1:08.69 [3]	0:57.90 [3]	0:46.63 [2]	0:35.04 [3]	0:23.49 [3]	0:35.04	+2
		Taylor Marshall		1200m	1200m	(0:13.54)	(0:10.79)	(0:11.27)	(0:11.59)	(0:11.55)	(0:11.42)		
4	1	DUCASSE	7	67.1	0:11.01	1:22.26 [4]	1:07.98 [7]	0:56.97 [8]	0:45.77 [8]	0:34.30 [8]	0:22.82 [8]	0:34.30	+3
		Martin Harley		1000m	1200m	(0:14.28)	(0:11.01)	(0:11.20)	(0:11.47)	(0:11.48)	(0:11.18)		
5	2	KRONENBOURG	2	67.9	0:10.81	1:22.68 [5]	1:08.92 [5]	0:58.11 [5]	0:46.72 [5]	0:35.25 [5]	0:23.69 [5]	0:35.25	+1
		Ryan Maloney		1200m	1200m	(0:13.76)	(0:10.81)	(0:11.39)	(0:11.47)	(0:11.56)	(0:11.39)		
6	7	QUEEN AIR	5	67.9	0:10.85	1:22.90 [6]	1:08.89 [6]	0:58.04 [6]	0:46.79 [6]	0:35.24 [7]	0:23.64 [7]	0:35.24	+4
		Emily Lang		1200m	1200m	(0:14.01)	(0:10.85)	(0:11.25)	(0:11.55)	(0:11.60)	(0:11.47)		
7	5	SINGER SARGENT	1	67.6	0:10.88	1:23.05 [7]	1:08.75 [8]	0:57.87 [7]	0:46.73 [7]	0:35.41 [6]	0:23.95 [6]	0:35.41	-5
		Heavelon Van		1200m	1200m	(0:14.30)	(0:10.88)	(0:11.14)	(0:11.32)	(0:11.46)	(0:11.61)		
8	6	SLIPPIN' JIMMY	3	68.2	0:10.70	1:23.20 [8]	1:09.73 [2]	0:59.03 [1]	0:47.92 [1]	0:36.49 [1]	0:24.66 [1]	0:36.49	-3
		Stacey Callow		1200m	1200m	(0:13.47)	(0:10.70)	(0:11.11)	(0:11.43)	(0:11.83)	(0:11.93)		

Scratched: Astero (#4), Kaizad (#11), Magnatear (#8)



Eagle Farm Professional
Race 7: CELEBRATING 160 YEARS OF EAGLE FARM OPEN Handicap - 1400m
30 August 2025 - 15:23



Track Rating: Good 3, Weather: Fine, Rail Position: +0.5m Entire

Section		200m					Last 600m		
Field Times		0:12.20 (0:12.20)					0:35.44		
Rank	TAB	Horse/Jockey	Barrier	Top Speed [km/h]	Fastest Section	Margin		Distance Travelled [m]	
1	10	BULLION BOY	4	67.8	0:10.75	0:12.13 [2]	1:22.15	0:34.88	
		Georgina Cartwright		1200m	1200m	(0:12.13)			
2	3	AMUR	8	67.5	0:10.80	0:12.22 [1]	0.14L	0:35.13	+0
		Ben Thompson		1200m	1200m	(0:12.22)			
3	9	RISE OF THE MASSES	6	67.9	0:10.79	0:12.07 [3]	0.51L	0:35.04	+2
		Taylor Marshall		1200m	1200m	(0:12.07)			
4	1	DUCASSE	7	67.1	0:11.01	0:11.64 [6]	0.67L	0:34.30	+3
		Martin Harley		1000m	1200m	(0:11.64)			
5	2	KRONENBOURG	2	67.9	0:10.81	0:12.30 [4]	3.15L	0:35.25	+1
		Ryan Maloney		1200m	1200m	(0:12.30)			
6	7	QUEEN AIR	5	67.9	0:10.85	0:12.17 [8]	4.45L	0:35.24	+4
		Emily Lang		1200m	1200m	(0:12.17)			
7	5	SINGER SARGENT	1	67.6	0:10.88	0:12.34 [7]	5.32L	0:35.41	-5
		Heavelon Van		1200m	1200m	(0:12.34)			
8	6	SLIPPIN' JIMMY	3	68.2	0:10.70	0:12.73 [5]	6.22L	0:36.49	-3
		Stacey Callow		1200m	1200m	(0:12.73)			

Scratched: Astero (#4), Kaizad (#11), Magnatear (#8)



Horse/Jockey Name	Bullion Boy
Final Rank	1
Fastest Section Time (Section)	0:10.75 (1200m)
Top Speed [km/h] (Section)	67.8 (1200m)
Race State	Finished

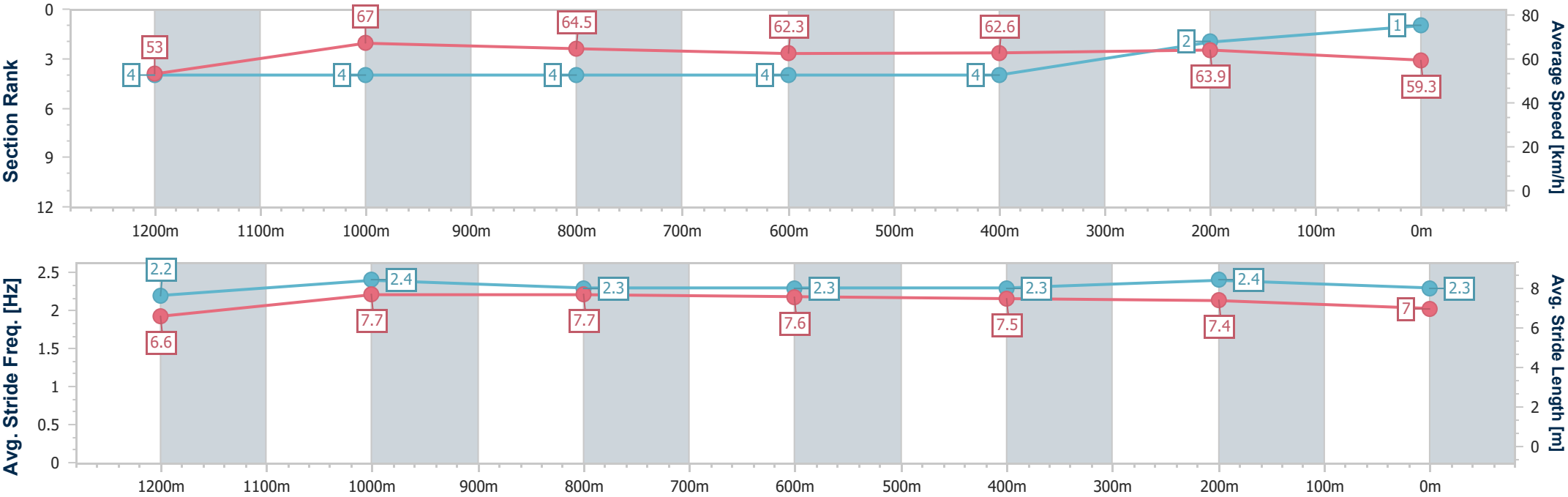


Eagle FarmProfessional
Race 7: CELEBRATING 160 YEARS OF EAGLE FARM OPEN
Handicap - 1400m
30 August 2025 - 15:23
Track Rating: Good 3, Weather: Fine, Rail Position: +0.5m Entire



BRISBANE
RACING CLUB

Section	Overall	1200m	1000m	800m	600m	400m	200m						
Section Times	1:22.15 [1] (0:13.64)	1:08.51 [4] (0:10.75)	0:57.76 [4] (0:11.25)	0:46.51 [4] (0:11.63)	0:34.88 [4] (0:11.49)	0:23.39 [4] (0:11.26)	0:12.13 [2] (0:12.13)						
Average Speed [km/h]	53.0	67.0	64.5	62.3	62.6	63.9	59.3						
Top Speed [km/h]	66.2	67.8	65.9	63.4	63.9	65.4	62.5						
Avg. Dist. to Rail [m]	4.7	2.7	1.6	1.0	0.7	2.8	3.4						
Avg. Stride Freq. [Hz]	2.2	2.4	2.3	2.3	2.3	2.4	2.3						
Avg. Stride Length [m]	6.6	7.7	7.7	7.6	7.5	7.4	7.0						





Horse/Jockey Name	Amur
Final Rank	2
Fastest Section Time (Section)	0:10.80 (1200m)
Top Speed [km/h] (Section)	67.5 (1200m)
Race State	Finished

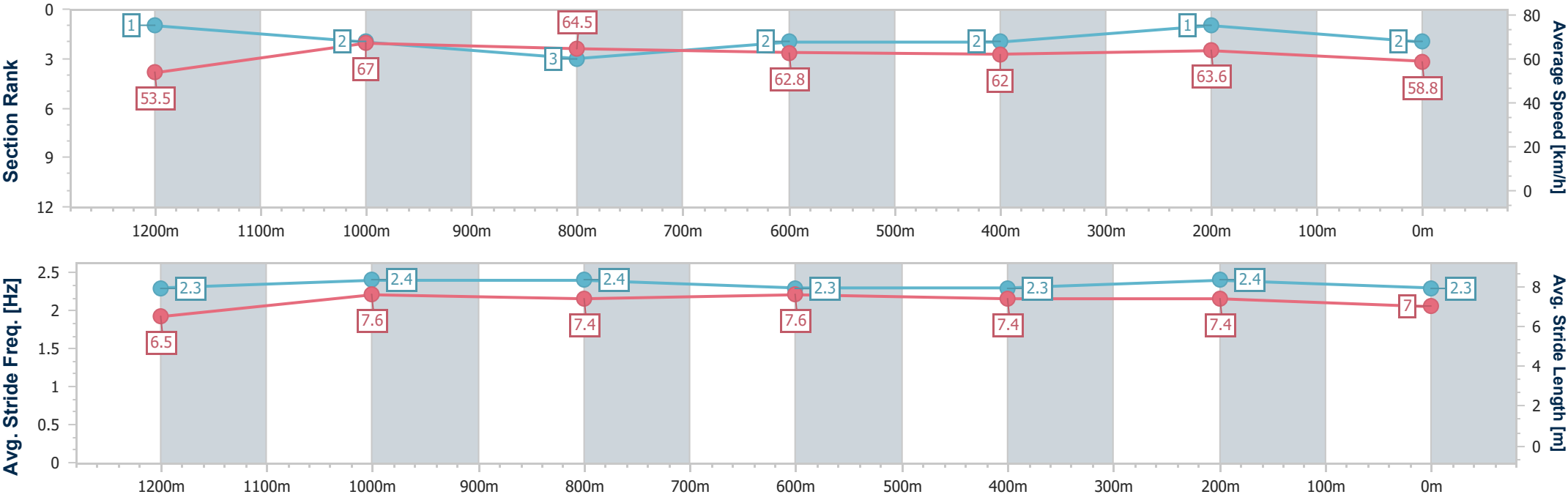


Eagle Farm Professional
Race 7: CELEBRATING 160 YEARS OF EAGLE FARM OPEN
Handicap - 1400m
30 August 2025 - 15:23
Track Rating: Good 3, Weather: Fine, Rail Position: +0.5m Entire



BRISBANE
RACING CLUB

Section	Overall	1200m	1000m	800m	600m	400m	200m						
Section Times	1:22.17 [2] (0:13.47)	1:08.70 [1] (0:10.80)	0:57.90 [2] (0:11.33)	0:46.57 [3] (0:11.44)	0:35.13 [2] (0:11.55)	0:23.58 [2] (0:11.36)	0:12.22 [1] (0:12.22)						
Average Speed [km/h]	53.5	67.0	64.5	62.8	62.0	63.6	58.8						
Top Speed [km/h]	67.2	67.5	66.8	65.0	64.1	64.9	61.9						
Avg. Dist. to Rail [m]	8.0	5.1	2.8	0.4	1.0	4.8	4.4						
Avg. Stride Freq. [Hz]	2.3	2.4	2.4	2.3	2.3	2.4	2.3						
Avg. Stride Length [m]	6.5	7.6	7.4	7.6	7.4	7.4	7.0						



[] Ranking at each section and finish
-.-.- No data available at this section
NA No data available



Horse/Jockey Name	Rise Of The Masses
Final Rank	3
Fastest Section Time (Section)	0:10.79 (1200m)
Top Speed [km/h] (Section)	67.9 (1200m)
Race State	Finished

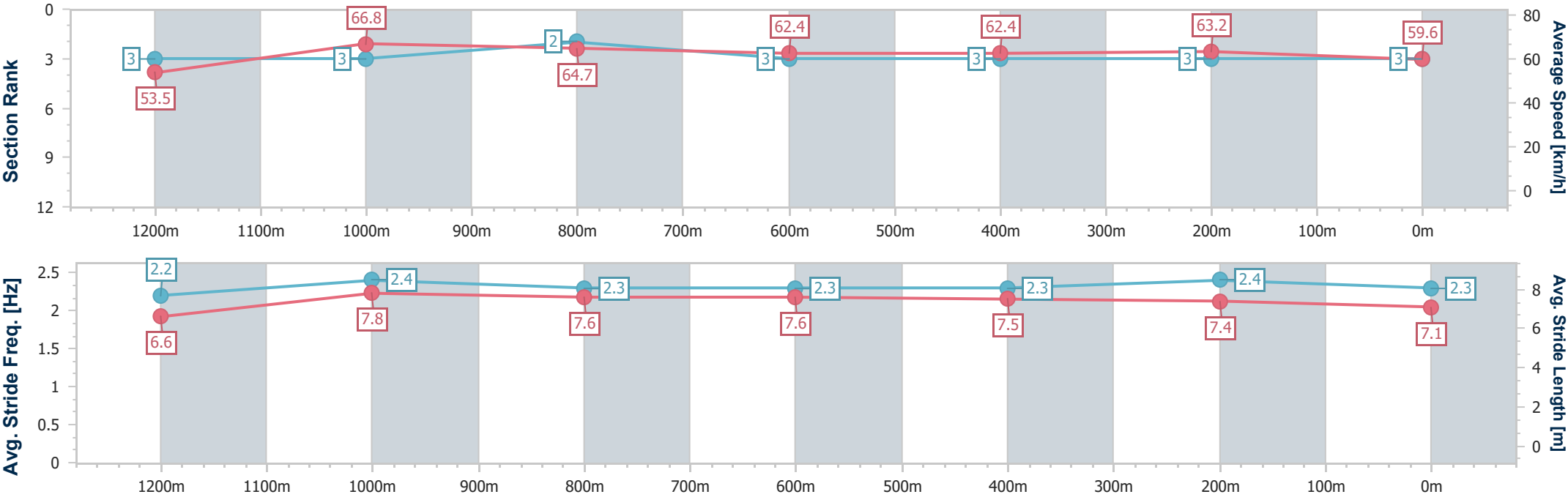


Eagle FarmProfessional
Race 7: CELEBRATING 160 YEARS OF EAGLE FARM OPEN
Handicap - 1400m
30 August 2025 - 15:23
Track Rating: Good 3, Weather: Fine, Rail Position: +0.5m Entire



BRISBANE
RACING CLUB

Section	Overall	1200m	1000m	800m	600m	400m	200m						
Section Times	1:22.23 [3] (0:13.54)	1:08.69 [3] (0:10.79)	0:57.90 [3] (0:11.27)	0:46.63 [2] (0:11.59)	0:35.04 [3] (0:11.55)	0:23.49 [3] (0:11.42)	0:12.07 [3] (0:12.07)						
Average Speed [km/h]	53.5	66.8	64.7	62.4	62.4	63.2	59.6						
Top Speed [km/h]	65.8	67.9	66.8	64.6	64.2	64.0	62.4						
Avg. Dist. to Rail [m]	6.3	3.3	2.4	0.9	1.0	5.4	5.3						
Avg. Stride Freq. [Hz]	2.2	2.4	2.3	2.3	2.3	2.4	2.3						
Avg. Stride Length [m]	6.6	7.8	7.6	7.6	7.5	7.4	7.1						





Horse/Jockey Name	Ducasse
Final Rank	4
Fastest Section Time (Section)	0:11.01 (1200m)
Top Speed [km/h] (Section)	67.1 (1000m)
Race State	Finished

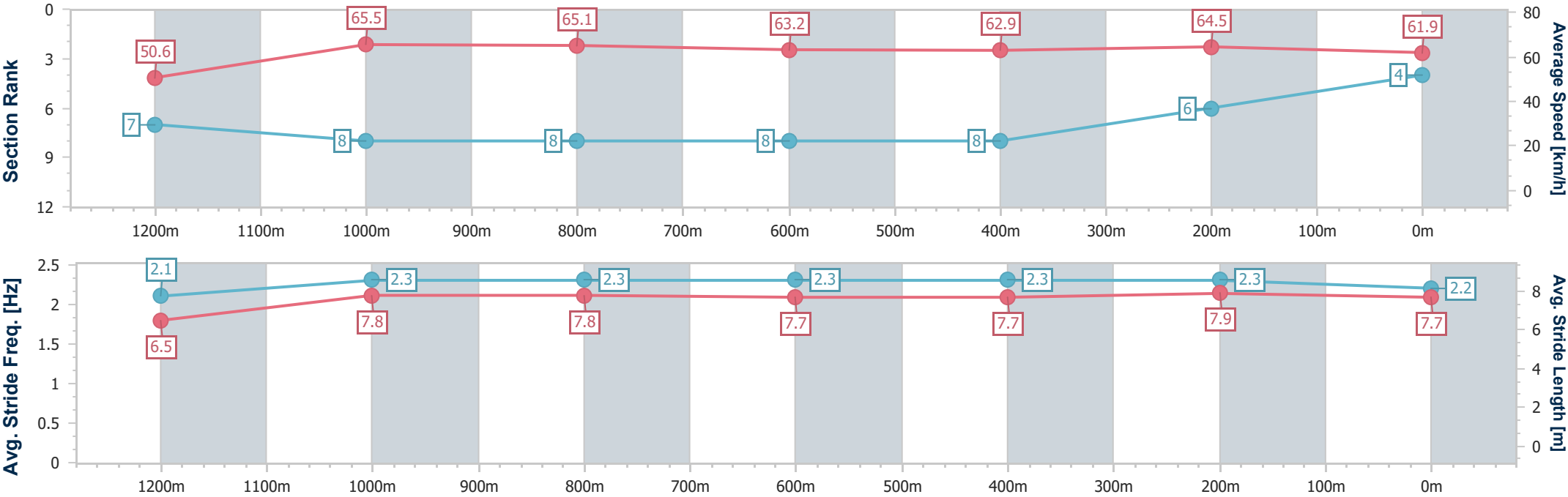


Eagle FarmProfessional
Race 7: CELEBRATING 160 YEARS OF EAGLE FARM OPEN
Handicap - 1400m
30 August 2025 - 15:23
Track Rating: Good 3, Weather: Fine, Rail Position: +0.5m Entire



BRISBANE
RACING CLUB

Section	Overall	1200m	1000m	800m	600m	400m	200m						
Section Times	1:22.26 [4] (0:14.28)	1:07.98 [7] (0:11.01)	0:56.97 [8] (0:11.20)	0:45.77 [8] (0:11.47)	0:34.30 [8] (0:11.48)	0:22.82 [8] (0:11.18)	0:11.64 [6] (0:11.64)						
Average Speed [km/h]	50.6	65.5	65.1	63.2	62.9	64.5	61.9						
Top Speed [km/h]	63.9	67.0	67.1	64.8	64.0	65.6	64.0						
Avg. Dist. to Rail [m]	7.1	3.7	2.8	1.6	0.9	5.6	2.7						
Avg. Stride Freq. [Hz]	2.1	2.3	2.3	2.3	2.3	2.3	2.2						
Avg. Stride Length [m]	6.5	7.8	7.8	7.7	7.7	7.9	7.7						





Horse/Jockey Name	Kronenbourg
Final Rank	5
Fastest Section Time (Section)	0:10.81 (1200m)
Top Speed [km/h] (Section)	67.9 (1200m)
Race State	Finished

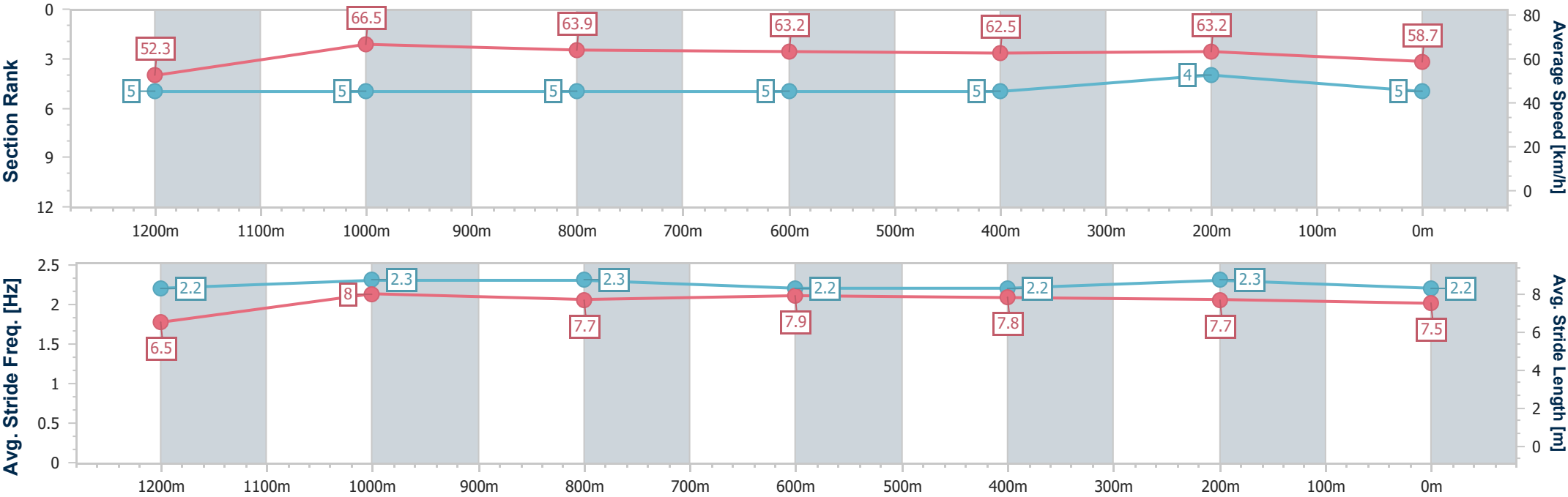


Eagle Farm Professional
Race 7: CELEBRATING 160 YEARS OF EAGLE FARM OPEN
Handicap - 1400m
30 August 2025 - 15:23
Track Rating: Good 3, Weather: Fine, Rail Position: +0.5m Entire



BRISBANE
RACING CLUB

Section	Overall	1200m	1000m	800m	600m	400m	200m						
Section Times	1:22.68 [5] (0:13.76)	1:08.92 [5] (0:10.81)	0:58.11 [5] (0:11.39)	0:46.72 [5] (0:11.47)	0:35.25 [5] (0:11.56)	0:23.69 [5] (0:11.39)	0:12.30 [4] (0:12.30)						
Average Speed [km/h]	52.3	66.5	63.9	63.2	62.5	63.2	58.7						
Top Speed [km/h]	66.1	67.9	65.4	64.6	63.7	64.3	61.6						
Avg. Dist. to Rail [m]	3.1	1.8	1.9	1.3	1.2	6.1	5.1						
Avg. Stride Freq. [Hz]	2.2	2.3	2.3	2.2	2.2	2.3	2.2						
Avg. Stride Length [m]	6.5	8.0	7.7	7.9	7.8	7.7	7.5						





Horse/Jockey Name	Queen Air
Final Rank	6
Fastest Section Time (Section)	0:10.85 (1200m)
Top Speed [km/h] (Section)	67.9 (1200m)
Race State	Finished

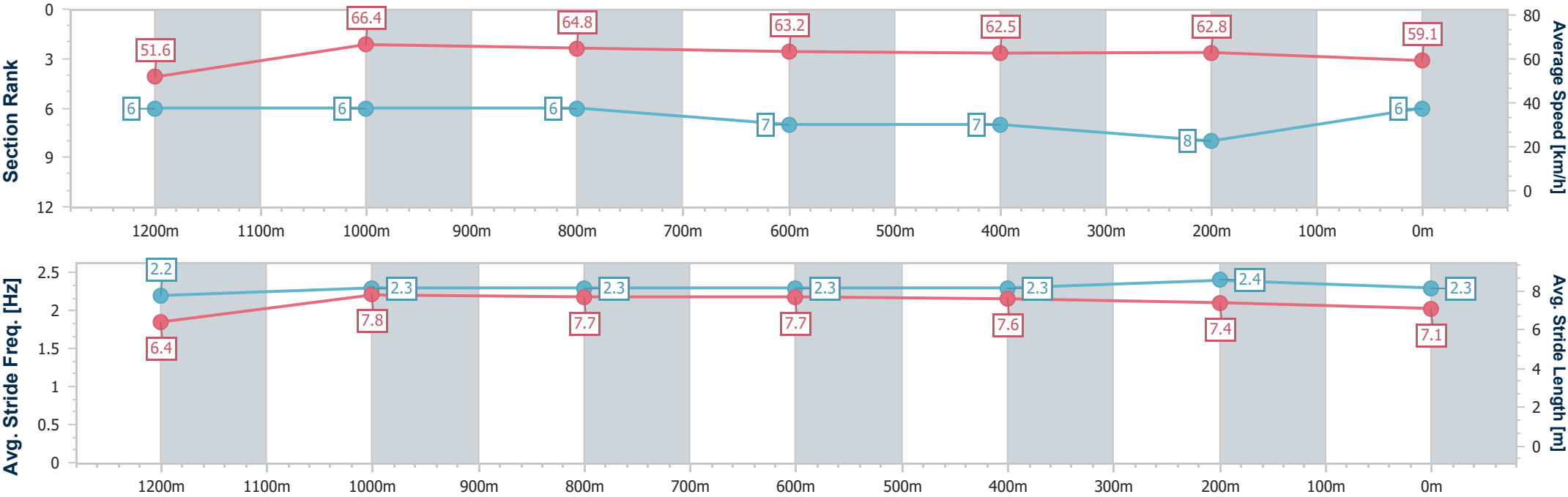


Eagle Farm Professional
Race 7: CELEBRATING 160 YEARS OF EAGLE FARM OPEN
Handicap - 1400m
30 August 2025 - 15:23
Track Rating: Good 3, Weather: Fine, Rail Position: +0.5m Entire



BRISBANE
RACING CLUB

Section	Overall	1200m	1000m	800m	600m	400m	200m						
Section Times	1:22.90 [6] (0:14.01)	1:08.89 [6] (0:10.85)	0:58.04 [6] (0:11.25)	0:46.79 [6] (0:11.55)	0:35.24 [7] (0:11.60)	0:23.64 [7] (0:11.47)	0:12.17 [8] (0:12.17)						
Average Speed [km/h]	51.6	66.4	64.8	63.2	62.5	62.8	59.1						
Top Speed [km/h]	64.1	67.9	66.5	64.4	63.5	64.3	62.1						
Avg. Dist. to Rail [m]	5.4	3.4	2.8	1.9	2.0	8.5	6.7						
Avg. Stride Freq. [Hz]	2.2	2.3	2.3	2.3	2.3	2.4	2.3						
Avg. Stride Length [m]	6.4	7.8	7.7	7.7	7.6	7.4	7.1						





Horse/Jockey Name	Singer Sargent
Final Rank	7
Fastest Section Time (Section)	0:10.88 (1200m)
Top Speed [km/h] (Section)	67.6 (1200m)
Race State	Finished

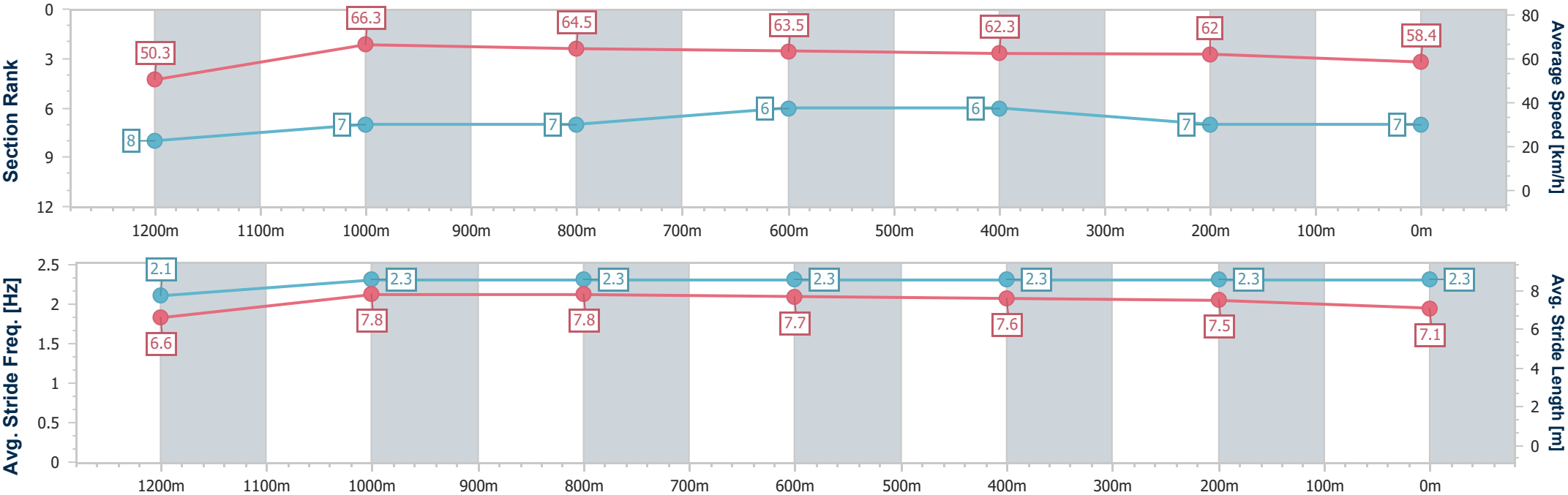


Eagle Farm Professional
Race 7: CELEBRATING 160 YEARS OF EAGLE FARM OPEN
Handicap - 1400m
30 August 2025 - 15:23
Track Rating: Good 3, Weather: Fine, Rail Position: +0.5m Entire



BRISBANE
RACING CLUB

Section	Overall	1200m	1000m	800m	600m	400m	200m						
Section Times	1:23.05 [7] (0:14.30)	1:08.75 [8] (0:10.88)	0:57.87 [7] (0:11.14)	0:46.73 [7] (0:11.32)	0:35.41 [6] (0:11.46)	0:23.95 [6] (0:11.61)	0:12.34 [7] (0:12.34)						
Average Speed [km/h]	50.3	66.3	64.5	63.5	62.3	62.0	58.4						
Top Speed [km/h]	64.2	67.6	66.1	64.5	63.4	63.2	60.4						
Avg. Dist. to Rail [m]	2.4	1.1	0.5	0.7	1.3	4.0	3.5						
Avg. Stride Freq. [Hz]	2.1	2.3	2.3	2.3	2.3	2.3	2.3						
Avg. Stride Length [m]	6.6	7.8	7.8	7.7	7.6	7.5	7.1						





Horse/Jockey Name	Slippin' Jimmy
Final Rank	8
Fastest Section Time (Section)	0:10.70 (1200m)
Top Speed [km/h] (Section)	68.2 (1200m)
Race State	Finished

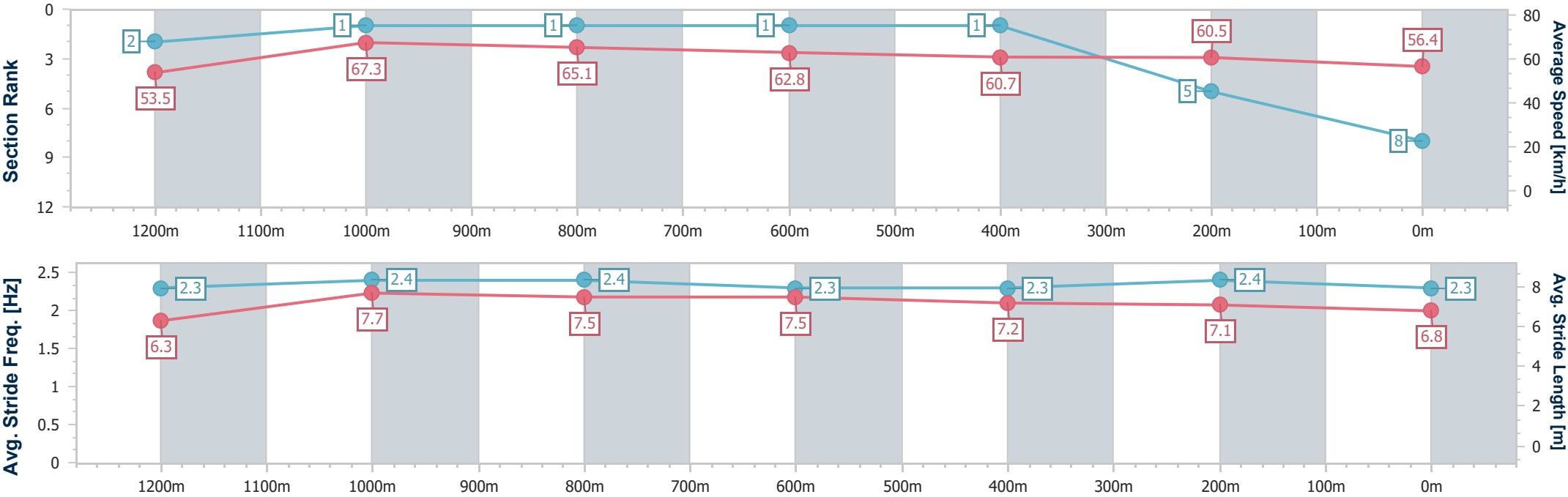


Eagle Farm Professional
Race 7: CELEBRATING 160 YEARS OF EAGLE FARM OPEN
Handicap - 1400m
30 August 2025 - 15:23
Track Rating: Good 3, Weather: Fine, Rail Position: +0.5m Entire



BRISBANE
RACING CLUB

Section	Overall	1200m	1000m	800m	600m	400m	200m						
Section Times	1:23.20 [8] (0:13.47)	1:09.73 [2] (0:10.70)	0:59.03 [1] (0:11.11)	0:47.92 [1] (0:11.43)	0:36.49 [1] (0:11.83)	0:24.66 [1] (0:11.93)	0:12.73 [5] (0:12.73)						
Average Speed [km/h]	53.5	67.3	65.1	62.8	60.7	60.5	56.4						
Top Speed [km/h]	67.5	68.2	66.4	64.4	62.3	62.8	58.2						
Avg. Dist. to Rail [m]	4.0	1.6	0.8	0.5	0.7	0.8	1.4						
Avg. Stride Freq. [Hz]	2.3	2.4	2.4	2.3	2.3	2.4	2.3						
Avg. Stride Length [m]	6.3	7.7	7.5	7.5	7.2	7.1	6.8						





Eagle Farm Professional

Race 8: XXXX BENCHMARK 78 Handicap - 1400m

30 August 2025 - 16:05



BRISBANE
RACING CLUB

Track Rating: Good 3, Weather: Fine, Rail Position: +0.5m Entire

Section						Overall	1200m	1000m	800m	600m	400m	Last 600m	
Field Times						1:22.77 (0:13.75)	1:09.02 (0:11.49)	0:57.53 (0:11.81)	0:45.72 (0:11.74)	0:33.98 (0:11.38)	0:22.60 (0:11.03)	0:33.98	
Rank	TAB	Horse/Jockey	Barrier	Top Speed [km/h]	Fastest Section								Distance Travelled [m]
1	1	MAGNATEAR	3	66.1	0:11.03	1:22.77 [1]	1:09.02 [1]	0:57.53 [1]	0:45.72 [1]	0:33.98 [1]	0:22.60 [1]	0:33.98	
		Jasper Franklin		400m	400m	(0:13.75)	(0:11.49)	(0:11.81)	(0:11.74)	(0:11.38)	(0:11.03)		
2	16	ALECTRONA	4	67.2	0:10.85	1:23.12 [2]	1:09.14 [3]	0:57.59 [3]	0:45.65 [3]	0:33.92 [3]	0:22.69 [3]	0:33.92 +2	
		Martin Harley		400m	400m	(0:13.98)	(0:11.55)	(0:11.94)	(0:11.73)	(0:11.23)	(0:10.85)		
3	10	BLAZEN BOOTS	8	65.4	0:11.13	1:23.48 [3]	1:09.56 [2]	0:58.07 [2]	0:46.18 [2]	0:34.49 [2]	0:23.14 [2]	0:34.49 +0	
		Ben Thompson		400m	400m	(0:13.92)	(0:11.49)	(0:11.89)	(0:11.69)	(0:11.35)	(0:11.13)		
4	13	SULTRY SIREN	10	65.9	0:11.03	1:23.59 [4]	1:09.15 [6]	0:57.49 [7]	0:45.59 [7]	0:33.91 [7]	0:22.88 [4]	0:33.91 -7	
		Taylor Marshall		400m	600m	(0:14.44)	(0:11.66)	(0:11.90)	(0:11.68)	(0:11.03)	(0:11.03)		
5	11	VICTORY COMMAND	1	65.4	0:11.15	1:23.77 [5]	1:09.52 [4]	0:58.06 [4]	0:46.14 [4]	0:34.34 [4]	0:23.03 [5]	0:34.34 -1	
		Luke Dempsey		400m	400m	(0:14.25)	(0:11.46)	(0:11.92)	(0:11.80)	(0:11.31)	(0:11.15)		
6	8	REDZOUST	7	65.4	0:11.16	1:23.92 [6]	1:09.43 [7]	0:58.00 [6]	0:46.09 [6]	0:34.31 [6]	0:23.05 [7]	0:34.31 +0	
		Cejay Graham		600m	400m	(0:14.49)	(0:11.43)	(0:11.91)	(0:11.78)	(0:11.26)	(0:11.16)		
7	3	DREAM HOUR	11	67.3	0:10.97	1:24.04 [7]	1:09.35 [8]	0:57.80 [9]	0:45.77 [9]	0:34.05 [9]	0:22.90 [9]	0:34.05 +2	
		Andrew Mallyon		400m	400m	(0:14.69)	(0:11.55)	(0:12.03)	(0:11.72)	(0:11.15)	(0:10.97)		
8	15	BECAMO	9	66.6	0:11.03	1:24.06 [8]	1:09.34 [9]	0:57.83 [8]	0:45.95 [8]	0:34.14 [8]	0:23.11 [8]	0:34.14 +0	
		Heavelon Van		600m	600m	(0:14.72)	(0:11.51)	(0:11.88)	(0:11.81)	(0:11.03)	(0:11.07)		
9	18	SPRAY GUN	2	64.9	0:11.24	1:24.35 [9]	1:10.07 [5]	0:58.47 [5]	0:46.59 [5]	0:34.91 [5]	0:23.59 [6]	0:34.91 +3	
		Damien Thornton		600m	400m	(0:14.28)	(0:11.60)	(0:11.88)	(0:11.68)	(0:11.32)	(0:11.24)		
10	5	TONNEOFGRIT	12	66.3	0:11.05	1:24.42 [10]	1:09.45 [10]	0:57.92 [10]	0:46.01 [10]	0:34.26 [10]	0:23.14 [10]	0:34.26 +1	
		Jag Guthmann-Chester		400m	400m	(0:14.97)	(0:11.53)	(0:11.91)	(0:11.75)	(0:11.12)	(0:11.05)		

Did Not Finish: Kaizad (#6)

Scratched: Bullion Boy (#2), Code In Time (#12), Caspernova (#9), Toesonthenose (#4), Flywheel (#17), Keitel (#7), Singer Sargent (#19), Liberty Steps (#14)



Eagle Farm Professional

Race 8: XXXX BENCHMARK 78 Handicap - 1400m

30 August 2025 - 16:05



BRISBANE
RACING CLUB

Track Rating: Good 3, Weather: Fine, Rail Position: +0.5m Entire

Section Field Times				200m 0:11.57 (0:11.57)		Last 600m 0:33.98			
Rank	TAB	Horse/Jockey	Barrier	Top Speed [km/h]	Fastest Section	Margin			Distance Travelled [m]
1	1	MAGNATEAR	3	66.1	0:11.03	0:11.57 [1]	1:22.77		0:33.98
		Jasper Franklin		400m	400m	(0:11.57)			
2	16	ALECTRONA	4	67.2	0:10.85	0:11.84 [2]	2.06L		0:33.92 +2
		Martin Harley		400m	400m	(0:11.84)			
3	10	BLAZEN BOOTS	8	65.4	0:11.13	0:12.01 [3]	4.21L		0:34.49 +0
		Ben Thompson		400m	400m	(0:12.01)			
4	13	SULTRY SIREN	10	65.9	0:11.03	0:11.85 [4]	4.82L		0:33.91 -7
		Taylor Marshall		400m	600m	(0:11.85)			
5	11	VICTORY COMMAND	1	65.4	0:11.15	0:11.88 [5]	5.89L		0:34.34 -1
		Luke Dempsey		400m	400m	(0:11.88)			
6	8	REDZOUST	7	65.4	0:11.16	0:11.89 [8]	6.8L		0:34.31 +0
		Cejay Graham		600m	400m	(0:11.89)			
7	3	DREAM HOUR	11	67.3	0:10.97	0:11.93 [9]	7.47L		0:34.05 +2
		Andrew Mallyon		400m	400m	(0:11.93)			
8	15	BECAMO	9	66.6	0:11.03	0:12.04 [7]	7.63L		0:34.14 +0
		Heavelon Van		600m	600m	(0:12.04)			
9	18	SPRAY GUN	2	64.9	0:11.24	0:12.35 [6]	9.3L		0:34.91 +3
		Damien Thornton		600m	400m	(0:12.35)			
10	5	TONNEOFGRIT	12	66.3	0:11.05	0:12.09 [10]	9.75L		0:34.26 +1
		Jag Guthmann-Chester		400m	400m	(0:12.09)			

Did Not Finish: Kaizad (#6)

Scratched: Bullion Boy (#2), Code In Time (#12), Caspernova (#9), Toesonthenose (#4), Flywheel (#17), Keitel (#7), Singer Sargent (#19), Liberty Steps (#14)

Report Created: Sat 30 August 2025 16:46 GMT+1 (Note: Timing is based on position data)

Page 2/13

[] Ranking at each section and finish
-:-:- No data available at this section
NA No data available

SCN Saddle cloth number
DNF Did not finish
DNT Did not track

data processed by  TRIPLESDATA



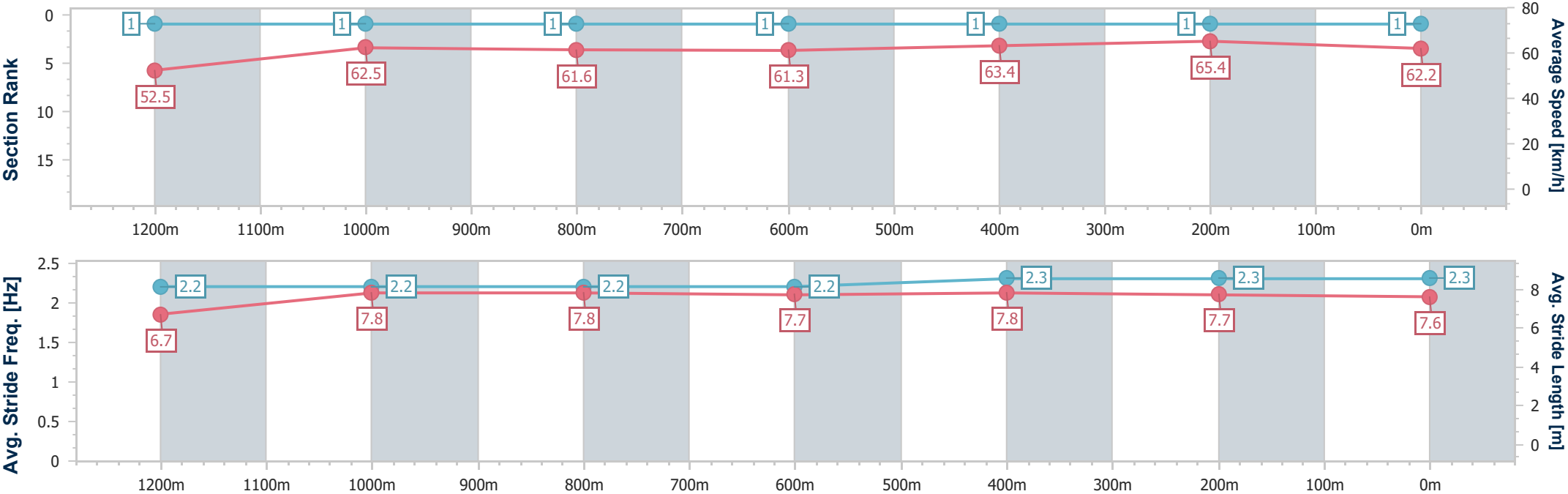
Horse/Jockey Name	Magnatear
Final Rank	1
Fastest Section Time (Section)	0:11.03 (400m)
Top Speed [km/h] (Section)	66.1 (400m)
Race State	Finished



Eagle Farm Professional
Race 8: XXXX BENCHMARK 78 Handicap - 1400m
30 August 2025 - 16:05
Track Rating: Good 3, Weather: Fine, Rail Position: +0.5m Entire



Section	Overall	1200m	1000m	800m	600m	400m	200m						
Section Times	1:22.77 [1] (0:13.75)	1:09.02 [1] (0:11.49)	0:57.53 [1] (0:11.81)	0:45.72 [1] (0:11.74)	0:33.98 [1] (0:11.38)	0:22.60 [1] (0:11.03)	0:11.57 [1] (0:11.57)						
Average Speed [km/h]	52.5	62.5	61.6	61.3	63.4	65.4	62.2						
Top Speed [km/h]	64.4	63.9	62.2	62.8	65.1	66.1	65.1						
Avg. Dist. to Rail [m]	3.8	2.0	1.5	0.6	0.4	3.8	4.1						
Avg. Stride Freq. [Hz]	2.2	2.2	2.2	2.2	2.3	2.3	2.3						
Avg. Stride Length [m]	6.7	7.8	7.8	7.7	7.8	7.7	7.6						



[] Ranking at each section and finish
-.-.- No data available at this section
NA No data available



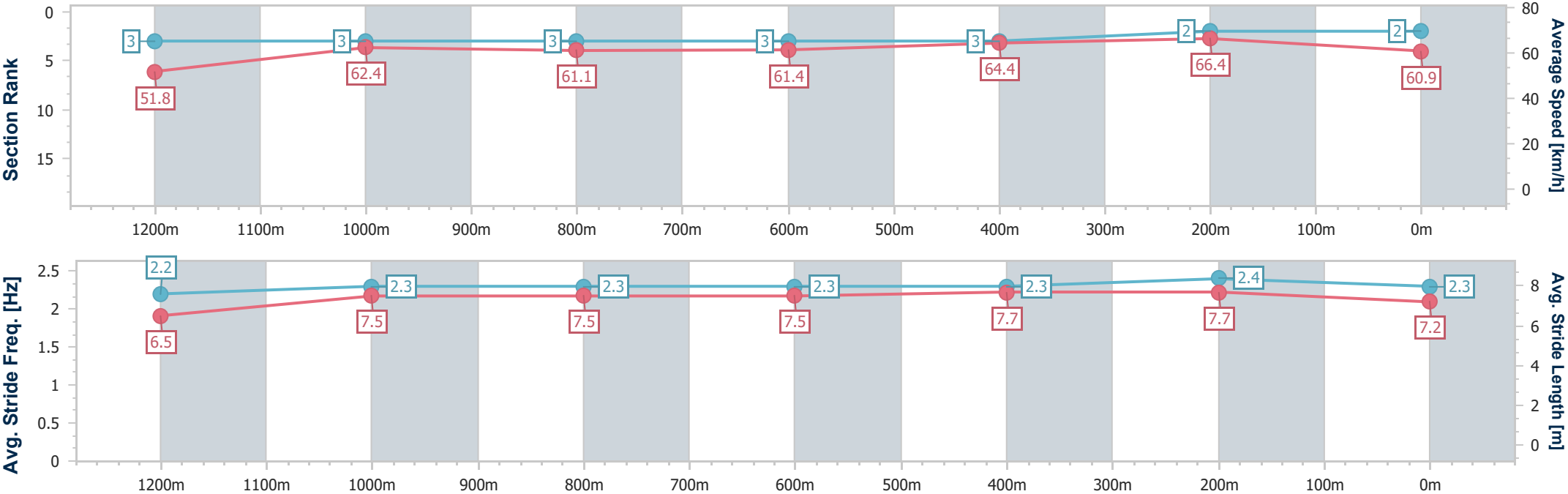
Horse/Jockey Name	Alectrona
Final Rank	2
Fastest Section Time (Section)	0:10.85 (400m)
Top Speed [km/h] (Section)	67.2 (400m)
Race State	Finished



Eagle Farm Professional
Race 8: XXXX BENCHMARK 78 Handicap - 1400m
30 August 2025 - 16:05
Track Rating: Good 3, Weather: Fine, Rail Position: +0.5m Entire



Section	Overall	1200m	1000m	800m	600m	400m	200m						
Section Times	1:23.12 [2] (0:13.98)	1:09.14 [3] (0:11.55)	0:57.59 [3] (0:11.94)	0:45.65 [3] (0:11.73)	0:33.92 [3] (0:11.23)	0:22.69 [3] (0:10.85)	0:11.84 [2] (0:11.84)						
Average Speed [km/h]	51.8	62.4	61.1	61.4	64.4	66.4	60.9						
Top Speed [km/h]	64.0	63.9	61.7	63.7	66.2	67.2	64.5						
Avg. Dist. to Rail [m]	5.4	3.2	2.3	0.9	1.0	7.4	7.6						
Avg. Stride Freq. [Hz]	2.2	2.3	2.3	2.3	2.3	2.4	2.3						
Avg. Stride Length [m]	6.5	7.5	7.5	7.5	7.7	7.7	7.2						



[] Ranking at each section and finish
-.-.- No data available at this section
NA No data available



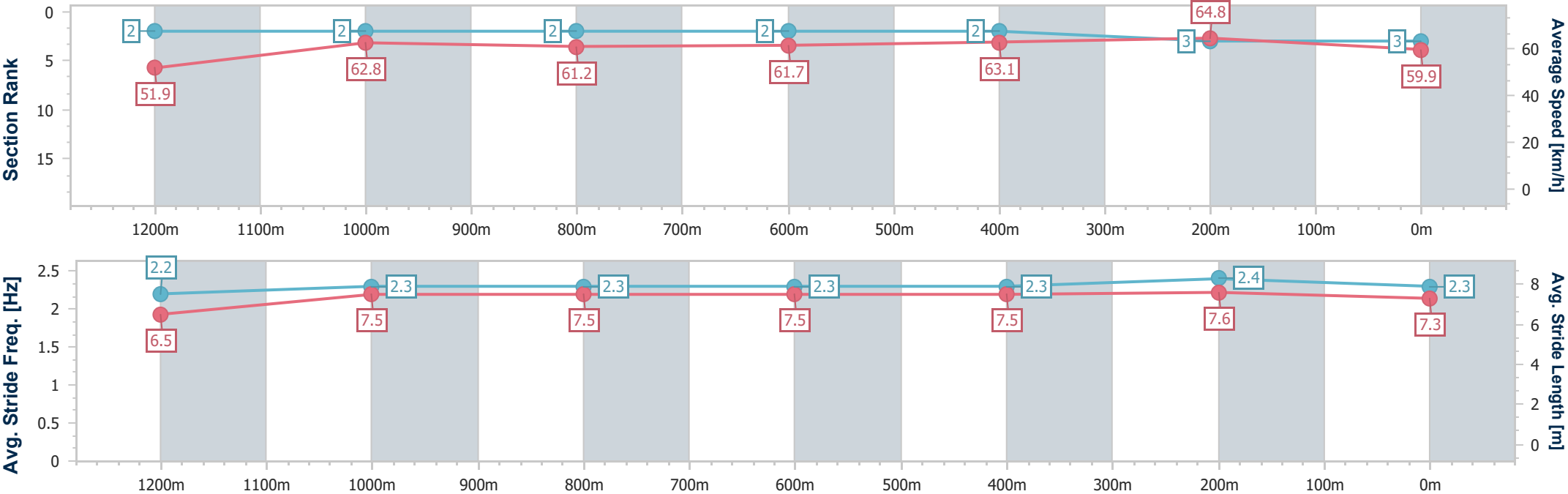
Horse/Jockey Name	Blazen Boots
Final Rank	3
Fastest Section Time (Section)	0:11.13 (400m)
Top Speed [km/h] (Section)	65.4 (400m)
Race State	Finished



Eagle FarmProfessional
Race 8: XXXX BENCHMARK 78 Handicap - 1400m
30 August 2025 - 16:05
Track Rating: Good 3, Weather: Fine, Rail Position: +0.5m Entire



Section	Overall	1200m	1000m	800m	600m	400m	200m						
Section Times	1:23.48 [3] (0:13.92)	1:09.56 [2] (0:11.49)	0:58.07 [2] (0:11.89)	0:46.18 [2] (0:11.69)	0:34.49 [2] (0:11.35)	0:23.14 [2] (0:11.13)	0:12.01 [3] (0:12.01)						
Average Speed [km/h]	51.9	62.8	61.2	61.7	63.1	64.8	59.9						
Top Speed [km/h]	64.5	64.1	62.4	62.9	64.8	65.4	62.8						
Avg. Dist. to Rail [m]	7.2	4.4	2.0	0.3	0.7	4.8	6.8						
Avg. Stride Freq. [Hz]	2.2	2.3	2.3	2.3	2.3	2.4	2.3						
Avg. Stride Length [m]	6.5	7.5	7.5	7.5	7.5	7.6	7.3						





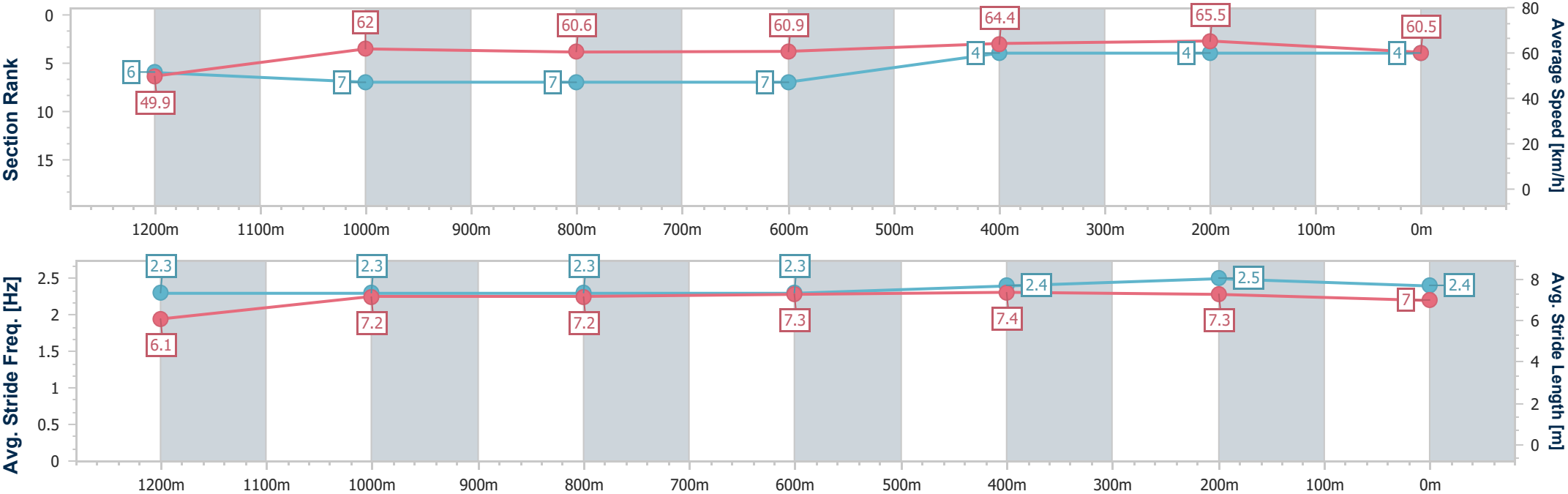
Horse/Jockey Name	Sultry Siren
Final Rank	4
Fastest Section Time (Section)	0:11.03 (600m)
Top Speed [km/h] (Section)	65.9 (400m)
Race State	Finished



Eagle FarmProfessional
Race 8: XXXX BENCHMARK 78 Handicap - 1400m
30 August 2025 - 16:05
Track Rating: Good 3, Weather: Fine, Rail Position: +0.5m Entire



Section	Overall	1200m	1000m	800m	600m	400m	200m						
Section Times	1:23.59 [4] (0:14.44)	1:09.15 [6] (0:11.66)	0:57.49 [7] (0:11.90)	0:45.59 [7] (0:11.68)	0:33.91 [7] (0:11.03)	0:22.88 [4] (0:11.03)	0:11.85 [4] (0:11.85)						
Average Speed [km/h]	49.9	62.0	60.6	60.9	64.4	65.5	60.5						
Top Speed [km/h]	62.4	62.7	61.0	62.8	65.8	65.9	64.0						
Avg. Dist. to Rail [m]	6.0	2.0	0.7	2.2	2.7	6.4	8.1						
Avg. Stride Freq. [Hz]	2.3	2.3	2.3	2.3	2.4	2.5	2.4						
Avg. Stride Length [m]	6.1	7.2	7.2	7.3	7.4	7.3	7.0						



[] Ranking at each section and finish
-.-.- No data available at this section
NA No data available



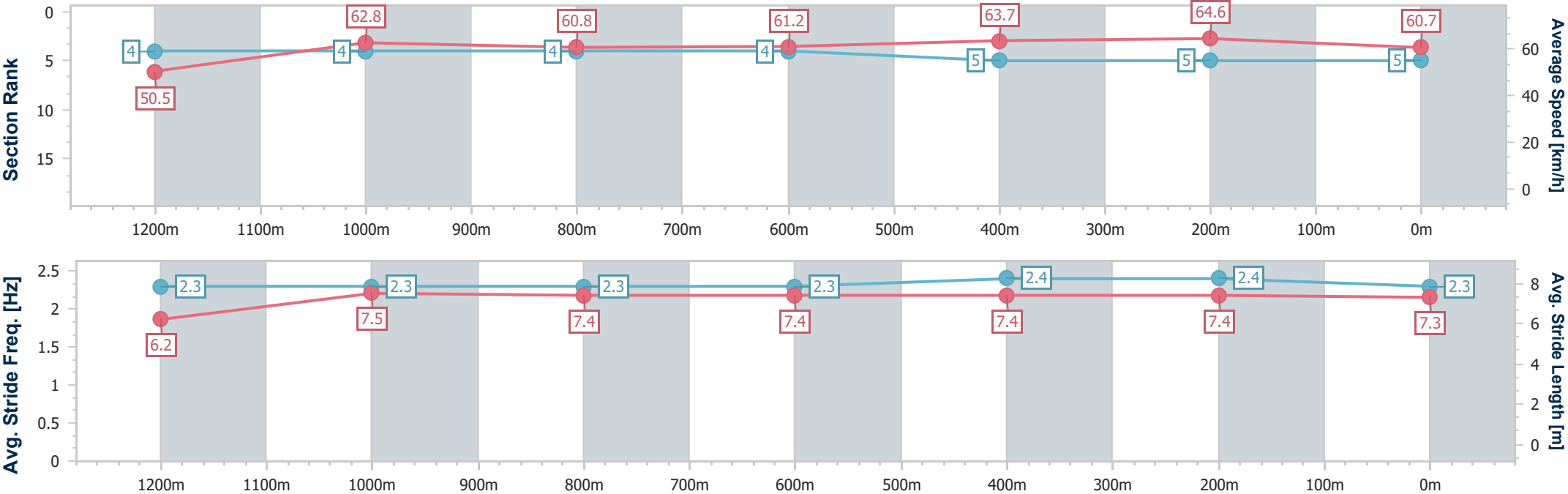
Horse/Jockey Name	Victory Command
Final Rank	5
Fastest Section Time (Section)	0:11.15 (400m)
Top Speed [km/h] (Section)	65.4 (400m)
Race State	Finished



Eagle FarmProfessional
Race 8: XXXX BENCHMARK 78 Handicap - 1400m
30 August 2025 - 16:05
Track Rating: Good 3, Weather: Fine, Rail Position: +0.5m Entire



Section	Overall	1200m	1000m	800m	600m	400m	200m						
Section Times	1:23.77 [5] (0:14.25)	1:09.52 [4] (0:11.46)	0:58.06 [4] (0:11.92)	0:46.14 [4] (0:11.80)	0:34.34 [4] (0:11.31)	0:23.03 [5] (0:11.15)	0:11.88 [5] (0:11.88)						
Average Speed [km/h]	50.5	62.8	60.8	61.2	63.7	64.6	60.7						
Top Speed [km/h]	63.2	64.1	61.4	62.9	64.7	65.4	63.5						
Avg. Dist. to Rail [m]	2.4	1.7	1.2	0.5	0.4	2.4	2.9						
Avg. Stride Freq. [Hz]	2.3	2.3	2.3	2.3	2.4	2.4	2.3						
Avg. Stride Length [m]	6.2	7.5	7.4	7.4	7.4	7.4	7.3						



[] Ranking at each section and finish
-.-.- No data available at this section
NA No data available



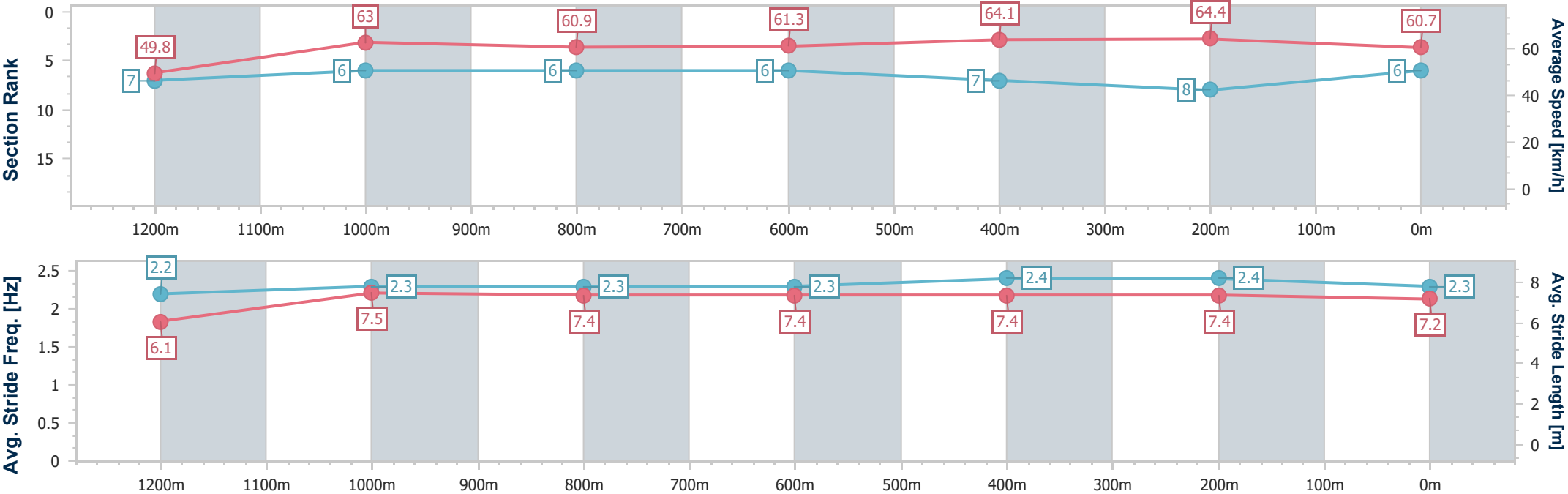
Horse/Jockey Name	Redzoust
Final Rank	6
Fastest Section Time (Section)	0:11.16 (400m)
Top Speed [km/h] (Section)	65.4 (600m)
Race State	Finished



Eagle FarmProfessional
Race 8: XXXX BENCHMARK 78 Handicap - 1400m
30 August 2025 - 16:05
Track Rating: Good 3, Weather: Fine, Rail Position: +0.5m Entire



Section	Overall	1200m	1000m	800m	600m	400m	200m						
Section Times	1:23.92 [6] (0:14.49)	1:09.43 [7] (0:11.43)	0:58.00 [6] (0:11.91)	0:46.09 [6] (0:11.78)	0:34.31 [6] (0:11.26)	0:23.05 [7] (0:11.16)	0:11.89 [8] (0:11.89)						
Average Speed [km/h]	49.8	63.0	60.9	61.3	64.1	64.4	60.7						
Top Speed [km/h]	62.8	64.2	61.3	63.4	65.4	65.3	62.9						
Avg. Dist. to Rail [m]	4.7	2.0	1.5	0.7	0.8	4.9	5.4						
Avg. Stride Freq. [Hz]	2.2	2.3	2.3	2.3	2.4	2.4	2.3						
Avg. Stride Length [m]	6.1	7.5	7.4	7.4	7.4	7.4	7.2						





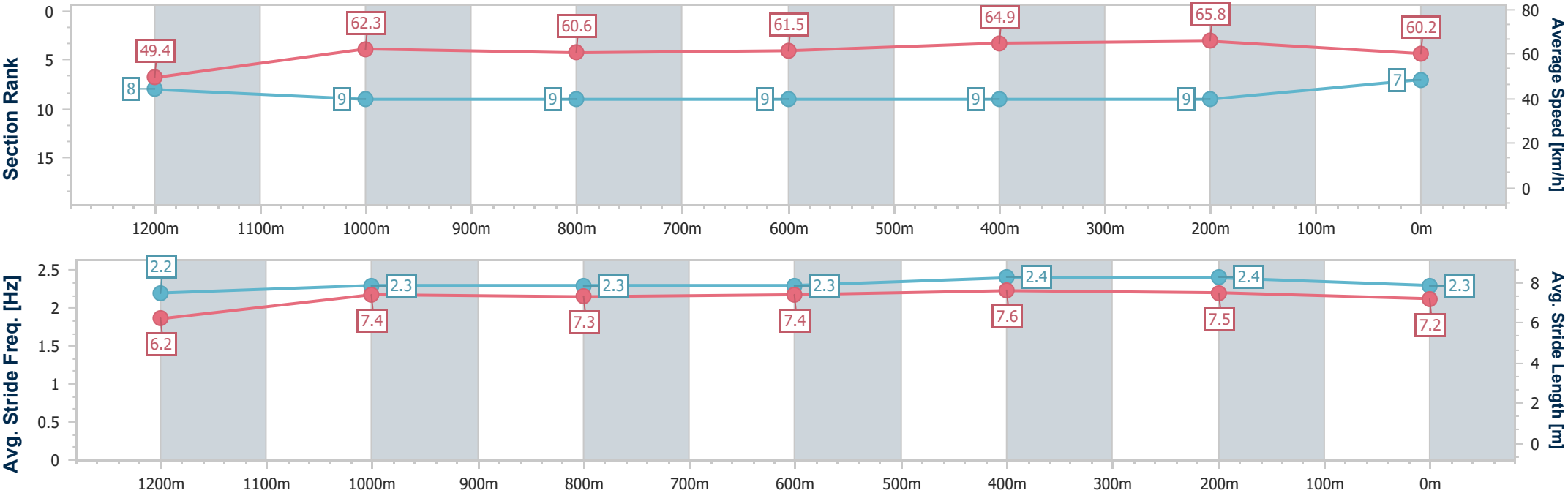
Horse/Jockey Name	Dream Hour
Final Rank	7
Fastest Section Time (Section)	0:10.97 (400m)
Top Speed [km/h] (Section)	67.3 (400m)
Race State	Finished



Eagle Farm Professional
Race 8: XXXX BENCHMARK 78 Handicap - 1400m
30 August 2025 - 16:05
Track Rating: Good 3, Weather: Fine, Rail Position: +0.5m Entire



Section	Overall	1200m	1000m	800m	600m	400m	200m						
Section Times	1:24.04 [7] (0:14.69)	1:09.35 [8] (0:11.55)	0:57.80 [9] (0:12.03)	0:45.77 [9] (0:11.72)	0:34.05 [9] (0:11.15)	0:22.90 [9] (0:10.97)	0:11.93 [9] (0:11.93)						
Average Speed [km/h]	49.4	62.3	60.6	61.5	64.9	65.8	60.2						
Top Speed [km/h]	62.6	63.2	62.0	62.9	66.6	67.3	64.9						
Avg. Dist. to Rail [m]	7.4	3.2	2.3	0.6	1.3	6.6	7.7						
Avg. Stride Freq. [Hz]	2.2	2.3	2.3	2.3	2.4	2.4	2.3						
Avg. Stride Length [m]	6.2	7.4	7.3	7.4	7.6	7.5	7.2						





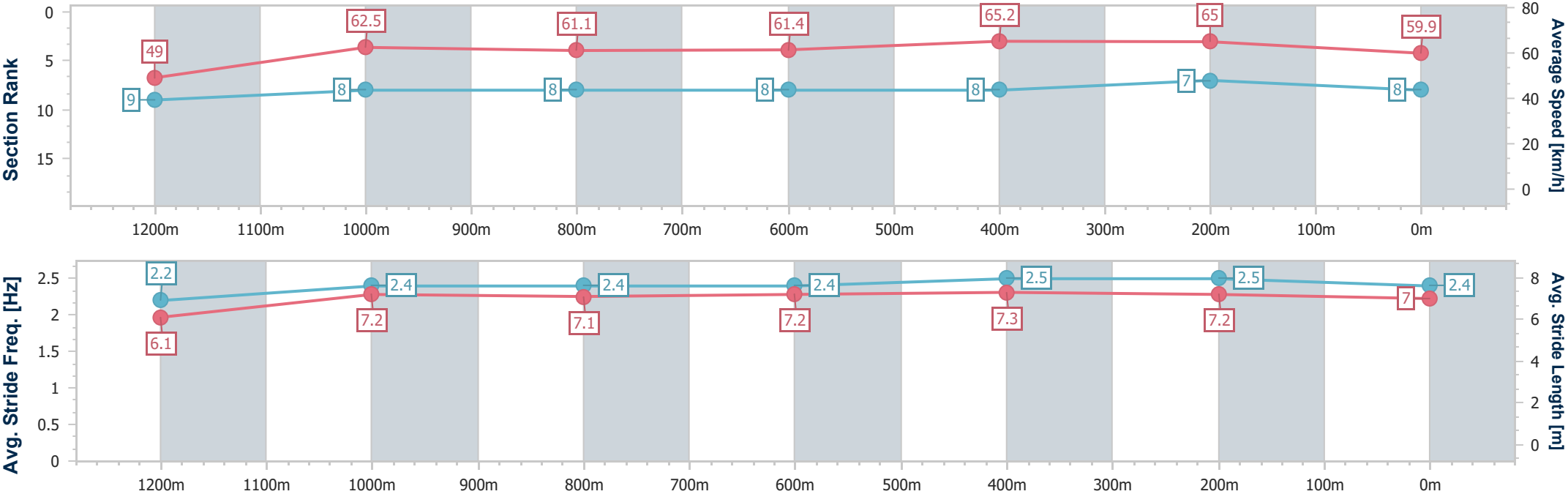
Horse/Jockey Name	Becamo
Final Rank	8
Fastest Section Time (Section)	0:11.03 (600m)
Top Speed [km/h] (Section)	66.6 (600m)
Race State	Finished



Eagle FarmProfessional
Race 8: XXXX BENCHMARK 78 Handicap - 1400m
30 August 2025 - 16:05
Track Rating: Good 3, Weather: Fine, Rail Position: +0.5m Entire



Section	Overall	1200m	1000m	800m	600m	400m	200m						
Section Times	1:24.06 [8] (0:14.72)	1:09.34 [9] (0:11.51)	0:57.83 [8] (0:11.88)	0:45.95 [8] (0:11.81)	0:34.14 [8] (0:11.03)	0:23.11 [8] (0:11.07)	0:12.04 [7] (0:12.04)						
Average Speed [km/h]	49.0	62.5	61.1	61.4	65.2	65.0	59.9						
Top Speed [km/h]	61.9	63.5	61.9	62.7	66.6	66.2	62.2						
Avg. Dist. to Rail [m]	5.8	2.1	1.6	1.5	0.6	2.2	3.6						
Avg. Stride Freq. [Hz]	2.2	2.4	2.4	2.4	2.5	2.5	2.4						
Avg. Stride Length [m]	6.1	7.2	7.1	7.2	7.3	7.2	7.0						





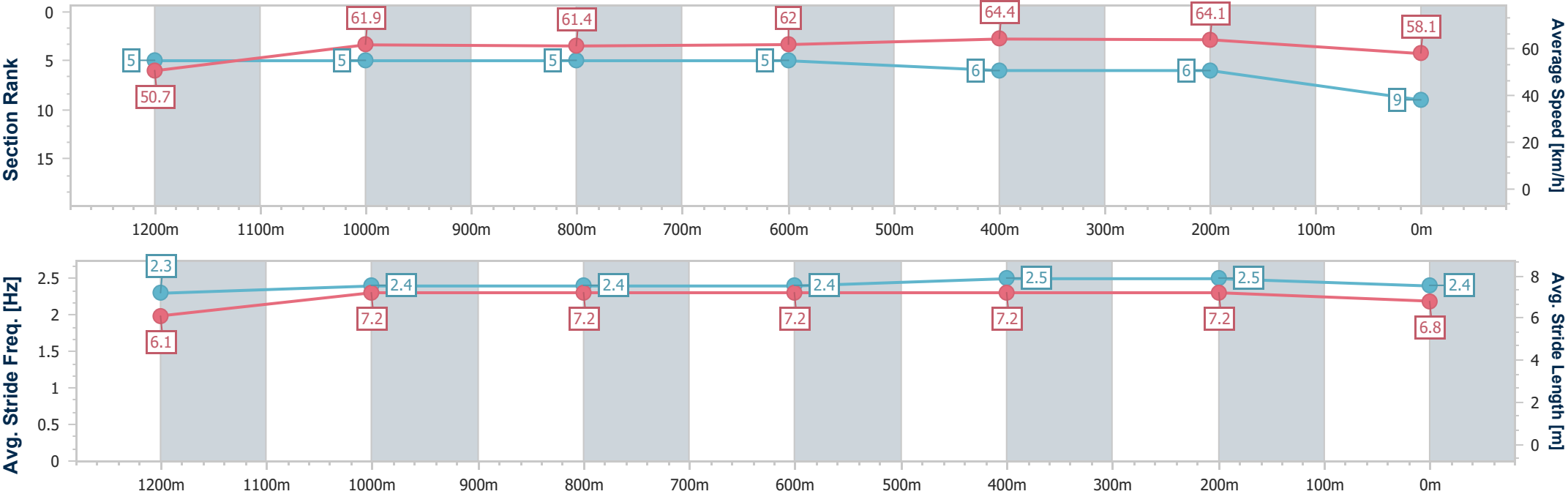
Horse/Jockey Name	Spray Gun
Final Rank	9
Fastest Section Time (Section)	0:11.24 (400m)
Top Speed [km/h] (Section)	64.9 (600m)
Race State	Finished



Eagle Farm Professional
Race 8: XXXX BENCHMARK 78 Handicap - 1400m
30 August 2025 - 16:05
Track Rating: Good 3, Weather: Fine, Rail Position: +0.5m Entire



Section	Overall	1200m	1000m	800m	600m	400m	200m						
Section Times	1:24.35 [9] (0:14.28)	1:10.07 [5] (0:11.60)	0:58.47 [5] (0:11.88)	0:46.59 [5] (0:11.68)	0:34.91 [5] (0:11.32)	0:23.59 [6] (0:11.24)	0:12.35 [6] (0:12.35)						
Average Speed [km/h]	50.7	61.9	61.4	62.0	64.4	64.1	58.1						
Top Speed [km/h]	62.8	62.9	62.6	62.8	64.9	64.7	62.3						
Avg. Dist. to Rail [m]	3.6	3.3	2.2	1.1	2.3	6.9	6.7						
Avg. Stride Freq. [Hz]	2.3	2.4	2.4	2.4	2.5	2.5	2.4						
Avg. Stride Length [m]	6.1	7.2	7.2	7.2	7.2	7.2	6.8						





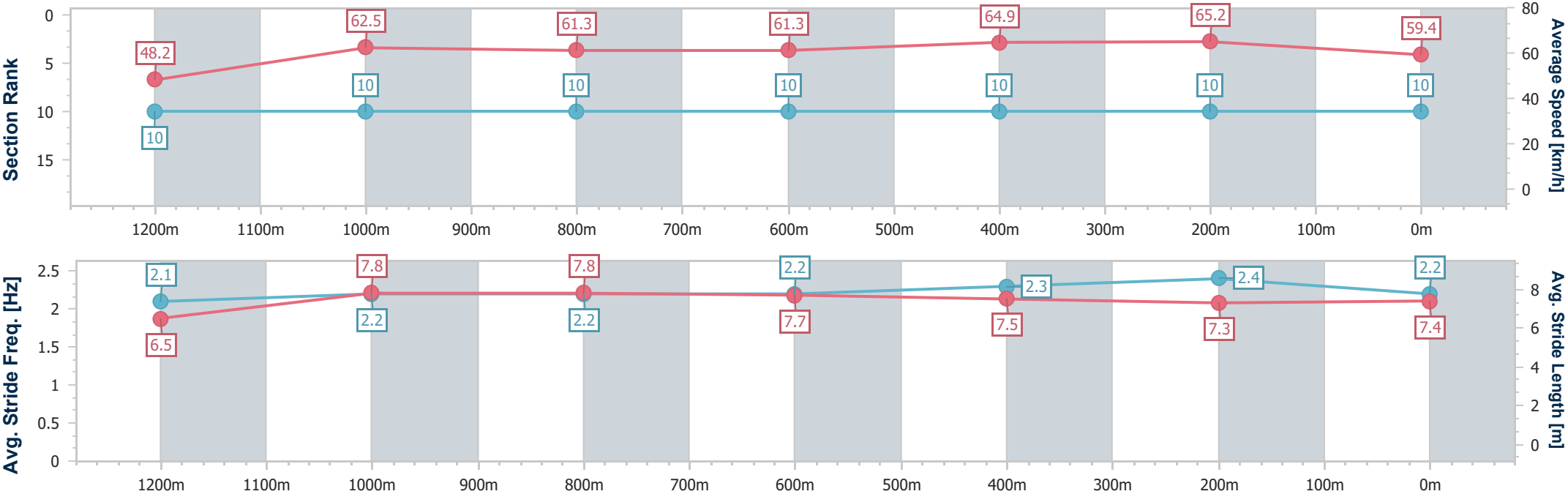
Horse/Jockey Name	Tonneofgrit
Final Rank	10
Fastest Section Time (Section)	0:11.05 (400m)
Top Speed [km/h] (Section)	66.3 (400m)
Race State	Finished



Eagle FarmProfessional
Race 8: XXXX BENCHMARK 78 Handicap - 1400m
30 August 2025 - 16:05
Track Rating: Good 3, Weather: Fine, Rail Position: +0.5m Entire



Section	Overall	1200m	1000m	800m	600m	400m	200m						
Section Times	1:24.42 [10] (0:14.97)	1:09.45 [10] (0:11.53)	0:57.92 [10] (0:11.91)	0:46.01 [10] (0:11.75)	0:34.26 [10] (0:11.12)	0:23.14 [10] (0:11.05)	0:12.09 [10] (0:12.09)						
Average Speed [km/h]	48.2	62.5	61.3	61.3	64.9	65.2	59.4						
Top Speed [km/h]	61.0	63.2	62.1	62.8	65.9	66.3	62.4						
Avg. Dist. to Rail [m]	7.8	2.6	2.2	0.7	0.7	3.8	5.6						
Avg. Stride Freq. [Hz]	2.1	2.2	2.2	2.2	2.3	2.4	2.2						
Avg. Stride Length [m]	6.5	7.8	7.8	7.7	7.5	7.3	7.4						





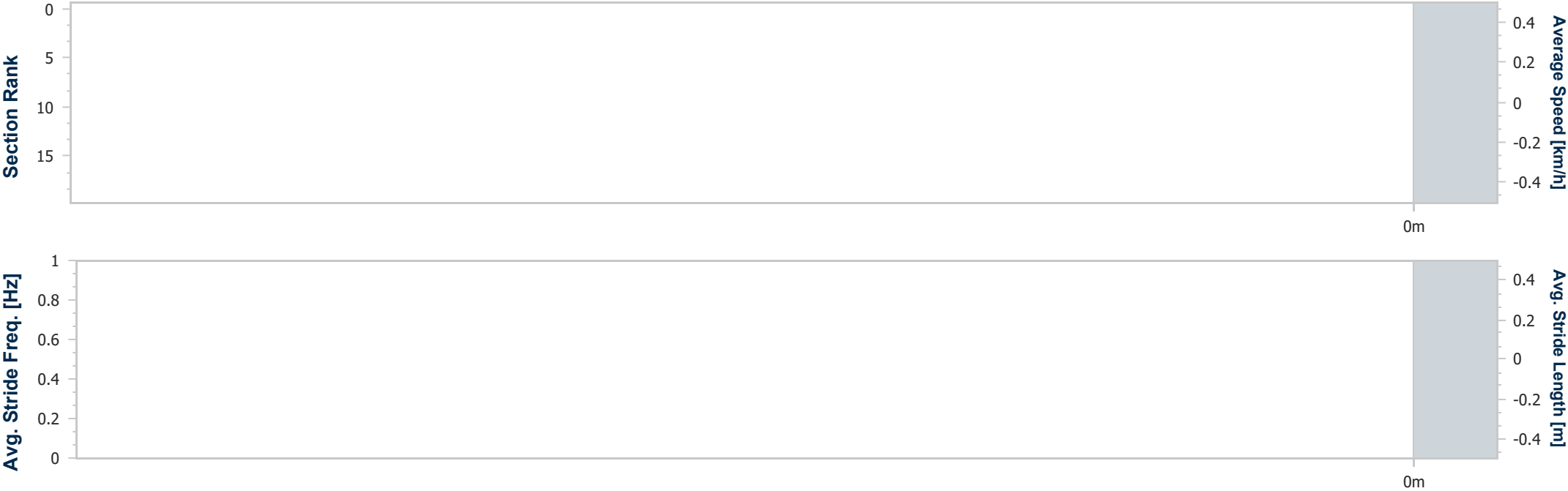
Horse/Jockey Name	Kaizad
Final Rank	-
Fastest Section Time (Section)	0:00.00 (Overall)
Top Speed [km/h] (Section)	--.-
Race State	DidNotFinish



Eagle FarmProfessional
Race 8: XXXX BENCHMARK 78 Handicap - 1400m
30 August 2025 - 16:05
Track Rating: Good 3, Weather: Fine, Rail Position: +0.5m Entire



Section	Overall	1200m	1000m	800m	600m	400m	200m						
Section Times	-:--:--	-:--:--	-:--:--	-:--:--	-:--:--	-:--:--	-:--:--						
Average Speed [km/h]	--.-	--.-	--.-	--.-	--.-	--.-	--.-						
Top Speed [km/h]	--.-	--.-	--.-	--.-	--.-	--.-	--.-						
Avg. Dist. to Rail [m]	-.-	-.-	-.-	-.-	-.-	-.-	-.-						
Avg. Stride Freq. [Hz]	--.-	--.-	--.-	--.-	--.-	--.-	--.-						
Avg. Stride Length [m]	--.-	--.-	--.-	--.-	--.-	--.-	--.-						



- [] Ranking at each section and finish
- :--:-- No data available at this section
- NA No data available



Eagle Farm Professional

Race 9: LADBROKES QUICK MULTI Class 4 Handicap - 1200m

30 August 2025 - 16:38



BRISBANE
RACING CLUB

Track Rating: Good 3, Weather: Fine, Rail Position: +0.5m Entire

Section		Overall				1000m	800m	600m	400m	200m	Last 600m		
Field Times		1:10.09 (0:13.56)				0:56.53 (0:10.83)	0:45.70 (0:11.26)	0:34.44 (0:11.31)	0:23.13 (0:11.08)	0:12.05 (0:12.05)	0:34.44		
Rank	TAB	Horse/Jockey	Barrier	Top Speed [km/h]	Fastest Section						Margin	Distance Travelled [m]	
1	4	OUROBOROS	4	67.8	0:10.83	1:10.09 [1]	0:56.53 [1]	0:45.70 [1]	0:34.44 [1]	0:23.13 [1]	0:12.05 [1]	1:10.09	0:34.44
		Damien Thornton		1000m	1000m	(0:13.56)	(0:10.83)	(0:11.26)	(0:11.31)	(0:11.08)	(0:12.05)		
2	23	SUPER ZAMBONI	11	68.9	0:10.94	1:10.47 [2]	0:55.85 [10]	0:44.91 [10]	0:33.85 [9]	0:22.70 [9]	0:11.74 [6]	2.23L	0:33.85 +6
		Stacey Callow		400m	1000m	(0:14.62)	(0:10.94)	(0:11.06)	(0:11.15)	(0:10.96)	(0:11.74)		
3	2	MONEY TEAM	2	67.2	0:11.02	1:10.52 [3]	0:56.73 [4]	0:45.52 [6]	0:34.18 [6]	0:23.16 [4]	0:12.05 [4]	2.49L	0:34.18 +3
		Ryan Maloney		Overall	600m	(0:13.79)	(0:11.21)	(0:11.34)	(0:11.02)	(0:11.11)	(0:12.05)		
4	22	ENCUBIERTO	7	66.8	0:11.05	1:10.55 [4]	0:56.48 [7]	0:45.39 [7]	0:34.08 [7]	0:22.88 [7]	0:11.83 [5]	2.7L	0:34.08 +4
		Cejay Graham		1000m	400m	(0:14.07)	(0:11.09)	(0:11.31)	(0:11.20)	(0:11.05)	(0:11.83)		
5	12	SHOT OF WHISKEY	3	65.8	0:11.10	1:10.81 [5]	0:57.22 [2]	0:46.12 [3]	0:34.81 [3]	0:23.58 [3]	0:12.34 [3]	4.19L	0:34.81 -2
		Luke Dempsey		1000m	1000m	(0:13.59)	(0:11.10)	(0:11.31)	(0:11.23)	(0:11.24)	(0:12.34)		
6	10	SHOW ME MERCY	9	67.1	0:11.01	1:10.87 [6]	0:57.27 [3]	0:46.26 [2]	0:34.99 [2]	0:23.72 [2]	0:12.45 [2]	4.54L	0:34.99 +5
		Ben Thompson		1000m	1000m	(0:13.60)	(0:11.01)	(0:11.27)	(0:11.27)	(0:11.27)	(0:12.45)		
7	8	I SEE YOU COMING	6	67.1	0:10.94	1:10.94 [7]	0:56.64 [9]	0:45.43 [9]	0:34.22 [10]	0:23.06 [10]	0:12.12 [8]	5L	0:34.22 +0
		Cody Collis		400m	400m	(0:14.30)	(0:11.21)	(0:11.21)	(0:11.16)	(0:10.94)	(0:12.12)		
8	14	FIELD OF MYRTLE	10	66.9	0:11.10	1:11.14 [8]	0:56.96 [8]	0:45.86 [8]	0:34.60 [8]	0:23.46 [8]	0:12.34 [7]	6.16L	0:34.60 +1
		Jake Bayliss		Overall	1000m	(0:14.18)	(0:11.10)	(0:11.26)	(0:11.14)	(0:11.12)	(0:12.34)		
9	20	MAD DARCEY	8	66.9	0:11.17	1:11.58 [9]	0:57.79 [5]	0:46.62 [5]	0:35.32 [4]	0:24.06 [6]	0:12.64 [9]	8.76L	0:35.32 +7
		Heavelon Van		Overall	1000m	(0:13.79)	(0:11.17)	(0:11.30)	(0:11.26)	(0:11.42)	(0:12.64)		
10	16	OPAL FIELDS	1	66.0	0:11.09	1:12.24 [10]	0:58.37 [6]	0:47.28 [4]	0:35.98 [4]	0:24.79 [5]	0:13.12 [10]	12.64L	0:35.98 -2
		Emily Lang		1000m	1000m	(0:13.87)	(0:11.09)	(0:11.30)	(0:11.19)	(0:11.67)	(0:13.12)		

Scratched: Daytona (#6), Connewarre (#21), La Cometa (#11), Shalailed (#1), Without Parallel (#13), Born Fearless (#24), Mount Fuji (#19), Defiant Spirit (#7), Treporti (#9), Caspernova (#5), Desiah (#15), Run



Horse/Jockey Name	Ouroboros
Final Rank	1
Fastest Section Time (Section)	0:10.83 (1000m)
Top Speed [km/h] (Section)	67.8 (1000m)
Race State	Finished

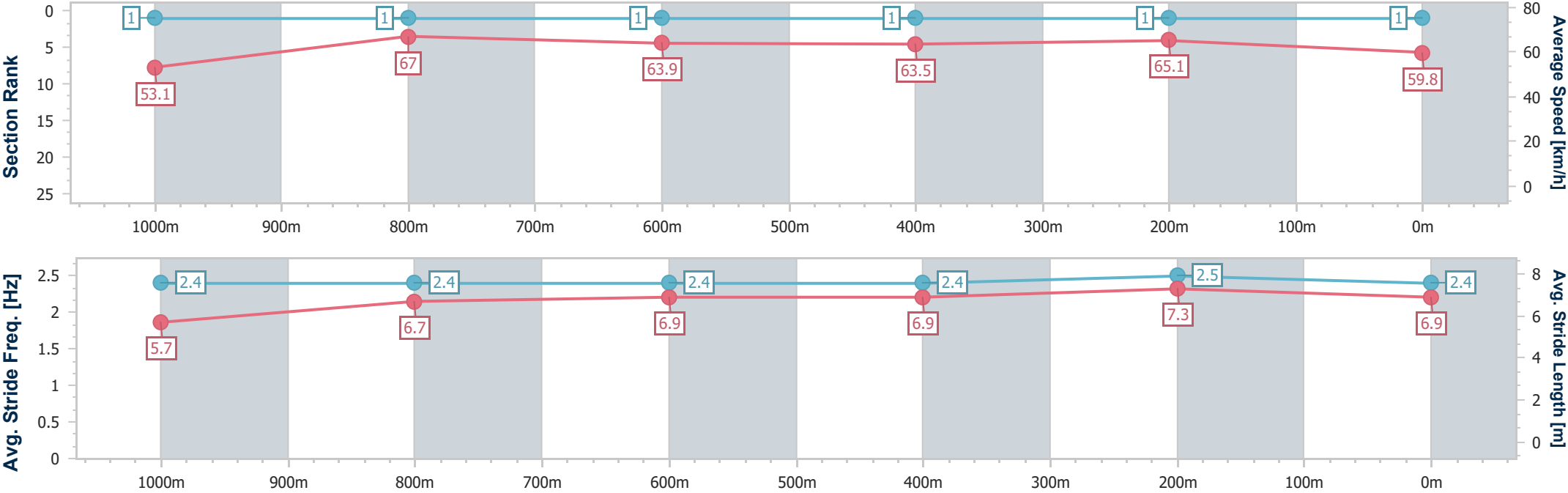


Eagle FarmProfessional
Race 9: LADBROKES QUICK MULTI Class 4 Handicap - 1200m
30 August 2025 - 16:38
Track Rating: Good 3, Weather: Fine, Rail Position: +0.5m Entire



BRISBANE
RACING CLUB

Section	Overall	1000m	800m	600m	400m	200m								
Section Times	1:10.09 [1] (0:13.56)	0:56.53 [1] (0:10.83)	0:45.70 [1] (0:11.26)	0:34.44 [1] (0:11.31)	0:23.13 [1] (0:11.08)	0:12.05 [1] (0:12.05)								
Average Speed [km/h]	53.1	67.0	63.9	63.5	65.1	59.8								
Top Speed [km/h]	67.7	67.8	64.3	64.2	65.8	63.5								
Avg. Dist. to Rail [m]	2.7	1.2	0.3	0.3	2.5	2.5								
Avg. Stride Freq. [Hz]	2.4	2.4	2.4	2.4	2.5	2.4								
Avg. Stride Length [m]	5.7	6.7	6.9	6.9	7.3	6.9								



[] Ranking at each section and finish
-.-.- No data available at this section
NA No data available



Horse/Jockey Name	Super Zamboni
Final Rank	2
Fastest Section Time (Section)	0:10.94 (1000m)
Top Speed [km/h] (Section)	68.9 (400m)
Race State	Finished

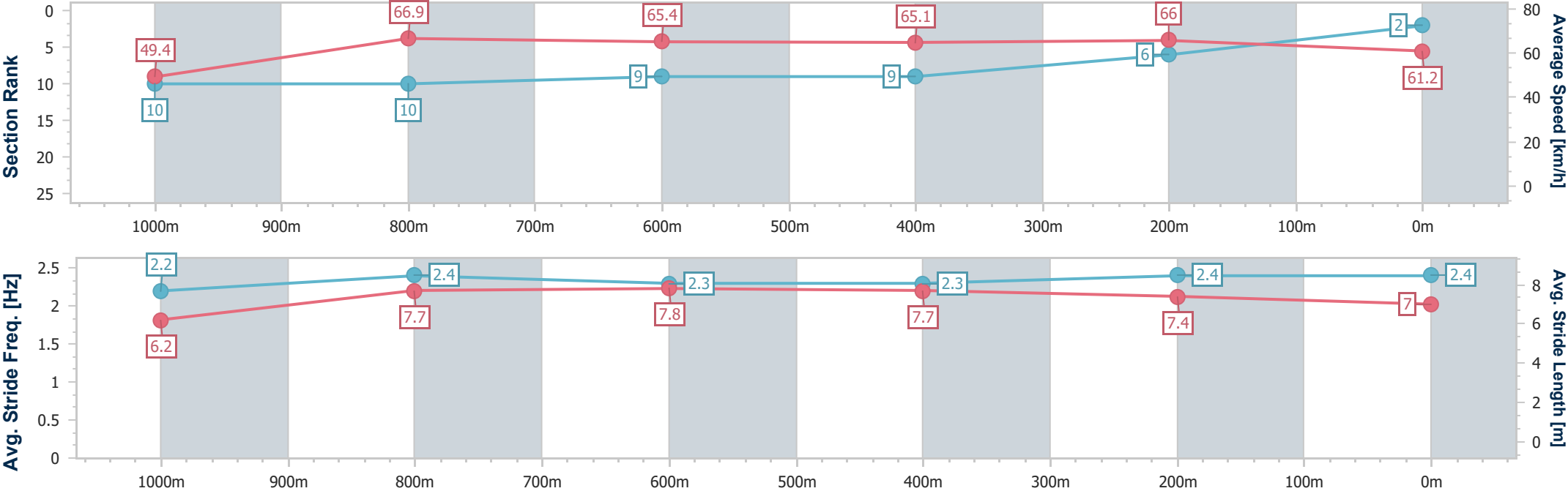


Eagle FarmProfessional
Race 9: LADBROKES QUICK MULTI Class 4 Handicap - 1200m
30 August 2025 - 16:38
Track Rating: Good 3, Weather: Fine, Rail Position: +0.5m Entire



BRISBANE
RACING CLUB

Section	Overall	1000m	800m	600m	400m	200m								
Section Times	1:10.47 [2] (0:14.62)	0:55.85 [10] (0:10.94)	0:44.91 [10] (0:11.06)	0:33.85 [9] (0:11.15)	0:22.70 [9] (0:10.96)	0:11.74 [6] (0:11.74)								
Average Speed [km/h]	49.4	66.9	65.4	65.1	66.0	61.2								
Top Speed [km/h]	66.8	68.1	67.0	66.8	68.9	65.6								
Avg. Dist. to Rail [m]	7.6	2.9	1.4	1.9	7.4	8.8								
Avg. Stride Freq. [Hz]	2.2	2.4	2.3	2.3	2.4	2.4								
Avg. Stride Length [m]	6.2	7.7	7.8	7.7	7.4	7.0								





Horse/Jockey Name	Money Team
Final Rank	3
Fastest Section Time (Section)	0:11.02 (600m)
Top Speed [km/h] (Section)	67.2 (Overall)
Race State	Finished

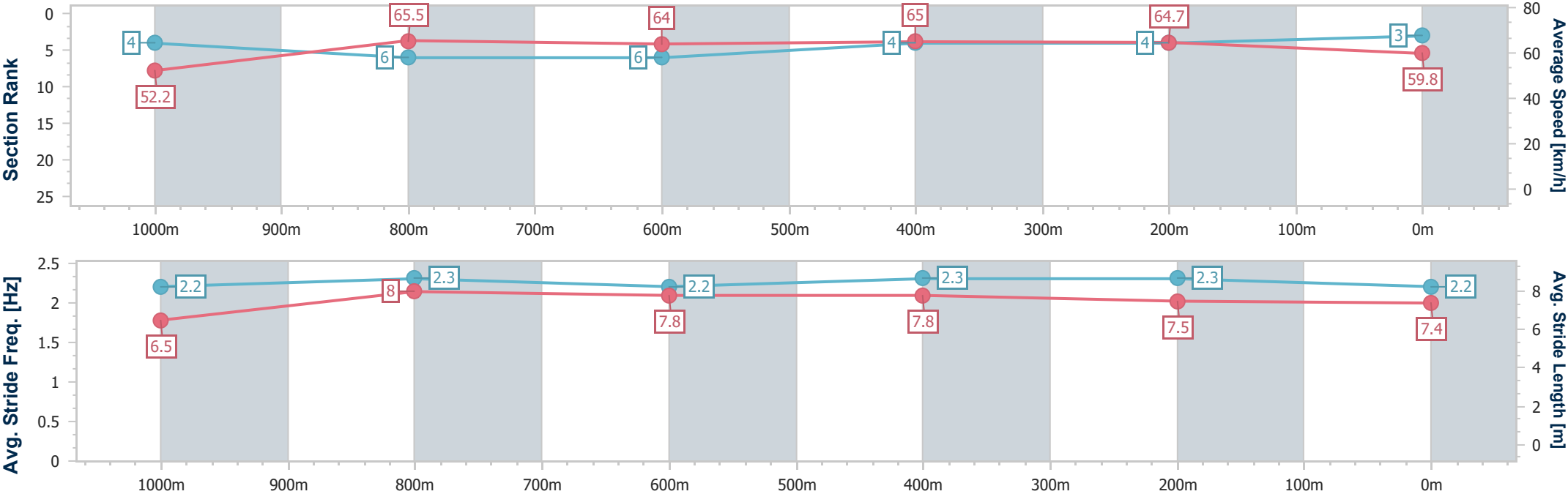


Eagle Farm Professional
Race 9: LADBROKES QUICK MULTI Class 4 Handicap - 1200m
30 August 2025 - 16:38
Track Rating: Good 3, Weather: Fine, Rail Position: +0.5m Entire



BRISBANE
RACING CLUB

Section	Overall	1000m	800m	600m	400m	200m								
Section Times	1:10.52 [3] (0:13.79)	0:56.73 [4] (0:11.21)	0:45.52 [6] (0:11.34)	0:34.18 [6] (0:11.02)	0:23.16 [4] (0:11.11)	0:12.05 [4] (0:12.05)								
Average Speed [km/h]	52.2	65.5	64.0	65.0	64.7	59.8								
Top Speed [km/h]	67.2	66.0	65.4	65.6	65.8	63.2								
Avg. Dist. to Rail [m]	2.1	3.4	2.0	1.4	2.9	3.3								
Avg. Stride Freq. [Hz]	2.2	2.3	2.2	2.3	2.3	2.2								
Avg. Stride Length [m]	6.5	8.0	7.8	7.8	7.5	7.4								



[] Ranking at each section and finish
-.-.- No data available at this section
NA No data available



Horse/Jockey Name	Encubierto
Final Rank	4
Fastest Section Time (Section)	0:11.05 (400m)
Top Speed [km/h] (Section)	66.8 (1000m)
Race State	Finished

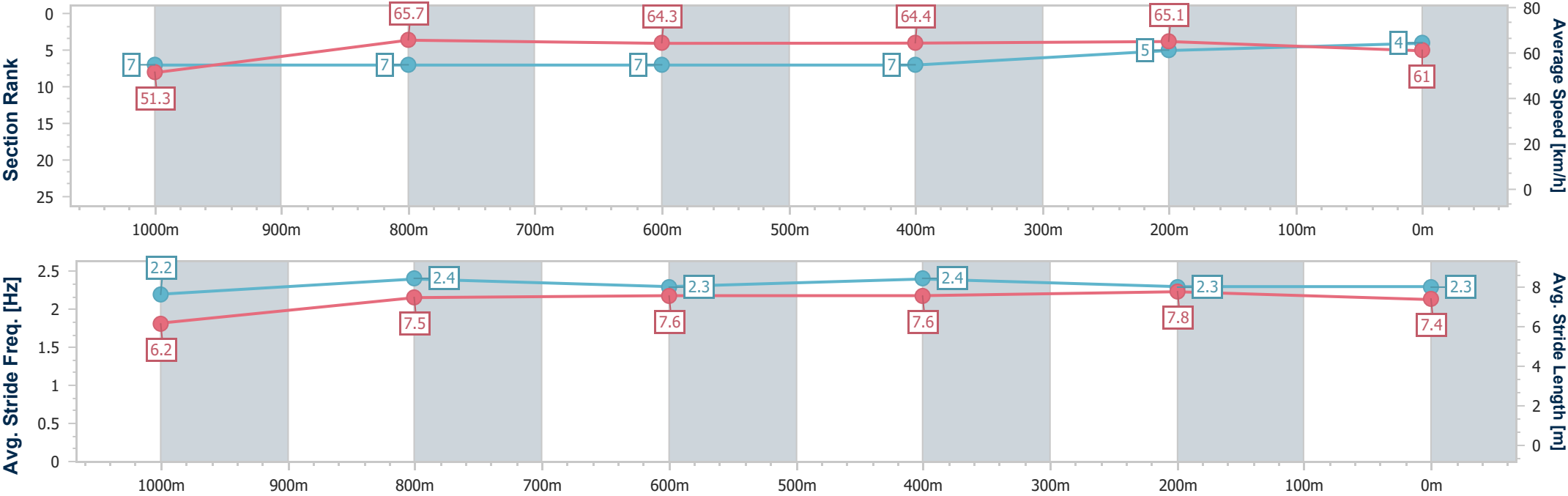


Eagle FarmProfessional
Race 9: LADBROKES QUICK MULTI Class 4 Handicap - 1200m
30 August 2025 - 16:38
Track Rating: Good 3, Weather: Fine, Rail Position: +0.5m Entire



BRISBANE
RACING CLUB

Section	Overall	1000m	800m	600m	400m	200m								
Section Times	1:10.55 [4] (0:14.07)	0:56.48 [7] (0:11.09)	0:45.39 [7] (0:11.31)	0:34.08 [7] (0:11.20)	0:22.88 [7] (0:11.05)	0:11.83 [5] (0:11.83)								
Average Speed [km/h]	51.3	65.7	64.3	64.4	65.1	61.0								
Top Speed [km/h]	66.5	66.8	65.3	65.8	66.8	63.1								
Avg. Dist. to Rail [m]	4.4	2.9	1.4	1.2	5.7	7.4								
Avg. Stride Freq. [Hz]	2.2	2.4	2.3	2.4	2.3	2.3								
Avg. Stride Length [m]	6.2	7.5	7.6	7.6	7.8	7.4								





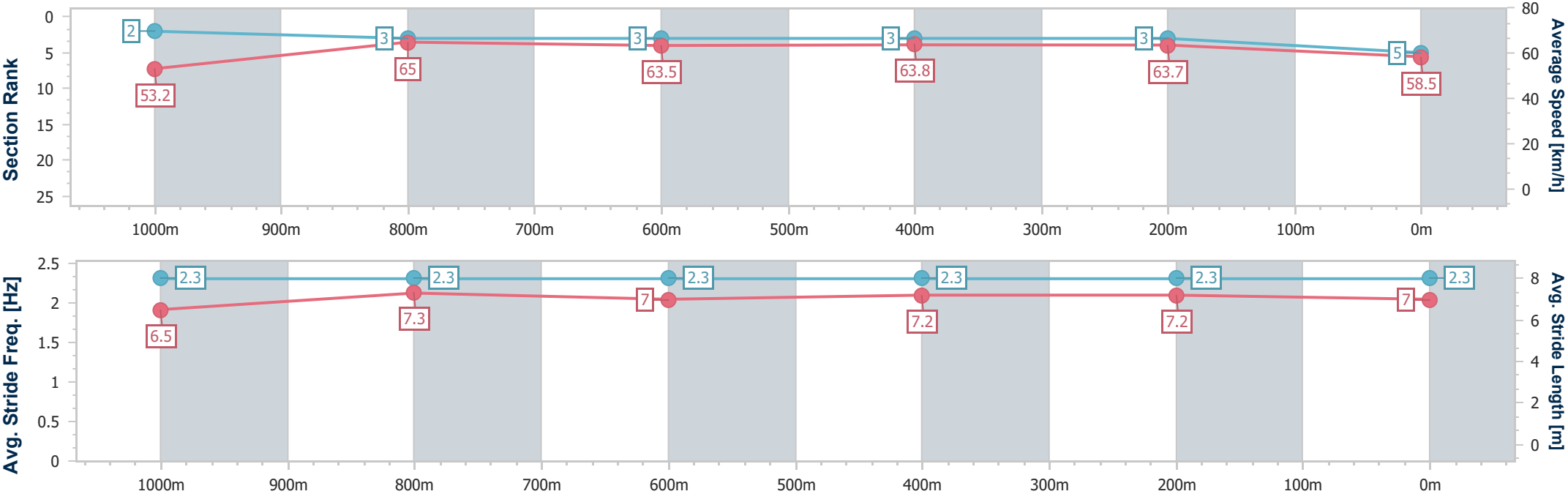
Horse/Jockey Name	Shot Of Whiskey
Final Rank	5
Fastest Section Time (Section)	0:11.10 (1000m)
Top Speed [km/h] (Section)	65.8 (1000m)
Race State	Finished



Eagle FarmProfessional
Race 9: LADBROKES QUICK MULTI Class 4 Handicap - 1200m
30 August 2025 - 16:38
Track Rating: Good 3, Weather: Fine, Rail Position: +0.5m Entire



Section	Overall	1000m	800m	600m	400m	200m							
Section Times	1:10.81 [5] (0:13.59)	0:57.22 [2] (0:11.10)	0:46.12 [3] (0:11.31)	0:34.81 [3] (0:11.23)	0:23.58 [3] (0:11.24)	0:12.34 [3] (0:12.34)							
Average Speed [km/h]	53.2	65.0	63.5	63.8	63.7	58.5							
Top Speed [km/h]	65.8	65.8	64.8	64.3	65.2	61.8							
Avg. Dist. to Rail [m]	1.8	0.7	0.7	1.3	1.1	1.1							
Avg. Stride Freq. [Hz]	2.3	2.3	2.3	2.3	2.3	2.3							
Avg. Stride Length [m]	6.5	7.3	7.0	7.2	7.2	7.0							





Horse/Jockey Name	Show Me Mercy
Final Rank	6
Fastest Section Time (Section)	0:11.01 (1000m)
Top Speed [km/h] (Section)	67.1 (1000m)
Race State	Finished

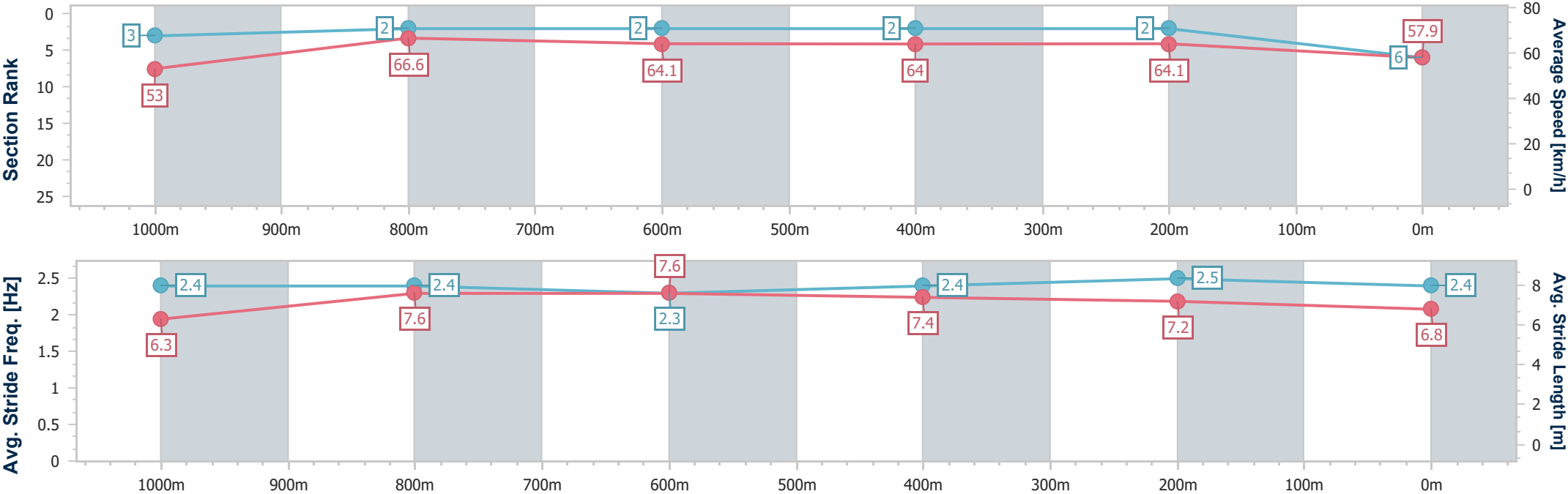


Eagle Farm Professional
Race 9: LADBROKES QUICK MULTI Class 4 Handicap - 1200m
30 August 2025 - 16:38
Track Rating: Good 3, Weather: Fine, Rail Position: +0.5m Entire



BRISBANE
RACING CLUB

Section	Overall	1000m	800m	600m	400m	200m								
Section Times	1:10.87 [6] (0:13.60)	0:57.27 [3] (0:11.01)	0:46.26 [2] (0:11.27)	0:34.99 [2] (0:11.27)	0:23.72 [2] (0:11.27)	0:12.45 [2] (0:12.45)								
Average Speed [km/h]	53.0	66.6	64.1	64.0	64.1	57.9								
Top Speed [km/h]	66.8	67.1	65.5	65.0	65.1	61.8								
Avg. Dist. to Rail [m]	6.3	2.8	1.3	0.8	4.0	3.9								
Avg. Stride Freq. [Hz]	2.4	2.4	2.3	2.4	2.5	2.4								
Avg. Stride Length [m]	6.3	7.6	7.6	7.4	7.2	6.8								





Horse/Jockey Name	I See You Coming
Final Rank	7
Fastest Section Time (Section)	0:10.94 (400m)
Top Speed [km/h] (Section)	67.1 (400m)
Race State	Finished

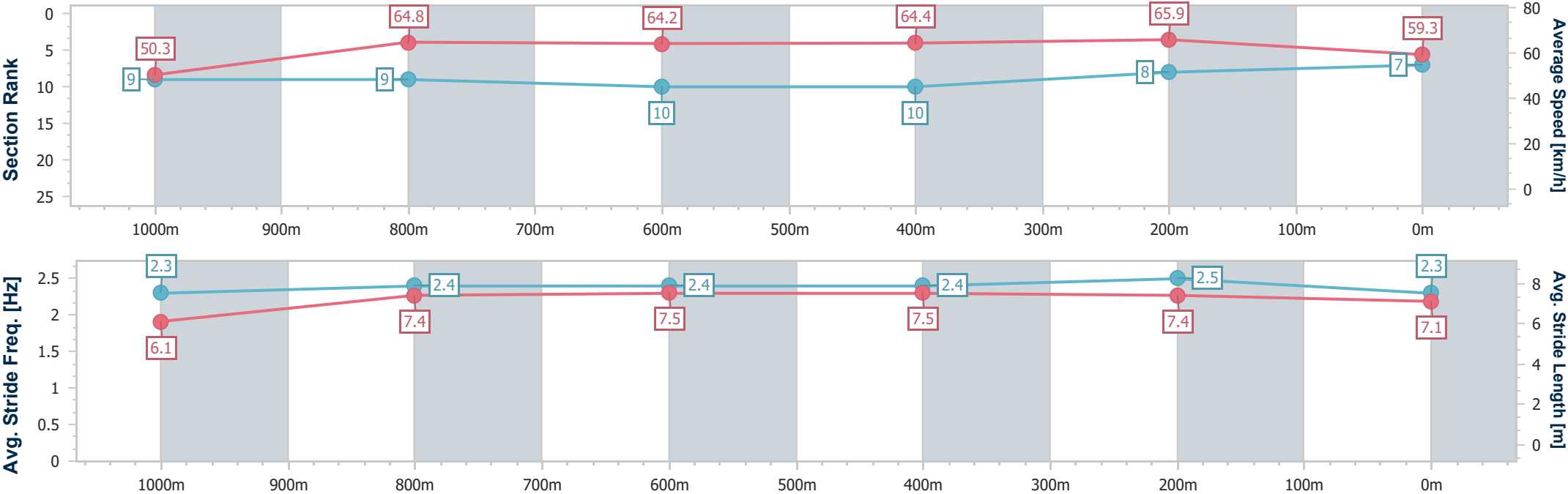


Eagle Farm Professional
Race 9: LADBROKES QUICK MULTI Class 4 Handicap - 1200m
30 August 2025 - 16:38
Track Rating: Good 3, Weather: Fine, Rail Position: +0.5m Entire



BRISBANE
RACING CLUB

Section	Overall	1000m	800m	600m	400m	200m								
Section Times	1:10.94 [7] (0:14.30)	0:56.64 [9] (0:11.21)	0:45.43 [9] (0:11.21)	0:34.22 [10] (0:11.16)	0:23.06 [10] (0:10.94)	0:12.12 [8] (0:12.12)								
Average Speed [km/h]	50.3	64.8	64.2	64.4	65.9	59.3								
Top Speed [km/h]	64.5	66.4	65.7	65.7	67.1	63.9								
Avg. Dist. to Rail [m]	2.6	1.0	0.3	0.6	0.5	0.4								
Avg. Stride Freq. [Hz]	2.3	2.4	2.4	2.4	2.5	2.3								
Avg. Stride Length [m]	6.1	7.4	7.5	7.5	7.4	7.1								



[] Ranking at each section and finish
-.-.- No data available at this section
NA No data available



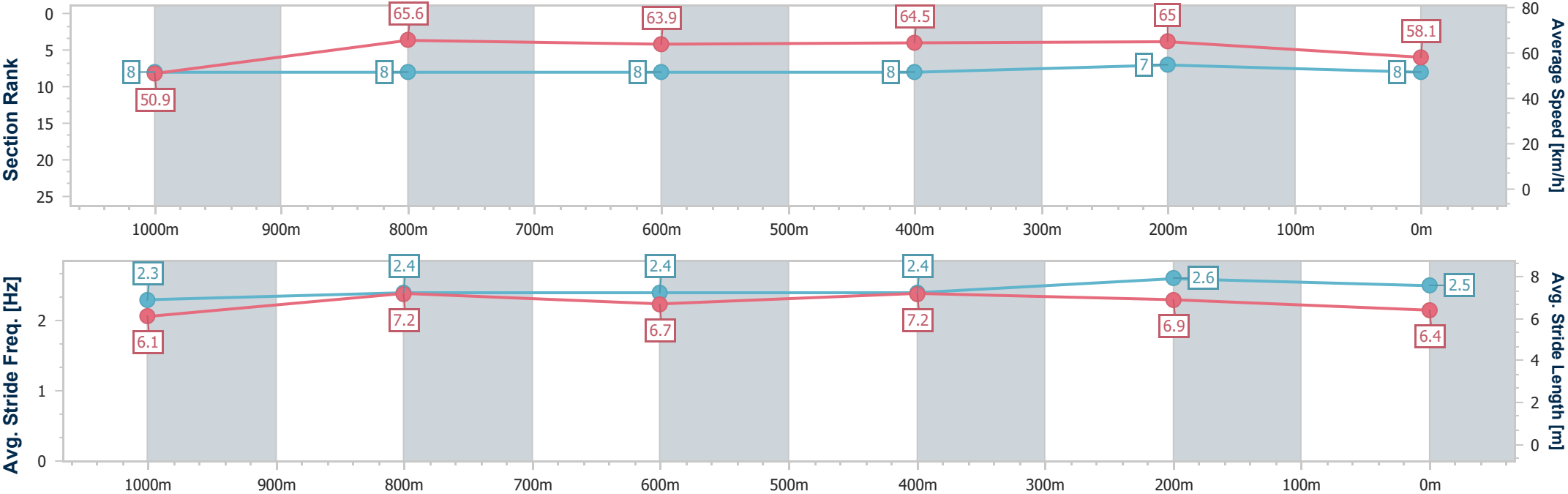
Horse/Jockey Name	Field Of Myrtle
Final Rank	8
Fastest Section Time (Section)	0:11.10 (1000m)
Top Speed [km/h] (Section)	66.9 (Overall)
Race State	Finished



Eagle FarmProfessional
Race 9: LADBROKES QUICK MULTI Class 4 Handicap - 1200m
30 August 2025 - 16:38
Track Rating: Good 3, Weather: Fine, Rail Position: +0.5m Entire



Section	Overall	1000m	800m	600m	400m	200m								
Section Times	1:11.14 [8] (0:14.18)	0:56.96 [8] (0:11.10)	0:45.86 [8] (0:11.26)	0:34.60 [8] (0:11.14)	0:23.46 [8] (0:11.12)	0:12.34 [7] (0:12.34)								
Average Speed [km/h]	50.9	65.6	63.9	64.5	65.0	58.1								
Top Speed [km/h]	66.9	66.7	64.7	65.6	66.0	62.6								
Avg. Dist. to Rail [m]	4.9	2.0	0.5	0.6	2.5	2.9								
Avg. Stride Freq. [Hz]	2.3	2.4	2.4	2.4	2.6	2.5								
Avg. Stride Length [m]	6.1	7.2	6.7	7.2	6.9	6.4								





Horse/Jockey Name	Mad Darcey
Final Rank	9
Fastest Section Time (Section)	0:11.17 (1000m)
Top Speed [km/h] (Section)	66.9 (Overall)
Race State	Finished

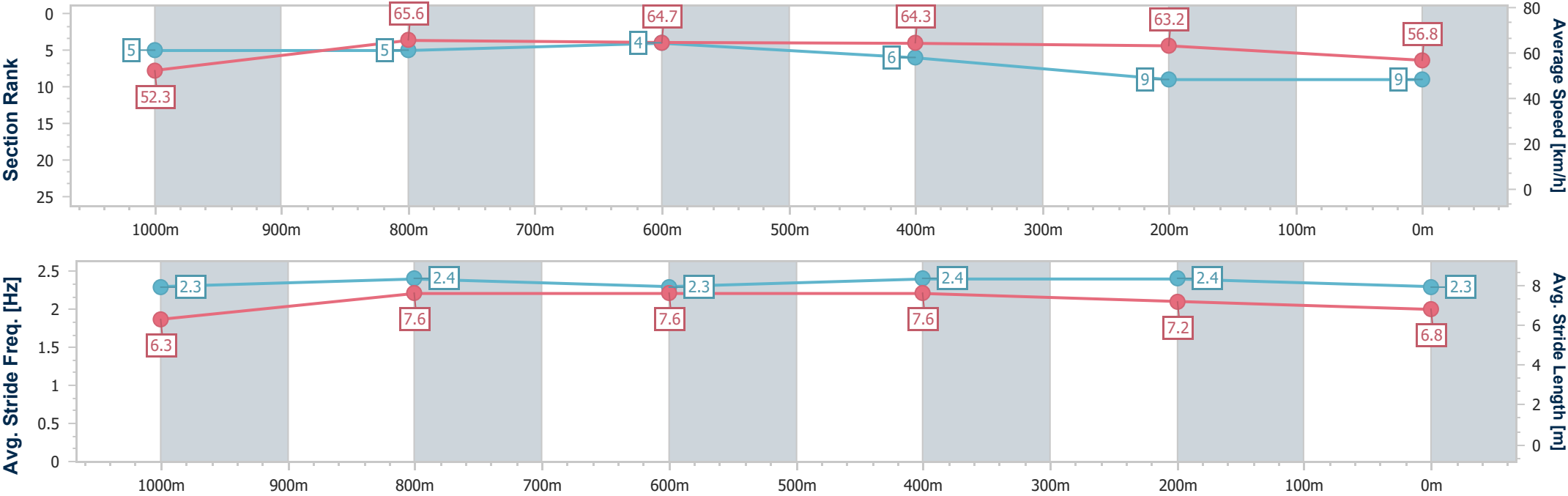


Eagle FarmProfessional
Race 9: LADBROKES QUICK MULTI Class 4 Handicap - 1200m
30 August 2025 - 16:38
Track Rating: Good 3, Weather: Fine, Rail Position: +0.5m Entire



BRISBANE
RACING CLUB

Section	Overall	1000m	800m	600m	400m	200m								
Section Times	1:11.58 [9] (0:13.79)	0:57.79 [5] (0:11.17)	0:46.62 [5] (0:11.30)	0:35.32 [4] (0:11.26)	0:24.06 [6] (0:11.42)	0:12.64 [9] (0:12.64)								
Average Speed [km/h]	52.3	65.6	64.7	64.3	63.2	56.8								
Top Speed [km/h]	66.9	66.5	66.5	65.2	64.3	60.9								
Avg. Dist. to Rail [m]	5.4	3.6	3.0	1.5	6.2	8.1								
Avg. Stride Freq. [Hz]	2.3	2.4	2.3	2.4	2.4	2.3								
Avg. Stride Length [m]	6.3	7.6	7.6	7.6	7.2	6.8								





Horse/Jockey Name	Opal Fields
Final Rank	10
Fastest Section Time (Section)	0:11.09 (1000m)
Top Speed [km/h] (Section)	66.0 (1000m)
Race State	Finished



Eagle FarmProfessional
Race 9: LADBROKES QUICK MULTI Class 4 Handicap - 1200m
30 August 2025 - 16:38
Track Rating: Good 3, Weather: Fine, Rail Position: +0.5m Entire



BRISBANE
RACING CLUB

Section	Overall	1000m	800m	600m	400m	200m								
Section Times	1:12.24 [10] (0:13.87)	0:58.37 [6] (0:11.09)	0:47.28 [4] (0:11.30)	0:35.98 [4] (0:11.19)	0:24.79 [5] (0:11.67)	0:13.12 [10] (0:13.12)								
Average Speed [km/h]	52.0	65.3	63.4	63.9	61.8	54.7								
Top Speed [km/h]	65.8	66.0	65.5	64.4	64.0	58.4								
Avg. Dist. to Rail [m]	0.7	0.8	0.6	1.4	0.6	0.6								
Avg. Stride Freq. [Hz]	2.4	2.5	2.4	2.5	2.5	2.4								
Avg. Stride Length [m]	5.9	6.8	6.9	7.1	6.7	6.3								

