



DoombenProfessional

Race 1: BECOME A BRC MEMBER Maiden Plate - 2060m

17 September 2025 - 12:45



BRISBANE
RACING CLUB

Track Rating: Soft 5, Weather: Fine, Rail Position: +9.5m Entire

Section						Overall	1800m	1600m	1400m	1200m	1000m	800m	Last 600m		
Field Times						2:09.42 (0:17.46)	1:51.96 (0:11.85)	1:40.11 (0:12.82)	1:27.29 (0:13.38)	1:13.91 (0:13.08)	1:00.83 (0:12.65)	0:48.18 (0:12.13)	0:36.05		
Rank	TAB	Horse/Jockey	Barrier	Top Speed [km/h]	Fastest Section									Distance Travelled [m]	
1	7	PERHAPS PERHAPS	3	65.4	0:11.71	2:09.42 [1]	1:51.70 [5]	1:39.50 [5]	1:26.48 [5]	1:12.98 [5]	1:00.02 [5]	0:47.69 [5]	0:35.44		
		Damien Thornton		Overall	400m	(0:17.72)	(0:12.20)	(0:13.02)	(0:13.50)	(0:12.96)	(0:12.33)	(0:12.25)			
2	1	BRIEF SPIRIT	4	64.7	0:11.71	2:09.78 [2]	1:51.05 [7]	1:39.34 [7]	1:26.35 [7]	1:13.06 [7]	1:00.06 [7]	0:47.62 [7]	0:35.64 +5		
		Courtney Bellamy		Overall	1800m	(0:18.73)	(0:11.71)	(0:12.99)	(0:13.29)	(0:13.00)	(0:12.44)	(0:11.98)			
3	8	STOICISM	5	66.5	0:11.72	2:09.79 [3]	1:52.33 [1]	1:39.98 [4]	1:27.02 [4]	1:13.57 [4]	1:00.53 [4]	0:48.12 [4]	0:35.92 +9		
		Jace McMurray		Overall	400m	(0:17.46)	(0:12.35)	(0:12.96)	(0:13.45)	(0:13.04)	(0:12.41)	(0:12.20)			
4	4	ARGERICH	7	65.7	0:11.63	2:09.88 [4]	1:52.20 [4]	1:40.57 [1]	1:27.75 [1]	1:14.37 [1]	1:01.29 [1]	0:48.64 [2]	0:36.51 -6		
		Angela Jones		Overall	1800m	(0:17.68)	(0:11.63)	(0:12.82)	(0:13.38)	(0:13.08)	(0:12.65)	(0:12.13)			
5	5	CLASSIC SHIRAZ	2	66.6	0:11.95	2:10.28 [5]	1:52.81 [2]	1:40.69 [2]	1:27.78 [2]	1:14.40 [2]	1:01.38 [3]	0:48.88 [3]	0:36.69 +8		
		Cejay Graham		Overall	600m	(0:17.47)	(0:12.12)	(0:12.91)	(0:13.38)	(0:13.02)	(0:12.50)	(0:12.19)			
6	9	SHARE TRADER	6	64.4	0:11.84	2:11.43 [6]	1:53.56 [6]	1:41.42 [6]	1:28.36 [6]	1:14.96 [6]	1:01.88 [6]	0:49.56 [6]	0:37.48 +3		
		Jaden Lloyd		1800m	600m	(0:17.87)	(0:12.14)	(0:13.06)	(0:13.40)	(0:13.08)	(0:12.32)	(0:12.08)			
7	6	KISS THE COSMOS	1	66.4	0:12.01	2:12.63 [7]	1:54.99 [3]	1:42.95 [3]	1:30.00 [3]	1:16.73 [3]	1:03.74 [2]	0:51.39 [1]	0:39.09 +0		
		Kyle Wilson-Taylor		Overall	600m	(0:17.64)	(0:12.04)	(0:12.95)	(0:13.27)	(0:12.99)	(0:12.35)	(0:12.30)			

Scratched: Captain Insano (#2), Obstructionist (#3)



DoombenProfessional

Race 1: BECOME A BRC MEMBER Maiden Plate - 2060m

17 September 2025 - 12:45



BRISBANE
RACING CLUB

Track Rating: Soft 5, Weather: Fine, Rail Position: +9.5m Entire

Section		Field Times		600m		400m		200m		Last 600m	
				0:36.05 (0:12.01)		0:24.04 (0:11.88)		0:12.16 (0:12.16)		0:36.05	
Rank	TAB	Horse/Jockey	Barrier	Top Speed [km/h]	Fastest Section	Margin		Distance Travelled [m]			
1	7	PERHAPS PERHAPS	3	65.4	0:11.71	0:35.44 [6]	0:23.64 [5]	0:11.93 [3]	2:09.42	0:35.44	
		Damien Thornton		Overall	400m	(0:11.80)	(0:11.71)	(0:11.93)			
2	1	BRIEF SPIRIT	4	64.7	0:11.71	0:35.64 [7]	0:23.87 [7]	0:12.07 [5]	2.12L	0:35.64	+5
		Courtney Bellamy		Overall	1800m	(0:11.77)	(0:11.80)	(0:12.07)			
3	8	STOICISM	5	66.5	0:11.72	0:35.92 [4]	0:24.04 [4]	0:12.32 [2]	2.18L	0:35.92	+9
		Jace McMurray		Overall	400m	(0:11.88)	(0:11.72)	(0:12.32)			
4	4	ARGERICH	7	65.7	0:11.63	0:36.51 [1]	0:24.50 [1]	0:12.62 [1]	2.71L	0:36.51	-6
		Angela Jones		Overall	1800m	(0:12.01)	(0:11.88)	(0:12.62)			
5	5	CLASSIC SHIRAZ	2	66.6	0:11.95	0:36.69 [3]	0:24.74 [2]	0:12.74 [4]	5.04L	0:36.69	+8
		Cejay Graham		Overall	600m	(0:11.95)	(0:12.00)	(0:12.74)			
6	9	SHARE TRADER	6	64.4	0:11.84	0:37.48 [5]	0:25.64 [6]	0:13.26 [7]	11.84L	0:37.48	+3
		Jaden Lloyd		1800m	600m	(0:11.84)	(0:12.38)	(0:13.26)			
7	6	KISS THE COSMOS	1	66.4	0:12.01	0:39.09 [2]	0:27.08 [3]	0:14.85 [6]	18.87L	0:39.09	+0
		Kyle Wilson-Taylor		Overall	600m	(0:12.01)	(0:12.23)	(0:14.85)			

Scratched: Captain Insano (#2), Obstructionist (#3)



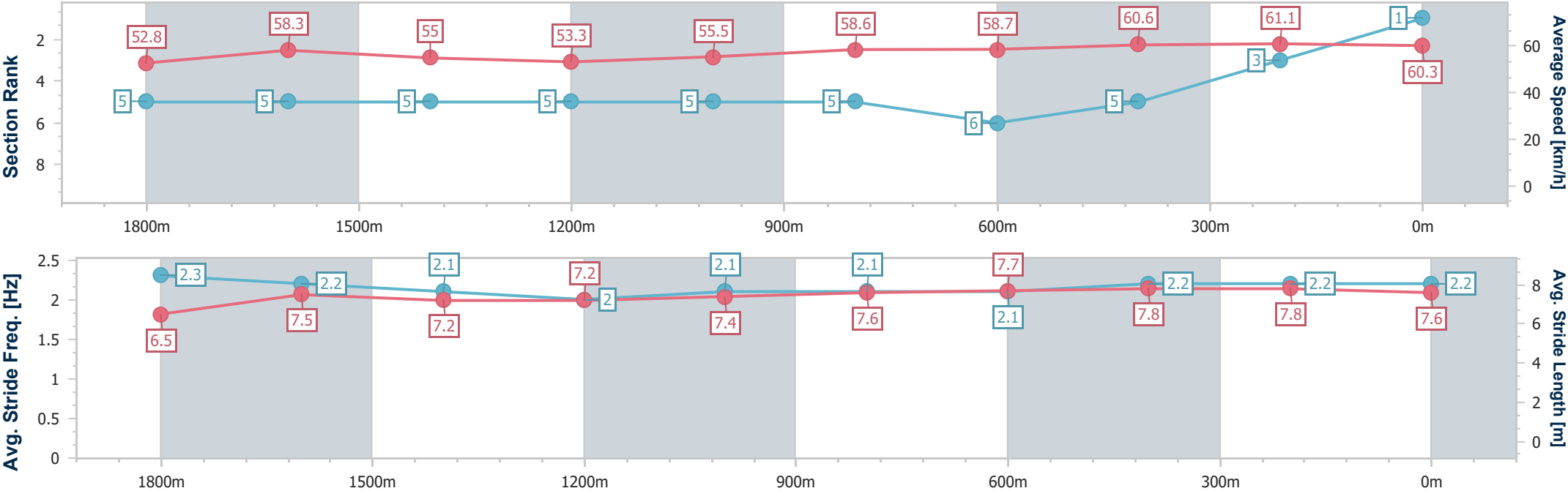
Horse/Jockey Name	Perhaps Perhaps
Final Rank	1
Fastest Section Time (Section)	0:11.71 (400m)
Top Speed [km/h] (Section)	65.4 (Overall)
Race State	Finished



DoombenProfessional
Race 1: BECOME A BRC MEMBER Maiden Plate - 2060m
17 September 2025 - 12:45
Track Rating: Soft 5, Weather: Fine, Rail Position: +9.5m Entire



Section	Overall	1800m	1600m	1400m	1200m	1000m	800m	600m	400m	200m			
Section Times	2:09.42 [1] (0:17.72)	1:51.70 [5] (0:12.20)	1:39.50 [5] (0:13.02)	1:26.48 [5] (0:13.50)	1:12.98 [5] (0:12.96)	1:00.02 [5] (0:12.33)	0:47.69 [5] (0:12.25)	0:35.44 [6] (0:11.80)	0:23.64 [5] (0:11.71)	0:11.93 [3] (0:11.93)			
Average Speed [km/h]	52.8	58.3	55.0	53.3	55.5	58.6	58.7	60.6	61.1	60.3			
Top Speed [km/h]	65.4	63.0	57.6	54.7	57.2	59.8	60.6	61.7	62.5	63.6			
Avg. Dist. to Rail [m]	1.2	1.7	1.2	0.4	0.6	0.3	0.3	1.2	2.1	0.4			
Avg. Stride Freq. [Hz]	2.3	2.2	2.1	2.0	2.1	2.1	2.1	2.2	2.2	2.2			
Avg. Stride Length [m]	6.5	7.5	7.2	7.2	7.4	7.6	7.7	7.8	7.8	7.6			



[] Ranking at each section and finish
- - - - - No data available at this section
NA No data available



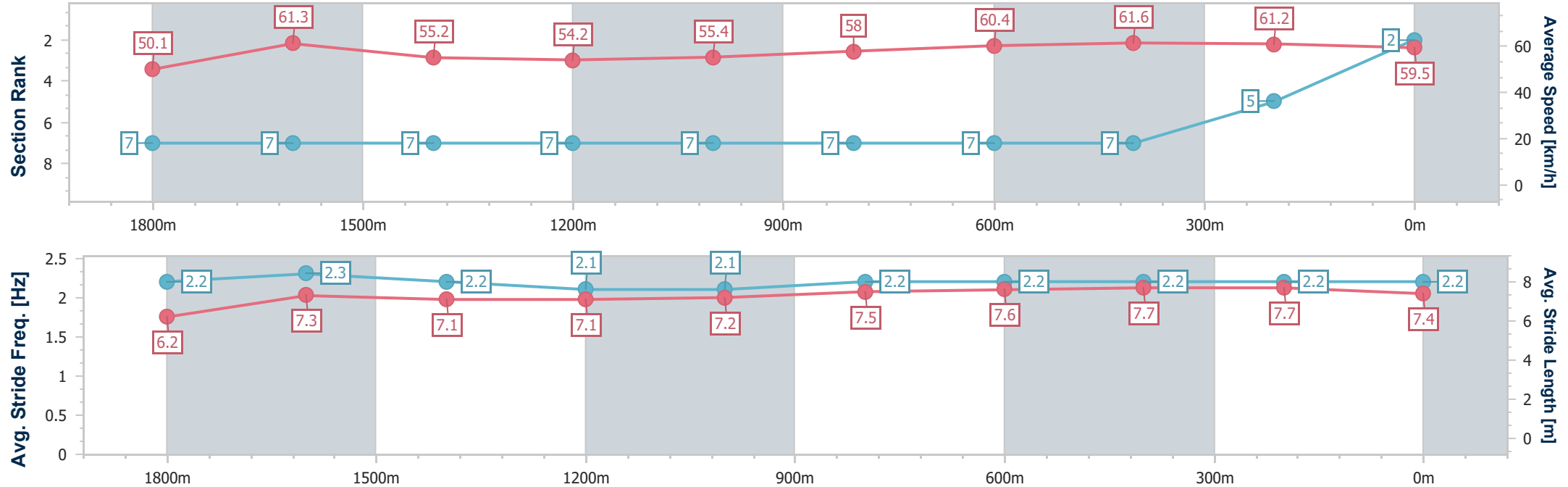
Horse/Jockey Name	Brief Spirit
Final Rank	2
Fastest Section Time (Section)	0:11.71 (1800m)
Top Speed [km/h] (Section)	64.7 (Overall)
Race State	Finished



DoombenProfessional
Race 1: BECOME A BRC MEMBER Maiden Plate - 2060m
17 September 2025 - 12:45
Track Rating: Soft 5, Weather: Fine, Rail Position: +9.5m Entire



Section	Overall	1800m	1600m	1400m	1200m	1000m	800m	600m	400m	200m			
Section Times	2:09.78 [2] (0:18.73)	1:51.05 [7] (0:11.71)	1:39.34 [7] (0:12.99)	1:26.35 [7] (0:13.29)	1:13.06 [7] (0:13.00)	1:00.06 [7] (0:12.44)	0:47.62 [7] (0:11.98)	0:35.64 [7] (0:11.77)	0:23.87 [7] (0:11.80)	0:12.07 [5] (0:12.07)			
Average Speed [km/h]	50.1	61.3	55.2	54.2	55.4	58.0	60.4	61.6	61.2	59.5			
Top Speed [km/h]	64.7	64.6	56.6	57.1	56.9	60.4	61.2	62.0	62.0	61.1			
Avg. Dist. to Rail [m]	1.5	0.5	1.2	0.7	1.3	0.9	1.1	1.1	2.3	4.9			
Avg. Stride Freq. [Hz]	2.2	2.3	2.2	2.1	2.1	2.2	2.2	2.2	2.2	2.2			
Avg. Stride Length [m]	6.2	7.3	7.1	7.1	7.2	7.5	7.6	7.7	7.7	7.4			



[] Ranking at each section and finish
- - - - - No data available at this section
NA No data available



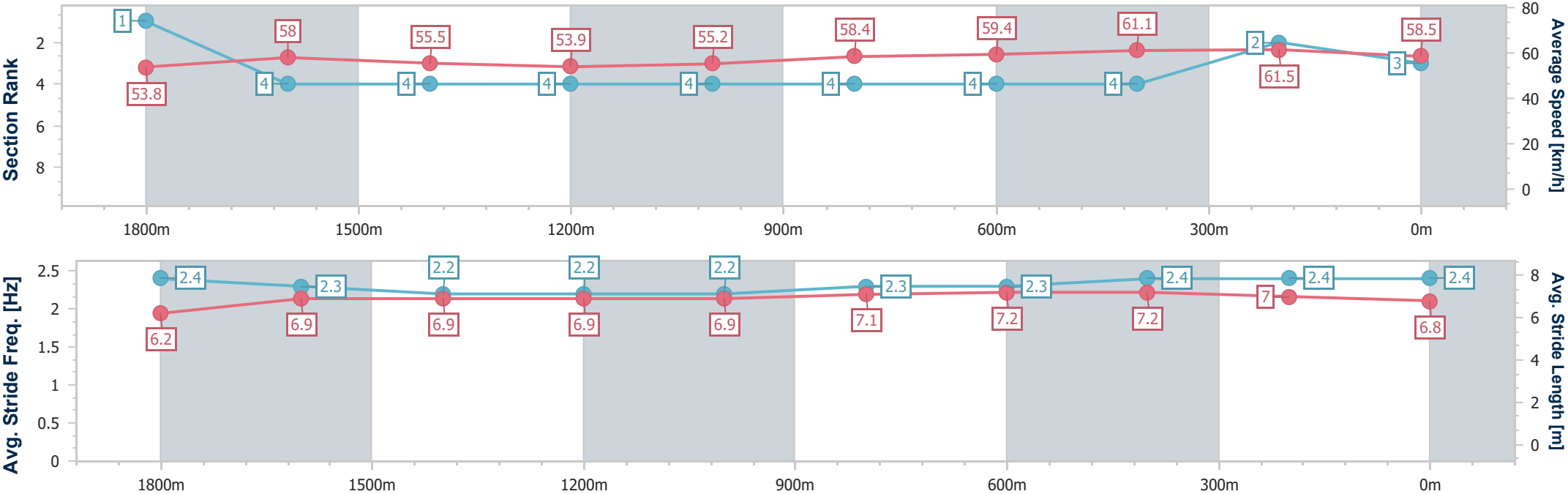
Horse/Jockey Name	Stoicism
Final Rank	3
Fastest Section Time (Section)	0:11.72 (400m)
Top Speed [km/h] (Section)	66.5 (Overall)
Race State	Finished



DoombenProfessional
Race 1: BECOME A BRC MEMBER Maiden Plate - 2060m
17 September 2025 - 12:45
Track Rating: Soft 5, Weather: Fine, Rail Position: +9.5m Entire



Section	Overall	1800m	1600m	1400m	1200m	1000m	800m	600m	400m	200m			
Section Times	2:09.79 [3] (0:17.46)	1:52.33 [1] (0:12.35)	1:39.98 [4] (0:12.96)	1:27.02 [4] (0:13.45)	1:13.57 [4] (0:13.04)	1:00.53 [4] (0:12.41)	0:48.12 [4] (0:12.20)	0:35.92 [4] (0:11.88)	0:24.04 [4] (0:11.72)	0:12.32 [2] (0:12.32)			
Average Speed [km/h]	53.8	58.0	55.5	53.9	55.2	58.4	59.4	61.1	61.5	58.5			
Top Speed [km/h]	66.5	62.8	56.3	55.3	55.8	60.5	60.8	61.8	63.3	60.7			
Avg. Dist. to Rail [m]	1.4	0.6	0.4	1.1	1.6	1.7	1.6	1.3	1.6	1.7			
Avg. Stride Freq. [Hz]	2.4	2.3	2.2	2.2	2.2	2.3	2.3	2.4	2.4	2.4			
Avg. Stride Length [m]	6.2	6.9	6.9	6.9	6.9	7.1	7.2	7.2	7.0	6.8			



[] Ranking at each section and finish
-.-.- No data available at this section
NA No data available



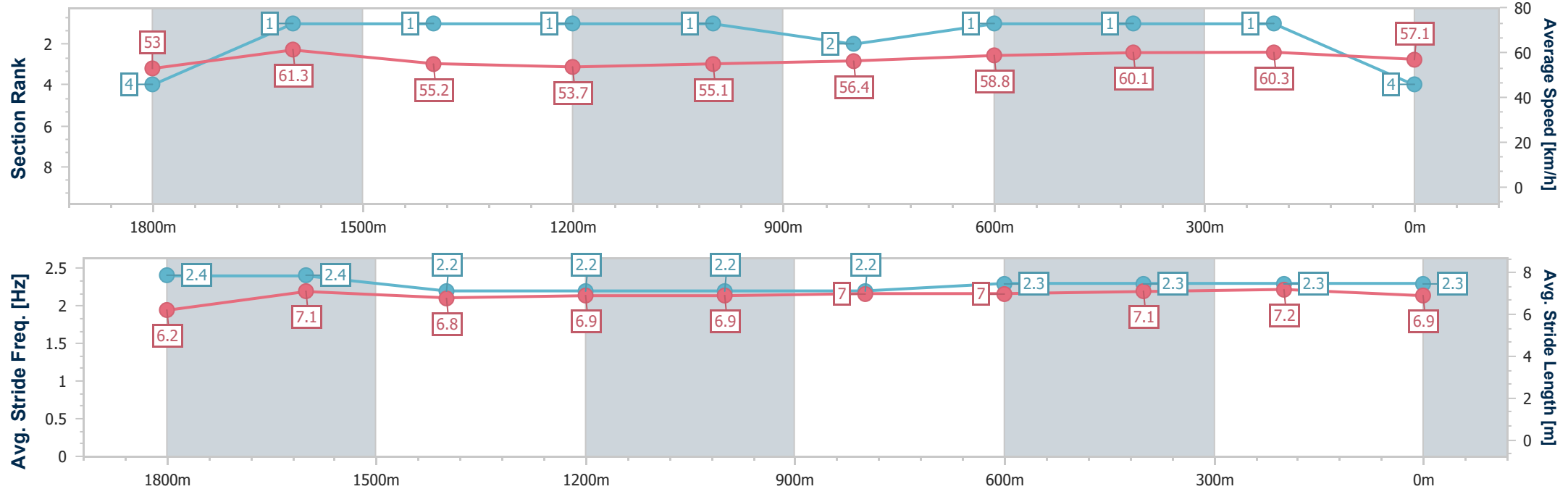
Horse/Jockey Name	Argerich
Final Rank	4
Fastest Section Time (Section)	0:11.63 (1800m)
Top Speed [km/h] (Section)	65.7 (Overall)
Race State	Finished



DoombenProfessional
Race 1: BECOME A BRC MEMBER Maiden Plate - 2060m
17 September 2025 - 12:45
Track Rating: Soft 5, Weather: Fine, Rail Position: +9.5m Entire



Section	Overall	1800m	1600m	1400m	1200m	1000m	800m	600m	400m	200m			
Section Times	2:09.88 [4] (0:17.68)	1:52.20 [4] (0:11.63)	1:40.57 [1] (0:12.82)	1:27.75 [1] (0:13.38)	1:14.37 [1] (0:13.08)	1:01.29 [1] (0:12.65)	0:48.64 [2] (0:12.13)	0:36.51 [1] (0:12.01)	0:24.50 [1] (0:11.88)	0:12.62 [1] (0:12.62)			
Average Speed [km/h]	53.0	61.3	55.2	53.7	55.1	56.4	58.8	60.1	60.3	57.1			
Top Speed [km/h]	65.7	64.4	58.1	54.8	56.1	58.1	60.7	60.9	61.7	58.9			
Avg. Dist. to Rail [m]	4.4	1.7	3.8	1.0	1.1	2.2	1.3	0.2	1.5	2.8			
Avg. Stride Freq. [Hz]	2.4	2.4	2.2	2.2	2.2	2.2	2.3	2.3	2.3	2.3			
Avg. Stride Length [m]	6.2	7.1	6.8	6.9	6.9	7.0	7.0	7.1	7.2	6.9			



[] Ranking at each section and finish
- - - - No data available at this section
NA No data available



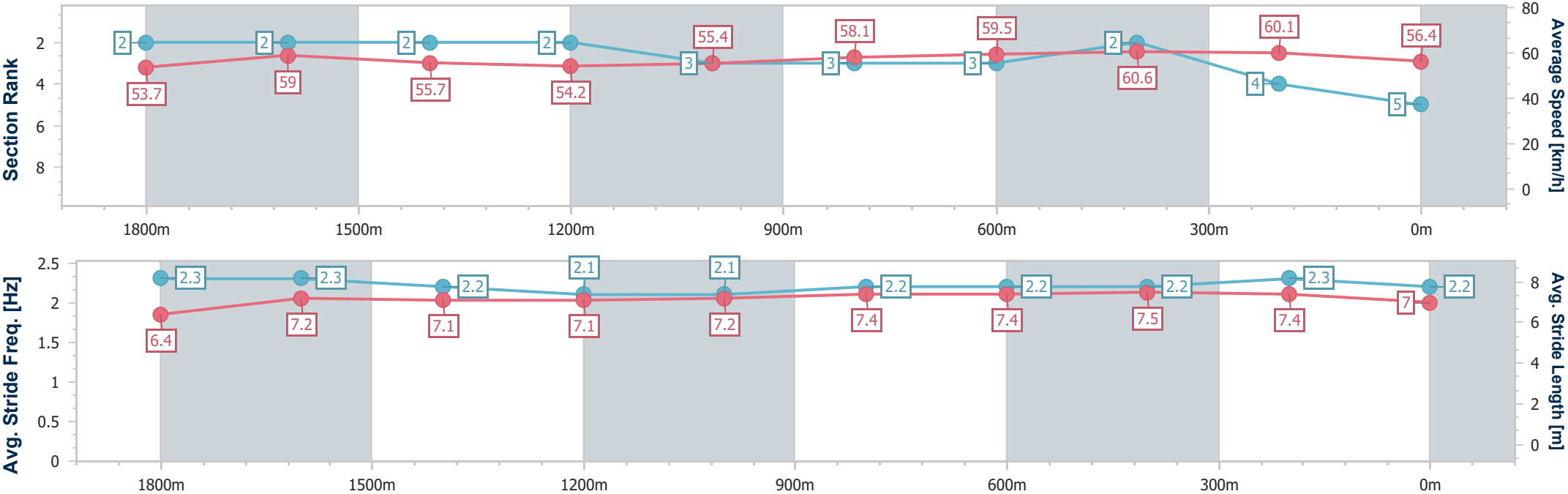
Horse/Jockey Name	Classic Shiraz
Final Rank	5
Fastest Section Time (Section)	0:11.95 (600m)
Top Speed [km/h] (Section)	66.6 (Overall)
Race State	Finished



DoombenProfessional
Race 1: BECOME A BRC MEMBER Maiden Plate - 2060m
17 September 2025 - 12:45
Track Rating: Soft 5, Weather: Fine, Rail Position: +9.5m Entire



Section	Overall	1800m	1600m	1400m	1200m	1000m	800m	600m	400m	200m		
Section Times	2:10.28 [5] (0:17.47)	1:52.81 [2] (0:12.12)	1:40.69 [2] (0:12.91)	1:27.78 [2] (0:13.38)	1:14.40 [2] (0:13.02)	1:01.38 [3] (0:12.50)	0:48.88 [3] (0:12.19)	0:36.69 [3] (0:11.95)	0:24.74 [2] (0:12.00)	0:12.74 [4] (0:12.74)		
Average Speed [km/h]	53.7	59.0	55.7	54.2	55.4	58.1	59.5	60.6	60.1	56.4		
Top Speed [km/h]	66.6	63.0	57.0	55.0	55.9	59.3	61.2	61.2	60.9	59.5		
Avg. Dist. to Rail [m]	0.9	0.7	0.5	1.1	1.4	2.0	2.0	1.0	0.8	1.4		
Avg. Stride Freq. [Hz]	2.3	2.3	2.2	2.1	2.1	2.2	2.2	2.2	2.3	2.2		
Avg. Stride Length [m]	6.4	7.2	7.1	7.1	7.2	7.4	7.4	7.5	7.4	7.0		



[] Ranking at each section and finish
-.-.- No data available at this section
NA No data available



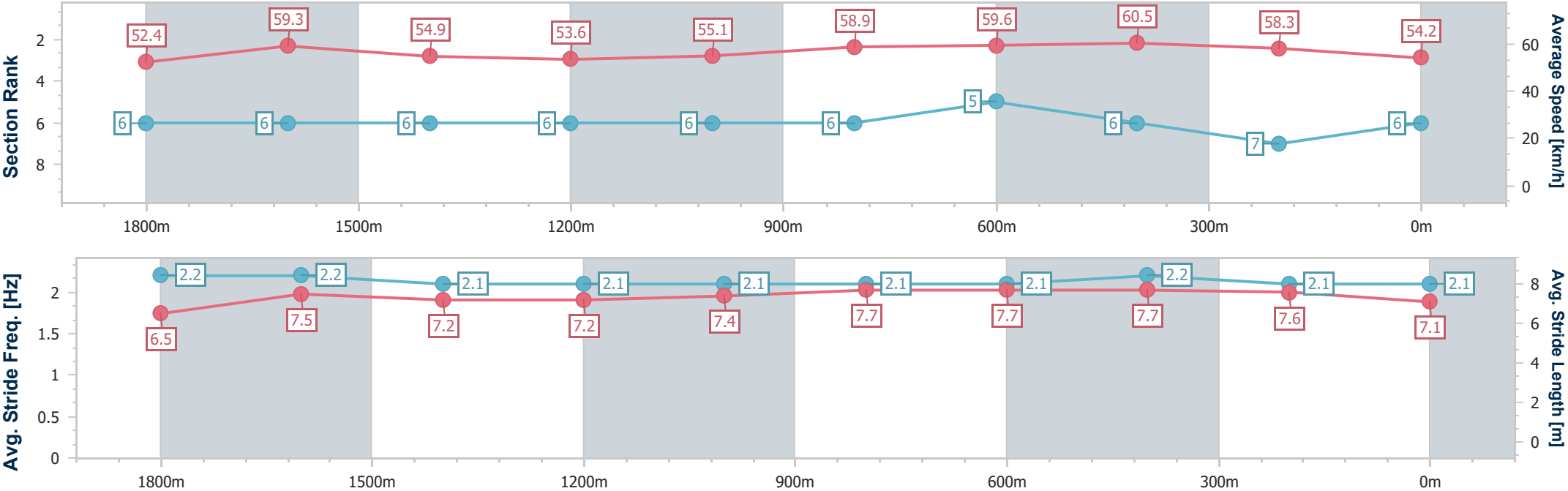
Horse/Jockey Name	Share Trader
Final Rank	6
Fastest Section Time (Section)	0:11.84 (600m)
Top Speed [km/h] (Section)	64.4 (1800m)
Race State	Finished



DoombenProfessional
Race 1: BECOME A BRC MEMBER Maiden Plate - 2060m
17 September 2025 - 12:45
Track Rating: Soft 5, Weather: Fine, Rail Position: +9.5m Entire



Section	Overall	1800m	1600m	1400m	1200m	1000m	800m	600m	400m	200m			
Section Times	2:11.43 [6] (0:17.87)	1:53.56 [6] (0:12.14)	1:41.42 [6] (0:13.06)	1:28.36 [6] (0:13.40)	1:14.96 [6] (0:13.08)	1:01.88 [6] (0:12.32)	0:49.56 [6] (0:12.08)	0:37.48 [5] (0:11.84)	0:25.64 [6] (0:12.38)	0:13.26 [7] (0:13.26)			
Average Speed [km/h]	52.4	59.3	54.9	53.6	55.1	58.9	59.6	60.5	58.3	54.2			
Top Speed [km/h]	63.9	64.4	56.4	56.5	56.5	61.6	61.3	62.2	59.3	57.1			
Avg. Dist. to Rail [m]	2.1	0.6	1.3	0.3	1.7	1.7	0.3	0.4	0.8	0.9			
Avg. Stride Freq. [Hz]	2.2	2.2	2.1	2.1	2.1	2.1	2.1	2.2	2.1	2.1			
Avg. Stride Length [m]	6.5	7.5	7.2	7.2	7.4	7.7	7.7	7.7	7.6	7.1			



[] Ranking at each section and finish
- - - - No data available at this section
NA No data available



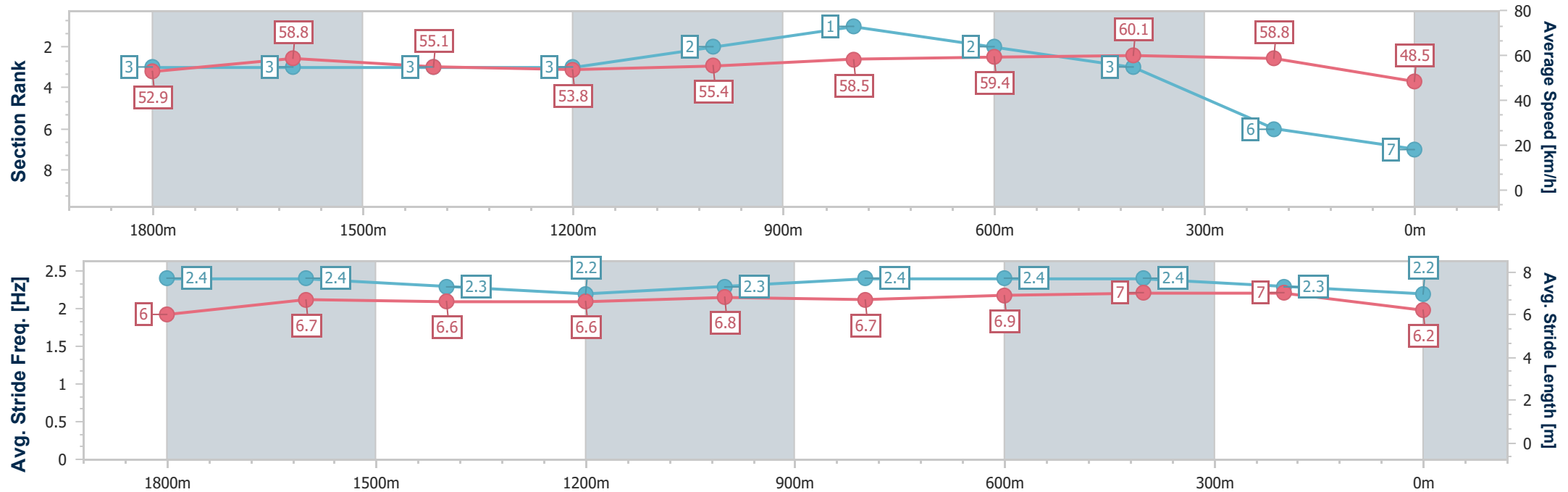
Horse/Jockey Name	Kiss The Cosmos
Final Rank	7
Fastest Section Time (Section)	0:12.01 (600m)
Top Speed [km/h] (Section)	66.4 (Overall)
Race State	Finished



DoombenProfessional
Race 1: BECOME A BRC MEMBER Maiden Plate - 2060m
17 September 2025 - 12:45
Track Rating: Soft 5, Weather: Fine, Rail Position: +9.5m Entire



Section	Overall	1800m	1600m	1400m	1200m	1000m	800m	600m	400m	200m			
Section Times	2:12.63 [7] (0:17.64)	1:54.99 [3] (0:12.04)	1:42.95 [3] (0:12.95)	1:30.00 [3] (0:13.27)	1:16.73 [3] (0:12.99)	1:03.74 [2] (0:12.35)	0:51.39 [1] (0:12.30)	0:39.09 [2] (0:12.01)	0:27.08 [3] (0:12.23)	0:14.85 [6] (0:14.85)			
Average Speed [km/h]	52.9	58.8	55.1	53.8	55.4	58.5	59.4	60.1	58.8	48.5			
Top Speed [km/h]	66.4	64.0	56.2	54.5	57.2	59.7	60.7	60.9	60.8	55.4			
Avg. Dist. to Rail [m]	1.7	2.9	2.8	1.4	0.1	1.1	2.4	1.2	0.6	0.5			
Avg. Stride Freq. [Hz]	2.4	2.4	2.3	2.2	2.3	2.4	2.4	2.4	2.3	2.2			
Avg. Stride Length [m]	6.0	6.7	6.6	6.6	6.8	6.7	6.9	7.0	7.0	6.2			



[] Ranking at each section and finish
-.-.- No data available at this section
NA No data available



DoombenProfessional

Race 2: THE GIBSON Fillies and Mares Maiden Plate - 1200m

17 September 2025 - 13:20



BRISBANE
RACING CLUB

Track Rating: Soft 5, Weather: Fine, Rail Position: +9.5m Entire

Section						Overall	1000m	800m	600m	400m	200m	Last 600m		
Field Times						1:09.75 (0:12.98)	0:56.77 (0:10.34)	0:46.43 (0:10.95)	0:35.48 (0:11.26)	0:24.22 (0:11.71)	0:12.51 (0:12.51)	0:35.48		
Rank	TAB	Horse/Jockey	Barrier	Top Speed [km/h]	Fastest Section							Margin	Distance Travelled [m]	
1	10	SHADWELL LANE	8	67.4	0:10.92	1:09.75 [1]	0:56.10 [7]	0:45.12 [9]	0:34.20 [9]	0:22.82 [9]	0:11.66 [5]	1:09.75	0:34.20	
		Cejay Graham		600m	800m	(0:13.65)	(0:10.98)	(0:10.92)	(0:11.38)	(0:11.16)	(0:11.66)			
2	3	NANTERRE	2	68.9	0:10.64	1:09.85 [2]	0:56.43 [5]	0:45.79 [5]	0:34.74 [5]	0:23.29 [5]	0:11.83 [4]	0.6L	0:34.74	+0
		Andrew Mallyon		1000m	1000m	(0:13.42)	(0:10.64)	(0:11.05)	(0:11.45)	(0:11.46)	(0:11.83)			
3	2	MEADOWBROOK	3	70.3	0:10.50	1:09.95 [3]	0:56.77 [3]	0:46.27 [3]	0:35.28 [3]	0:23.71 [2]	0:12.18 [2]	1.2L	0:35.28	-6
		Daniel Moor		1000m	1000m	(0:13.18)	(0:10.50)	(0:10.99)	(0:11.57)	(0:11.53)	(0:12.18)			
4	9	REGAL RINA	1	68.8	0:10.61	1:09.98 [4]	0:56.63 [4]	0:46.02 [4]	0:34.93 [4]	0:23.46 [4]	0:12.09 [3]	1.38L	0:34.93	-2
		Brandon Lerena		1000m	1000m	(0:13.35)	(0:10.61)	(0:11.09)	(0:11.47)	(0:11.37)	(0:12.09)			
5	6	TINTAURA	6	68.6	0:10.76	1:10.17 [5]	0:56.50 [8]	0:45.74 [7]	0:34.84 [7]	0:23.42 [6]	0:12.06 [6]	2.51L	0:34.84	-3
		Jag Guthmann-Chester		1000m	1000m	(0:13.67)	(0:10.76)	(0:10.90)	(0:11.42)	(0:11.36)	(0:12.06)			
6	7	TSZYUYA	9	71.1	0:10.34	1:10.18 [6]	0:57.20 [1]	0:46.86 [1]	0:35.91 [1]	0:24.65 [1]	0:12.94 [1]	2.57L	0:35.91	-4
		Angela Jones		1000m	1000m	(0:12.98)	(0:10.34)	(0:10.95)	(0:11.26)	(0:11.71)	(0:12.94)			
7	5	SEA ME DANCE	4	67.8	0:10.82	1:10.35 [7]	0:56.55 [9]	0:45.73 [8]	0:34.84 [8]	0:23.58 [8]	0:12.13 [7]	3.57L	0:34.84	-8
		Damien Thornton		1000m	1000m	(0:13.80)	(0:10.82)	(0:10.89)	(0:11.26)	(0:11.45)	(0:12.13)			
8	4	PENSIERO	10	68.2	0:10.82	1:10.91 [8]	0:57.45 [6]	0:46.63 [6]	0:35.61 [6]	0:24.16 [7]	0:12.53 [8]	6.85L	0:35.61	-2
		Tahlia Fenlon		1000m	1000m	(0:13.46)	(0:10.82)	(0:11.02)	(0:11.45)	(0:11.63)	(0:12.53)			
9	1	MARGOT'S STAR	7	67.5	0:10.95	1:11.26 [9]	0:57.45 [10]	0:46.50 [10]	0:35.44 [10]	0:24.07 [10]	0:12.62 [9]	8.91L	0:35.44	-7
		Georgina Cartwright		1000m	1000m	(0:13.81)	(0:10.95)	(0:11.06)	(0:11.37)	(0:11.45)	(0:12.62)			
10	8	POWER REECE	5	70.6	0:10.54	1:13.26 [10]	1:00.13 [2]	0:49.59 [2]	0:38.60 [2]	0:26.86 [3]	0:14.34 [10]	20.68L	0:38.60	-6
		Emily Lang		1000m	1000m	(0:13.13)	(0:10.54)	(0:10.99)	(0:11.74)	(0:12.52)	(0:14.34)			



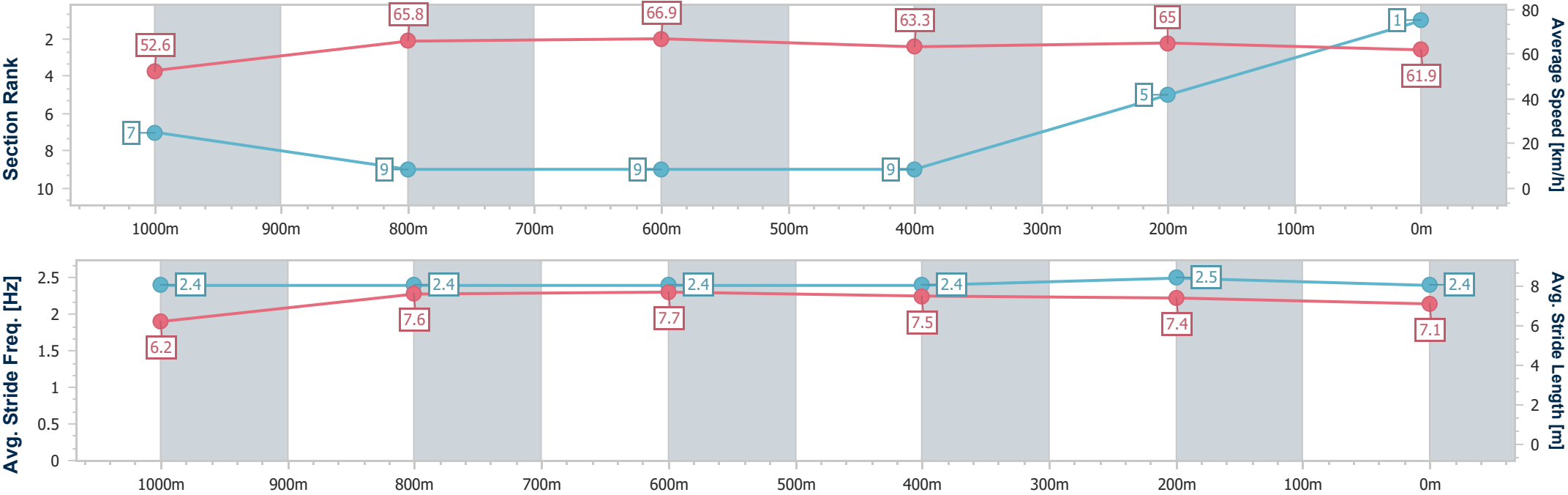
Horse/Jockey Name	Shadwell Lane
Final Rank	1
Fastest Section Time (Section)	0:10.92 (800m)
Top Speed [km/h] (Section)	67.4 (600m)
Race State	Finished



DoombenProfessional
Race 2: THE GIBSON Fillies and Mares Maiden Plate - 1200m
17 September 2025 - 13:20
Track Rating: Soft 5, Weather: Fine, Rail Position: +9.5m Entire



Section	Overall	1000m	800m	600m	400m	200m							
Section Times	1:09.75 [1] (0:13.65)	0:56.10 [7] (0:10.98)	0:45.12 [9] (0:10.92)	0:34.20 [9] (0:11.38)	0:22.82 [9] (0:11.16)	0:11.66 [5] (0:11.66)							
Average Speed [km/h]	52.6	65.8	66.9	63.3	65.0	61.9							
Top Speed [km/h]	62.1	66.7	67.3	67.4	65.7	65.9							
Avg. Dist. to Rail [m]	6.3	2.1	1.9	0.9	2.2	3.8							
Avg. Stride Freq. [Hz]	2.4	2.4	2.4	2.4	2.5	2.4							
Avg. Stride Length [m]	6.2	7.6	7.7	7.5	7.4	7.1							



[] Ranking at each section and finish
-.-.- No data available at this section
NA No data available



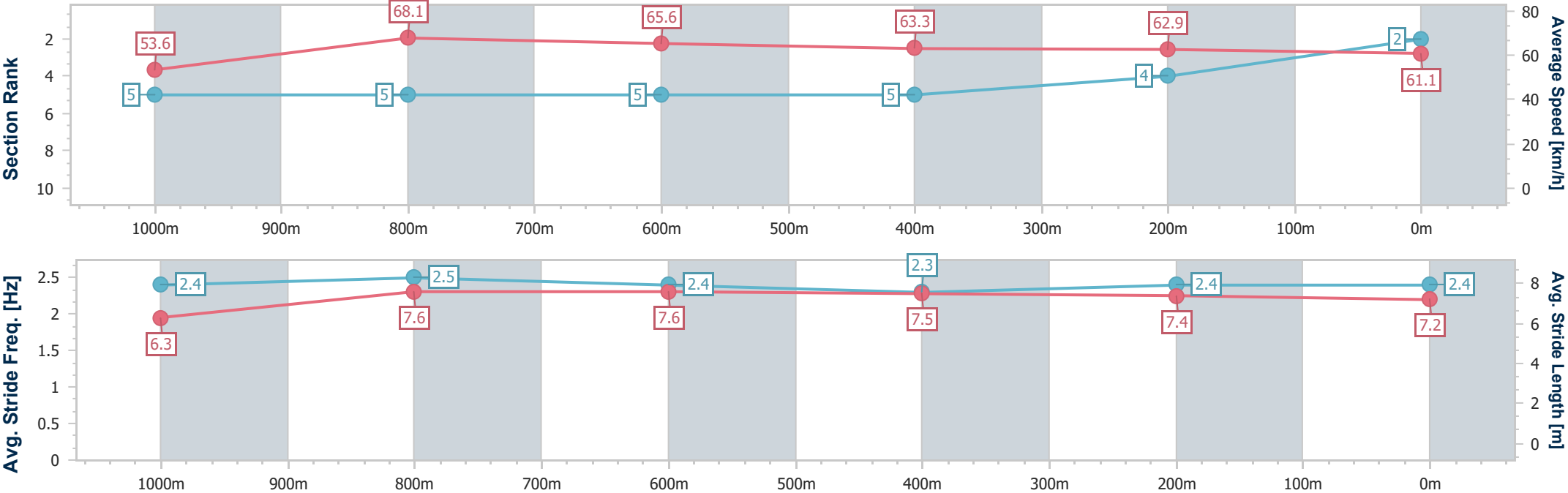
Horse/Jockey Name	Nanterre
Final Rank	2
Fastest Section Time (Section)	0:10.64 (1000m)
Top Speed [km/h] (Section)	68.9 (1000m)
Race State	Finished



DoombenProfessional
Race 2: THE GIBSON Fillies and Mares Maiden Plate - 1200m
17 September 2025 - 13:20
Track Rating: Soft 5, Weather: Fine, Rail Position: +9.5m Entire



Section	Overall	1000m	800m	600m	400m	200m								
Section Times	1:09.85 [2] (0:13.42)	0:56.43 [5] (0:10.64)	0:45.79 [5] (0:11.05)	0:34.74 [5] (0:11.45)	0:23.29 [5] (0:11.46)	0:11.83 [4] (0:11.83)								
Average Speed [km/h]	53.6	68.1	65.6	63.3	62.9	61.1								
Top Speed [km/h]	63.4	68.9	68.7	66.0	63.8	64.0								
Avg. Dist. to Rail [m]	2.0	1.4	1.4	0.9	1.5	2.4								
Avg. Stride Freq. [Hz]	2.4	2.5	2.4	2.3	2.4	2.4								
Avg. Stride Length [m]	6.3	7.6	7.6	7.5	7.4	7.2								





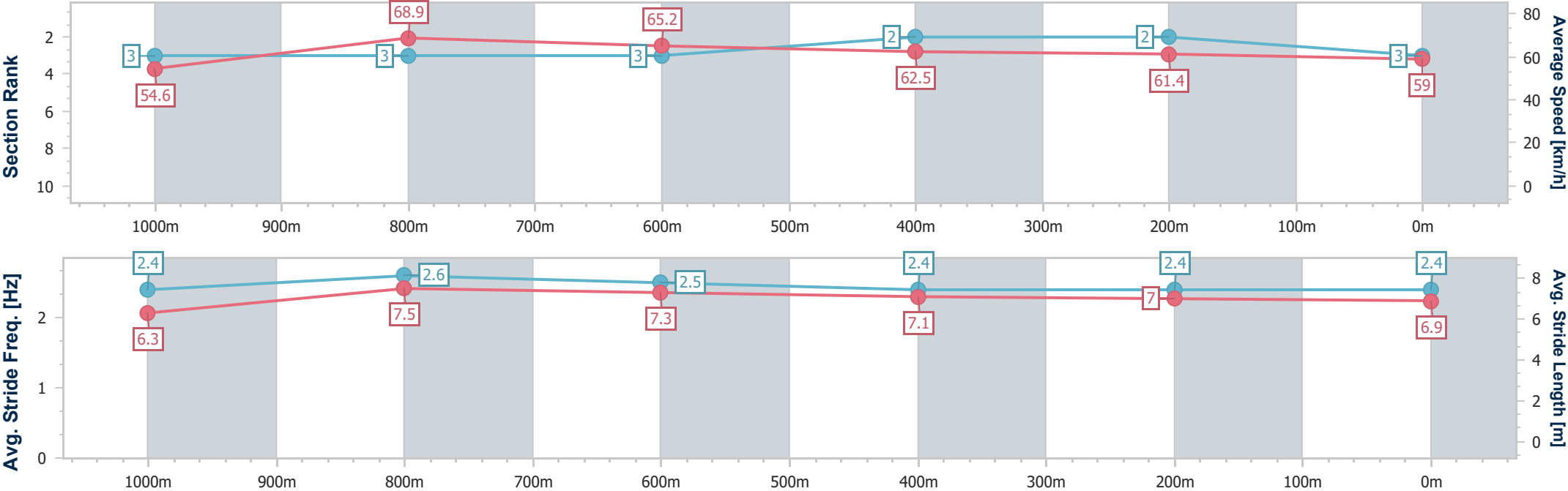
Horse/Jockey Name	Meadowbrook
Final Rank	3
Fastest Section Time (Section)	0:10.50 (1000m)
Top Speed [km/h] (Section)	70.3 (1000m)
Race State	Finished



DoombenProfessional
Race 2: THE GIBSON Fillies and Mares Maiden Plate - 1200m
17 September 2025 - 13:20
Track Rating: Soft 5, Weather: Fine, Rail Position: +9.5m Entire



Section	Overall	1000m	800m	600m	400m	200m								
Section Times	1:09.95 [3] (0:13.18)	0:56.77 [3] (0:10.50)	0:46.27 [3] (0:10.99)	0:35.28 [3] (0:11.57)	0:23.71 [2] (0:11.53)	0:12.18 [2] (0:12.18)								
Average Speed [km/h]	54.6	68.9	65.2	62.5	61.4	59.0								
Top Speed [km/h]	64.4	70.3	69.7	66.3	63.2	63.0								
Avg. Dist. to Rail [m]	3.3	1.5	0.5	0.7	0.9	0.5								
Avg. Stride Freq. [Hz]	2.4	2.6	2.5	2.4	2.4	2.4								
Avg. Stride Length [m]	6.3	7.5	7.3	7.1	7.0	6.9								





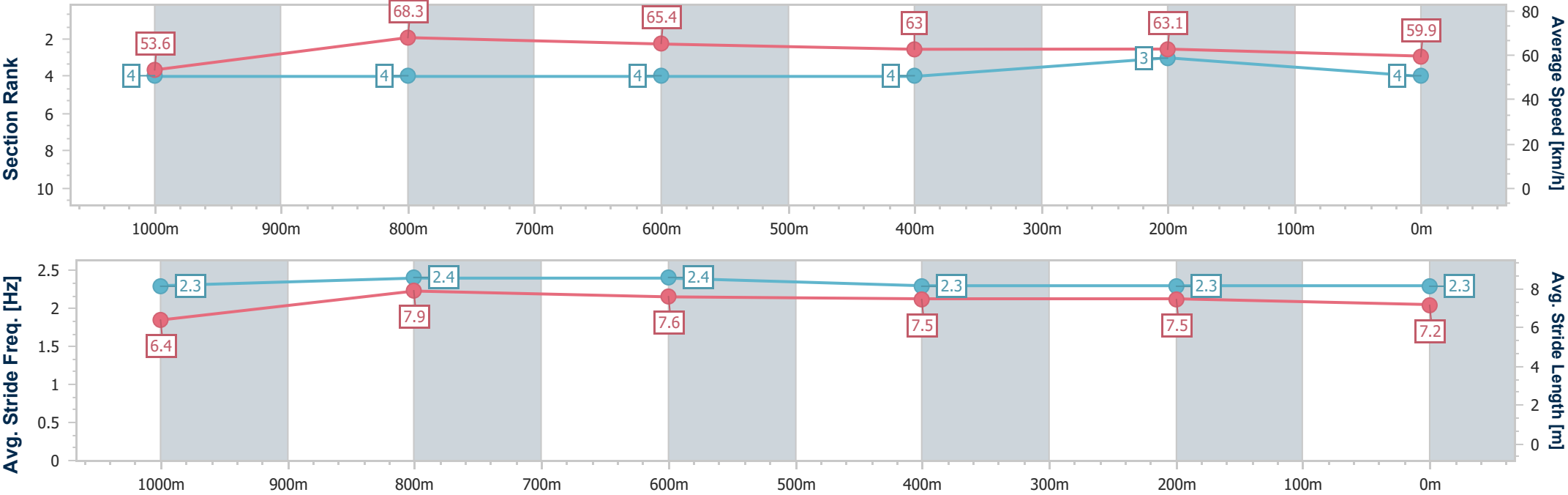
Horse/Jockey Name	Regal Rina
Final Rank	4
Fastest Section Time (Section)	0:10.61 (1000m)
Top Speed [km/h] (Section)	68.8 (1000m)
Race State	Finished



DoombenProfessional
Race 2: THE GIBSON Fillies and Mares Maiden Plate - 1200m
17 September 2025 - 13:20
Track Rating: Soft 5, Weather: Fine, Rail Position: +9.5m Entire



Section	Overall	1000m	800m	600m	400m	200m							
Section Times	1:09.98 [4] (0:13.35)	0:56.63 [4] (0:10.61)	0:46.02 [4] (0:11.09)	0:34.93 [4] (0:11.47)	0:23.46 [4] (0:11.37)	0:12.09 [3] (0:12.09)							
Average Speed [km/h]	53.6	68.3	65.4	63.0	63.1	59.9							
Top Speed [km/h]	63.4	68.8	68.7	65.8	64.2	63.8							
Avg. Dist. to Rail [m]	0.9	0.5	1.2	0.7	0.6	0.4							
Avg. Stride Freq. [Hz]	2.3	2.4	2.4	2.3	2.3	2.3							
Avg. Stride Length [m]	6.4	7.9	7.6	7.5	7.5	7.2							





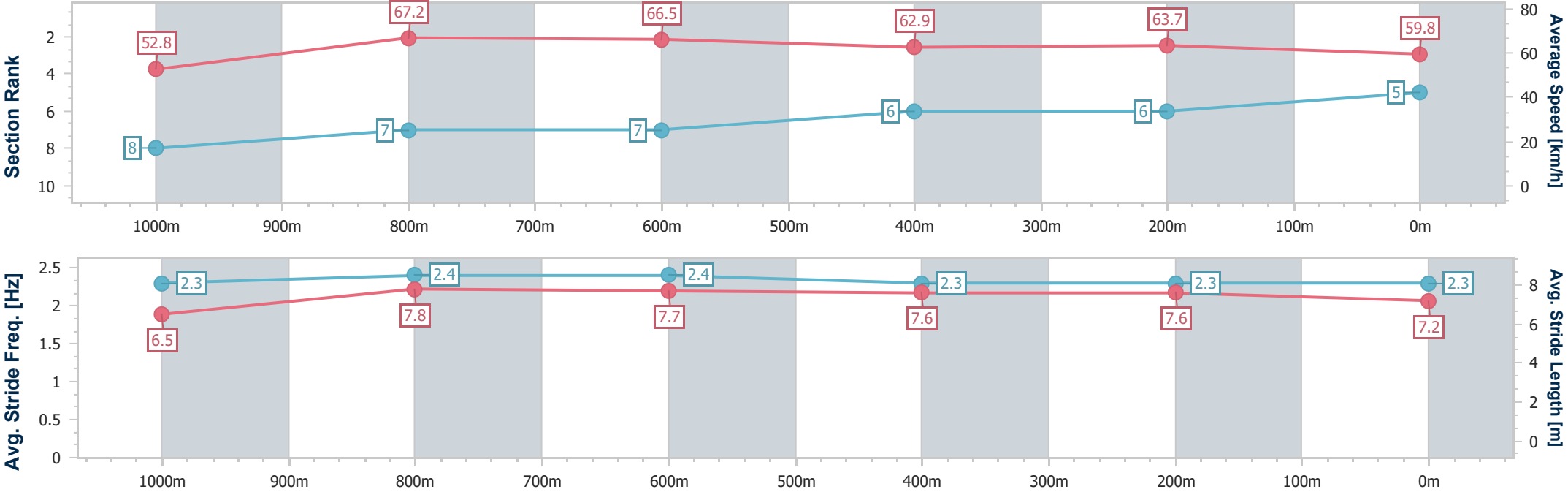
Horse/Jockey Name	Tintaura
Final Rank	5
Fastest Section Time (Section)	0:10.76 (1000m)
Top Speed [km/h] (Section)	68.6 (1000m)
Race State	Finished



DoombenProfessional
Race 2: THE GIBSON Fillies and Mares Maiden Plate - 1200m
17 September 2025 - 13:20
Track Rating: Soft 5, Weather: Fine, Rail Position: +9.5m Entire



Section	Overall	1000m	800m	600m	400m	200m								
Section Times	1:10.17 [5] (0:13.67)	0:56.50 [8] (0:10.76)	0:45.74 [7] (0:10.90)	0:34.84 [7] (0:11.42)	0:23.42 [6] (0:11.36)	0:12.06 [6] (0:12.06)								
Average Speed [km/h]	52.8	67.2	66.5	62.9	63.7	59.8								
Top Speed [km/h]	63.1	68.6	68.0	67.0	64.3	64.3								
Avg. Dist. to Rail [m]	4.8	1.2	0.5	0.6	0.3	0.7								
Avg. Stride Freq. [Hz]	2.3	2.4	2.4	2.3	2.3	2.3								
Avg. Stride Length [m]	6.5	7.8	7.7	7.6	7.6	7.2								



[] Ranking at each section and finish
-.-.- No data available at this section
NA No data available



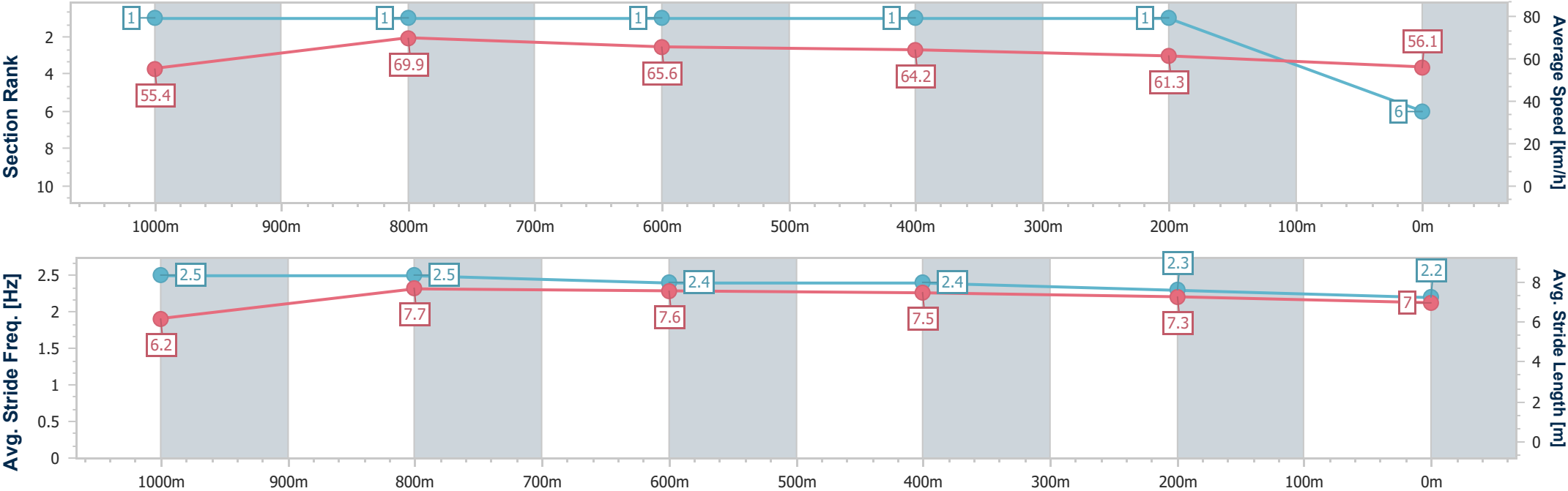
Horse/Jockey Name	Tszyuya
Final Rank	6
Fastest Section Time (Section)	0:10.34 (1000m)
Top Speed [km/h] (Section)	71.1 (1000m)
Race State	Finished



DoombenProfessional
Race 2: THE GIBSON Fillies and Mares Maiden Plate - 1200m
17 September 2025 - 13:20
Track Rating: Soft 5, Weather: Fine, Rail Position: +9.5m Entire



Section	Overall	1000m	800m	600m	400m	200m							
Section Times	1:10.18 [6] (0:12.98)	0:57.20 [1] (0:10.34)	0:46.86 [1] (0:10.95)	0:35.91 [1] (0:11.26)	0:24.65 [1] (0:11.71)	0:12.94 [1] (0:12.94)							
Average Speed [km/h]	55.4	69.9	65.6	64.2	61.3	56.1							
Top Speed [km/h]	64.8	71.1	70.7	66.5	64.6	61.9							
Avg. Dist. to Rail [m]	6.5	0.4	0.4	0.3	0.6	1.1							
Avg. Stride Freq. [Hz]	2.5	2.5	2.4	2.4	2.3	2.2							
Avg. Stride Length [m]	6.2	7.7	7.6	7.5	7.3	7.0							





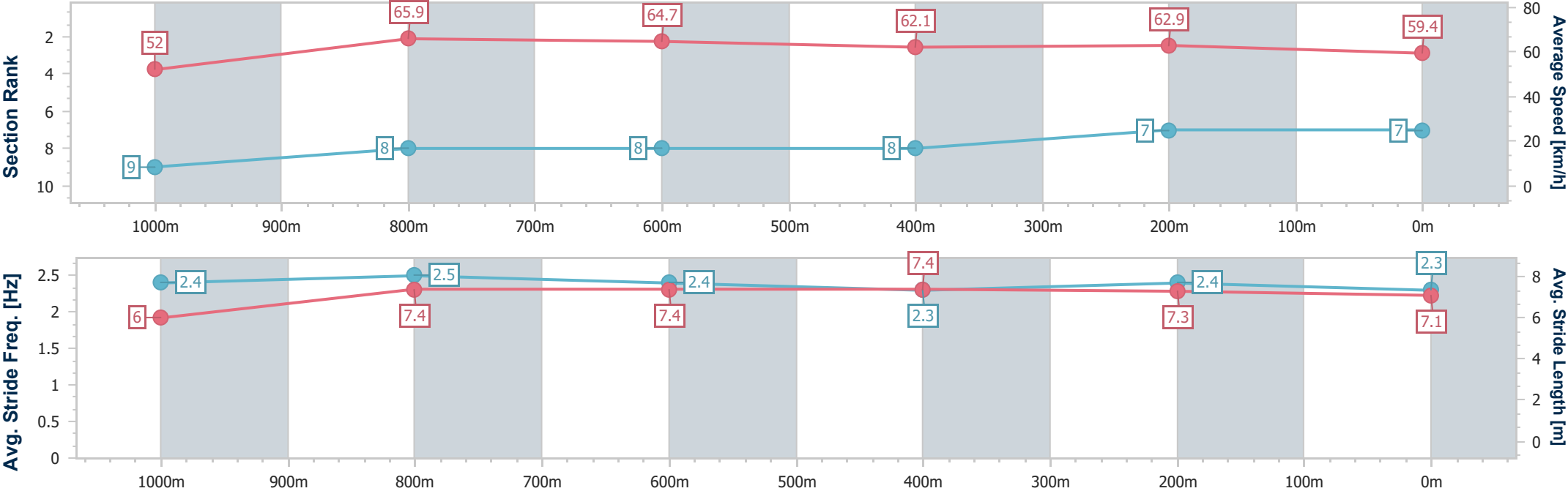
Horse/Jockey Name	Sea Me Dance
Final Rank	7
Fastest Section Time (Section)	0:10.82 (1000m)
Top Speed [km/h] (Section)	67.8 (1000m)
Race State	Finished



DoombenProfessional
Race 2: THE GIBSON Fillies and Mares Maiden Plate - 1200m
17 September 2025 - 13:20
Track Rating: Soft 5, Weather: Fine, Rail Position: +9.5m Entire



Section	Overall	1000m	800m	600m	400m	200m							
Section Times	1:10.35 [7] (0:13.80)	0:56.55 [9] (0:10.82)	0:45.73 [8] (0:10.89)	0:34.84 [8] (0:11.26)	0:23.58 [8] (0:11.45)	0:12.13 [7] (0:12.13)							
Average Speed [km/h]	52.0	65.9	64.7	62.1	62.9	59.4							
Top Speed [km/h]	61.8	67.8	66.8	66.6	63.3	63.5							
Avg. Dist. to Rail [m]	3.8	0.6	1.2	2.6	1.6	1.0							
Avg. Stride Freq. [Hz]	2.4	2.5	2.4	2.3	2.4	2.3							
Avg. Stride Length [m]	6.0	7.4	7.4	7.4	7.3	7.1							



[] Ranking at each section and finish
-.-.- No data available at this section
NA No data available



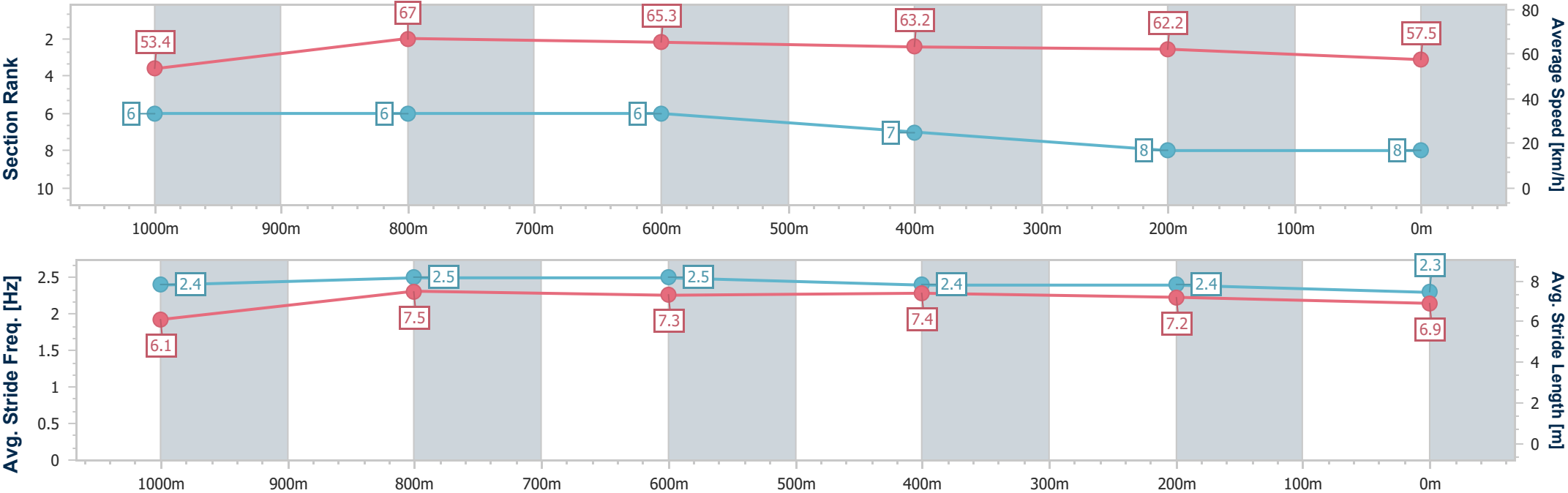
Horse/Jockey Name	Pensiero
Final Rank	8
Fastest Section Time (Section)	0:10.82 (1000m)
Top Speed [km/h] (Section)	68.2 (1000m)
Race State	Finished



DoombenProfessional
Race 2: THE GIBSON Fillies and Mares Maiden Plate - 1200m
17 September 2025 - 13:20
Track Rating: Soft 5, Weather: Fine, Rail Position: +9.5m Entire



Section	Overall	1000m	800m	600m	400m	200m							
Section Times	1:10.91 [8] (0:13.46)	0:57.45 [6] (0:10.82)	0:46.63 [6] (0:11.02)	0:35.61 [6] (0:11.45)	0:24.16 [7] (0:11.63)	0:12.53 [8] (0:12.53)							
Average Speed [km/h]	53.4	67.0	65.3	63.2	62.2	57.5							
Top Speed [km/h]	63.6	68.2	67.5	66.1	63.4	62.8							
Avg. Dist. to Rail [m]	7.9	1.8	0.4	0.6	2.5	4.8							
Avg. Stride Freq. [Hz]	2.4	2.5	2.5	2.4	2.4	2.3							
Avg. Stride Length [m]	6.1	7.5	7.3	7.4	7.2	6.9							





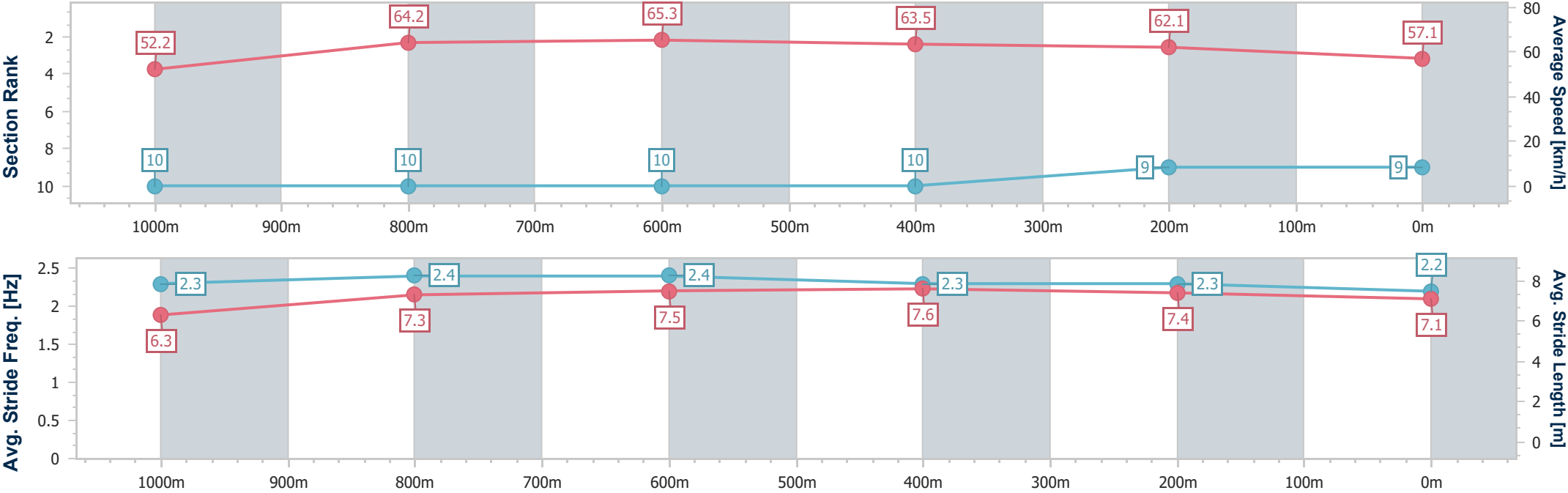
Horse/Jockey Name	Margot's Star
Final Rank	9
Fastest Section Time (Section)	0:10.95 (1000m)
Top Speed [km/h] (Section)	67.5 (1000m)
Race State	Finished



DoombenProfessional
Race 2: THE GIBSON Fillies and Mares Maiden Plate - 1200m
17 September 2025 - 13:20
Track Rating: Soft 5, Weather: Fine, Rail Position: +9.5m Entire



Section	Overall	1000m	800m	600m	400m	200m								
Section Times	1:11.26 [9] (0:13.81)	0:57.45 [10] (0:10.95)	0:46.50 [10] (0:11.06)	0:35.44 [10] (0:11.37)	0:24.07 [10] (0:11.45)	0:12.62 [9] (0:12.62)								
Average Speed [km/h]	52.2	64.2	65.3	63.5	62.1	57.1								
Top Speed [km/h]	62.1	67.5	66.8	66.8	63.8	63.6								
Avg. Dist. to Rail [m]	5.8	1.4	0.9	0.2	0.4	0.3								
Avg. Stride Freq. [Hz]	2.3	2.4	2.4	2.3	2.3	2.2								
Avg. Stride Length [m]	6.3	7.3	7.5	7.6	7.4	7.1								





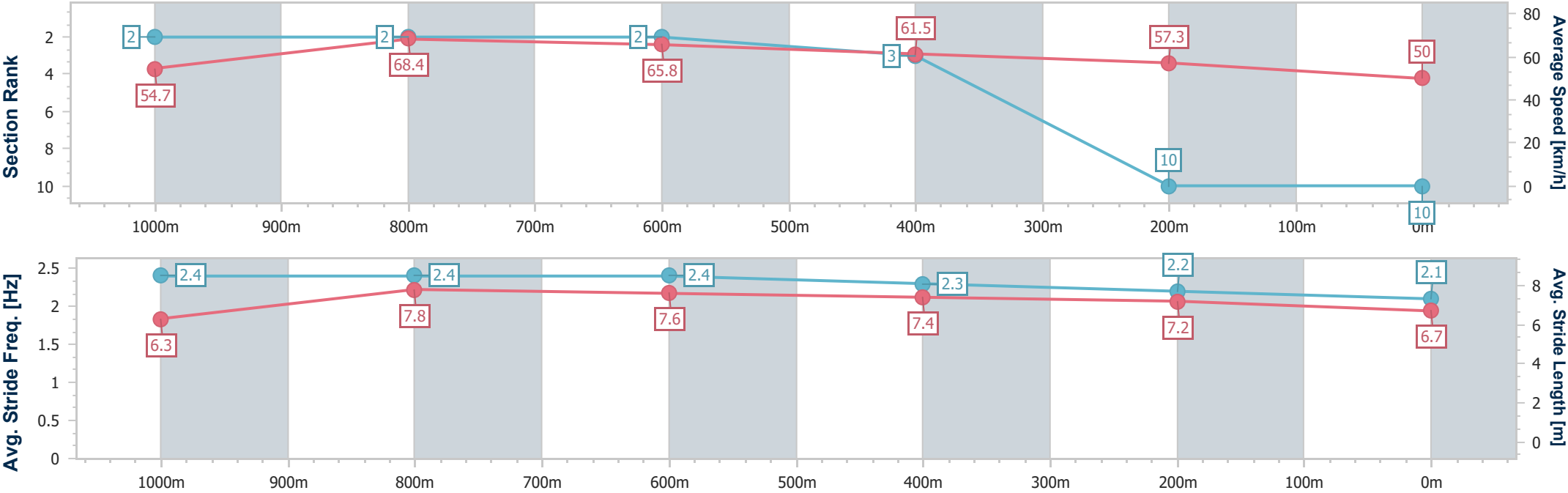
Horse/Jockey Name	Power Reece
Final Rank	10
Fastest Section Time (Section)	0:10.54 (1000m)
Top Speed [km/h] (Section)	70.6 (1000m)
Race State	Finished



DoombenProfessional
Race 2: THE GIBSON Fillies and Mares Maiden Plate - 1200m
17 September 2025 - 13:20
Track Rating: Soft 5, Weather: Fine, Rail Position: +9.5m Entire



Section	Overall	1000m	800m	600m	400m	200m							
Section Times	1:13.26 [10] (0:13.13)	1:00.13 [2] (0:10.54)	0:49.59 [2] (0:10.99)	0:38.60 [2] (0:11.74)	0:26.86 [3] (0:12.52)	0:14.34 [10] (0:14.34)							
Average Speed [km/h]	54.7	68.4	65.8	61.5	57.3	50.0							
Top Speed [km/h]	64.7	70.6	69.5	66.4	61.7	57.9							
Avg. Dist. to Rail [m]	4.1	1.8	0.9	0.6	0.6	1.9							
Avg. Stride Freq. [Hz]	2.4	2.4	2.4	2.3	2.2	2.1							
Avg. Stride Length [m]	6.3	7.8	7.6	7.4	7.2	6.7							





DoombenProfessional
Race 3: ROAD TO MAGIC MILLIONS ON SALE NOW Colts, Geldings &
Entires Maiden Plate - 1200m
17 September 2025 - 13:53



Track Rating: Soft 5, Weather: Fine, Rail Position: +9.5m Entire

Section						Overall	1000m	800m	600m	400m	200m	Last 600m	
Field Times						1:09.08 (0:12.87)	0:56.21 (0:10.65)	0:45.56 (0:11.06)	0:34.50 (0:11.32)	0:23.18 (0:11.23)	0:11.95 (0:11.95)	0:34.50	
Rank	TAB	Horse/Jockey	Barrier	Top Speed [km/h]	Fastest Section							Margin	Distance Travelled [m]
1	3	NOW IS THE HOUR	7	69.8	0:10.65	1:09.08 [1]	0:56.21 [1]	0:45.56 [1]	0:34.50 [1]	0:23.18 [1]	0:11.95 [1]	1:09.08	0:34.50
		Angela Jones		1000m	1000m	(0:12.87)	(0:10.65)	(0:11.06)	(0:11.32)	(0:11.23)	(0:11.95)		
2	9	WOOTEN HYDE	6	69.3	0:10.78	1:09.59 [2]	0:56.26 [5]	0:45.48 [5]	0:34.49 [4]	0:23.38 [2]	0:12.15 [3]	3L	0:34.49 +2
		Jag Guthmann-Chester		1000m	1000m	(0:13.33)	(0:10.78)	(0:10.99)	(0:11.11)	(0:11.23)	(0:12.15)		
3	7	VALEDICTORIAN	1	68.2	0:10.90	1:10.06 [3]	0:56.98 [2]	0:46.08 [2]	0:34.99 [3]	0:23.79 [3]	0:12.63 [2]	5.75L	0:34.99 +2
		Kyle Wilson-Taylor		Overall	1000m	(0:13.08)	(0:10.90)	(0:11.09)	(0:11.20)	(0:11.16)	(0:12.63)		
4	8	WILY JACK	4	68.6	0:10.78	1:10.13 [4]	0:56.66 [6]	0:45.88 [6]	0:34.80 [6]	0:23.38 [6]	0:11.92 [5]	6.21L	0:34.80 +3
		Cejay Graham		1000m	1000m	(0:13.47)	(0:10.78)	(0:11.08)	(0:11.42)	(0:11.46)	(0:11.92)		
5	6	LES AMIS	3	70.0	0:10.65	1:10.40 [5]	0:56.56 [7]	0:45.91 [7]	0:34.86 [7]	0:23.32 [7]	0:11.89 [7]	7.77L	0:34.86 +2
		Jackson Murphy		1000m	1000m	(0:13.84)	(0:10.65)	(0:11.05)	(0:11.54)	(0:11.43)	(0:11.89)		
6	5	HARD AS BROK	2	69.8	0:10.89	1:10.93 [6]	0:57.80 [3]	0:46.91 [4]	0:35.87 [2]	0:24.52 [4]	0:12.79 [4]	10.9L	0:35.87 +0
		Les Tilley		Overall	1000m	(0:13.13)	(0:10.89)	(0:11.04)	(0:11.35)	(0:11.73)	(0:12.79)		
7	1	ANXO	5	68.6	0:10.87	1:11.05 [7]	0:57.91 [4]	0:47.04 [3]	0:35.91 [5]	0:24.48 [5]	0:12.69 [6]	11.61L	0:35.91 +5
		Jake Bayliss		1000m	1000m	(0:13.14)	(0:10.87)	(0:11.13)	(0:11.43)	(0:11.79)	(0:12.69)		

Scratched: Something Shiny (#4), Innervisions (#2)



Horse/Jockey Name	Now Is The Hour
Final Rank	1
Fastest Section Time (Section)	0:10.65 (1000m)
Top Speed [km/h] (Section)	69.8 (1000m)
Race State	Finished

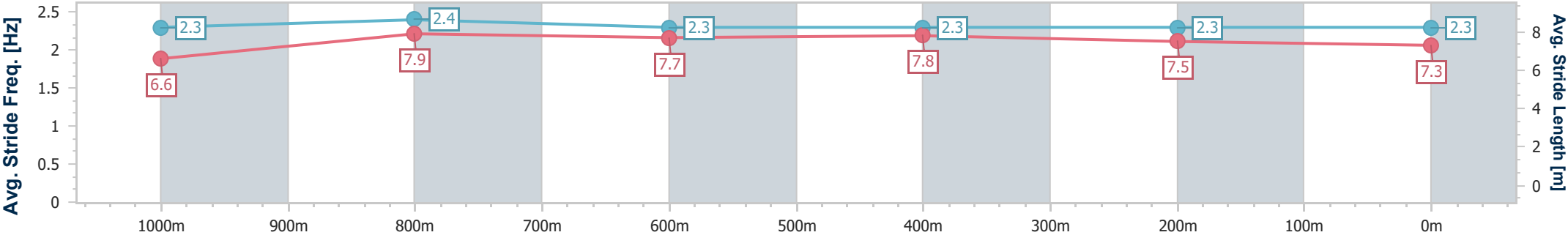
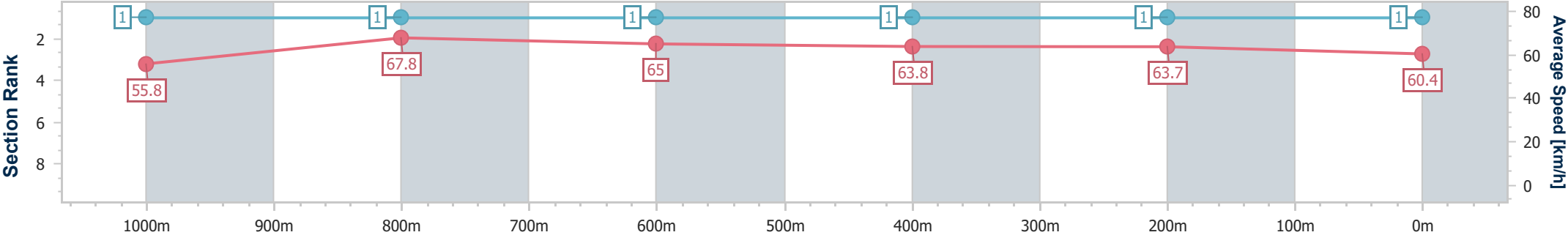


DoombenProfessional
Race 3: ROAD TO MAGIC MILLIONS ON SALE NOW Colts,
Geldings & Entires Maiden Plate - 1200m
17 September 2025 - 13:53
Track Rating: Soft 5, Weather: Fine, Rail Position: +9.5m Entire



BRISBANE
RACING CLUB

Section	Overall	1000m	800m	600m	400m	200m							
Section Times	1:09.08 [1] (0:12.87)	0:56.21 [1] (0:10.65)	0:45.56 [1] (0:11.06)	0:34.50 [1] (0:11.32)	0:23.18 [1] (0:11.23)	0:11.95 [1] (0:11.95)							
Average Speed [km/h]	55.8	67.8	65.0	63.8	63.7	60.4							
Top Speed [km/h]	69.3	69.8	66.0	65.4	65.3	63.8							
Avg. Dist. to Rail [m]	5.4	1.6	0.2	0.2	1.8	3.2							
Avg. Stride Freq. [Hz]	2.3	2.4	2.3	2.3	2.3	2.3							
Avg. Stride Length [m]	6.6	7.9	7.7	7.8	7.5	7.3							





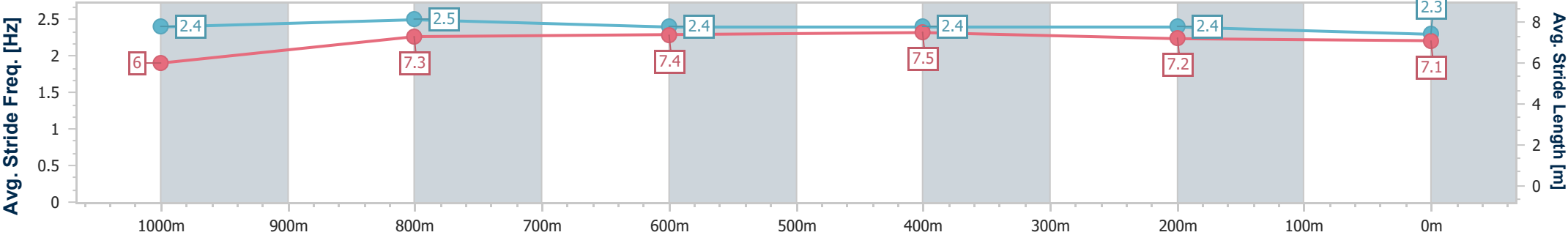
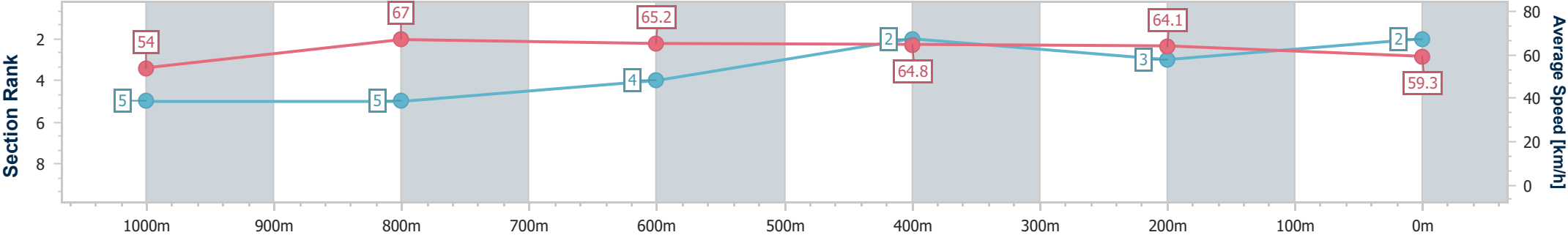
Horse/Jockey Name	Wootten Hyde
Final Rank	2
Fastest Section Time (Section)	0:10.78 (1000m)
Top Speed [km/h] (Section)	69.3 (1000m)
Race State	Finished



DoombenProfessional
Race 3: ROAD TO MAGIC MILLIONS ON SALE NOW Colts,
Geldings & Entires Maiden Plate - 1200m
17 September 2025 - 13:53
Track Rating: Soft 5, Weather: Fine, Rail Position: +9.5m Entire



Section	Overall	1000m	800m	600m	400m	200m								
Section Times	1:09.59 [2] (0:13.33)	0:56.26 [5] (0:10.78)	0:45.48 [5] (0:10.99)	0:34.49 [4] (0:11.11)	0:23.38 [2] (0:11.23)	0:12.15 [3] (0:12.15)								
Average Speed [km/h]	54.0	67.0	65.2	64.8	64.1	59.3								
Top Speed [km/h]	68.6	69.3	67.4	65.6	65.3	63.2								
Avg. Dist. to Rail [m]	3.6	0.8	1.0	0.6	1.8	2.4								
Avg. Stride Freq. [Hz]	2.4	2.5	2.4	2.4	2.4	2.3								
Avg. Stride Length [m]	6.0	7.3	7.4	7.5	7.2	7.1								





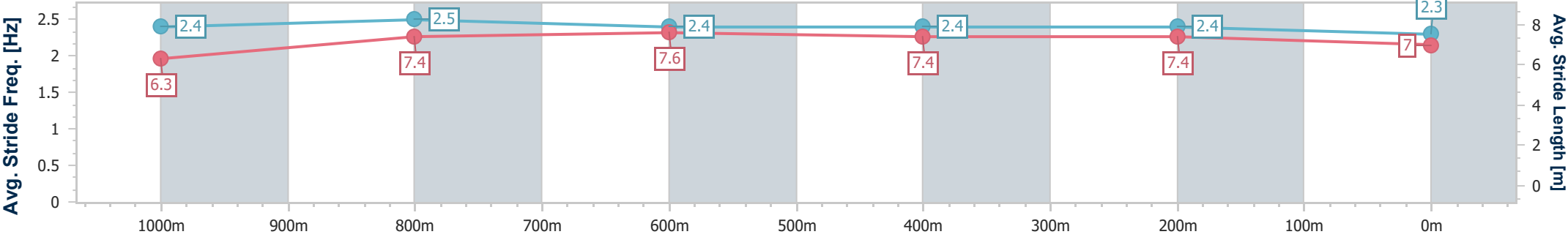
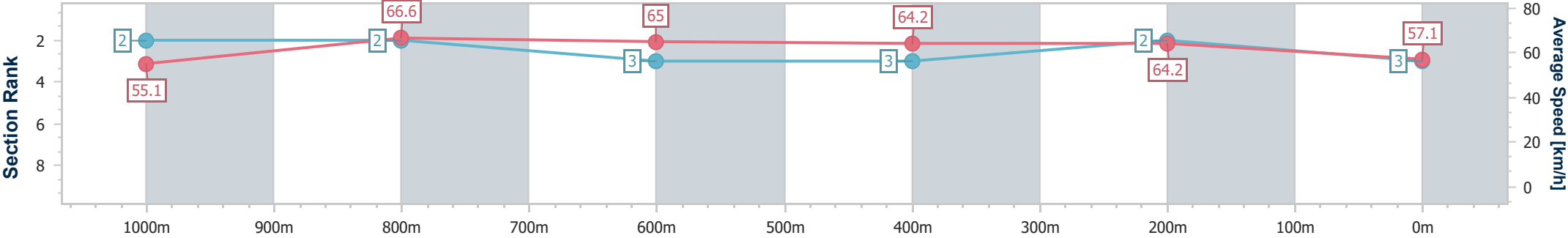
Horse/Jockey Name	Valedictorian
Final Rank	3
Fastest Section Time (Section)	0:10.90 (1000m)
Top Speed [km/h] (Section)	68.2 (Overall)
Race State	Finished



DoombenProfessional
Race 3: ROAD TO MAGIC MILLIONS ON SALE NOW Colts,
Geldings & Entires Maiden Plate - 1200m
17 September 2025 - 13:53
Track Rating: Soft 5, Weather: Fine, Rail Position: +9.5m Entire



Section	Overall	1000m	800m	600m	400m	200m								
Section Times	1:10.06 [3] (0:13.08)	0:56.98 [2] (0:10.90)	0:46.08 [2] (0:11.09)	0:34.99 [3] (0:11.20)	0:23.79 [3] (0:11.16)	0:12.63 [2] (0:12.63)								
Average Speed [km/h]	55.1	66.6	65.0	64.2	64.2	57.1								
Top Speed [km/h]	68.2	68.0	66.5	65.2	65.5	62.8								
Avg. Dist. to Rail [m]	1.9	2.1	0.6	0.7	1.1	1.5								
Avg. Stride Freq. [Hz]	2.4	2.5	2.4	2.4	2.4	2.3								
Avg. Stride Length [m]	6.3	7.4	7.6	7.4	7.4	7.0								





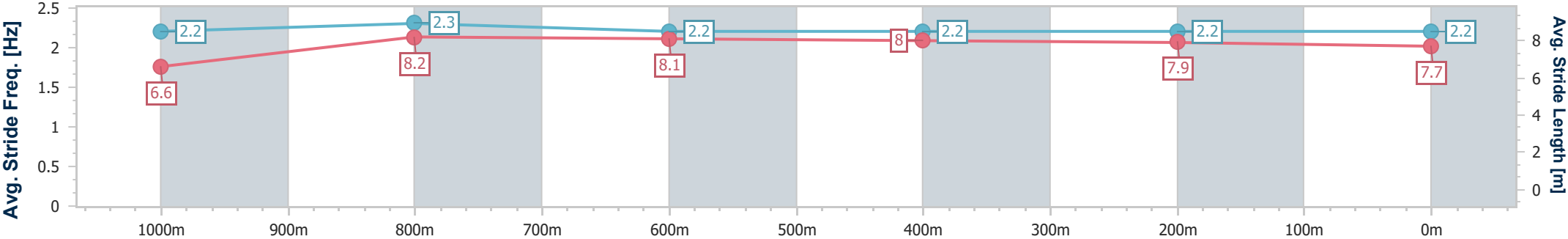
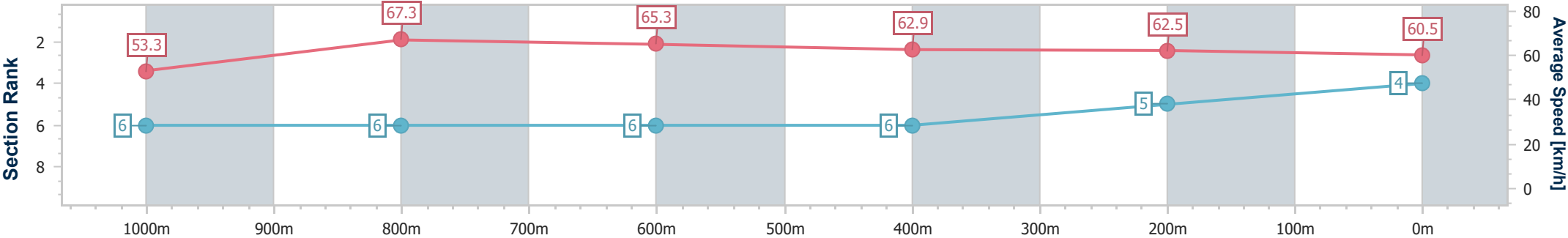
Horse/Jockey Name	Wily Jack
Final Rank	4
Fastest Section Time (Section)	0:10.78 (1000m)
Top Speed [km/h] (Section)	68.6 (1000m)
Race State	Finished



DoombenProfessional
Race 3: ROAD TO MAGIC MILLIONS ON SALE NOW Colts,
Geldings & Entires Maiden Plate - 1200m
17 September 2025 - 13:53
Track Rating: Soft 5, Weather: Fine, Rail Position: +9.5m Entire



Section	Overall	1000m	800m	600m	400m	200m								
Section Times	1:10.13 [4] (0:13.47)	0:56.66 [6] (0:10.78)	0:45.88 [6] (0:11.08)	0:34.80 [6] (0:11.42)	0:23.38 [6] (0:11.46)	0:11.92 [5] (0:11.92)								
Average Speed [km/h]	53.3	67.3	65.3	62.9	62.5	60.5								
Top Speed [km/h]	67.9	68.6	66.6	64.2	63.5	62.8								
Avg. Dist. to Rail [m]	2.7	1.2	1.0	0.7	0.8	2.2								
Avg. Stride Freq. [Hz]	2.2	2.3	2.2	2.2	2.2	2.2								
Avg. Stride Length [m]	6.6	8.2	8.1	8.0	7.9	7.7								





Horse/Jockey Name	Les Amis
Final Rank	5
Fastest Section Time (Section)	0:10.65 (1000m)
Top Speed [km/h] (Section)	70.0 (1000m)
Race State	Finished

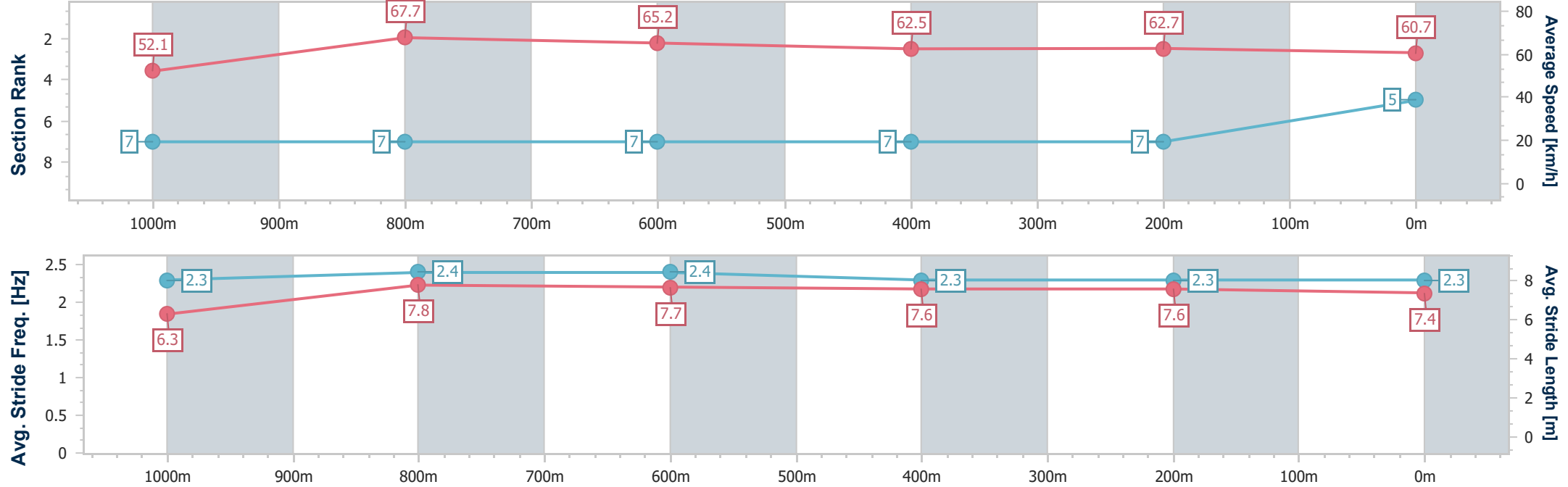


DoombenProfessional
Race 3: ROAD TO MAGIC MILLIONS ON SALE NOW Colts,
Geldings & Entires Maiden Plate - 1200m
17 September 2025 - 13:53
Track Rating: Soft 5, Weather: Fine, Rail Position: +9.5m Entire



BRISBANE
RACING CLUB

Section	Overall	1000m	800m	600m	400m	200m								
Section Times	1:10.40 [5] (0:13.84)	0:56.56 [7] (0:10.65)	0:45.91 [7] (0:11.05)	0:34.86 [7] (0:11.54)	0:23.32 [7] (0:11.43)	0:11.89 [7] (0:11.89)								
Average Speed [km/h]	52.1	67.7	65.2	62.5	62.7	60.7								
Top Speed [km/h]	67.6	70.0	67.0	63.9	63.5	63.3								
Avg. Dist. to Rail [m]	2.5	0.7	0.7	0.7	1.1	1.6								
Avg. Stride Freq. [Hz]	2.3	2.4	2.4	2.3	2.3	2.3								
Avg. Stride Length [m]	6.3	7.8	7.7	7.6	7.6	7.4								



[] Ranking at each section and finish
-.-.- No data available at this section
NA No data available



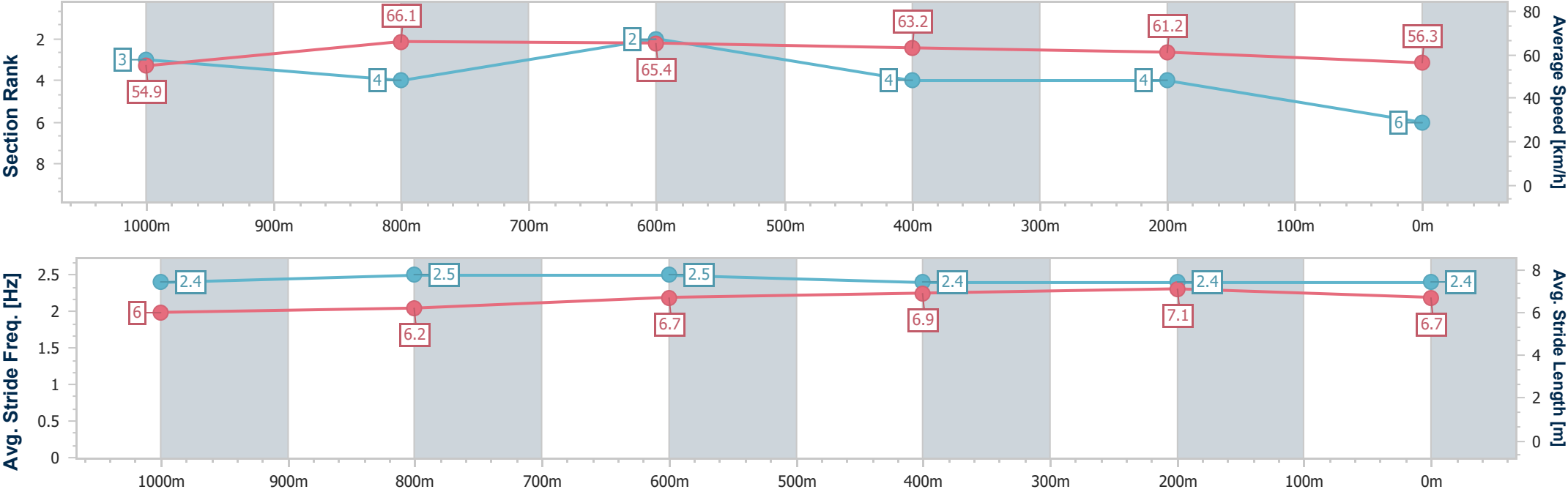
Horse/Jockey Name	Hard As Brok
Final Rank	6
Fastest Section Time (Section)	0:10.89 (1000m)
Top Speed [km/h] (Section)	69.8 (Overall)
Race State	Finished



DoombenProfessional
Race 3: ROAD TO MAGIC MILLIONS ON SALE NOW Colts,
Geldings & Entires Maiden Plate - 1200m
17 September 2025 - 13:53
Track Rating: Soft 5, Weather: Fine, Rail Position: +9.5m Entire



Section	Overall	1000m	800m	600m	400m	200m								
Section Times	1:10.93 [6] (0:13.13)	0:57.80 [3] (0:10.89)	0:46.91 [4] (0:11.04)	0:35.87 [2] (0:11.35)	0:24.52 [4] (0:11.73)	0:12.79 [4] (0:12.79)								
Average Speed [km/h]	54.9	66.1	65.4	63.2	61.2	56.3								
Top Speed [km/h]	69.8	69.2	67.3	65.1	62.1	59.4								
Avg. Dist. to Rail [m]	1.6	0.9	0.4	0.5	0.8	0.5								
Avg. Stride Freq. [Hz]	2.4	2.5	2.5	2.4	2.4	2.4								
Avg. Stride Length [m]	6.0	6.2	6.7	6.9	7.1	6.7								





Horse/Jockey Name	Anxo
Final Rank	7
Fastest Section Time (Section)	0:10.87 (1000m)
Top Speed [km/h] (Section)	68.6 (1000m)
Race State	Finished

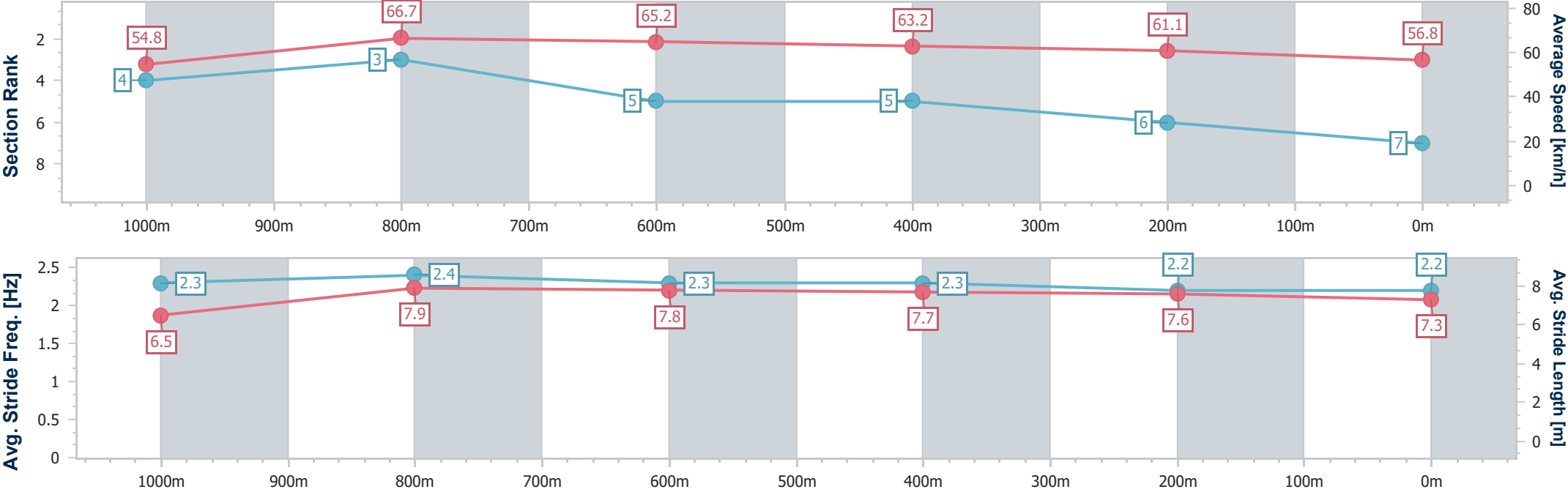


DoombenProfessional
Race 3: ROAD TO MAGIC MILLIONS ON SALE NOW Colts,
Geldings & Entires Maiden Plate - 1200m
17 September 2025 - 13:53
Track Rating: Soft 5, Weather: Fine, Rail Position: +9.5m Entire



BRISBANE
RACING CLUB

Section	Overall	1000m	800m	600m	400m	200m							
Section Times	1:11.05 [7] (0:13.14)	0:57.91 [4] (0:10.87)	0:47.04 [3] (0:11.13)	0:35.91 [5] (0:11.43)	0:24.48 [5] (0:11.79)	0:12.69 [6] (0:12.69)							
Average Speed [km/h]	54.8	66.7	65.2	63.2	61.1	56.8							
Top Speed [km/h]	67.5	68.6	66.4	65.4	62.1	59.9							
Avg. Dist. to Rail [m]	3.3	2.6	1.6	1.0	1.0	2.4							
Avg. Stride Freq. [Hz]	2.3	2.4	2.3	2.3	2.2	2.2							
Avg. Stride Length [m]	6.5	7.9	7.8	7.7	7.6	7.3							





DoombenProfessional
Race 4: PINK RIBBON RACEWEEK QTIS Three-Year-Old & Four-Year-Old BENCHMARK 65 Handicap - 1650m
17 September 2025 - 14:28



Track Rating: Good 4, Weather: Fine, Rail Position: +9.5m Entire

Section					Overall	1400m	1200m	1000m	800m	600m	400m	Last 600m		
Field Times					1:41.07 (0:17.17)	1:23.90 (0:12.10)	1:11.80 (0:12.09)	0:59.71 (0:12.40)	0:47.31 (0:12.30)	0:35.01 (0:11.97)	0:23.04 (0:11.26)	0:35.01		
Rank	TAB	Horse/Jockey	Barrier	Top Speed [km/h]	Fastest Section								Distance Travelled [m]	
1	4	LONESOME SOUL	2	65.7	0:11.15	1:41.07 [1]	1:23.64 [3]	1:11.51 [3]	0:59.41 [3]	0:46.74 [3]	0:34.43 [3]	0:22.82 [2]	0:34.43	
		Emily Lang		400m	400m	(0:17.43)	(0:12.13)	(0:12.10)	(0:12.67)	(0:12.31)	(0:11.61)	(0:11.15)		
2	6	MEANER THAN EVIL	1	66.5	0:11.15	1:41.12 [2]	1:23.57 [5]	1:11.38 [4]	0:59.04 [5]	0:46.73 [4]	0:34.42 [4]	0:22.66 [5]	0:34.42	-6
		Damien Thornton		400m	400m	(0:17.55)	(0:12.19)	(0:12.34)	(0:12.31)	(0:12.31)	(0:11.76)	(0:11.15)		
3	1	LOCH AWE	3	65.5	0:11.17	1:41.19 [3]	1:24.01 [2]	1:11.80 [2]	0:59.61 [2]	0:47.08 [2]	0:34.76 [2]	0:22.89 [3]	0:34.76	-2
		Luke Dempsey		400m	400m	(0:17.18)	(0:12.21)	(0:12.19)	(0:12.53)	(0:12.32)	(0:11.87)	(0:11.17)		
4	2	LET'S DO IT AGAIN	4	65.0	0:11.26	1:41.21 [4]	1:24.04 [1]	1:11.94 [1]	0:59.85 [1]	0:47.45 [1]	0:35.15 [1]	0:23.18 [1]	0:35.15	-4
		Jace McMurray		400m	400m	(0:17.17)	(0:12.10)	(0:12.09)	(0:12.40)	(0:12.30)	(0:11.97)	(0:11.26)		
5	3	BUSKER	5	65.7	0:11.16	1:41.40 [5]	1:23.90 [4]	1:11.54 [5]	0:59.49 [4]	0:46.75 [6]	0:34.56 [6]	0:22.91 [6]	0:34.56	+2
		Angela Jones		400m	400m	(0:17.50)	(0:12.36)	(0:12.05)	(0:12.74)	(0:12.19)	(0:11.65)	(0:11.16)		
6	7	CRIMSON SPIRIT	6	64.8	0:11.24	1:41.41 [6]	1:23.62 [6]	1:11.49 [6]	0:59.23 [6]	0:46.88 [5]	0:34.69 [5]	0:23.05 [4]	0:34.69	-1
		Georgina Cartwright		400m	400m	(0:17.79)	(0:12.13)	(0:12.26)	(0:12.35)	(0:12.19)	(0:11.64)	(0:11.24)		

Scratched: Flop Shot (#5)



DoombenProfessional
Race 4: PINK RIBBON RACEWEEK QTIS Three-Year-Old & Four-Year-Old BENCHMARK 65 Handicap - 1650m
17 September 2025 - 14:28



Track Rating: Good 4, Weather: Fine, Rail Position: +9.5m Entire

Section		200m					Last 600m	
Field Times		0:11.78 (0:11.78)					0:35.01	
Rank	TAB	Horse/Jockey	Barrier	Top Speed [km/h]	Fastest Section	Margin		Distance Travelled [m]
1	4	LONESOME SOUL	2	65.7	0:11.15	0:11.67 [2]	1:41.07	0:34.43
		Emily Lang		400m	400m	(0:11.67)		
2	6	MEANER THAN EVIL	1	66.5	0:11.15	0:11.51 [5]	0.3L	0:34.42
		Damien Thornton		400m	400m	(0:11.51)		-6
3	1	LOCH AWE	3	65.5	0:11.17	0:11.72 [3]	0.74L	0:34.76
		Luke Dempsey		400m	400m	(0:11.72)		-2
4	2	LET'S DO IT AGAIN	4	65.0	0:11.26	0:11.92 [1]	0.84L	0:35.15
		Jace McMurray		400m	400m	(0:11.92)		-4
5	3	BUSKER	5	65.7	0:11.16	0:11.75 [6]	1.94L	0:34.56
		Angela Jones		400m	400m	(0:11.75)		+2
6	7	CRIMSON SPIRIT	6	64.8	0:11.24	0:11.81 [4]	2.01L	0:34.69
		Georgina Cartwright		400m	400m	(0:11.81)		-1

Scratched: Flop Shot (#5)



Horse/Jockey Name	Lonesome Soul
Final Rank	1
Fastest Section Time (Section)	0:11.15 (400m)
Top Speed [km/h] (Section)	65.7 (400m)
Race State	Finished



DooombenProfessional
Race 4: PINK RIBBON RACEWEEK QTIS Three-Year-Old &
Four-Year-Old BENCHMARK 65 Handicap - 1650m

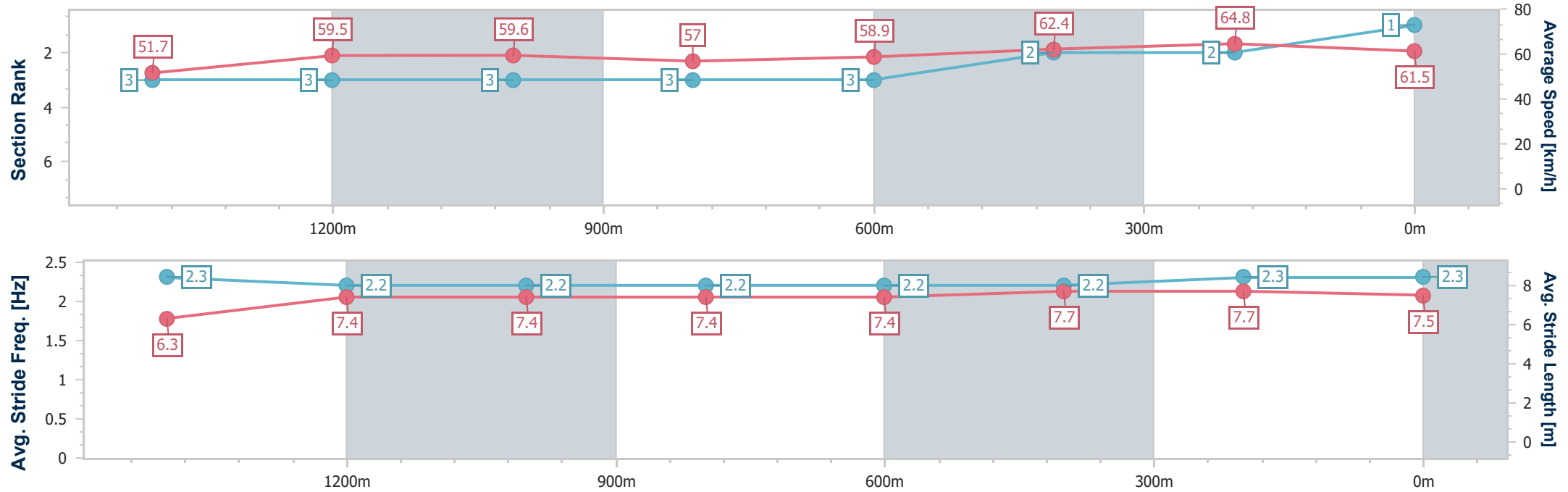
17 September 2025 - 14:28

Track Rating: Good 4, Weather: Fine, Rail Position: +9.5m Entire



BRISBANE
RACING CLUB

Section	Overall	1400m	1200m	1000m	800m	600m	400m	200m					
Section Times	1:41.07 [1] (0:17.43)	1:23.64 [3] (0:12.13)	1:11.51 [3] (0:12.10)	0:59.41 [3] (0:12.67)	0:46.74 [3] (0:12.31)	0:34.43 [3] (0:11.61)	0:22.82 [2] (0:11.15)	0:11.67 [2] (0:11.67)					
Average Speed [km/h]	51.7	59.5	59.6	57.0	58.9	62.4	64.8	61.5					
Top Speed [km/h]	62.1	60.7	60.3	59.7	60.3	63.9	65.7	64.5					
Avg. Dist. to Rail [m]	0.5	0.5	0.7	1.6	1.3	0.9	1.4	2.8					
Avg. Stride Freq. [Hz]	2.3	2.2	2.2	2.2	2.2	2.2	2.3	2.3					
Avg. Stride Length [m]	6.3	7.4	7.4	7.4	7.4	7.7	7.7	7.5					





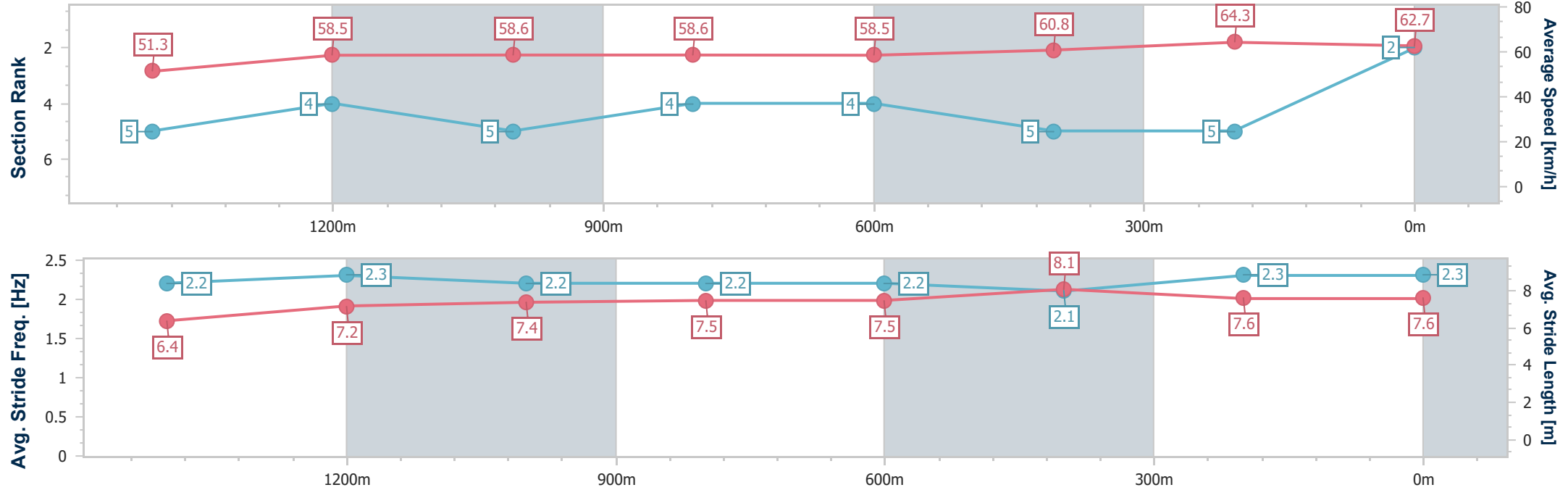
Horse/Jockey Name	Meaner Than Evil
Final Rank	2
Fastest Section Time (Section)	0:11.15 (400m)
Top Speed [km/h] (Section)	66.5 (400m)
Race State	Finished



DooombenProfessional
Race 4: PINK RIBBON RACEWEEK QTIS Three-Year-Old &
Four-Year-Old BENCHMARK 65 Handicap - 1650m
17 September 2025 - 14:28
Track Rating: Good 4, Weather: Fine, Rail Position: +9.5m Entire



Section	Overall	1400m	1200m	1000m	800m	600m	400m	200m					
Section Times	1:41.12 [2] (0:17.55)	1:23.57 [5] (0:12.19)	1:11.38 [4] (0:12.34)	0:59.04 [5] (0:12.31)	0:46.73 [4] (0:12.31)	0:34.42 [4] (0:11.76)	0:22.66 [5] (0:11.15)	0:11.51 [5] (0:11.51)					
Average Speed [km/h]	51.3	58.5	58.6	58.6	58.5	60.8	64.3	62.7					
Top Speed [km/h]	62.9	61.0	60.7	61.8	60.8	63.6	66.5	65.4					
Avg. Dist. to Rail [m]	0.8	0.7	0.8	1.2	0.3	1.0	1.7	0.6					
Avg. Stride Freq. [Hz]	2.2	2.3	2.2	2.2	2.2	2.1	2.3	2.3					
Avg. Stride Length [m]	6.4	7.2	7.4	7.5	7.5	8.1	7.6	7.6					





Horse/Jockey Name	Loch Awe
Final Rank	3
Fastest Section Time (Section)	0:11.17 (400m)
Top Speed [km/h] (Section)	65.5 (400m)
Race State	Finished



DooibenProfessional
Race 4: PINK RIBBON RACEWEEK QTIS Three-Year-Old &
Four-Year-Old BENCHMARK 65 Handicap - 1650m

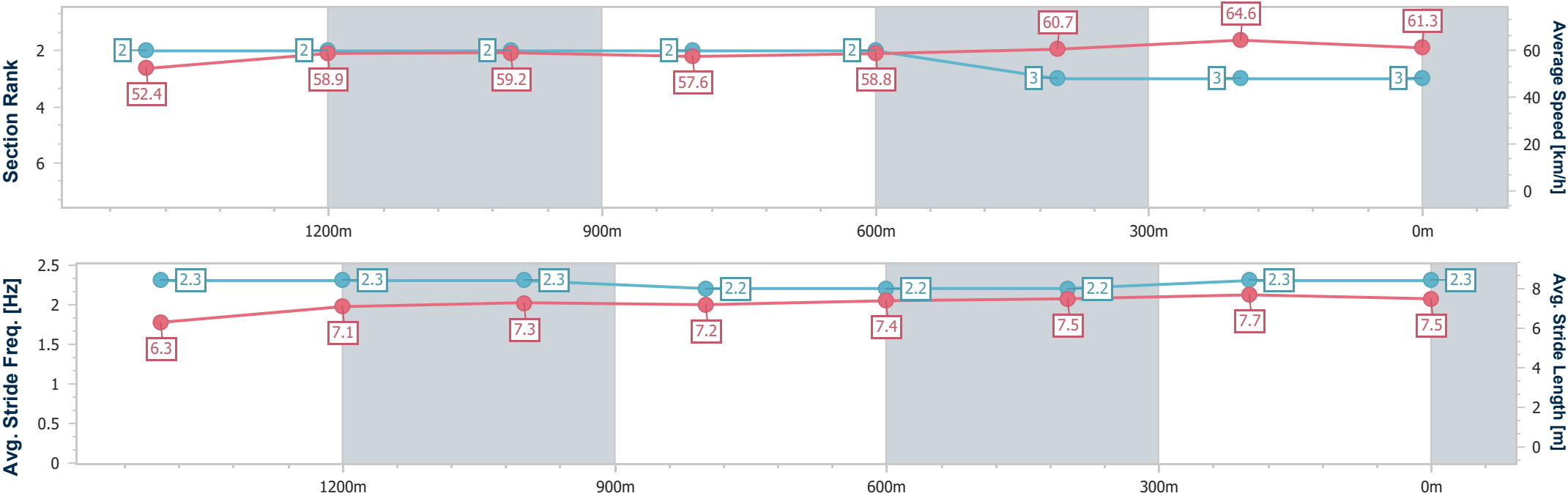
17 September 2025 - 14:28

Track Rating: Good 4, Weather: Fine, Rail Position: +9.5m Entire



BRISBANE
RACING CLUB

Section	Overall	1400m	1200m	1000m	800m	600m	400m	200m					
Section Times	1:41.19 [3] (0:17.18)	1:24.01 [2] (0:12.21)	1:11.80 [2] (0:12.19)	0:59.61 [2] (0:12.53)	0:47.08 [2] (0:12.32)	0:34.76 [2] (0:11.87)	0:22.89 [3] (0:11.17)	0:11.72 [3] (0:11.72)					
Average Speed [km/h]	52.4	58.9	59.2	57.6	58.8	60.7	64.6	61.3					
Top Speed [km/h]	63.8	61.3	60.6	59.4	60.4	63.0	65.5	65.0					
Avg. Dist. to Rail [m]	0.7	0.7	0.6	1.6	1.2	0.3	0.2	1.5					
Avg. Stride Freq. [Hz]	2.3	2.3	2.3	2.2	2.2	2.2	2.3	2.3					
Avg. Stride Length [m]	6.3	7.1	7.3	7.2	7.4	7.5	7.7	7.5					



- [] Ranking at each section and finish
- .-.- No data available at this section
- NA No data available



Horse/Jockey Name	Let's Do It Again
Final Rank	4
Fastest Section Time (Section)	0:11.26 (400m)
Top Speed [km/h] (Section)	65.0 (400m)
Race State	Finished



DooibenProfessional
Race 4: PINK RIBBON RACEWEEK QTIS Three-Year-Old &
Four-Year-Old BENCHMARK 65 Handicap - 1650m

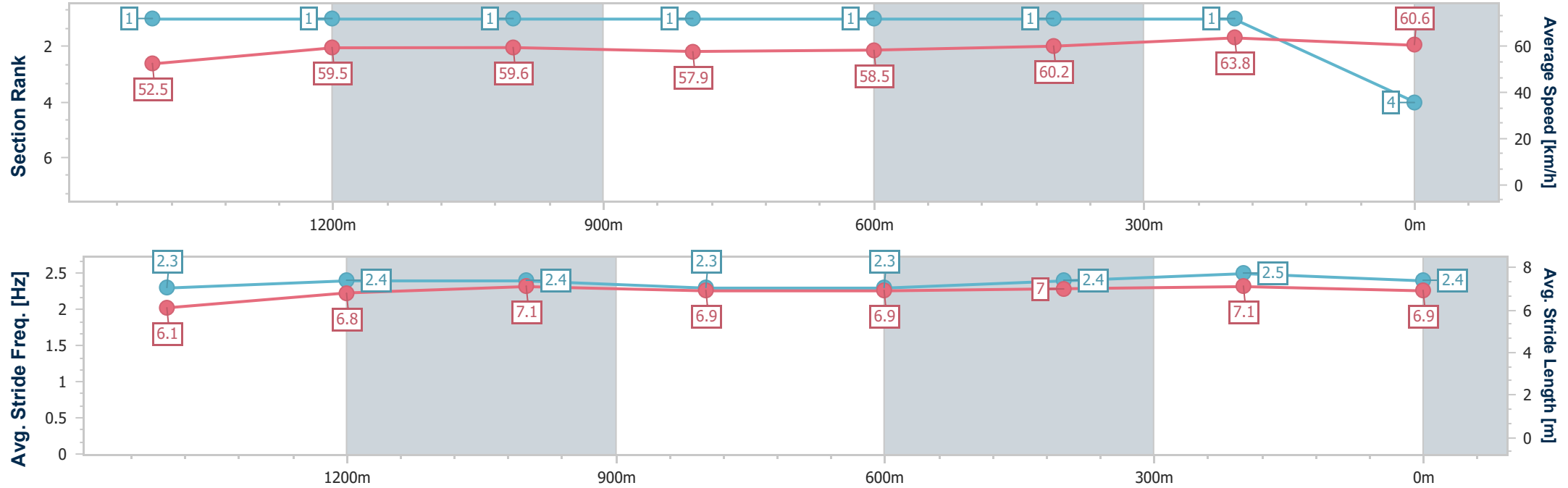
17 September 2025 - 14:28

Track Rating: Good 4, Weather: Fine, Rail Position: +9.5m Entire



BRISBANE
RACING CLUB

Section	Overall	1400m	1200m	1000m	800m	600m	400m	200m					
Section Times	1:41.21 [4] (0:17.17)	1:24.04 [1] (0:12.10)	1:11.94 [1] (0:12.09)	0:59.85 [1] (0:12.40)	0:47.45 [1] (0:12.30)	0:35.15 [1] (0:11.97)	0:23.18 [1] (0:11.26)	0:11.92 [1] (0:11.92)					
Average Speed [km/h]	52.5	59.5	59.6	57.9	58.5	60.2	63.8	60.6					
Top Speed [km/h]	64.0	62.4	60.6	58.8	59.6	62.4	65.0	63.0					
Avg. Dist. to Rail [m]	1.5	0.4	1.1	1.2	0.4	0.3	0.8	1.4					
Avg. Stride Freq. [Hz]	2.3	2.4	2.4	2.3	2.3	2.4	2.5	2.4					
Avg. Stride Length [m]	6.1	6.8	7.1	6.9	6.9	7.0	7.1	6.9					





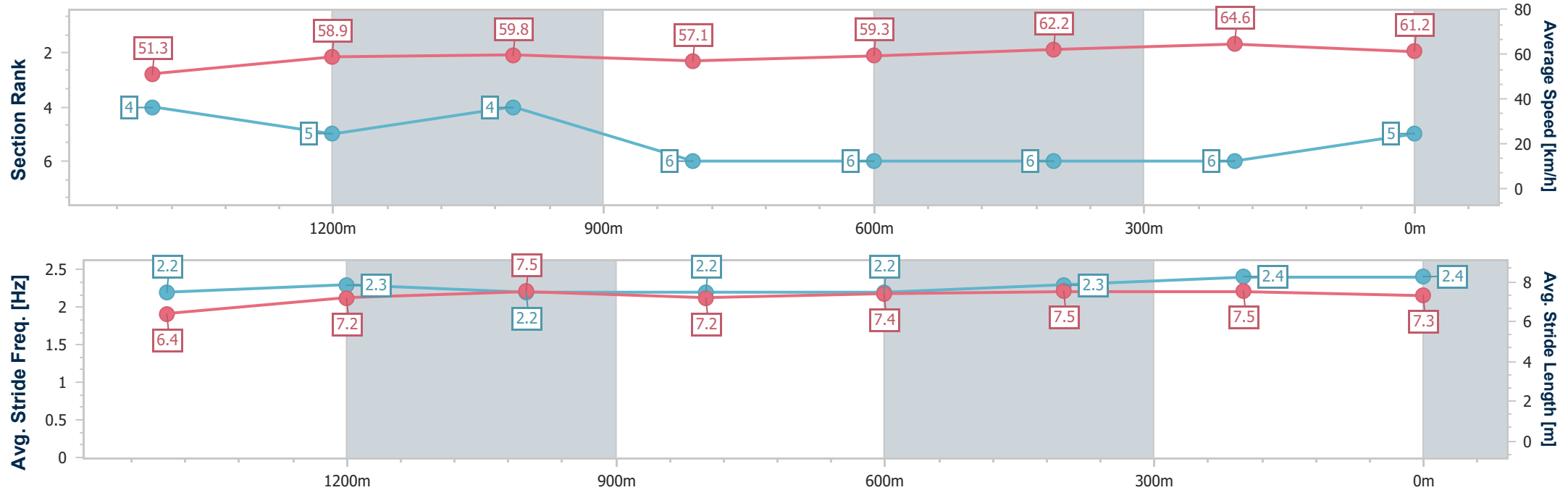
Horse/Jockey Name	Busker
Final Rank	5
Fastest Section Time (Section)	0:11.16 (400m)
Top Speed [km/h] (Section)	65.7 (400m)
Race State	Finished



DoombenProfessional
Race 4: PINK RIBBON RACEWEEK QTIS Three-Year-Old &
Four-Year-Old BENCHMARK 65 Handicap - 1650m
17 September 2025 - 14:28
Track Rating: Good 4, Weather: Fine, Rail Position: +9.5m Entire



Section	Overall	1400m	1200m	1000m	800m	600m	400m	200m				
Section Times	1:41.40 [5] (0:17.50)	1:23.90 [4] (0:12.36)	1:11.54 [5] (0:12.05)	0:59.49 [4] (0:12.74)	0:46.75 [6] (0:12.19)	0:34.56 [6] (0:11.65)	0:22.91 [6] (0:11.16)	0:11.75 [6] (0:11.75)				
Average Speed [km/h]	51.3	58.9	59.8	57.1	59.3	62.2	64.6	61.2				
Top Speed [km/h]	63.1	60.5	61.2	60.2	60.9	64.0	65.7	63.8				
Avg. Dist. to Rail [m]	1.5	1.9	1.7	2.3	1.6	1.0	1.8	2.9				
Avg. Stride Freq. [Hz]	2.2	2.3	2.2	2.2	2.2	2.3	2.4	2.4				
Avg. Stride Length [m]	6.4	7.2	7.5	7.2	7.4	7.5	7.5	7.3				





Horse/Jockey Name	Crimson Spirit
Final Rank	6
Fastest Section Time (Section)	0:11.24 (400m)
Top Speed [km/h] (Section)	64.8 (400m)
Race State	Finished

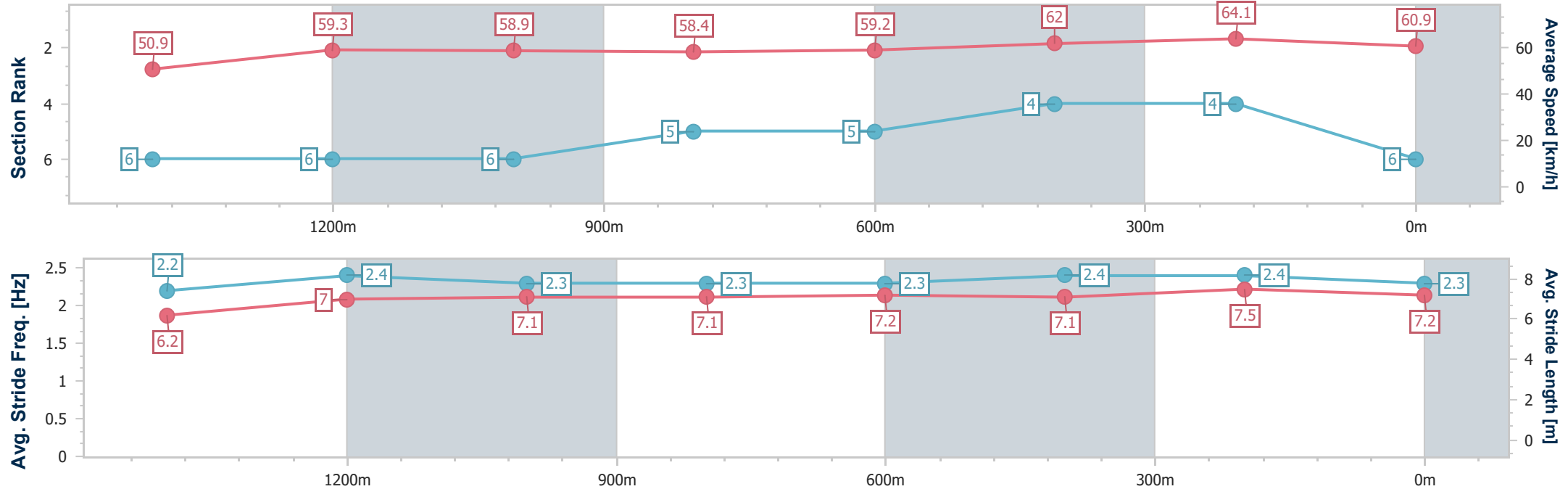


DooombenProfessional
Race 4: PINK RIBBON RACEWEEK QTIS Three-Year-Old &
Four-Year-Old BENCHMARK 65 Handicap - 1650m
17 September 2025 - 14:28
Track Rating: Good 4, Weather: Fine, Rail Position: +9.5m Entire



BRISBANE
RACING CLUB

Section	Overall	1400m	1200m	1000m	800m	600m	400m	200m					
Section Times	1:41.41 [6] (0:17.79)	1:23.62 [6] (0:12.13)	1:11.49 [6] (0:12.26)	0:59.23 [6] (0:12.35)	0:46.88 [5] (0:12.19)	0:34.69 [5] (0:11.64)	0:23.05 [4] (0:11.24)	0:11.81 [4] (0:11.81)					
Average Speed [km/h]	50.9	59.3	58.9	58.4	59.2	62.0	64.1	60.9					
Top Speed [km/h]	61.8	61.6	61.0	61.0	60.4	63.6	64.8	63.2					
Avg. Dist. to Rail [m]	3.0	0.5	0.1	0.5	0.4	0.4	0.8	0.9					
Avg. Stride Freq. [Hz]	2.2	2.4	2.3	2.3	2.3	2.4	2.4	2.3					
Avg. Stride Length [m]	6.2	7.0	7.1	7.1	7.2	7.1	7.5	7.2					





DoombenProfessional

Race 5: SKY RACING BENCHMARK 75 Handicap - 1200m

17 September 2025 - 15:04



BRISBANE
RACING CLUB

Track Rating: Good 4, Weather: Fine, Rail Position: +9.5m Entire

Section						Overall	1000m	800m	600m	400m	200m	Last 600m			
Field Times						1:09.90 (0:13.09)	0:56.81 (0:11.12)	0:45.69 (0:11.97)	0:33.72 (0:11.49)	0:22.23 (0:10.74)	0:11.49 (0:11.49)	0:33.72			
Rank	TAB	Horse/Jockey	Barrier	Top Speed [km/h]	Fastest Section									Margin	Distance Travelled [m]
1	5	PARETO	9	69.5	0:10.67	1:09.90 [1]	0:56.81 [1]	0:45.55 [2]	0:33.43 [2]	0:22.07 [2]	0:11.40 [2]	1:09.90	0:33.43		
		Danny Peisley		Overall	400m	(0:13.09)	(0:11.26)	(0:12.12)	(0:11.36)	(0:10.67)	(0:11.40)				
2	6	SHOT OF WHISKEY	7	70.3	0:10.74	1:09.99 [2]	0:56.84 [2]	0:45.78 [1]	0:33.81 [1]	0:22.32 [1]	0:11.58 [1]	0.53L	0:33.81	-2	
		Daniel Moor		1000m	400m	(0:13.15)	(0:11.06)	(0:11.97)	(0:11.49)	(0:10.74)	(0:11.58)				
3	1	TONNEOFGRIT	2	67.8	0:10.82	1:10.30 [3]	0:56.55 [7]	0:45.42 [6]	0:33.55 [5]	0:22.13 [5]	0:11.31 [5]	2.36L	0:33.55	-6	
		Jace McMurray		400m	400m	(0:13.75)	(0:11.13)	(0:11.87)	(0:11.42)	(0:10.82)	(0:11.31)				
4	8	MERCHANT LADY	4	69.3	0:10.56	1:10.33 [4]	0:56.71 [5]	0:45.33 [7]	0:33.26 [8]	0:21.98 [8]	0:11.42 [4]	2.53L	0:33.26	-2	
		Damien Thornton		400m	400m	(0:13.62)	(0:11.38)	(0:12.07)	(0:11.28)	(0:10.56)	(0:11.42)				
5	2	XPRESSO	5	67.7	0:10.80	1:10.40 [5]	0:56.55 [9]	0:45.30 [8]	0:33.40 [7]	0:22.09 [6]	0:11.29 [7]	2.95L	0:33.40	-6	
		Cody Collis		400m	400m	(0:13.85)	(0:11.25)	(0:11.90)	(0:11.31)	(0:10.80)	(0:11.29)				
6	7	FIELD OF MYRTLE	1	67.9	0:10.74	1:10.40 [6]	0:56.76 [6]	0:45.63 [4]	0:33.74 [4]	0:22.33 [3]	0:11.59 [3]	2.98L	0:33.74	-8	
		Andrew Mallyon		400m	400m	(0:13.64)	(0:11.13)	(0:11.89)	(0:11.41)	(0:10.74)	(0:11.59)				
7	9	CASROCK	6	68.7	0:10.74	1:10.57 [7]	0:56.74 [8]	0:45.28 [9]	0:33.34 [9]	0:22.09 [9]	0:11.35 [9]	3.95L	0:33.34	-7	
		Cejay Graham		400m	400m	(0:13.83)	(0:11.46)	(0:11.94)	(0:11.25)	(0:10.74)	(0:11.35)				
8	4	LAYDOWNLILY	8	69.0	0:10.91	1:10.60 [8]	0:57.24 [3]	0:45.96 [3]	0:33.94 [3]	0:22.44 [4]	0:11.53 [6]	4.12L	0:33.94	-5	
		Tiffani Brooker		Overall	400m	(0:13.36)	(0:11.28)	(0:12.02)	(0:11.50)	(0:10.91)	(0:11.53)				
9	3	DEFIANT SPIRIT	3	67.9	0:10.86	1:10.63 [9]	0:57.17 [4]	0:45.82 [5]	0:33.74 [6]	0:22.32 [6]	0:11.46 [8]	4.3L	0:33.74	-3	
		Corey Sutherland		400m	400m	(0:13.46)	(0:11.35)	(0:12.08)	(0:11.42)	(0:10.86)	(0:11.46)				



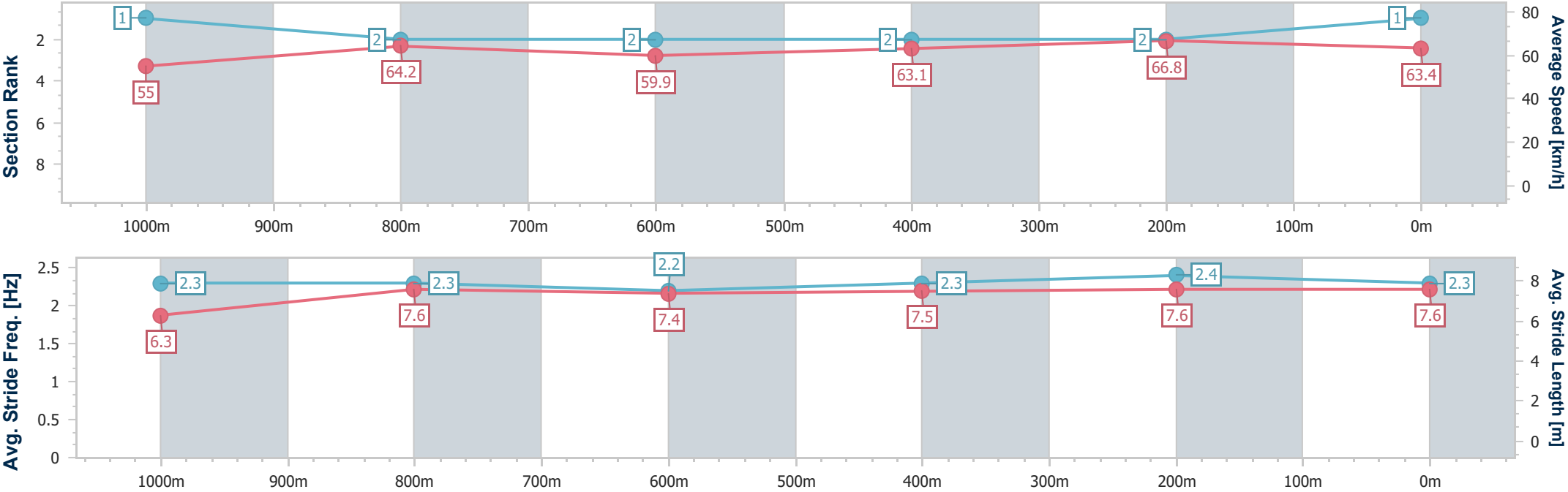
Horse/Jockey Name	Pareto
Final Rank	1
Fastest Section Time (Section)	0:10.67 (400m)
Top Speed [km/h] (Section)	69.5 (Overall)
Race State	Finished



DoombenProfessional
Race 5: SKY RACING BENCHMARK 75 Handicap - 1200m
17 September 2025 - 15:04
Track Rating: Good 4, Weather: Fine, Rail Position: +9.5m Entire



Section	Overall	1000m	800m	600m	400m	200m							
Section Times	1:09.90 [1] (0:13.09)	0:56.81 [1] (0:11.26)	0:45.55 [2] (0:12.12)	0:33.43 [2] (0:11.36)	0:22.07 [2] (0:10.67)	0:11.40 [2] (0:11.40)							
Average Speed [km/h]	55.0	64.2	59.9	63.1	66.8	63.4							
Top Speed [km/h]	69.5	68.6	61.4	66.2	67.8	66.8							
Avg. Dist. to Rail [m]	6.7	1.8	2.2	2.3	3.0	0.7							
Avg. Stride Freq. [Hz]	2.3	2.3	2.2	2.3	2.4	2.3							
Avg. Stride Length [m]	6.3	7.6	7.4	7.5	7.6	7.6							





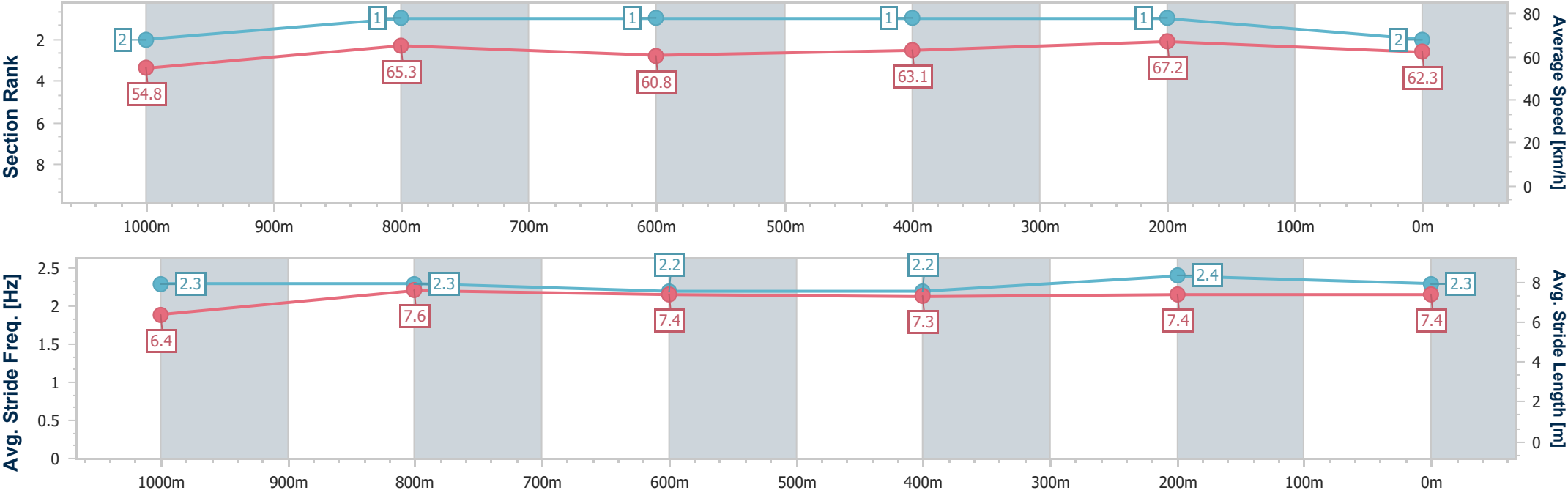
Horse/Jockey Name	Shot Of Whiskey
Final Rank	2
Fastest Section Time (Section)	0:10.74 (400m)
Top Speed [km/h] (Section)	70.3 (1000m)
Race State	Finished



DoombenProfessional
Race 5: SKY RACING BENCHMARK 75 Handicap - 1200m
17 September 2025 - 15:04
Track Rating: Good 4, Weather: Fine, Rail Position: +9.5m Entire



Section	Overall	1000m	800m	600m	400m	200m							
Section Times	1:09.99 [2] (0:13.15)	0:56.84 [2] (0:11.06)	0:45.78 [1] (0:11.97)	0:33.81 [1] (0:11.49)	0:22.32 [1] (0:10.74)	0:11.58 [1] (0:11.58)							
Average Speed [km/h]	54.8	65.3	60.8	63.1	67.2	62.3							
Top Speed [km/h]	70.0	70.3	61.9	65.4	67.9	66.1							
Avg. Dist. to Rail [m]	4.5	0.8	1.5	1.8	1.8	2.9							
Avg. Stride Freq. [Hz]	2.3	2.3	2.2	2.2	2.4	2.3							
Avg. Stride Length [m]	6.4	7.6	7.4	7.3	7.4	7.4							



[] Ranking at each section and finish
-.-.- No data available at this section
NA No data available



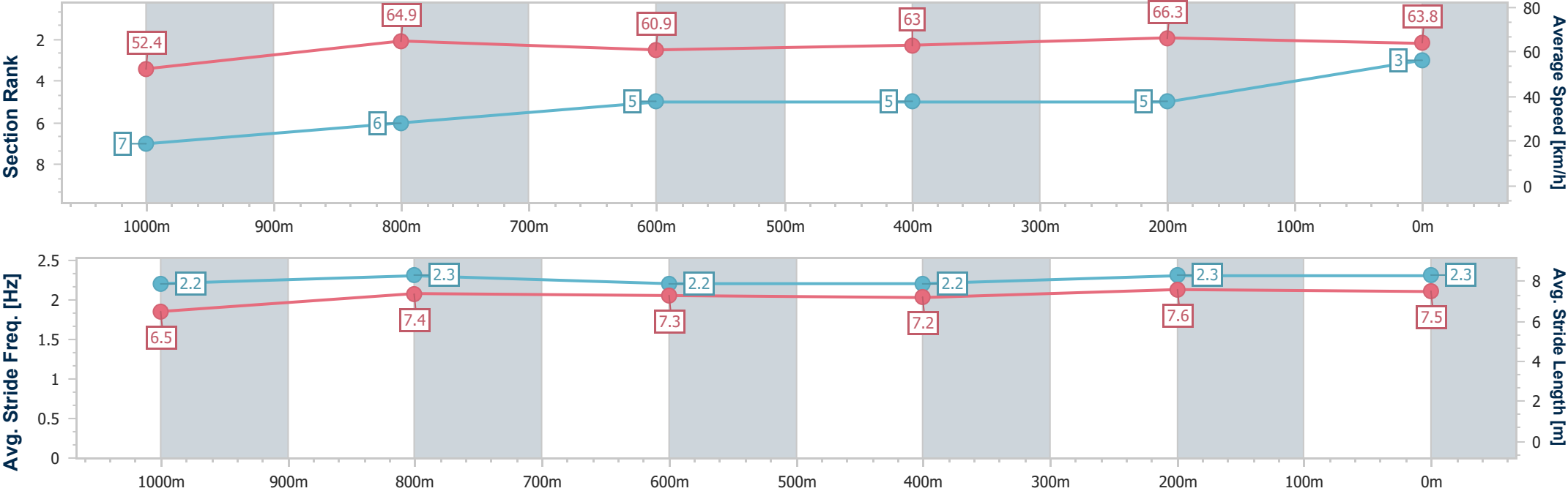
Horse/Jockey Name	Tonneofgrit
Final Rank	3
Fastest Section Time (Section)	0:10.82 (400m)
Top Speed [km/h] (Section)	67.8 (400m)
Race State	Finished



DooombenProfessional
Race 5: SKY RACING BENCHMARK 75 Handicap - 1200m
17 September 2025 - 15:04
Track Rating: Good 4, Weather: Fine, Rail Position: +9.5m Entire



Section	Overall	1000m	800m	600m	400m	200m							
Section Times	1:10.30 [3] (0:13.75)	0:56.55 [7] (0:11.13)	0:45.42 [6] (0:11.87)	0:33.55 [5] (0:11.42)	0:22.13 [5] (0:10.82)	0:11.31 [5] (0:11.31)							
Average Speed [km/h]	52.4	64.9	60.9	63.0	66.3	63.8							
Top Speed [km/h]	65.8	66.6	62.8	65.1	67.8	66.9							
Avg. Dist. to Rail [m]	2.1	0.9	0.6	0.5	0.8	0.5							
Avg. Stride Freq. [Hz]	2.2	2.3	2.2	2.2	2.3	2.3							
Avg. Stride Length [m]	6.5	7.4	7.3	7.2	7.6	7.5							



[] Ranking at each section and finish
-.-.- No data available at this section
NA No data available



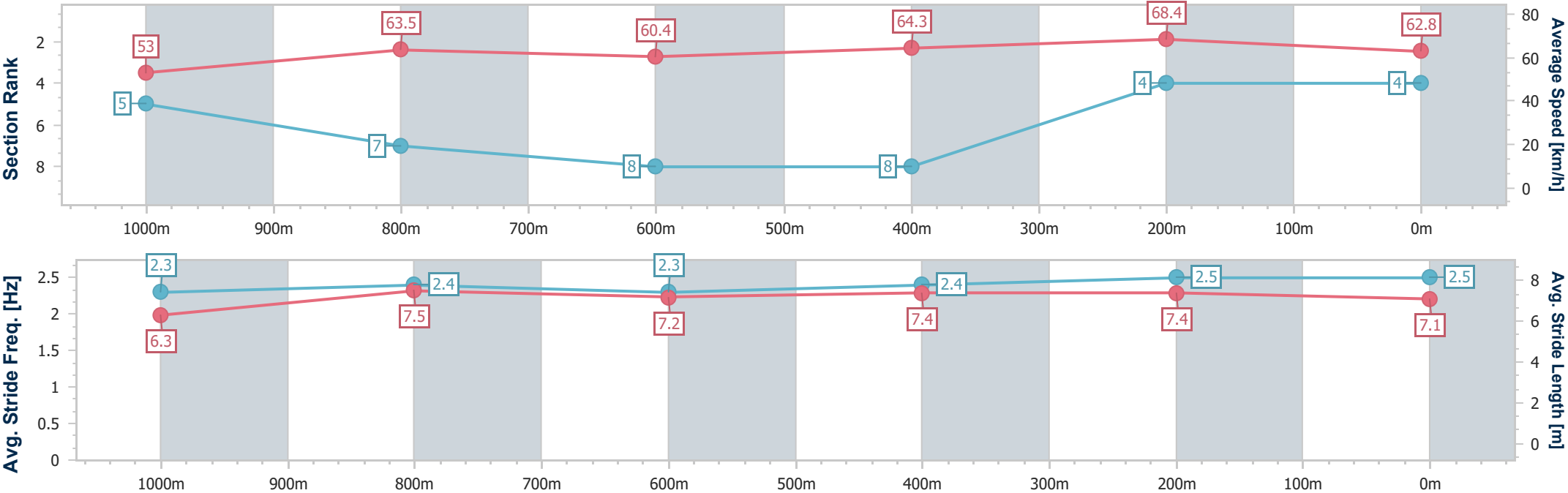
Horse/Jockey Name	Merchant Lady
Final Rank	4
Fastest Section Time (Section)	0:10.56 (400m)
Top Speed [km/h] (Section)	69.3 (400m)
Race State	Finished



DoombenProfessional
Race 5: SKY RACING BENCHMARK 75 Handicap - 1200m
17 September 2025 - 15:04
Track Rating: Good 4, Weather: Fine, Rail Position: +9.5m Entire



Section	Overall	1000m	800m	600m	400m	200m							
Section Times	1:10.33 [4] (0:13.62)	0:56.71 [5] (0:11.38)	0:45.33 [7] (0:12.07)	0:33.26 [8] (0:11.28)	0:21.98 [8] (0:10.56)	0:11.42 [4] (0:11.42)							
Average Speed [km/h]	53.0	63.5	60.4	64.3	68.4	62.8							
Top Speed [km/h]	65.2	65.8	62.7	66.8	69.3	66.8							
Avg. Dist. to Rail [m]	3.4	2.1	1.9	1.5	2.0	3.7							
Avg. Stride Freq. [Hz]	2.3	2.4	2.3	2.4	2.5	2.5							
Avg. Stride Length [m]	6.3	7.5	7.2	7.4	7.4	7.1							





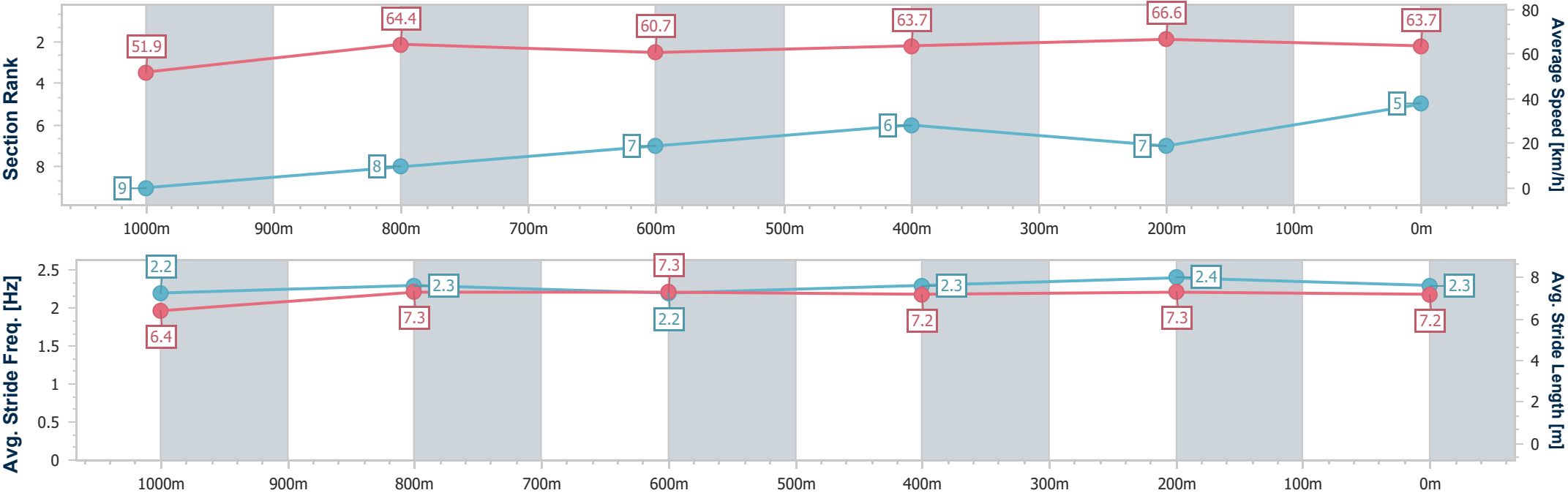
Horse/Jockey Name	Xpresso
Final Rank	5
Fastest Section Time (Section)	0:10.80 (400m)
Top Speed [km/h] (Section)	67.7 (400m)
Race State	Finished



DoombenProfessional
Race 5: SKY RACING BENCHMARK 75 Handicap - 1200m
17 September 2025 - 15:04
Track Rating: Good 4, Weather: Fine, Rail Position: +9.5m Entire



Section	Overall	1000m	800m	600m	400m	200m							
Section Times	1:10.40 [5] (0:13.85)	0:56.55 [9] (0:11.25)	0:45.30 [8] (0:11.90)	0:33.40 [7] (0:11.31)	0:22.09 [6] (0:10.80)	0:11.29 [7] (0:11.29)							
Average Speed [km/h]	51.9	64.4	60.7	63.7	66.6	63.7							
Top Speed [km/h]	66.7	66.9	63.4	65.3	67.7	66.9							
Avg. Dist. to Rail [m]	3.8	1.4	0.5	0.2	0.9	1.2							
Avg. Stride Freq. [Hz]	2.2	2.3	2.2	2.3	2.4	2.3							
Avg. Stride Length [m]	6.4	7.3	7.3	7.2	7.3	7.2							



[] Ranking at each section and finish
-.-.- No data available at this section
NA No data available



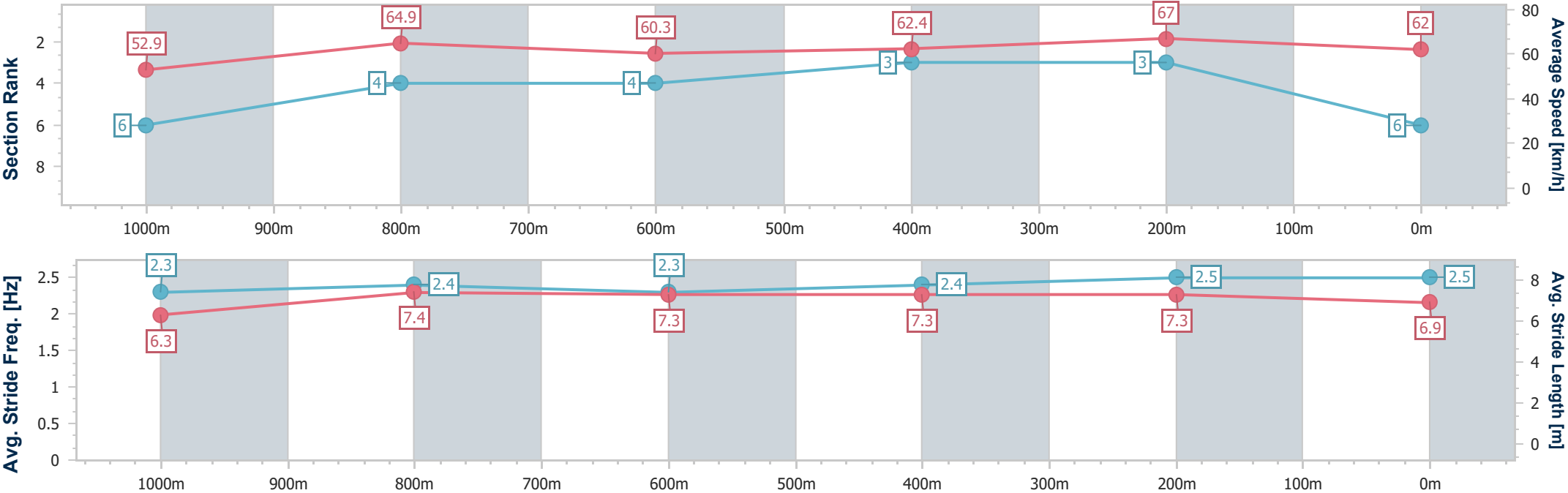
Horse/Jockey Name	Field Of Myrtle
Final Rank	6
Fastest Section Time (Section)	0:10.74 (400m)
Top Speed [km/h] (Section)	67.9 (400m)
Race State	Finished



DoombenProfessional
Race 5: SKY RACING BENCHMARK 75 Handicap - 1200m
17 September 2025 - 15:04
Track Rating: Good 4, Weather: Fine, Rail Position: +9.5m Entire



Section	Overall	1000m	800m	600m	400m	200m							
Section Times	1:10.40 [6] (0:13.64)	0:56.76 [6] (0:11.13)	0:45.63 [4] (0:11.89)	0:33.74 [4] (0:11.41)	0:22.33 [3] (0:10.74)	0:11.59 [3] (0:11.59)							
Average Speed [km/h]	52.9	64.9	60.3	62.4	67.0	62.0							
Top Speed [km/h]	67.1	67.2	61.9	65.1	67.9	66.5							
Avg. Dist. to Rail [m]	1.3	0.5	0.8	1.6	1.4	2.5							
Avg. Stride Freq. [Hz]	2.3	2.4	2.3	2.4	2.5	2.5							
Avg. Stride Length [m]	6.3	7.4	7.3	7.3	7.3	6.9							





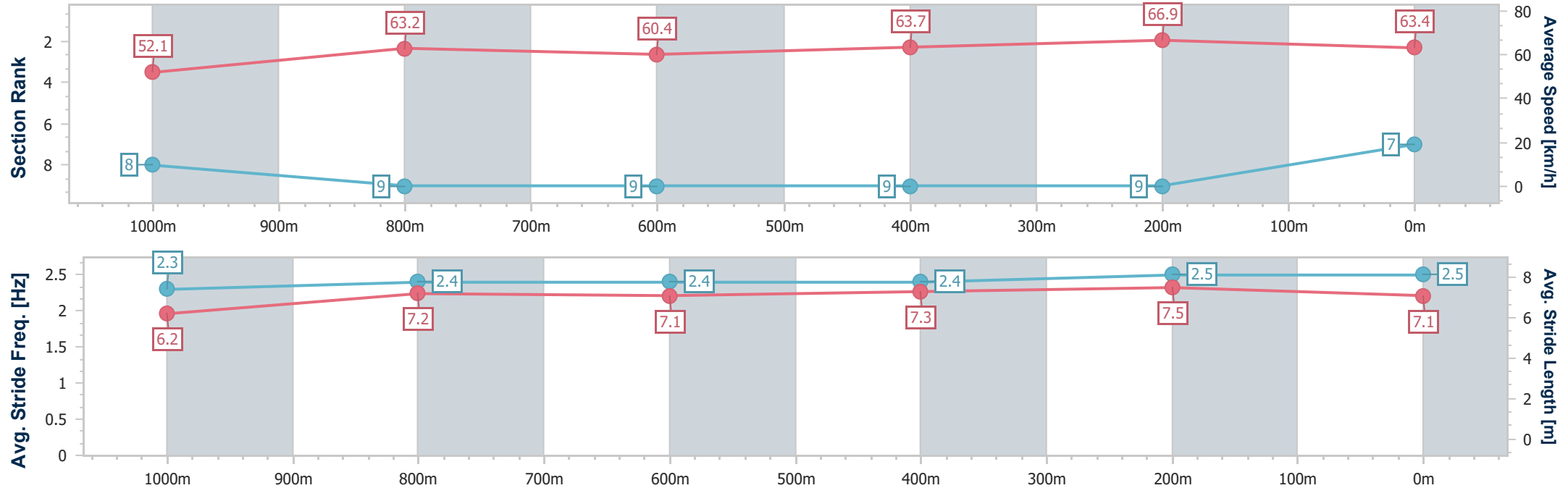
Horse/Jockey Name	Casrock
Final Rank	7
Fastest Section Time (Section)	0:10.74 (400m)
Top Speed [km/h] (Section)	68.7 (400m)
Race State	Finished



DoombenProfessional
Race 5: SKY RACING BENCHMARK 75 Handicap - 1200m
17 September 2025 - 15:04
Track Rating: Good 4, Weather: Fine, Rail Position: +9.5m Entire



Section	Overall	1000m	800m	600m	400m	200m							
Section Times	1:10.57 [7] (0:13.83)	0:56.74 [8] (0:11.46)	0:45.28 [9] (0:11.94)	0:33.34 [9] (0:11.25)	0:22.09 [9] (0:10.74)	0:11.35 [9] (0:11.35)							
Average Speed [km/h]	52.1	63.2	60.4	63.7	66.9	63.4							
Top Speed [km/h]	66.6	65.9	62.7	65.4	68.7	65.6							
Avg. Dist. to Rail [m]	4.5	2.2	0.6	0.8	1.1	0.5							
Avg. Stride Freq. [Hz]	2.3	2.4	2.4	2.4	2.5	2.5							
Avg. Stride Length [m]	6.2	7.2	7.1	7.3	7.5	7.1							



[] Ranking at each section and finish
-.-.- No data available at this section
NA No data available



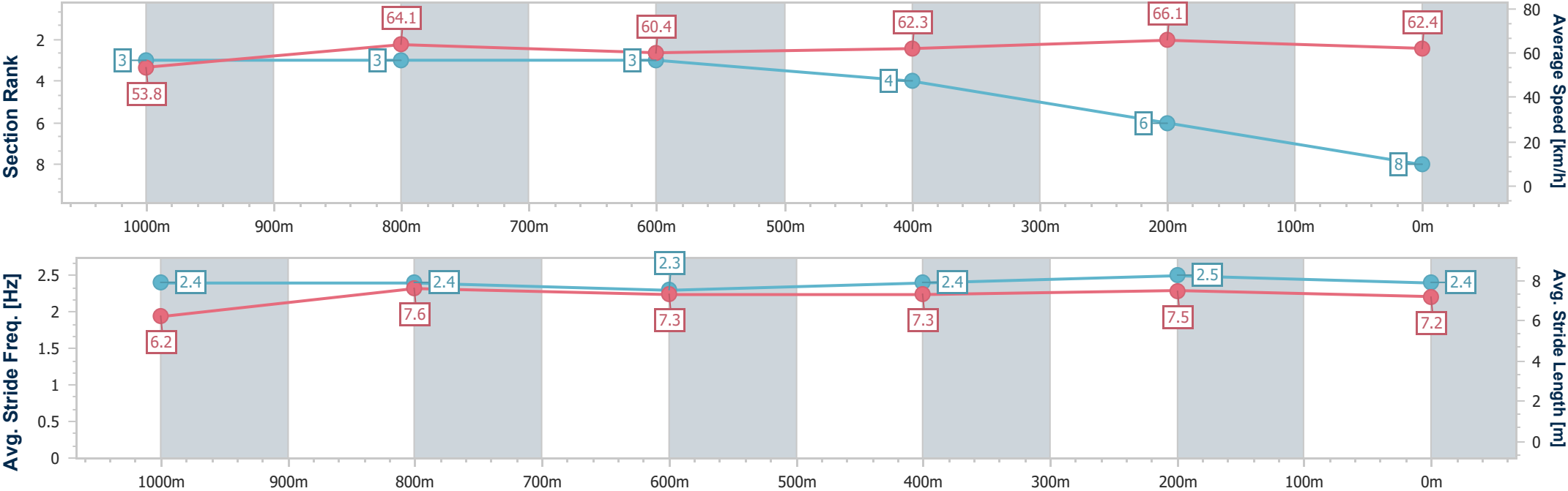
Horse/Jockey Name	Laydownlily
Final Rank	8
Fastest Section Time (Section)	0:10.91 (400m)
Top Speed [km/h] (Section)	69.0 (Overall)
Race State	Finished



DoombenProfessional
Race 5: SKY RACING BENCHMARK 75 Handicap - 1200m
17 September 2025 - 15:04
Track Rating: Good 4, Weather: Fine, Rail Position: +9.5m Entire



Section	Overall	1000m	800m	600m	400m	200m							
Section Times	1:10.60 [8] (0:13.36)	0:57.24 [3] (0:11.28)	0:45.96 [3] (0:12.02)	0:33.94 [3] (0:11.50)	0:22.44 [4] (0:10.91)	0:11.53 [6] (0:11.53)							
Average Speed [km/h]	53.8	64.1	60.4	62.3	66.1	62.4							
Top Speed [km/h]	69.0	66.8	61.9	64.3	67.6	65.8							
Avg. Dist. to Rail [m]	5.8	2.0	0.9	0.6	1.9	3.3							
Avg. Stride Freq. [Hz]	2.4	2.4	2.3	2.4	2.5	2.4							
Avg. Stride Length [m]	6.2	7.6	7.3	7.3	7.5	7.2							





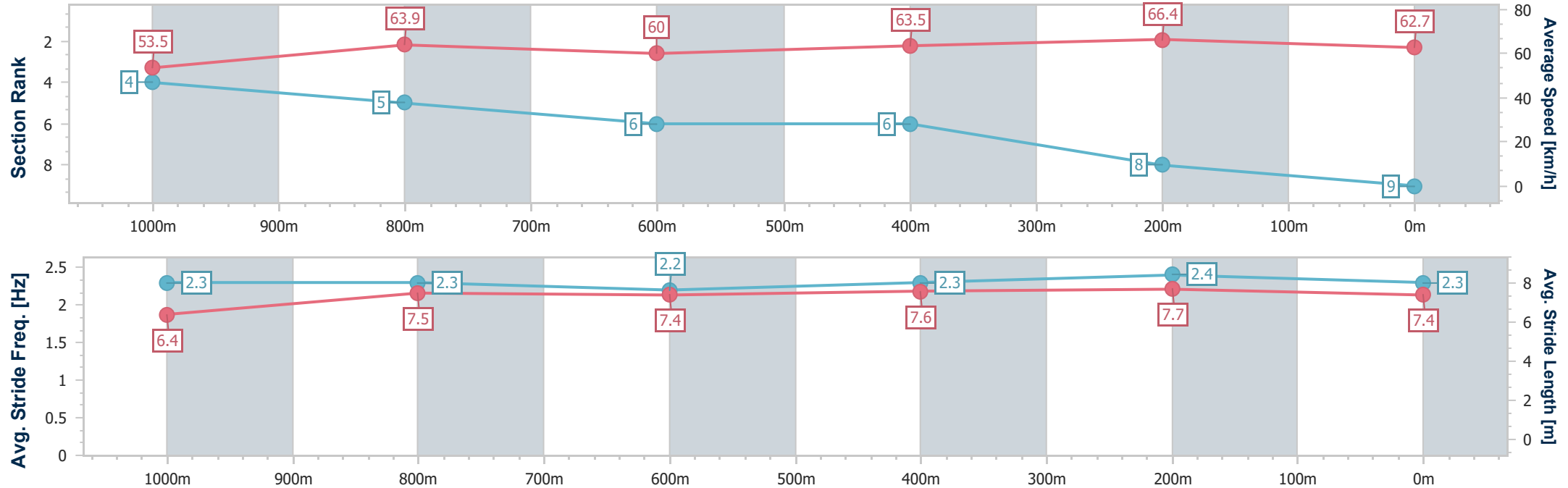
Horse/Jockey Name	Defiant Spirit
Final Rank	9
Fastest Section Time (Section)	0:10.86 (400m)
Top Speed [km/h] (Section)	67.9 (400m)
Race State	Finished



DoombenProfessional
Race 5: SKY RACING BENCHMARK 75 Handicap - 1200m
17 September 2025 - 15:04
Track Rating: Good 4, Weather: Fine, Rail Position: +9.5m Entire



Section	Overall	1000m	800m	600m	400m	200m							
Section Times	1:10.63 [9] (0:13.46)	0:57.17 [4] (0:11.35)	0:45.82 [5] (0:12.08)	0:33.74 [6] (0:11.42)	0:22.32 [6] (0:10.86)	0:11.46 [8] (0:11.46)							
Average Speed [km/h]	53.5	63.9	60.0	63.5	66.4	62.7							
Top Speed [km/h]	66.6	66.8	62.1	65.1	67.9	66.2							
Avg. Dist. to Rail [m]	2.5	1.7	1.4	1.0	2.1	3.8							
Avg. Stride Freq. [Hz]	2.3	2.3	2.2	2.3	2.4	2.3							
Avg. Stride Length [m]	6.4	7.5	7.4	7.6	7.7	7.4							





DoombenProfessional

Race 6: SPRING CARNIVAL ON SALE NOW Class 3 Plate - 1350m

17 September 2025 - 15:41



BRISBANE
RACING CLUB

Track Rating: Good 4, Weather: Fine, Rail Position: +9.5m Entire

Section						Overall	1200m	1000m	800m	600m	400m	Last 600m	
Field Times						1:18.96 (0:10.90)	1:08.06 (0:10.76)	0:57.30 (0:11.15)	0:46.15 (0:11.66)	0:34.49 (0:11.89)	0:22.60 (0:11.16)	0:34.49	
Rank	TAB	Horse/Jockey	Barrier	Top Speed [km/h]	Fastest Section								
1	2	FACUNDO	8	68.5	0:10.77	1:18.96 [1]	1:07.69 [6]	0:56.92 [3]	0:45.47 [3]	0:34.04 [3]	0:22.51 [3]	0:34.04	
		Cody Collis		1200m	1200m	(0:11.27)	(0:10.77)	(0:11.45)	(0:11.43)	(0:11.53)	(0:11.07)		
2	7	RHUVAAL	1	66.6	0:10.98	1:19.10 [2]	1:07.92 [4]	0:56.71 [6]	0:45.18 [6]	0:33.76 [6]	0:22.32 [6]	0:33.76	
		Cobi Vitler		400m	400m	(0:11.18)	(0:11.21)	(0:11.53)	(0:11.42)	(0:11.44)	(0:10.98)		
3	12	ZOUFANI	6	68.6	0:10.76	1:19.13 [3]	1:08.23 [1]	0:57.47 [1]	0:46.32 [1]	0:34.66 [1]	0:22.77 [1]	0:34.66	
		Angela Jones		1200m	1200m	(0:10.90)	(0:10.76)	(0:11.15)	(0:11.66)	(0:11.89)	(0:11.19)		
4	10	LITTLE JEANIE	5	67.3	0:11.04	1:19.22 [4]	1:08.03 [5]	0:56.92 [5]	0:45.51 [5]	0:34.13 [5]	0:22.62 [4]	0:34.13	
		Emily Lang		400m	400m	(0:11.19)	(0:11.11)	(0:11.41)	(0:11.38)	(0:11.51)	(0:11.04)		
5	4	KEEP SAFE	4	66.5	0:10.94	1:19.25 [5]	1:08.30 [2]	0:57.36 [2]	0:46.05 [2]	0:34.53 [2]	0:22.85 [2]	0:34.53	
		Daniel Moor		1200m	1200m	(0:10.95)	(0:10.94)	(0:11.31)	(0:11.52)	(0:11.68)	(0:11.13)		
6	11	VOS SAVANT	7	67.0	0:11.03	1:19.48 [6]	1:07.96 [7]	0:56.81 [7]	0:45.25 [7]	0:34.07 [7]	0:22.60 [7]	0:34.07	
		Luke Dempsey		400m	400m	(0:11.52)	(0:11.15)	(0:11.56)	(0:11.18)	(0:11.47)	(0:11.03)		
7	3	FORT WILLIAM	9	65.9	0:11.07	1:19.69 [7]	1:08.11 [8]	0:56.92 [8]	0:45.24 [8]	0:34.00 [8]	0:22.58 [8]	0:34.00	
		Chelsea Baker		400m	400m	(0:11.58)	(0:11.19)	(0:11.68)	(0:11.24)	(0:11.42)	(0:11.07)		
8	5	FIELD AGENT	3	65.8	0:10.99	1:20.63 [8]	1:09.64 [3]	0:58.56 [4]	0:47.09 [4]	0:35.56 [4]	0:23.94 [5]	0:35.56	
		Georgina Cartwright		1200m	Overall	(0:10.99)	(0:11.08)	(0:11.47)	(0:11.53)	(0:11.62)	(0:11.37)		
9	6	KHUMBILA	2	66.9	0:11.17	1:20.88 [9]	1:09.06 [9]	0:57.81 [9]	0:46.14 [9]	0:34.97 [9]	0:23.62 [9]	0:34.97	
		Rory Hutchings		800m	800m	(0:11.82)	(0:11.25)	(0:11.67)	(0:11.17)	(0:11.35)	(0:11.33)		

Scratched: Downey (#1), Toro Strike (#9), Settatt (#8)



DoombenProfessional

Race 6: SPRING CARNIVAL ON SALE NOW Class 3 Plate - 1350m

17 September 2025 - 15:41



BRISBANE
RACING CLUB

Track Rating: Good 4, Weather: Fine, Rail Position: +9.5m Entire

Section Field Times				200m 0:11.44 (0:11.44)				Last 600m 0:34.49	
Rank	TAB	Horse/Jockey	Barrier	Top Speed [km/h]	Fastest Section	Margin		Distance Travelled [m]	
1	2	FACUNDO	8	68.5	0:10.77	0:11.44 [1]	1:18.96	0:34.04	
		Cody Collis		1200m	1200m	(0:11.44)			
2	7	RHUVAAAL	1	66.6	0:10.98	0:11.34 [5]	0.85L	0:33.76	-2
		Cobi Vitler		400m	400m	(0:11.34)			
3	12	ZOUFANI	6	68.6	0:10.76	0:11.58 [3]	1L	0:34.66	-3
		Angela Jones		1200m	1200m	(0:11.58)			
4	10	LITTLE JEANIE	5	67.3	0:11.04	0:11.58 [4]	1.53L	0:34.13	+5
		Emily Lang		400m	400m	(0:11.58)			
5	4	KEEP SAFE	4	66.5	0:10.94	0:11.72 [2]	1.69L	0:34.53	-1
		Daniel Moor		1200m	1200m	(0:11.72)			
6	11	VOS SAVANT	7	67.0	0:11.03	0:11.57 [6]	3.09L	0:34.07	+0
		Luke Dempsey		400m	400m	(0:11.57)			
7	3	FORT WILLIAM	9	65.9	0:11.07	0:11.51 [8]	4.32L	0:34.00	+1
		Chelsea Baker		400m	400m	(0:11.51)			
8	5	FIELD AGENT	3	65.8	0:10.99	0:12.57 [7]	9.84L	0:35.56	-3
		Georgina Cartwright		1200m	Overall	(0:12.57)			
9	6	KHUMBILA	2	66.9	0:11.17	0:12.29 [9]	11.31L	0:34.97	-1
		Rory Hutchings		800m	800m	(0:12.29)			

Scratched: Downey (#1), Toro Strike (#9), Settat (#8)



Horse/Jockey Name	Facundo
Final Rank	1
Fastest Section Time (Section)	0:10.77 (1200m)
Top Speed [km/h] (Section)	68.5 (1200m)
Race State	Finished

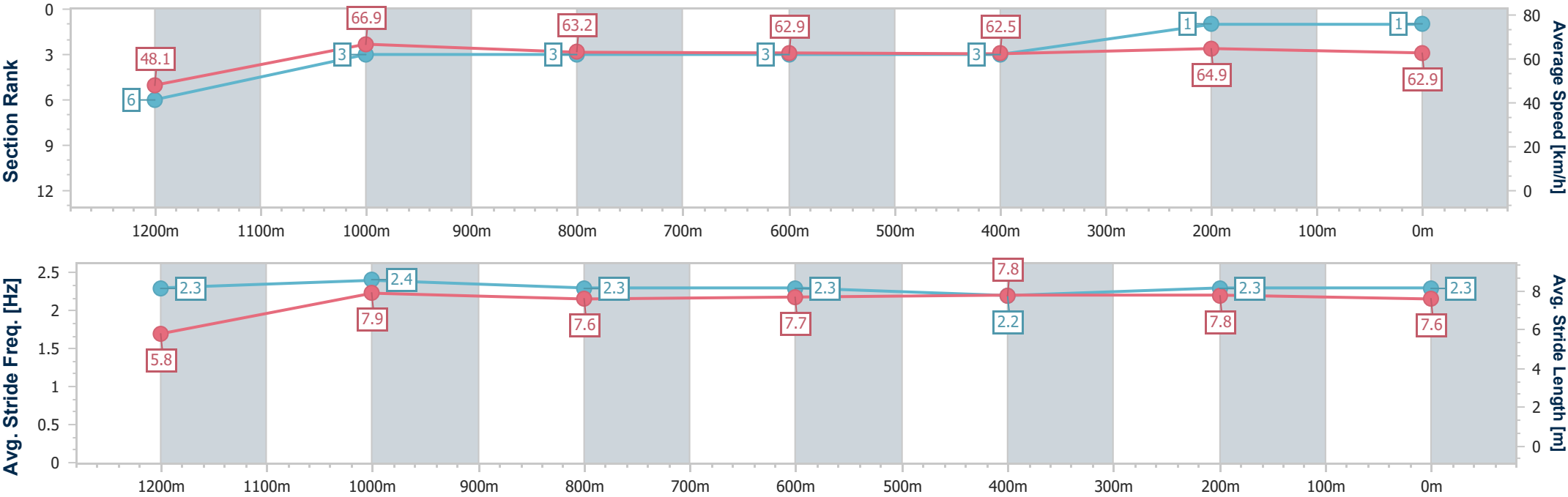


DoombenProfessional
Race 6: SPRING CARNIVAL ON SALE NOW Class 3 Plate - 1350m
17 September 2025 - 15:41
Track Rating: Good 4, Weather: Fine, Rail Position: +9.5m Entire



BRISBANE
RACING CLUB

Section	Overall	1200m	1000m	800m	600m	400m	200m						
Section Times	1:18.96 [1] (0:11.27)	1:07.69 [6] (0:10.77)	0:56.92 [3] (0:11.45)	0:45.47 [3] (0:11.43)	0:34.04 [3] (0:11.53)	0:22.51 [3] (0:11.07)	0:11.44 [1] (0:11.44)						
Average Speed [km/h]	48.1	66.9	63.2	62.9	62.5	64.9	62.9						
Top Speed [km/h]	66.0	68.5	64.9	63.5	63.4	66.3	66.2						
Avg. Dist. to Rail [m]	7.4	2.9	1.5	0.4	0.1	1.3	3.2						
Avg. Stride Freq. [Hz]	2.3	2.4	2.3	2.3	2.2	2.3	2.3						
Avg. Stride Length [m]	5.8	7.9	7.6	7.7	7.8	7.8	7.6						



[] Ranking at each section and finish
-.-.- No data available at this section
NA No data available



Horse/Jockey Name	Rhuvaal
Final Rank	2
Fastest Section Time (Section)	0:10.98 (400m)
Top Speed [km/h] (Section)	66.6 (400m)
Race State	Finished

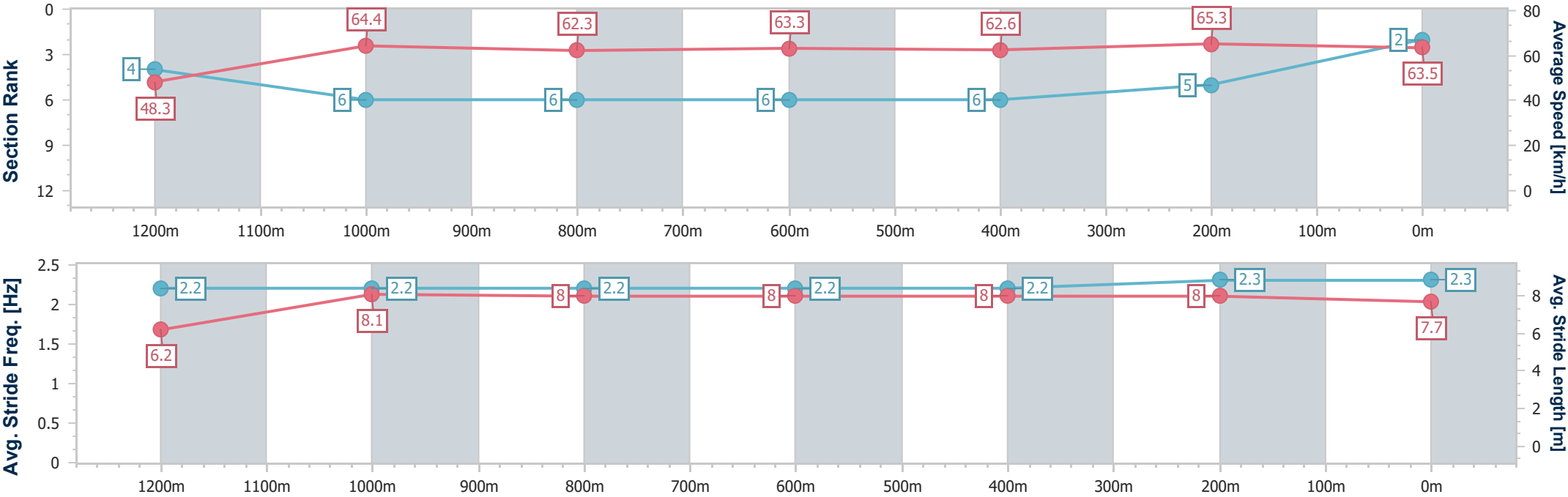


DoombenProfessional
Race 6: SPRING CARNIVAL ON SALE NOW Class 3 Plate - 1350m
17 September 2025 - 15:41
Track Rating: Good 4, Weather: Fine, Rail Position: +9.5m Entire



BRISBANE
RACING CLUB

Section	Overall	1200m	1000m	800m	600m	400m	200m						
Section Times	1:19.10 [2] (0:11.18)	1:07.92 [4] (0:11.21)	0:56.71 [6] (0:11.53)	0:45.18 [6] (0:11.42)	0:33.76 [6] (0:11.44)	0:22.32 [6] (0:10.98)	0:11.34 [5] (0:11.34)						
Average Speed [km/h]	48.3	64.4	62.3	63.3	62.6	65.3	63.5						
Top Speed [km/h]	63.3	65.4	64.3	63.6	63.4	66.6	65.8						
Avg. Dist. to Rail [m]	1.1	0.2	0.4	0.3	0.8	0.9	0.4						
Avg. Stride Freq. [Hz]	2.2	2.2	2.2	2.2	2.2	2.3	2.3						
Avg. Stride Length [m]	6.2	8.1	8.0	8.0	8.0	8.0	7.7						



[] Ranking at each section and finish
-.-.- No data available at this section
NA No data available



Horse/Jockey Name	Zoufani
Final Rank	3
Fastest Section Time (Section)	0:10.76 (1200m)
Top Speed [km/h] (Section)	68.6 (1200m)
Race State	Finished

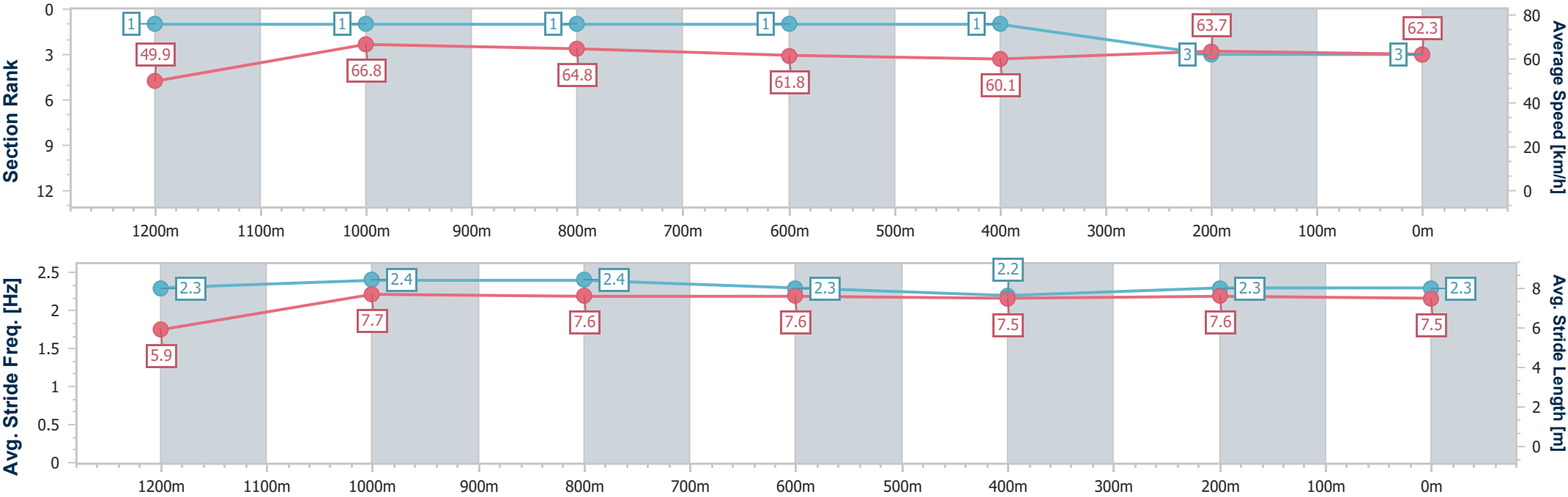


DoombenProfessional
Race 6: SPRING CARNIVAL ON SALE NOW Class 3 Plate - 1350m
17 September 2025 - 15:41
Track Rating: Good 4, Weather: Fine, Rail Position: +9.5m Entire



BRISBANE
RACING CLUB

Section	Overall	1200m	1000m	800m	600m	400m	200m						
Section Times	1:19.13 [3] (0:10.90)	1:08.23 [1] (0:10.76)	0:57.47 [1] (0:11.15)	0:46.32 [1] (0:11.66)	0:34.66 [1] (0:11.89)	0:22.77 [1] (0:11.19)	0:11.58 [3] (0:11.58)						
Average Speed [km/h]	49.9	66.8	64.8	61.8	60.1	63.7	62.3						
Top Speed [km/h]	67.1	68.6	67.1	63.6	61.0	65.9	65.7						
Avg. Dist. to Rail [m]	6.2	2.8	0.8	0.4	1.6	2.1	1.1						
Avg. Stride Freq. [Hz]	2.3	2.4	2.4	2.3	2.2	2.3	2.3						
Avg. Stride Length [m]	5.9	7.7	7.6	7.6	7.5	7.6	7.5						





Horse/Jockey Name	Little Jeanie
Final Rank	4
Fastest Section Time (Section)	0:11.04 (400m)
Top Speed [km/h] (Section)	67.3 (400m)
Race State	Finished

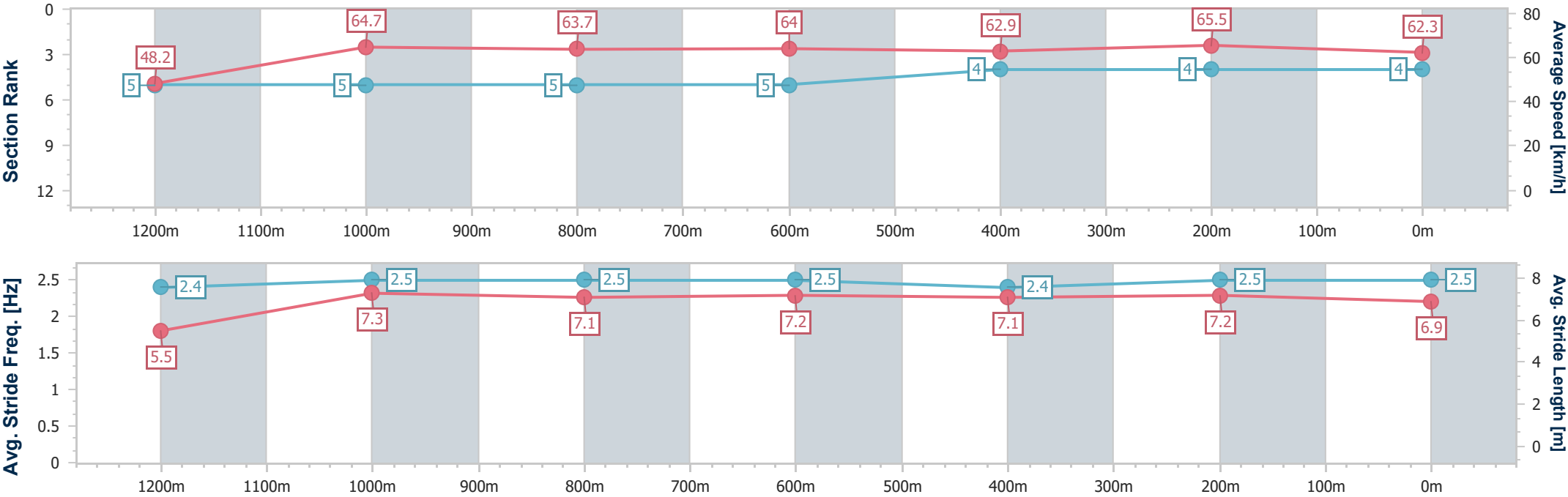


DoombenProfessional
Race 6: SPRING CARNIVAL ON SALE NOW Class 3 Plate -
1350m
17 September 2025 - 15:41
Track Rating: Good 4, Weather: Fine, Rail Position: +9.5m Entire



BRISBANE
RACING CLUB

Section	Overall	1200m	1000m	800m	600m	400m	200m						
Section Times	1:19.22 [4] (0:11.19)	1:08.03 [5] (0:11.11)	0:56.92 [5] (0:11.41)	0:45.51 [5] (0:11.38)	0:34.13 [5] (0:11.51)	0:22.62 [4] (0:11.04)	0:11.58 [4] (0:11.58)						
Average Speed [km/h]	48.2	64.7	63.7	64.0	62.9	65.5	62.3						
Top Speed [km/h]	63.8	65.7	64.6	64.5	63.7	67.3	65.3						
Avg. Dist. to Rail [m]	4.9	1.3	1.8	2.3	1.5	3.1	4.6						
Avg. Stride Freq. [Hz]	2.4	2.5	2.5	2.5	2.4	2.5	2.5						
Avg. Stride Length [m]	5.5	7.3	7.1	7.2	7.1	7.2	6.9						





Horse/Jockey Name	Keep Safe
Final Rank	5
Fastest Section Time (Section)	0:10.94 (1200m)
Top Speed [km/h] (Section)	66.5 (1200m)
Race State	Finished

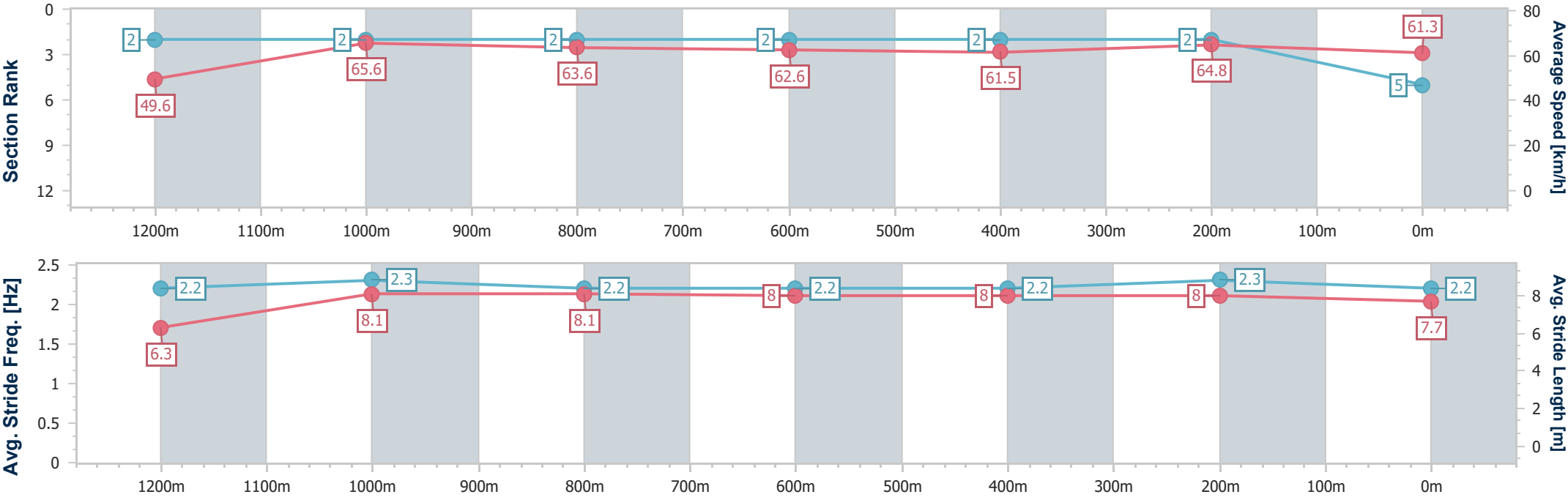


DoombenProfessional
Race 6: SPRING CARNIVAL ON SALE NOW Class 3 Plate - 1350m
17 September 2025 - 15:41
Track Rating: Good 4, Weather: Fine, Rail Position: +9.5m Entire



BRISBANE
RACING CLUB

Section	Overall	1200m	1000m	800m	600m	400m	200m						
Section Times	1:19.25 [5] (0:10.95)	1:08.30 [2] (0:10.94)	0:57.36 [2] (0:11.31)	0:46.05 [2] (0:11.52)	0:34.53 [2] (0:11.68)	0:22.85 [2] (0:11.13)	0:11.72 [2] (0:11.72)						
Average Speed [km/h]	49.6	65.6	63.6	62.6	61.5	64.8	61.3						
Top Speed [km/h]	65.6	66.5	65.0	63.2	62.4	66.2	64.5						
Avg. Dist. to Rail [m]	4.1	0.9	0.3	0.1	0.1	0.7	1.8						
Avg. Stride Freq. [Hz]	2.2	2.3	2.2	2.2	2.2	2.3	2.2						
Avg. Stride Length [m]	6.3	8.1	8.1	8.0	8.0	8.0	7.7						



- [] Ranking at each section and finish
- .-.- No data available at this section
- NA No data available



Horse/Jockey Name	Vos Savant
Final Rank	6
Fastest Section Time (Section)	0:11.03 (400m)
Top Speed [km/h] (Section)	67.0 (400m)
Race State	Finished

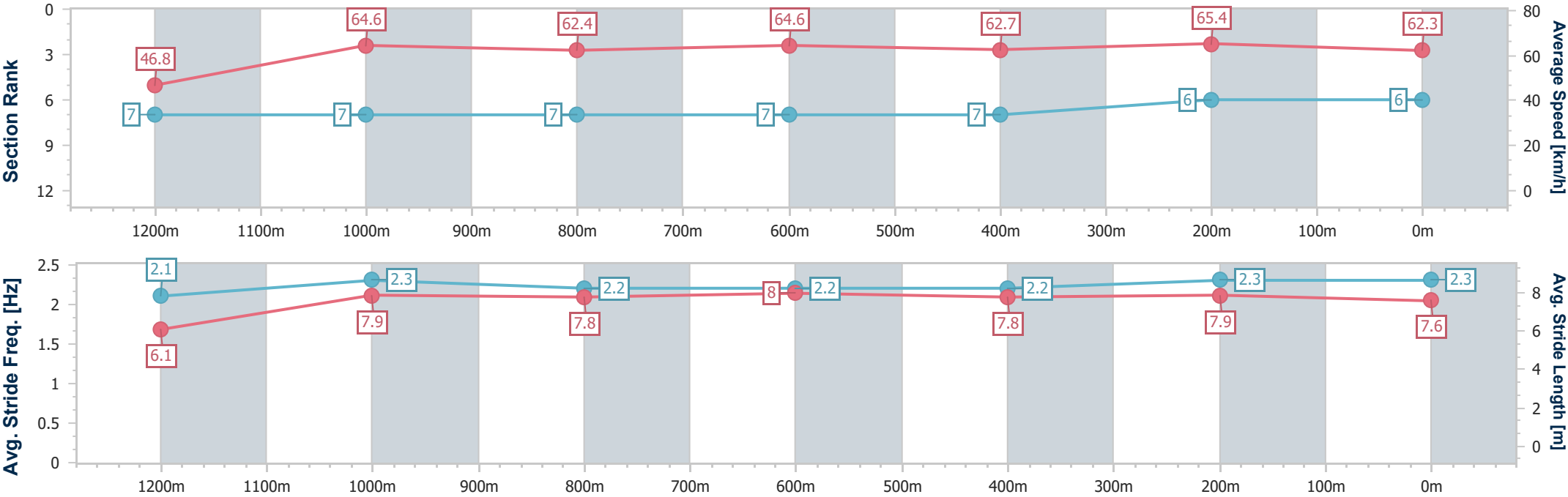


DoombenProfessional
Race 6: SPRING CARNIVAL ON SALE NOW Class 3 Plate -
1350m
17 September 2025 - 15:41
Track Rating: Good 4, Weather: Fine, Rail Position: +9.5m Entire



BRISBANE
RACING CLUB

Section	Overall	1200m	1000m	800m	600m	400m	200m						
Section Times	1:19.48 [6] (0:11.52)	1:07.96 [7] (0:11.15)	0:56.81 [7] (0:11.56)	0:45.25 [7] (0:11.18)	0:34.07 [7] (0:11.47)	0:22.60 [7] (0:11.03)	0:11.57 [6] (0:11.57)						
Average Speed [km/h]	46.8	64.6	62.4	64.6	62.7	65.4	62.3						
Top Speed [km/h]	63.6	65.8	64.1	65.2	64.0	67.0	66.0						
Avg. Dist. to Rail [m]	5.9	0.4	0.8	0.2	0.1	2.5	5.7						
Avg. Stride Freq. [Hz]	2.1	2.3	2.2	2.2	2.2	2.3	2.3						
Avg. Stride Length [m]	6.1	7.9	7.8	8.0	7.8	7.9	7.6						





Horse/Jockey Name	Fort William
Final Rank	7
Fastest Section Time (Section)	0:11.07 (400m)
Top Speed [km/h] (Section)	65.9 (400m)
Race State	Finished

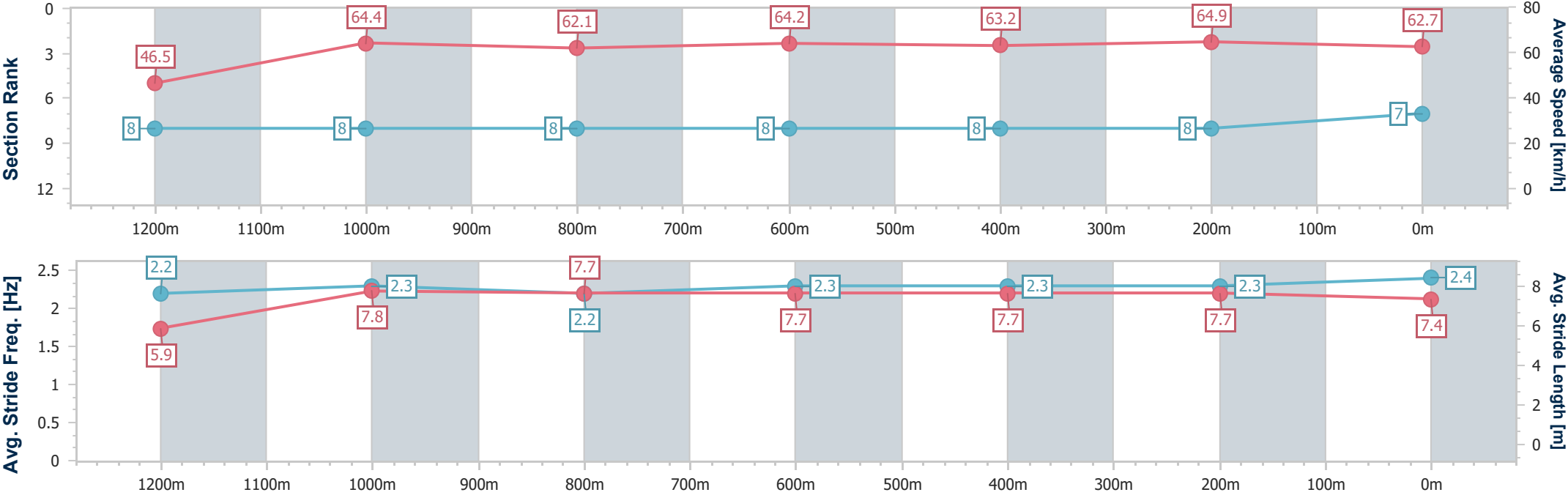


DoombenProfessional
Race 6: SPRING CARNIVAL ON SALE NOW Class 3 Plate - 1350m
17 September 2025 - 15:41
Track Rating: Good 4, Weather: Fine, Rail Position: +9.5m Entire



BRISBANE
RACING CLUB

Section	Overall	1200m	1000m	800m	600m	400m	200m						
Section Times	1:19.69 [7] (0:11.58)	1:08.11 [8] (0:11.19)	0:56.92 [8] (0:11.68)	0:45.24 [8] (0:11.24)	0:34.00 [8] (0:11.42)	0:22.58 [8] (0:11.07)	0:11.51 [8] (0:11.51)						
Average Speed [km/h]	46.5	64.4	62.1	64.2	63.2	64.9	62.7						
Top Speed [km/h]	62.9	65.3	63.4	65.2	63.9	65.9	65.1						
Avg. Dist. to Rail [m]	8.1	2.5	1.6	1.1	0.4	2.1	6.2						
Avg. Stride Freq. [Hz]	2.2	2.3	2.2	2.3	2.3	2.3	2.4						
Avg. Stride Length [m]	5.9	7.8	7.7	7.7	7.7	7.7	7.4						





Horse/Jockey Name	Field Agent
Final Rank	8
Fastest Section Time (Section)	0:10.99 (Overall)
Top Speed [km/h] (Section)	65.8 (1200m)
Race State	Finished

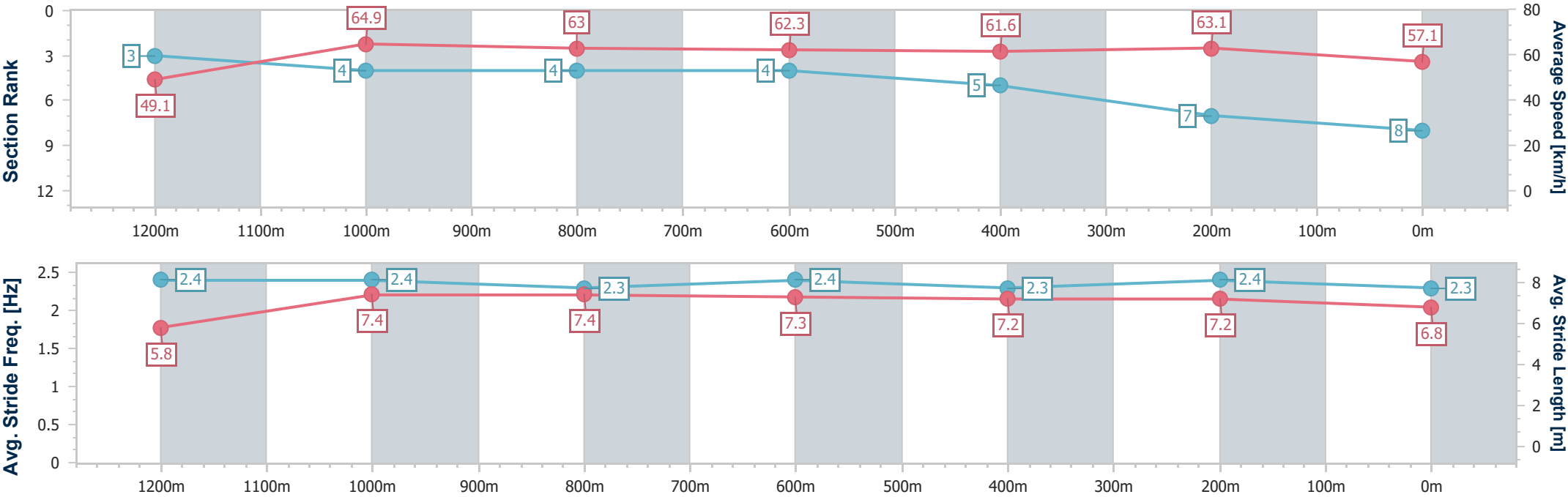


DoombenProfessional
Race 6: SPRING CARNIVAL ON SALE NOW Class 3 Plate -
1350m
17 September 2025 - 15:41
Track Rating: Good 4, Weather: Fine, Rail Position: +9.5m Entire



BRISBANE
RACING CLUB

Section	Overall	1200m	1000m	800m	600m	400m	200m						
Section Times	1:20.63 [8] (0:10.99)	1:09.64 [3] (0:11.08)	0:58.56 [4] (0:11.47)	0:47.09 [4] (0:11.53)	0:35.56 [4] (0:11.62)	0:23.94 [5] (0:11.37)	0:12.57 [7] (0:12.57)						
Average Speed [km/h]	49.1	64.9	63.0	62.3	61.6	63.1	57.1						
Top Speed [km/h]	64.0	65.8	63.6	63.3	62.6	63.5	61.8						
Avg. Dist. to Rail [m]	2.9	0.7	0.7	0.3	1.3	1.4	0.3						
Avg. Stride Freq. [Hz]	2.4	2.4	2.3	2.4	2.3	2.4	2.3						
Avg. Stride Length [m]	5.8	7.4	7.4	7.3	7.2	7.2	6.8						





Horse/Jockey Name	Khumbila
Final Rank	9
Fastest Section Time (Section)	0:11.17 (800m)
Top Speed [km/h] (Section)	66.9 (800m)
Race State	Finished

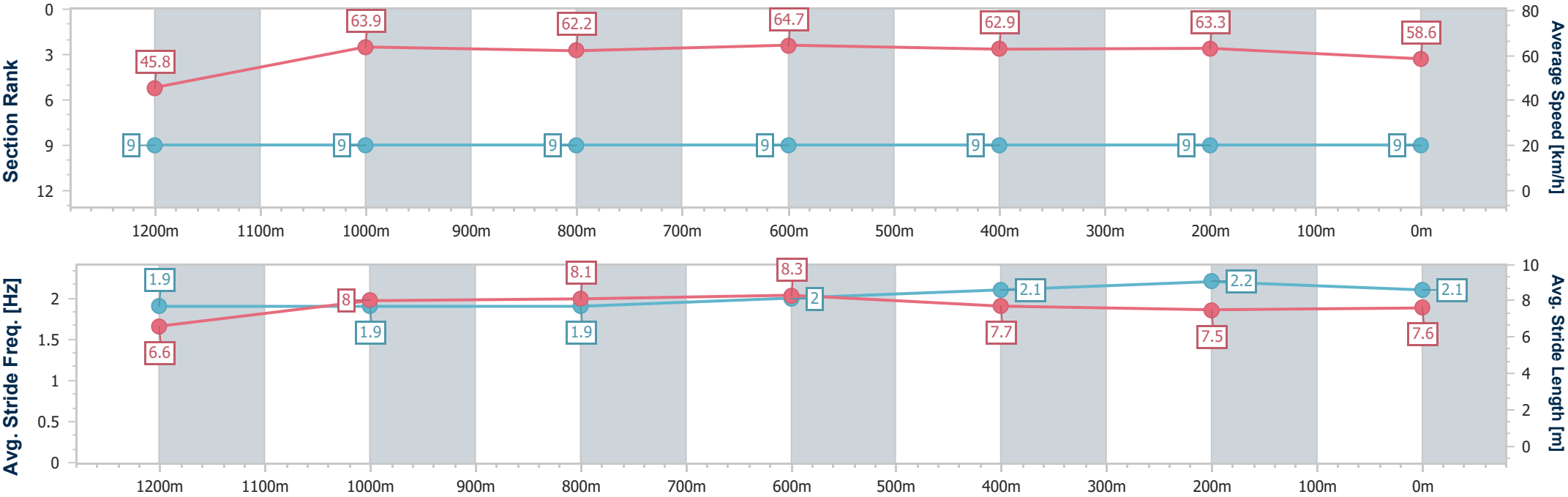


DoombenProfessional
Race 6: SPRING CARNIVAL ON SALE NOW Class 3 Plate -
1350m
17 September 2025 - 15:41
Track Rating: Good 4, Weather: Fine, Rail Position: +9.5m Entire



BRISBANE
RACING CLUB

Section	Overall	1200m	1000m	800m	600m	400m	200m						
Section Times	1:20.88 [9] (0:11.82)	1:09.06 [9] (0:11.25)	0:57.81 [9] (0:11.67)	0:46.14 [9] (0:11.17)	0:34.97 [9] (0:11.35)	0:23.62 [9] (0:11.33)	0:12.29 [9] (0:12.29)						
Average Speed [km/h]	45.8	63.9	62.2	64.7	62.9	63.3	58.6						
Top Speed [km/h]	60.9	65.8	63.4	66.9	64.5	64.2	62.0						
Avg. Dist. to Rail [m]	3.6	3.3	3.8	0.6	1.6	1.5	2.8						
Avg. Stride Freq. [Hz]	1.9	1.9	1.9	2.0	2.1	2.2	2.1						
Avg. Stride Length [m]	6.6	8.0	8.1	8.3	7.7	7.5	7.6						





DoombenProfessional
Race 7: XXXX GOLD Colts, Geldings & Entires BENCHMARK 65
Handicap - 1200m
17 September 2025 - 16:14



Track Rating: Good 4, Weather: Fine, Rail Position: +9.5m Entire

Section						Overall	1000m	800m	600m	400m	200m	Last 600m		
Field Times						1:08.94 (0:12.83)	0:56.11 (0:10.92)	0:45.19 (0:11.10)	0:34.09 (0:11.27)	0:22.82 (0:10.97)	0:11.85 (0:11.85)	0:34.09		
Rank	TAB	Horse/Jockey	Barrier	Top Speed [km/h]	Fastest Section							Margin	Distance Travelled [m]	
1	13	SYNERGY IN MOTION	7	70.2	0:10.92	1:08.94 [1]	0:56.11 [1]	0:45.19 [1]	0:34.09 [1]	0:22.82 [1]	0:11.85 [1]	1:08.94	0:34.09	
		Emily Lang		Overall	1000m	(0:12.83)	(0:10.92)	(0:11.10)	(0:11.27)	(0:10.97)	(0:11.85)			
2	3	SIMPLY EXCELS	10	69.8	0:10.86	1:09.34 [2]	0:56.31 [2]	0:45.45 [2]	0:34.30 [2]	0:23.05 [2]	0:12.00 [2]	2.35L	0:34.30	+1
		Ryan Maloney		Overall	1000m	(0:13.03)	(0:10.86)	(0:11.15)	(0:11.25)	(0:11.05)	(0:12.00)			
3	9	ADRANOS	1	70.0	0:10.70	1:09.37 [3]	0:55.96 [6]	0:45.26 [3]	0:34.12 [3]	0:22.84 [3]	0:11.76 [3]	2.5L	0:34.12	-3
		Angela Jones		1000m	1000m	(0:13.41)	(0:10.70)	(0:11.14)	(0:11.28)	(0:11.08)	(0:11.76)			
4	11	MELDUBIOUS	3	68.7	0:11.00	1:09.62 [4]	0:56.51 [3]	0:45.51 [4]	0:34.30 [4]	0:23.05 [4]	0:11.85 [4]	4L	0:34.30	+1
		Heavelon Van Der Hoven		1000m	1000m	(0:13.11)	(0:11.00)	(0:11.21)	(0:11.25)	(0:11.20)	(0:11.85)			
5	12	KILMAN	9	69.4	0:10.65	1:10.00 [5]	0:56.30 [8]	0:45.65 [7]	0:34.51 [6]	0:23.21 [6]	0:12.01 [5]	6.2L	0:34.51	+0
		Kyle Wilson-Taylor		1000m	1000m	(0:13.70)	(0:10.65)	(0:11.14)	(0:11.30)	(0:11.20)	(0:12.01)			
6	7	BALTRAY	6	68.0	0:10.79	1:10.13 [6]	0:56.41 [10]	0:45.62 [9]	0:34.44 [8]	0:23.21 [7]	0:12.04 [6]	6.97L	0:34.44	+3
		Luke Dempsey		1000m	1000m	(0:13.72)	(0:10.79)	(0:11.18)	(0:11.23)	(0:11.17)	(0:12.04)			
7	10	GAMBINO	4	68.8	0:10.92	1:10.26 [7]	0:56.82 [7]	0:45.90 [8]	0:34.62 [7]	0:23.25 [8]	0:12.00 [8]	7.77L	0:34.62	-2
		Justin Huxtable		1000m	1000m	(0:13.44)	(0:10.92)	(0:11.28)	(0:11.37)	(0:11.25)	(0:12.00)			
8	6	RIVER RIBBLE	5	68.1	0:10.88	1:10.47 [8]	0:57.12 [4]	0:46.24 [5]	0:35.04 [5]	0:23.81 [5]	0:12.33 [7]	8.98L	0:35.04	+1
		Cejay Graham		1000m	1000m	(0:13.35)	(0:10.88)	(0:11.20)	(0:11.23)	(0:11.48)	(0:12.33)			
9	2	RIVIERA BLUE	2	67.7	0:10.99	1:10.91 [9]	0:57.19 [9]	0:46.20 [10]	0:34.86 [10]	0:23.59 [9]	0:12.22 [9]	11.6L	0:34.86	-3
		Jace McMurray		1000m	1000m	(0:13.72)	(0:10.99)	(0:11.34)	(0:11.27)	(0:11.37)	(0:12.22)			
10	5	MAGIC IN ME	8	68.7	0:10.92	1:11.25 [10]	0:57.85 [5]	0:46.93 [6]	0:35.49 [9]	0:23.88 [10]	0:12.31 [10]	13.6L	0:35.49	+3
		Paul Hamblin		1000m	1000m	(0:13.40)	(0:10.92)	(0:11.44)	(0:11.61)	(0:11.57)	(0:12.31)			

Scratched: Keep Safe (#4), Keenan (#1), First Man (#8)

[] Ranking at each section and finish
-:-:- No data available at this section
NA No data available

SCN Saddle cloth number
DNF Did not finish
DNT Did not track



Horse/Jockey Name	Synergy In Motion
Final Rank	1
Fastest Section Time (Section)	0:10.92 (1000m)
Top Speed [km/h] (Section)	70.2 (Overall)
Race State	Finished

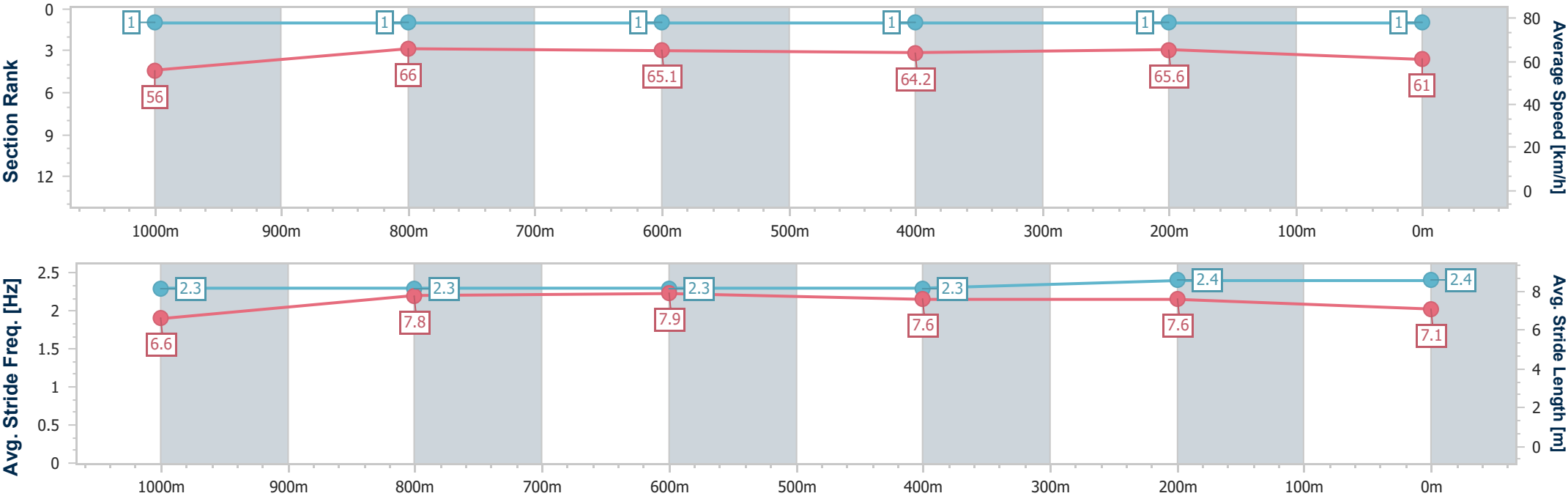


DoombenProfessional
Race 7: XXXX GOLD Colts, Geldings & Entires BENCHMARK
65 Handicap - 1200m
17 September 2025 - 16:14
Track Rating: Good 4, Weather: Fine, Rail Position: +9.5m Entire



BRISBANE
RACING CLUB

Section	Overall	1000m	800m	600m	400m	200m							
Section Times	1:08.94 [1] (0:12.83)	0:56.11 [1] (0:10.92)	0:45.19 [1] (0:11.10)	0:34.09 [1] (0:11.27)	0:22.82 [1] (0:10.97)	0:11.85 [1] (0:11.85)							
Average Speed [km/h]	56.0	66.0	65.1	64.2	65.6	61.0							
Top Speed [km/h]	70.2	68.7	65.7	65.1	68.0	65.5							
Avg. Dist. to Rail [m]	5.3	0.6	0.4	1.1	0.9	1.3							
Avg. Stride Freq. [Hz]	2.3	2.3	2.3	2.3	2.4	2.4							
Avg. Stride Length [m]	6.6	7.8	7.9	7.6	7.6	7.1							





Horse/Jockey Name	Simply Excels
Final Rank	2
Fastest Section Time (Section)	0:10.86 (1000m)
Top Speed [km/h] (Section)	69.8 (Overall)
Race State	Finished

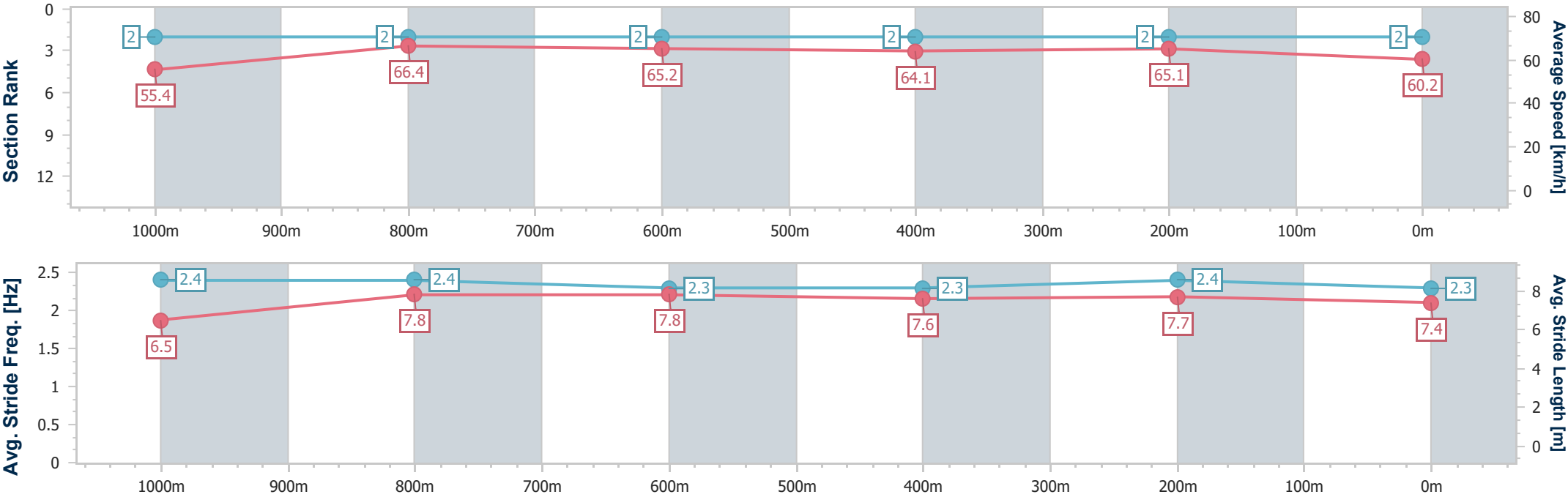


DoombenProfessional
Race 7: XXXX GOLD Colts, Geldings & Entires BENCHMARK
65 Handicap - 1200m
17 September 2025 - 16:14
Track Rating: Good 4, Weather: Fine, Rail Position: +9.5m Entire



BRISBANE
RACING CLUB

Section	Overall	1000m	800m	600m	400m	200m							
Section Times	1:09.34 [2] (0:13.03)	0:56.31 [2] (0:10.86)	0:45.45 [2] (0:11.15)	0:34.30 [2] (0:11.25)	0:23.05 [2] (0:11.05)	0:12.00 [2] (0:12.00)							
Average Speed [km/h]	55.4	66.4	65.2	64.1	65.1	60.2							
Top Speed [km/h]	69.8	69.2	65.8	65.8	67.0	64.1							
Avg. Dist. to Rail [m]	7.3	1.8	1.5	0.7	0.6	0.5							
Avg. Stride Freq. [Hz]	2.4	2.4	2.3	2.3	2.4	2.3							
Avg. Stride Length [m]	6.5	7.8	7.8	7.6	7.7	7.4							





Horse/Jockey Name	Adranos
Final Rank	3
Fastest Section Time (Section)	0:10.70 (1000m)
Top Speed [km/h] (Section)	70.0 (1000m)
Race State	Finished

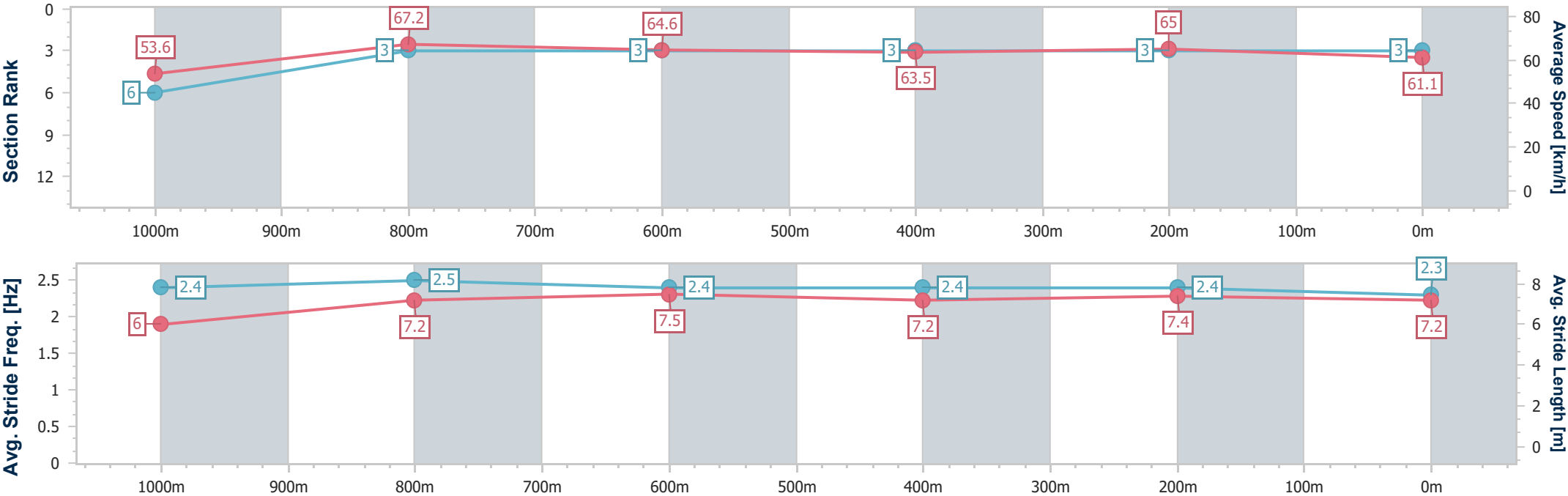


DoombenProfessional
Race 7: XXXX GOLD Colts, Geldings & Entires BENCHMARK
65 Handicap - 1200m
17 September 2025 - 16:14
Track Rating: Good 4, Weather: Fine, Rail Position: +9.5m Entire



BRISBANE
RACING CLUB

Section	Overall	1000m	800m	600m	400m	200m							
Section Times	1:09.37 [3] (0:13.41)	0:55.96 [6] (0:10.70)	0:45.26 [3] (0:11.14)	0:34.12 [3] (0:11.28)	0:22.84 [3] (0:11.08)	0:11.76 [3] (0:11.76)							
Average Speed [km/h]	53.6	67.2	64.6	63.5	65.0	61.1							
Top Speed [km/h]	68.6	70.0	65.6	65.2	65.7	64.0							
Avg. Dist. to Rail [m]	0.8	0.8	0.2	0.9	0.9	1.0							
Avg. Stride Freq. [Hz]	2.4	2.5	2.4	2.4	2.4	2.3							
Avg. Stride Length [m]	6.0	7.2	7.5	7.2	7.4	7.2							





Horse/Jockey Name	Meldubious
Final Rank	4
Fastest Section Time (Section)	0:11.00 (1000m)
Top Speed [km/h] (Section)	68.7 (1000m)
Race State	Finished

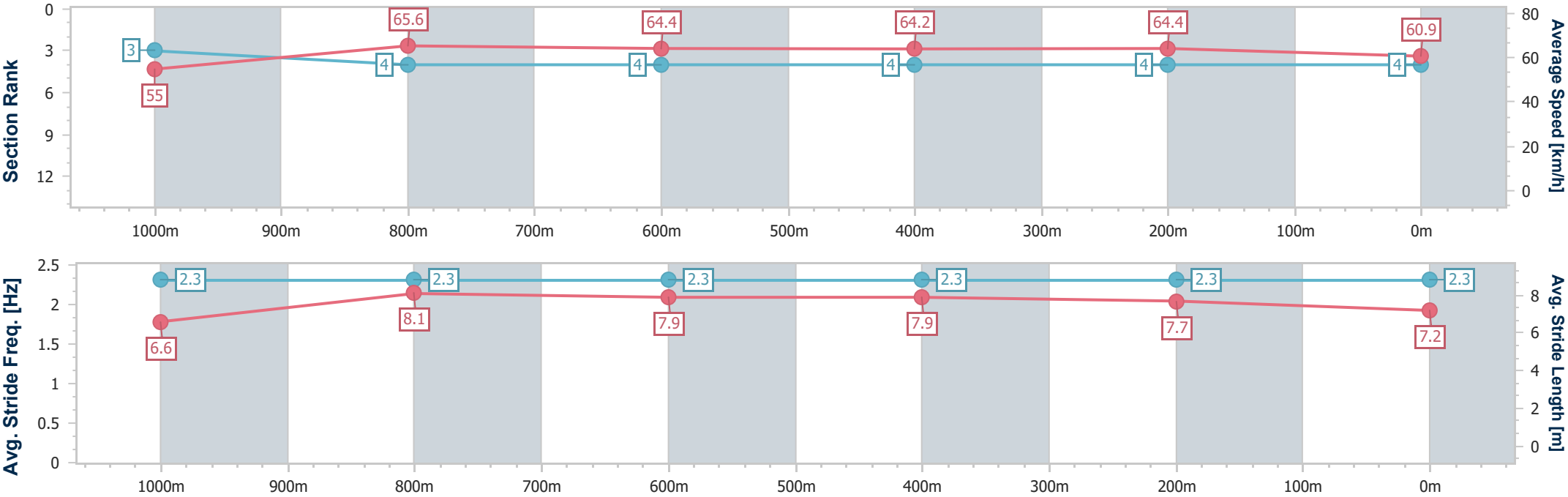


DoombenProfessional
Race 7: XXXX GOLD Colts, Geldings & Entires BENCHMARK
65 Handicap - 1200m
17 September 2025 - 16:14
Track Rating: Good 4, Weather: Fine, Rail Position: +9.5m Entire



BRISBANE
RACING CLUB

Section	Overall	1000m	800m	600m	400m	200m							
Section Times	1:09.62 [4] (0:13.11)	0:56.51 [3] (0:11.00)	0:45.51 [4] (0:11.21)	0:34.30 [4] (0:11.25)	0:23.05 [4] (0:11.20)	0:11.85 [4] (0:11.85)							
Average Speed [km/h]	55.0	65.6	64.4	64.2	64.4	60.9							
Top Speed [km/h]	68.3	68.7	65.7	65.3	65.1	64.6							
Avg. Dist. to Rail [m]	3.1	1.1	0.9	0.6	2.5	3.3							
Avg. Stride Freq. [Hz]	2.3	2.3	2.3	2.3	2.3	2.3							
Avg. Stride Length [m]	6.6	8.1	7.9	7.9	7.7	7.2							





Horse/Jockey Name	Kilman
Final Rank	5
Fastest Section Time (Section)	0:10.65 (1000m)
Top Speed [km/h] (Section)	69.4 (1000m)
Race State	Finished

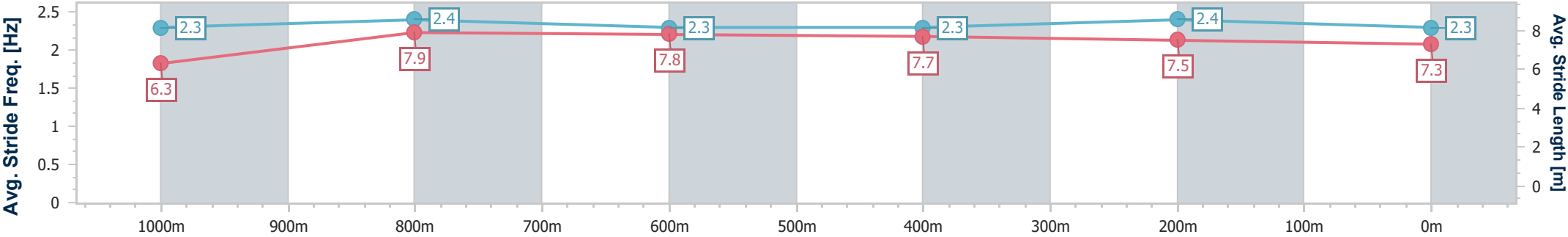
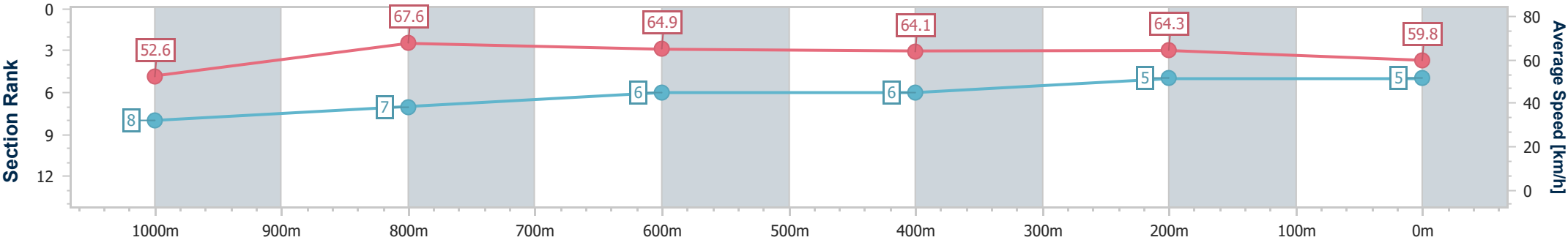


DoombenProfessional
Race 7: XXXX GOLD Colts, Geldings & Entires BENCHMARK
65 Handicap - 1200m
17 September 2025 - 16:14
Track Rating: Good 4, Weather: Fine, Rail Position: +9.5m Entire



BRISBANE
RACING CLUB

Section	Overall	1000m	800m	600m	400m	200m							
Section Times	1:10.00 [5] (0:13.70)	0:56.30 [8] (0:10.65)	0:45.65 [7] (0:11.14)	0:34.51 [6] (0:11.30)	0:23.21 [6] (0:11.20)	0:12.01 [5] (0:12.01)							
Average Speed [km/h]	52.6	67.6	64.9	64.1	64.3	59.8							
Top Speed [km/h]	67.4	69.4	66.4	65.8	65.3	63.7							
Avg. Dist. to Rail [m]	3.4	0.8	1.0	0.6	0.5	1.1							
Avg. Stride Freq. [Hz]	2.3	2.4	2.3	2.3	2.4	2.3							
Avg. Stride Length [m]	6.3	7.9	7.8	7.7	7.5	7.3							





Horse/Jockey Name	Baltray
Final Rank	6
Fastest Section Time (Section)	0:10.79 (1000m)
Top Speed [km/h] (Section)	68.0 (1000m)
Race State	Finished

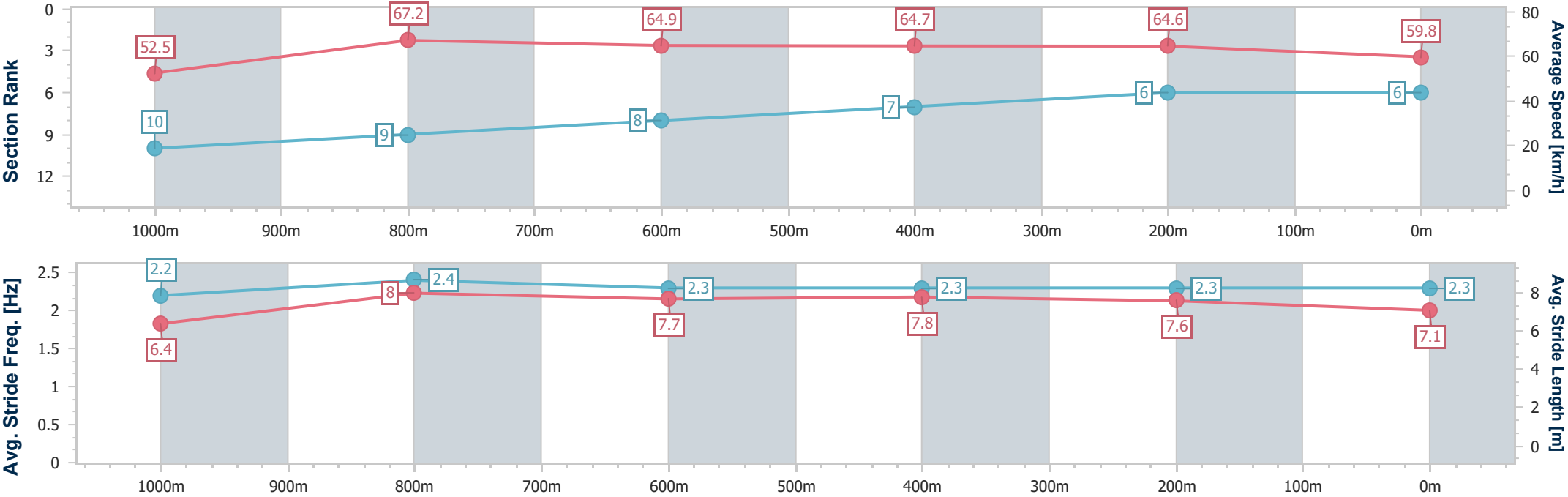


DoombenProfessional
Race 7: XXXX GOLD Colts, Geldings & Entires BENCHMARK
65 Handicap - 1200m
17 September 2025 - 16:14
Track Rating: Good 4, Weather: Fine, Rail Position: +9.5m Entire



BRISBANE
RACING CLUB

Section	Overall	1000m	800m	600m	400m	200m							
Section Times	1:10.13 [6] (0:13.72)	0:56.41 [10] (0:10.79)	0:45.62 [9] (0:11.18)	0:34.44 [8] (0:11.23)	0:23.21 [7] (0:11.17)	0:12.04 [6] (0:12.04)							
Average Speed [km/h]	52.5	67.2	64.9	64.7	64.6	59.8							
Top Speed [km/h]	66.9	68.0	66.3	66.7	65.9	63.7							
Avg. Dist. to Rail [m]	4.7	2.3	1.8	1.5	2.7	2.9							
Avg. Stride Freq. [Hz]	2.2	2.4	2.3	2.3	2.3	2.3							
Avg. Stride Length [m]	6.4	8.0	7.7	7.8	7.6	7.1							





Horse/Jockey Name	Gambino
Final Rank	7
Fastest Section Time (Section)	0:10.92 (1000m)
Top Speed [km/h] (Section)	68.8 (1000m)
Race State	Finished

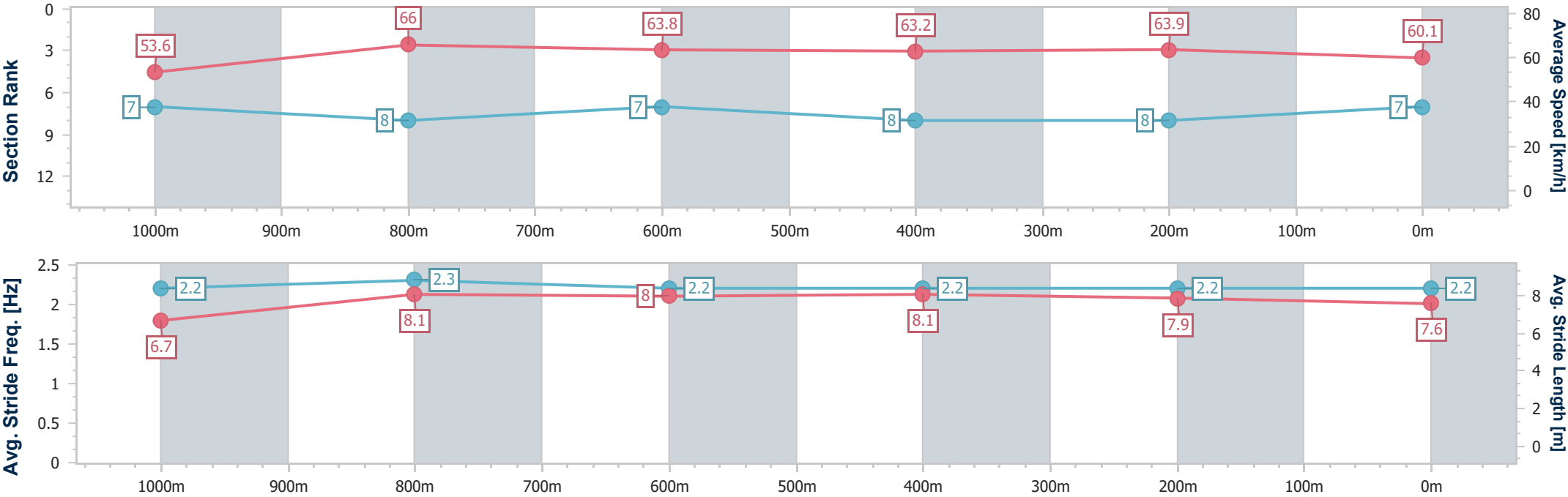


DoombenProfessional
Race 7: XXXX GOLD Colts, Geldings & Entires BENCHMARK
65 Handicap - 1200m
17 September 2025 - 16:14
Track Rating: Good 4, Weather: Fine, Rail Position: +9.5m Entire



BRISBANE
RACING CLUB

Section	Overall	1000m	800m	600m	400m	200m							
Section Times	1:10.26 [7] (0:13.44)	0:56.82 [7] (0:10.92)	0:45.90 [8] (0:11.28)	0:34.62 [7] (0:11.37)	0:23.25 [8] (0:11.25)	0:12.00 [8] (0:12.00)							
Average Speed [km/h]	53.6	66.0	63.8	63.2	63.9	60.1							
Top Speed [km/h]	67.4	68.8	64.7	64.8	64.8	62.9							
Avg. Dist. to Rail [m]	2.5	0.3	0.2	0.4	0.5	0.6							
Avg. Stride Freq. [Hz]	2.2	2.3	2.2	2.2	2.2	2.2							
Avg. Stride Length [m]	6.7	8.1	8.0	8.1	7.9	7.6							





Horse/Jockey Name	River Ribble
Final Rank	8
Fastest Section Time (Section)	0:10.88 (1000m)
Top Speed [km/h] (Section)	68.1 (1000m)
Race State	Finished

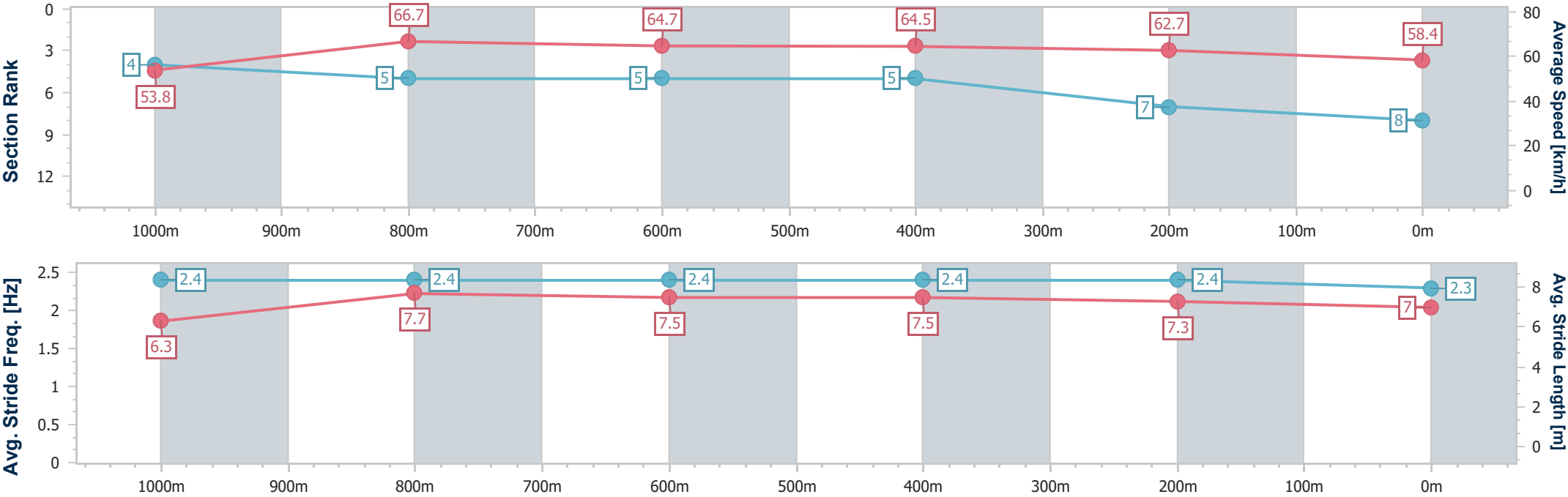


DoombenProfessional
Race 7: XXXX GOLD Colts, Geldings & Entires BENCHMARK
65 Handicap - 1200m
17 September 2025 - 16:14
Track Rating: Good 4, Weather: Fine, Rail Position: +9.5m Entire



BRISBANE
RACING CLUB

Section	Overall	1000m	800m	600m	400m	200m							
Section Times	1:10.47 [8] (0:13.35)	0:57.12 [4] (0:10.88)	0:46.24 [5] (0:11.20)	0:35.04 [5] (0:11.23)	0:23.81 [5] (0:11.48)	0:12.33 [7] (0:12.33)							
Average Speed [km/h]	53.8	66.7	64.7	64.5	62.7	58.4							
Top Speed [km/h]	67.9	68.1	66.2	66.2	64.3	61.5							
Avg. Dist. to Rail [m]	4.7	2.5	1.4	0.6	2.2	3.2							
Avg. Stride Freq. [Hz]	2.4	2.4	2.4	2.4	2.4	2.3							
Avg. Stride Length [m]	6.3	7.7	7.5	7.5	7.3	7.0							





Horse/Jockey Name	Riviera Blue
Final Rank	9
Fastest Section Time (Section)	0:10.99 (1000m)
Top Speed [km/h] (Section)	67.7 (1000m)
Race State	Finished

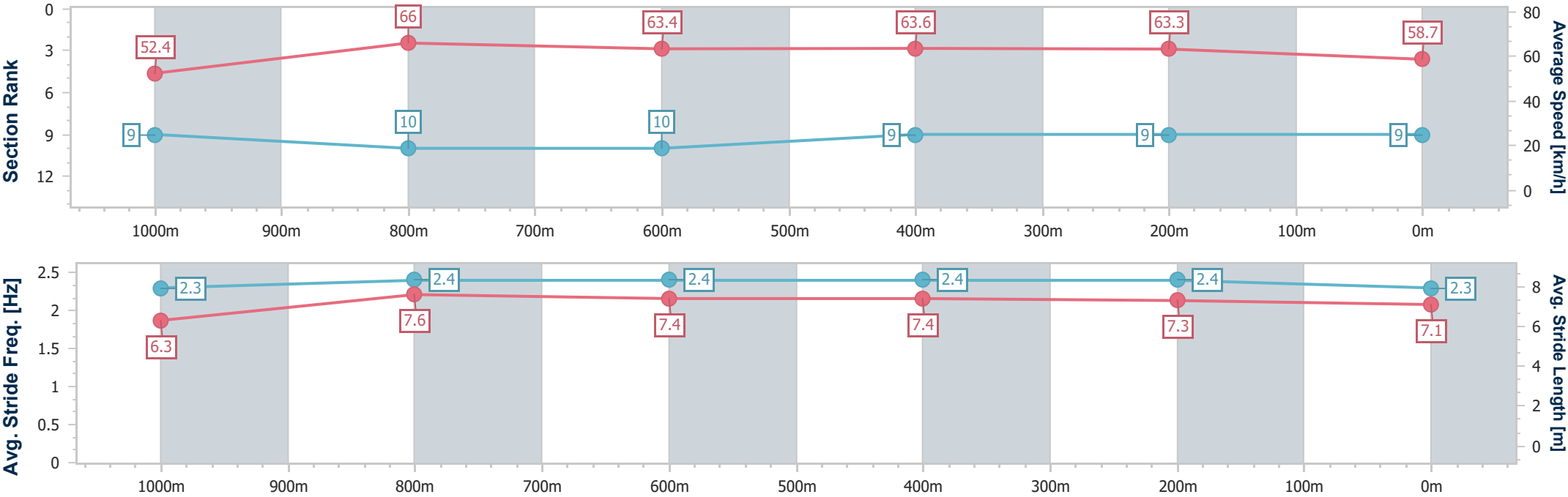


DoombenProfessional
Race 7: XXXX GOLD Colts, Geldings & Entires BENCHMARK
65 Handicap - 1200m
17 September 2025 - 16:14
Track Rating: Good 4, Weather: Fine, Rail Position: +9.5m Entire



BRISBANE
RACING CLUB

Section	Overall	1000m	800m	600m	400m	200m							
Section Times	1:10.91 [9] (0:13.72)	0:57.19 [9] (0:10.99)	0:46.20 [10] (0:11.34)	0:34.86 [10] (0:11.27)	0:23.59 [9] (0:11.37)	0:12.22 [9] (0:12.22)							
Average Speed [km/h]	52.4	66.0	63.4	63.6	63.3	58.7							
Top Speed [km/h]	65.6	67.7	64.1	64.8	64.0	62.9							
Avg. Dist. to Rail [m]	2.2	1.2	0.4	0.9	0.9	0.7							
Avg. Stride Freq. [Hz]	2.3	2.4	2.4	2.4	2.4	2.3							
Avg. Stride Length [m]	6.3	7.6	7.4	7.4	7.3	7.1							





Horse/Jockey Name	Magic In Me
Final Rank	10
Fastest Section Time (Section)	0:10.92 (1000m)
Top Speed [km/h] (Section)	68.7 (1000m)
Race State	Finished

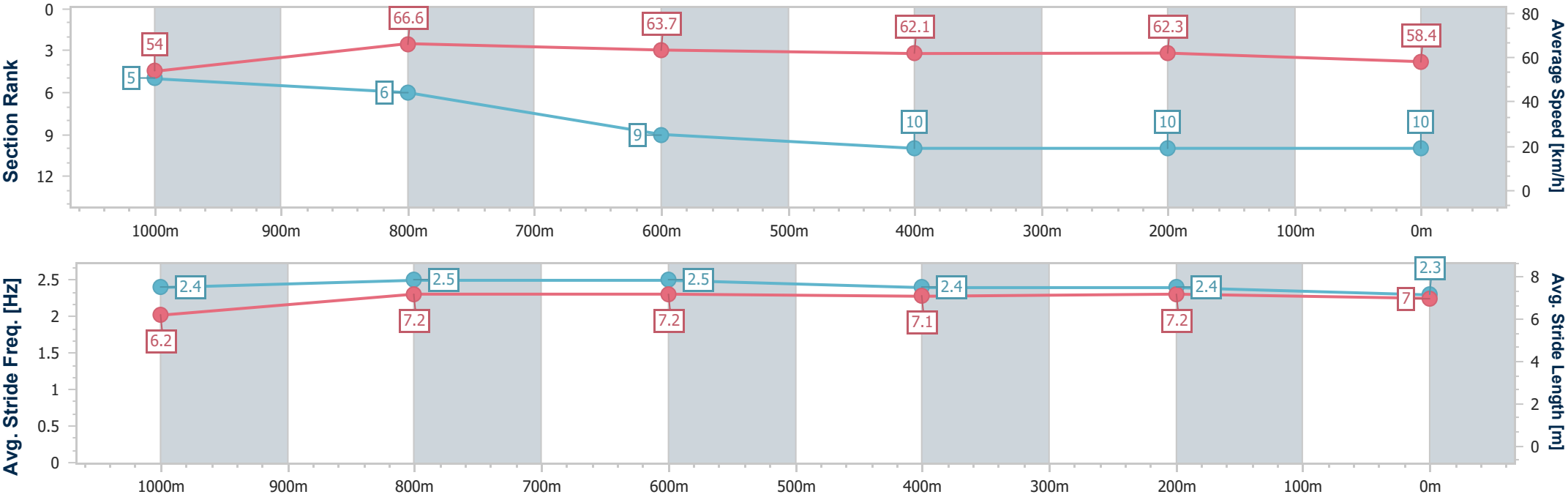


DoombenProfessional
Race 7: XXXX GOLD Colts, Geldings & Entires BENCHMARK
65 Handicap - 1200m
17 September 2025 - 16:14
Track Rating: Good 4, Weather: Fine, Rail Position: +9.5m Entire



BRISBANE
RACING CLUB

Section	Overall	1000m	800m	600m	400m	200m							
Section Times	1:11.25 [10] (0:13.40)	0:57.85 [5] (0:10.92)	0:46.93 [6] (0:11.44)	0:35.49 [9] (0:11.61)	0:23.88 [10] (0:11.57)	0:12.31 [10] (0:12.31)							
Average Speed [km/h]	54.0	66.6	63.7	62.1	62.3	58.4							
Top Speed [km/h]	66.6	68.7	65.0	63.3	63.4	61.2							
Avg. Dist. to Rail [m]	6.6	4.0	2.3	0.7	1.7	4.2							
Avg. Stride Freq. [Hz]	2.4	2.5	2.5	2.4	2.4	2.3							
Avg. Stride Length [m]	6.2	7.2	7.2	7.1	7.2	7.0							





DoombenProfessional
Race 8: LADBROKES BLACKBOOK Fillies and Mares BENCHMARK 65
Handicap - 1200m
17 September 2025 - 16:50



Track Rating: Good 4, Weather: Fine, Rail Position: +9.5m Entire

Section		Overall				1000m	800m	600m	400m	200m	Last 600m		
Field Times		1:10.43				0:57.46	0:46.46	0:34.68	0:23.03	0:11.71	0:34.68		
		(0:12.97)				(0:11.00)	(0:11.78)	(0:11.65)	(0:11.32)	(0:11.71)			
Rank	TAB Horse/Jockey	Barrier	Top Speed [km/h]	Fastest Section							Margin	Distance Travelled [m]	
1	14 IVY DEXSTRESS	7	71.0	0:11.00	1:10.43 [1]	0:57.46 [1]	0:46.46 [1]	0:34.68 [1]	0:22.88 [2]	0:11.71 [1]	1:10.43	0:34.68	
	Emily Lang		1000m	1000m	(0:12.97)	(0:11.00)	(0:11.78)	(0:11.80)	(0:11.17)	(0:11.71)			
2	13 MEHRETU	5	68.0	0:11.10	1:10.49 [2]	0:57.00 [6]	0:45.90 [5]	0:34.31 [5]	0:22.70 [4]	0:11.54 [4]	0.38L	0:34.31	-3
	Angela Jones		Overall	1000m	(0:13.49)	(0:11.10)	(0:11.59)	(0:11.61)	(0:11.16)	(0:11.54)			
3	6 JOY A PLENTY	1	67.5	0:11.03	1:10.53 [3]	0:57.26 [4]	0:46.23 [3]	0:34.52 [4]	0:22.72 [5]	0:11.57 [5]	0.57L	0:34.52	+0
	Karl Zechner		1000m	1000m	(0:13.27)	(0:11.03)	(0:11.71)	(0:11.80)	(0:11.15)	(0:11.57)			
4	9 THAT'S INTERESTING	6	70.1	0:11.03	1:10.59 [4]	0:57.44 [2]	0:46.41 [2]	0:34.83 [2]	0:23.19 [1]	0:11.86 [2]	0.93L	0:34.83	-2
	Morgan Butler		1000m	1000m	(0:13.15)	(0:11.03)	(0:11.58)	(0:11.64)	(0:11.33)	(0:11.86)			
5	7 MOSCOW CIRCUS	4	67.9	0:11.06	1:10.61 [5]	0:57.35 [3]	0:46.29 [4]	0:34.65 [3]	0:22.91 [3]	0:11.78 [3]	1.03L	0:34.65	+3
	Cobi Vitler		1000m	1000m	(0:13.26)	(0:11.06)	(0:11.64)	(0:11.74)	(0:11.13)	(0:11.78)			
6	11 POCKETMONEY	3	67.9	0:11.09	1:10.71 [6]	0:57.28 [5]	0:46.11 [6]	0:34.42 [6]	0:22.68 [7]	0:11.59 [6]	1.62L	0:34.42	-4
	Siobhan Rutledge		Overall	400m	(0:13.43)	(0:11.17)	(0:11.69)	(0:11.74)	(0:11.09)	(0:11.59)			
7	15 ELECTRIC ARROW	8	67.5	0:11.05	1:10.78 [7]	0:57.02 [7]	0:45.97 [7]	0:34.35 [8]	0:22.73 [8]	0:11.63 [7]	2.08L	0:34.35	-1
	Chelsea Baker		1000m	1000m	(0:13.76)	(0:11.05)	(0:11.62)	(0:11.62)	(0:11.10)	(0:11.63)			
8	12 GRAND METEOR	9	68.1	0:10.97	1:10.80 [8]	0:56.96 [8]	0:45.99 [8]	0:34.47 [7]	0:22.78 [6]	0:11.61 [8]	2.17L	0:34.47	+0
	Ryan Maloney		Overall	1000m	(0:13.84)	(0:10.97)	(0:11.52)	(0:11.69)	(0:11.17)	(0:11.61)			

Scratched: Creativity Miss (#5), Bollinger Miss (#4), Vos Savant (#10), Salt Lake Betty (#8), Deep Tiara (#16), Rubydoo (#17), Fortuneer (#1), Merchant Lady (#2), Zoufani (#3)



Horse/Jockey Name	Ivy Dextress
Final Rank	1
Fastest Section Time (Section)	0:11.00 (1000m)
Top Speed [km/h] (Section)	71.0 (1000m)
Race State	Finished



DoombenProfessional
Race 8: LADBROKES BLACKBOOK Fillies and Mares
BENCHMARK 65 Handicap - 1200m

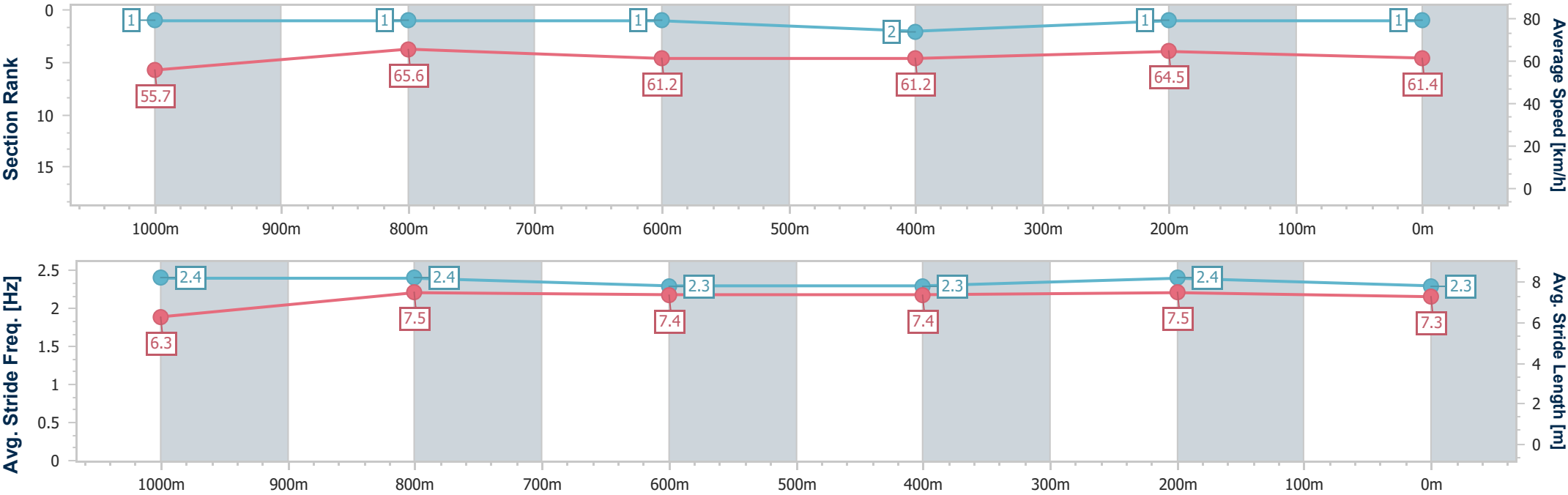
17 September 2025 - 16:50

Track Rating: Good 4, Weather: Fine, Rail Position: +9.5m Entire



BRISBANE
RACING CLUB

Section	Overall	1000m	800m	600m	400m	200m								
Section Times	1:10.43 [1] (0:12.97)	0:57.46 [1] (0:11.00)	0:46.46 [1] (0:11.78)	0:34.68 [1] (0:11.80)	0:22.88 [2] (0:11.17)	0:11.71 [1] (0:11.71)								
Average Speed [km/h]	55.7	65.6	61.2	61.2	64.5	61.4								
Top Speed [km/h]	71.0	71.0	62.1	62.4	65.4	64.0								
Avg. Dist. to Rail [m]	5.8	0.8	0.7	0.5	0.4	0.2								
Avg. Stride Freq. [Hz]	2.4	2.4	2.3	2.3	2.4	2.3								
Avg. Stride Length [m]	6.3	7.5	7.4	7.4	7.5	7.3								





Horse/Jockey Name	Mehretu
Final Rank	2
Fastest Section Time (Section)	0:11.10 (1000m)
Top Speed [km/h] (Section)	68.0 (Overall)
Race State	Finished



DoombenProfessional
Race 8: LADBROKES BLACKBOOK Fillies and Mares
BENCHMARK 65 Handicap - 1200m

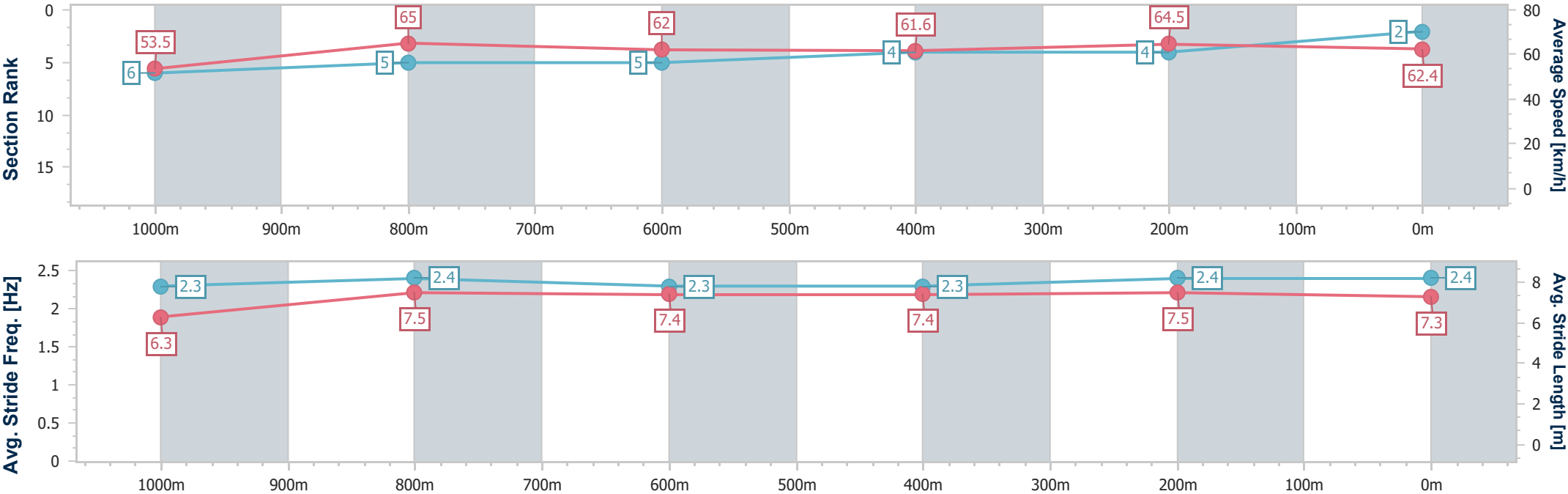
17 September 2025 - 16:50

Track Rating: Good 4, Weather: Fine, Rail Position: +9.5m Entire



BRISBANE
RACING CLUB

Section	Overall	1000m	800m	600m	400m	200m							
Section Times	1:10.49 [2] (0:13.49)	0:57.00 [6] (0:11.10)	0:45.90 [5] (0:11.59)	0:34.31 [5] (0:11.61)	0:22.70 [4] (0:11.16)	0:11.54 [4] (0:11.54)							
Average Speed [km/h]	53.5	65.0	62.0	61.6	64.5	62.4							
Top Speed [km/h]	68.0	67.4	63.6	62.5	66.7	65.1							
Avg. Dist. to Rail [m]	4.1	1.2	0.7	1.1	1.2	0.6							
Avg. Stride Freq. [Hz]	2.3	2.4	2.3	2.3	2.4	2.4							
Avg. Stride Length [m]	6.3	7.5	7.4	7.4	7.5	7.3							



- [] Ranking at each section and finish
- .-.- No data available at this section
- NA No data available



Horse/Jockey Name	Joy A Plenty
Final Rank	3
Fastest Section Time (Section)	0:11.03 (1000m)
Top Speed [km/h] (Section)	67.5 (1000m)
Race State	Finished



DoombenProfessional
Race 8: LADBROKES BLACKBOOK Fillies and Mares
BENCHMARK 65 Handicap - 1200m

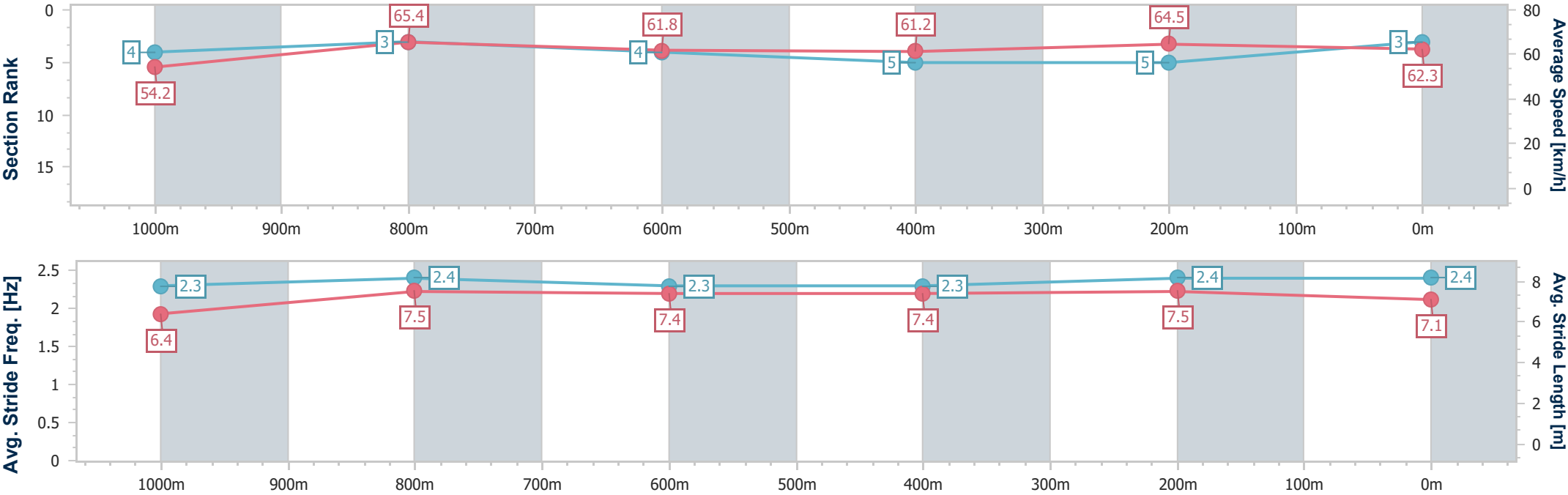
17 September 2025 - 16:50

Track Rating: Good 4, Weather: Fine, Rail Position: +9.5m Entire



BRISBANE
RACING CLUB

Section	Overall	1000m	800m	600m	400m	200m							
Section Times	1:10.53 [3] (0:13.27)	0:57.26 [4] (0:11.03)	0:46.23 [3] (0:11.71)	0:34.52 [4] (0:11.80)	0:22.72 [5] (0:11.15)	0:11.57 [5] (0:11.57)							
Average Speed [km/h]	54.2	65.4	61.8	61.2	64.5	62.3							
Top Speed [km/h]	67.5	67.5	62.7	62.1	65.9	64.7							
Avg. Dist. to Rail [m]	1.8	0.9	0.9	0.7	0.6	0.6							
Avg. Stride Freq. [Hz]	2.3	2.4	2.3	2.3	2.4	2.4							
Avg. Stride Length [m]	6.4	7.5	7.4	7.4	7.5	7.1							





Horse/Jockey Name	That's Interesting
Final Rank	4
Fastest Section Time (Section)	0:11.03 (1000m)
Top Speed [km/h] (Section)	70.1 (1000m)
Race State	Finished



DoombenProfessional
Race 8: LADBROKES BLACKBOOK Fillies and Mares
BENCHMARK 65 Handicap - 1200m

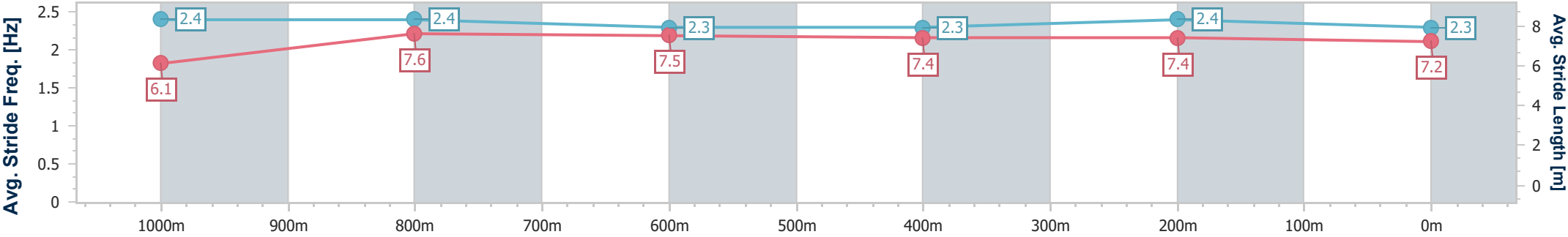
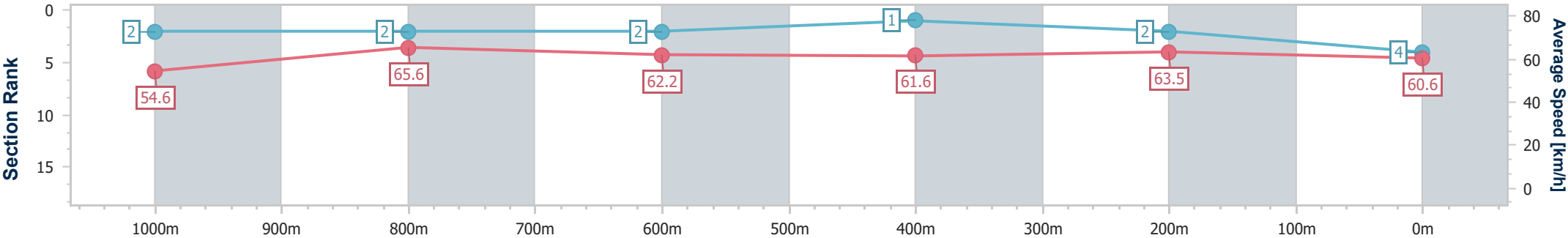
17 September 2025 - 16:50

Track Rating: Good 4, Weather: Fine, Rail Position: +9.5m Entire



BRISBANE
RACING CLUB

Section	Overall	1000m	800m	600m	400m	200m								
Section Times	1:10.59 [4] (0:13.15)	0:57.44 [2] (0:11.03)	0:46.41 [2] (0:11.58)	0:34.83 [2] (0:11.64)	0:23.19 [1] (0:11.33)	0:11.86 [2] (0:11.86)								
Average Speed [km/h]	54.6	65.6	62.2	61.6	63.5	60.6								
Top Speed [km/h]	68.1	70.1	62.6	62.8	64.5	64.2								
Avg. Dist. to Rail [m]	5.0	1.2	0.2	0.3	0.9	1.9								
Avg. Stride Freq. [Hz]	2.4	2.4	2.3	2.3	2.4	2.3								
Avg. Stride Length [m]	6.1	7.6	7.5	7.4	7.4	7.2								





Horse/Jockey Name	Moscow Circus
Final Rank	5
Fastest Section Time (Section)	0:11.06 (1000m)
Top Speed [km/h] (Section)	67.9 (1000m)
Race State	Finished



DoombenProfessional
Race 8: LADBROKES BLACKBOOK Fillies and Mares
BENCHMARK 65 Handicap - 1200m

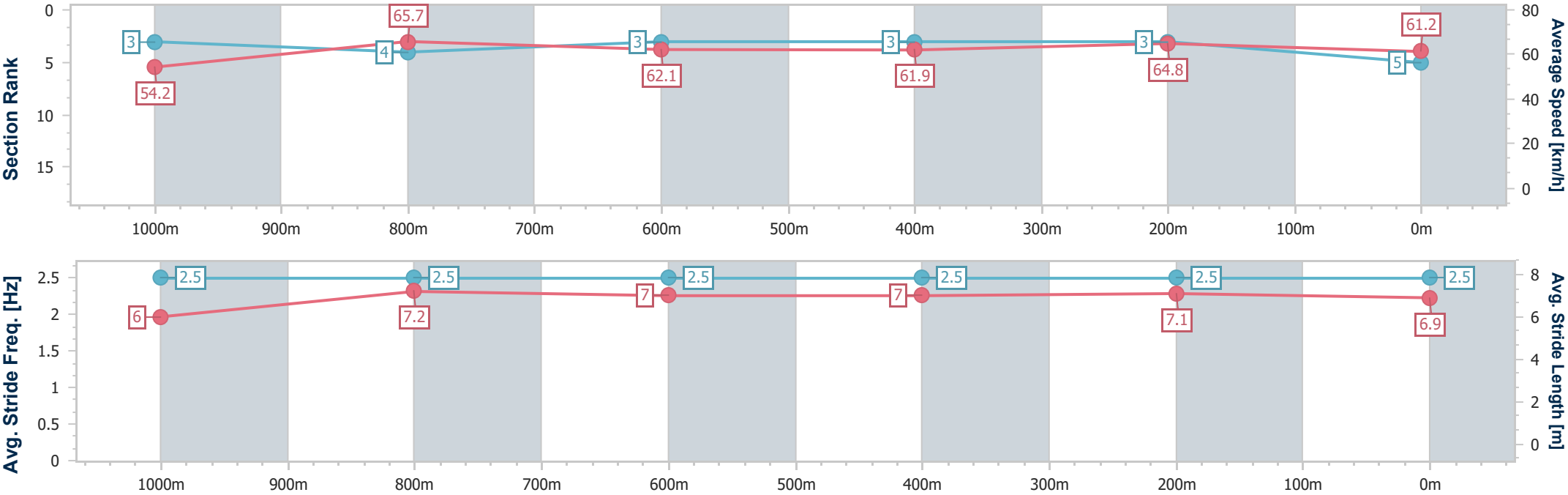
17 September 2025 - 16:50

Track Rating: Good 4, Weather: Fine, Rail Position: +9.5m Entire



BRISBANE
RACING CLUB

Section	Overall	1000m	800m	600m	400m	200m								
Section Times	1:10.61 [5] (0:13.26)	0:57.35 [3] (0:11.06)	0:46.29 [4] (0:11.64)	0:34.65 [3] (0:11.74)	0:22.91 [3] (0:11.13)	0:11.78 [3] (0:11.78)								
Average Speed [km/h]	54.2	65.7	62.1	61.9	64.8	61.2								
Top Speed [km/h]	66.8	67.9	63.3	63.0	66.8	65.0								
Avg. Dist. to Rail [m]	3.0	2.0	1.3	1.5	2.3	4.4								
Avg. Stride Freq. [Hz]	2.5	2.5	2.5	2.5	2.5	2.5								
Avg. Stride Length [m]	6.0	7.2	7.0	7.0	7.1	6.9								



- [] Ranking at each section and finish
- .-.- No data available at this section
- NA No data available



Horse/Jockey Name	Pocketmoney
Final Rank	6
Fastest Section Time (Section)	0:11.09 (400m)
Top Speed [km/h] (Section)	67.9 (Overall)
Race State	Finished



DoombenProfessional
Race 8: LADBROKES BLACKBOOK Fillies and Mares
BENCHMARK 65 Handicap - 1200m

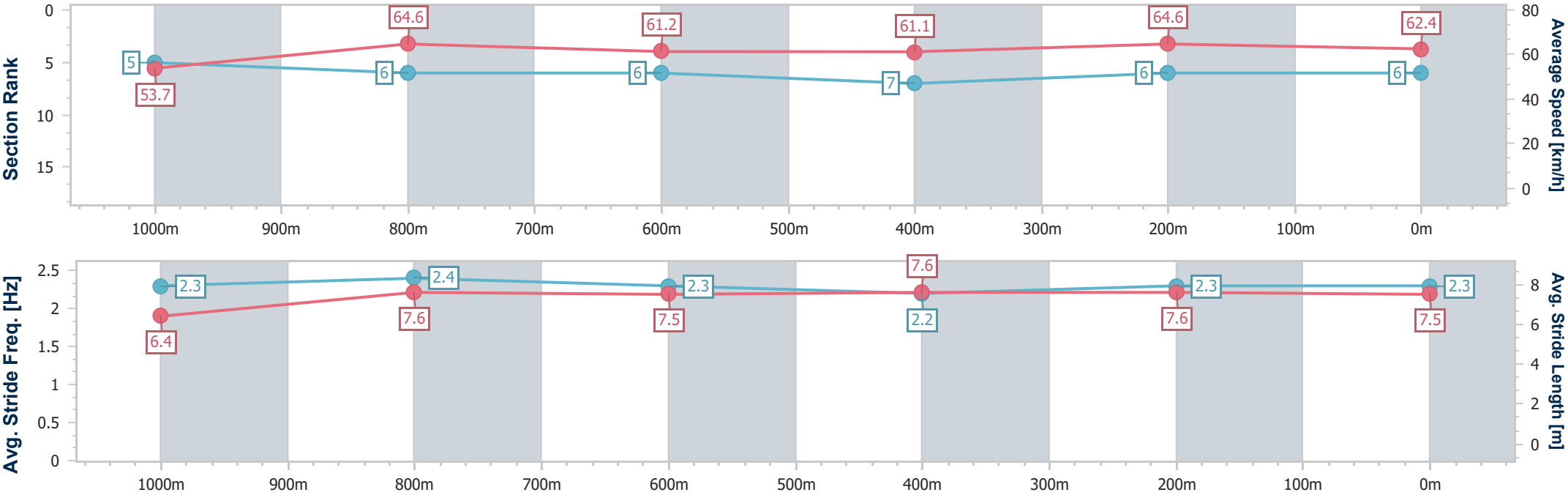
17 September 2025 - 16:50

Track Rating: Good 4, Weather: Fine, Rail Position: +9.5m Entire



BRISBANE
RACING CLUB

Section	Overall	1000m	800m	600m	400m	200m								
Section Times	1:10.71 [6] (0:13.43)	0:57.28 [5] (0:11.17)	0:46.11 [6] (0:11.69)	0:34.42 [6] (0:11.74)	0:22.68 [7] (0:11.09)	0:11.59 [6] (0:11.59)								
Average Speed [km/h]	53.7	64.6	61.2	61.1	64.6	62.4								
Top Speed [km/h]	67.9	66.4	62.7	61.9	67.2	63.3								
Avg. Dist. to Rail [m]	3.1	0.6	0.6	1.1	1.0	1.0								
Avg. Stride Freq. [Hz]	2.3	2.4	2.3	2.2	2.3	2.3								
Avg. Stride Length [m]	6.4	7.6	7.5	7.6	7.6	7.5								





Horse/Jockey Name	Electric Arrow
Final Rank	7
Fastest Section Time (Section)	0:11.05 (1000m)
Top Speed [km/h] (Section)	67.5 (1000m)
Race State	Finished



DoombenProfessional
Race 8: LADBROKES BLACKBOOK Fillies and Mares
BENCHMARK 65 Handicap - 1200m

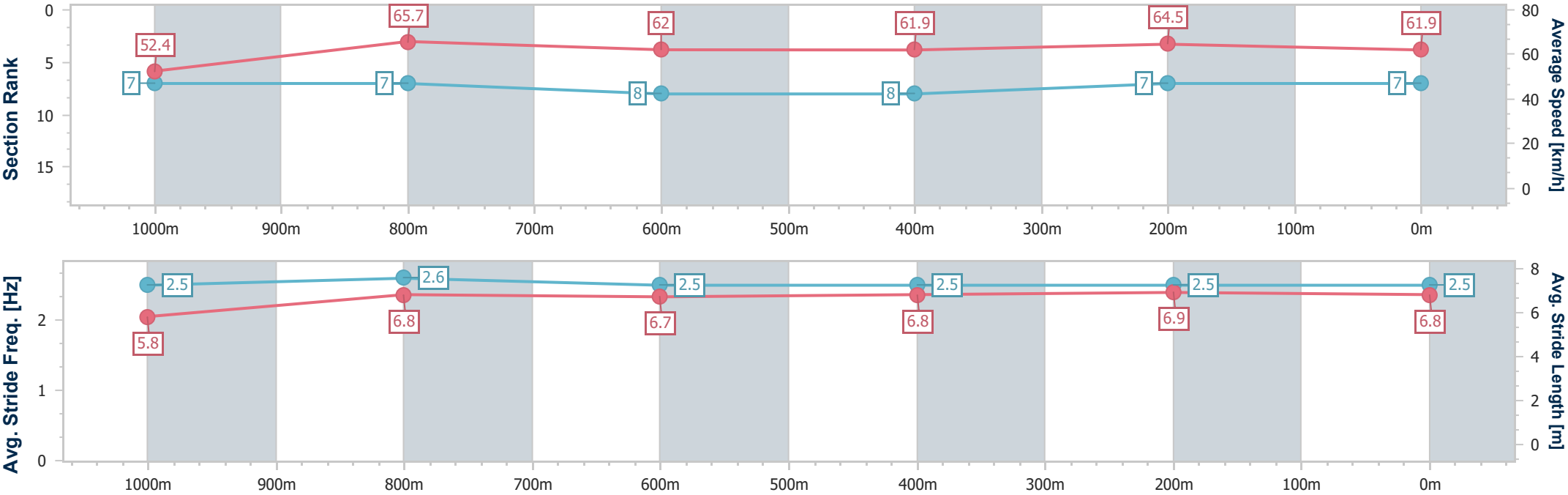
17 September 2025 - 16:50

Track Rating: Good 4, Weather: Fine, Rail Position: +9.5m Entire



BRISBANE
RACING CLUB

Section	Overall	1000m	800m	600m	400m	200m								
Section Times	1:10.78 [7] (0:13.76)	0:57.02 [7] (0:11.05)	0:45.97 [7] (0:11.62)	0:34.35 [8] (0:11.62)	0:22.73 [8] (0:11.10)	0:11.63 [7] (0:11.63)								
Average Speed [km/h]	52.4	65.7	62.0	61.9	64.5	61.9								
Top Speed [km/h]	67.3	67.5	64.0	63.1	65.9	64.8								
Avg. Dist. to Rail [m]	6.1	2.5	1.0	1.0	1.6	3.4								
Avg. Stride Freq. [Hz]	2.5	2.6	2.5	2.5	2.5	2.5								
Avg. Stride Length [m]	5.8	6.8	6.7	6.8	6.9	6.8								





Horse/Jockey Name	Grand Meteor
Final Rank	8
Fastest Section Time (Section)	0:10.97 (1000m)
Top Speed [km/h] (Section)	68.1 (Overall)
Race State	Finished



DoombenProfessional
Race 8: LADBROKES BLACKBOOK Fillies and Mares
BENCHMARK 65 Handicap - 1200m

17 September 2025 - 16:50

Track Rating: Good 4, Weather: Fine, Rail Position: +9.5m Entire



BRISBANE
RACING CLUB

Section	Overall	1000m	800m	600m	400m	200m							
Section Times	1:10.80 [8] (0:13.84)	0:56.96 [8] (0:10.97)	0:45.99 [8] (0:11.52)	0:34.47 [7] (0:11.69)	0:22.78 [6] (0:11.17)	0:11.61 [8] (0:11.61)							
Average Speed [km/h]	52.2	65.8	62.8	61.5	64.6	61.9							
Top Speed [km/h]	68.1	67.4	64.5	62.8	65.4	65.3							
Avg. Dist. to Rail [m]	4.7	0.9	0.8	0.4	1.5	3.0							
Avg. Stride Freq. [Hz]	2.4	2.5	2.4	2.4	2.5	2.5							
Avg. Stride Length [m]	6.1	7.3	7.2	7.2	7.3	7.0							

