



## Eagle Farm Professional

### Race 1: SPRING CARNIVAL ON SALE NOW Maiden Plate - 2406m

20 September 2025 - 12:49



BRISBANE  
RACING CLUB

Track Rating: Good 4, Weather: Fine, Rail Position: +4m Entire

Section						Overall	2200m	2000m	1800m	1600m	1400m	1200m	Last 600m	
Field Times						2:34.44 (0:14.72)	2:19.72 (0:12.95)	2:06.77 (0:13.19)	1:53.58 (0:13.36)	1:40.22 (0:12.78)	1:27.44 (0:12.49)	1:14.95 (0:12.78)	0:37.13	
Rank	TAB	Horse/Jockey	Barrier	Top Speed [km/h]	Fastest Section									Distance Travelled [m]
1	5	OBSTRUCTIONIST	2	61.4	0:11.96	2:34.44 [1]	2:19.72 [1]	2:06.77 [1]	1:53.58 [1]	1:40.22 [1]	1:27.44 [1]	1:14.95 [1]	0:37.13	
		Danny Peisley		400m	600m	(0:14.72)	(0:12.95)	(0:13.19)	(0:13.36)	(0:12.78)	(0:12.49)	(0:12.78)		
2	4	KALAMIA KING	1	61.1	0:11.98	2:35.08 [2]	2:20.20 [2]	2:07.10 [2]	1:53.82 [2]	1:40.45 [2]	1:27.59 [2]	1:15.29 [2]	0:37.48	-5
		Luke Dempsey		400m	600m	(0:14.88)	(0:13.10)	(0:13.28)	(0:13.37)	(0:12.86)	(0:12.30)	(0:12.79)		

Scratched: Argerich (#7), Southoftheborder (#6), Man Talk (#8), Circus Maximus (#2), Captain Insano (#1), I'm That Guy (#3)



## Eagle Farm Professional

Race 1: SPRING CARNIVAL ON SALE NOW Maiden Plate - 2406m

20 September 2025 - 12:49



BRISBANE  
RACING CLUB

Track Rating: Good 4, Weather: Fine, Rail Position: +4m Entire

Section						1000m	800m	600m	400m	200m		
Field Times						1:02.17 (0:12.56)	0:49.61 (0:12.48)	0:37.13 (0:11.96)	0:25.17 (0:12.04)	0:13.13 (0:13.13)	Last 600m 0:37.13	
Rank	TAB Horse/Jockey	Barrier	Top Speed [km/h]	Fastest Section							Margin	Distance Travelled [m]
1	5 OBSTRUCTIONIST	2	61.4	0:11.96		1:02.17 [1]	0:49.61 [1]	0:37.13 [1]	0:25.17 [1]	0:13.13 [1]	2:34.44	0:37.13
	Danny Peisley		400m	600m		(0:12.56)	(0:12.48)	(0:11.96)	(0:12.04)	(0:13.13)		
2	4 KALAMIA KING	1	61.1	0:11.98		1:02.50 [2]	0:49.91 [2]	0:37.48 [2]	0:25.50 [2]	0:13.30 [2]	3.76L	0:37.48 -5
	Luke Dempsey		400m	600m		(0:12.59)	(0:12.43)	(0:11.98)	(0:12.20)	(0:13.30)		

Scratched: Argerich (#7), Southoftheborder (#6), Man Talk (#8), Circus Maximus (#2), Captain Insano (#1), I'm That Guy (#3)



Horse/Jockey Name	Obstructionist
Final Rank	1
Fastest Section Time (Section)	0:11.96 (600m)
Top Speed [km/h] (Section)	61.4 (400m)
Race State	Finished

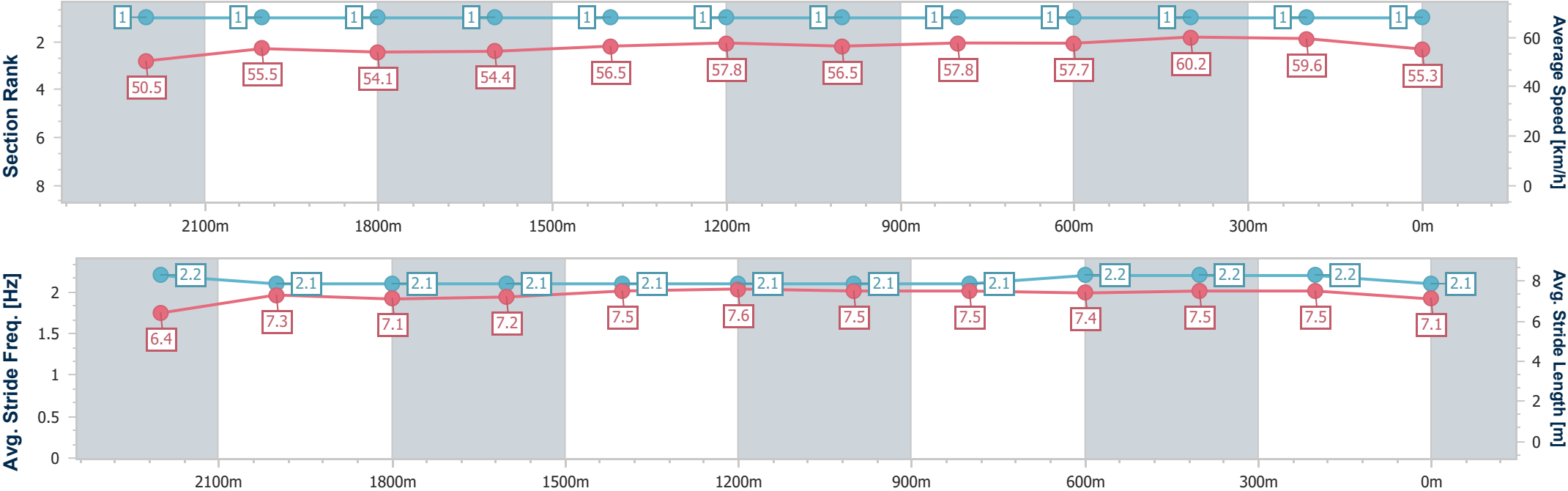


Eagle FarmProfessional  
Race 1: SPRING CARNIVAL ON SALE NOW Maiden Plate - 2406m  
20 September 2025 - 12:49  
Track Rating: Good 4, Weather: Fine, Rail Position: +4m Entire



BRISBANE  
RACING CLUB

Section	Overall	2200m	2000m	1800m	1600m	1400m	1200m	1000m	800m	600m	400m	200m
Section Times	2:34.44 [1] (0:14.72)	2:19.72 [1] (0:12.95)	2:06.77 [1] (0:13.19)	1:53.58 [1] (0:13.36)	1:40.22 [1] (0:12.78)	1:27.44 [1] (0:12.49)	1:14.95 [1] (0:12.78)	1:02.17 [1] (0:12.56)	0:49.61 [1] (0:12.48)	0:37.13 [1] (0:11.96)	0:25.17 [1] (0:12.04)	0:13.13 [1] (0:13.13)
Average Speed [km/h]	50.5	55.5	54.1	54.4	56.5	57.8	56.5	57.8	57.7	60.2	59.6	55.3
Top Speed [km/h]	61.0	58.2	55.0	55.2	57.9	58.1	57.4	58.2	59.5	61.1	61.4	57.7
Avg. Dist. to Rail [m]	1.3	0.8	1.2	1.3	1.6	1.9	2.2	1.6	0.8	0.5	0.5	2.7
Avg. Stride Freq. [Hz]	2.2	2.1	2.1	2.1	2.1	2.1	2.1	2.1	2.2	2.2	2.2	2.1
Avg. Stride Length [m]	6.4	7.3	7.1	7.2	7.5	7.6	7.5	7.5	7.4	7.5	7.5	7.1





Horse/Jockey Name	Kalamia King
Final Rank	2
Fastest Section Time (Section)	0:11.98 (600m)
Top Speed [km/h] (Section)	61.1 (400m)
Race State	Finished

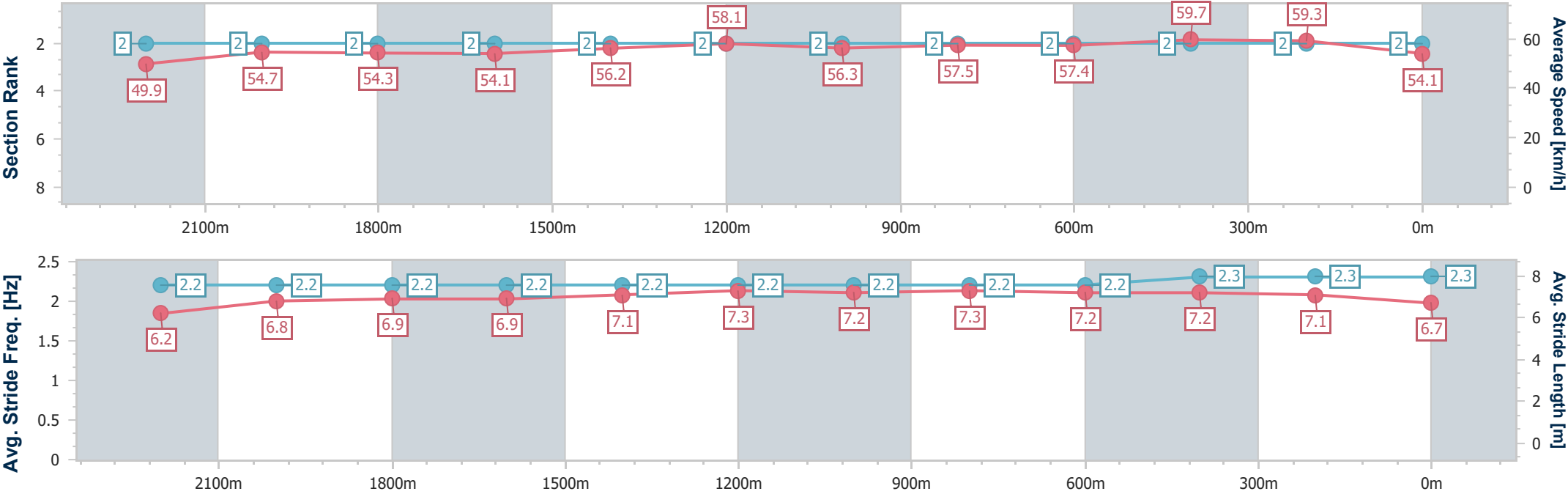


Eagle FarmProfessional  
Race 1: SPRING CARNIVAL ON SALE NOW Maiden Plate - 2406m  
20 September 2025 - 12:49  
Track Rating: Good 4, Weather: Fine, Rail Position: +4m Entire



BRISBANE  
RACING CLUB

Section	Overall	2200m	2000m	1800m	1600m	1400m	1200m	1000m	800m	600m	400m	200m
Section Times	2:35.08 [2] (0:14.88)	2:20.20 [2] (0:13.10)	2:07.10 [2] (0:13.28)	1:53.82 [2] (0:13.37)	1:40.45 [2] (0:12.86)	1:27.59 [2] (0:12.30)	1:15.29 [2] (0:12.79)	1:02.50 [2] (0:12.59)	0:49.91 [2] (0:12.43)	0:37.48 [2] (0:11.98)	0:25.50 [2] (0:12.20)	0:13.30 [2] (0:13.30)
Average Speed [km/h]	49.9	54.7	54.3	54.1	56.2	58.1	56.3	57.5	57.4	59.7	59.3	54.1
Top Speed [km/h]	58.5	58.8	55.1	54.9	57.1	59.5	58.9	58.1	58.7	60.7	61.1	59.4
Avg. Dist. to Rail [m]	1.1	1.3	0.8	0.6	0.9	1.5	1.9	1.1	0.4	0.9	1.2	2.2
Avg. Stride Freq. [Hz]	2.2	2.2	2.2	2.2	2.2	2.2	2.2	2.2	2.2	2.3	2.3	2.3
Avg. Stride Length [m]	6.2	6.8	6.9	6.9	7.1	7.3	7.2	7.3	7.2	7.2	7.1	6.7





## Eagle Farm Professional

### Race 2: LADBROKES THOMO & CO TOP 10 Maiden Plate - 1600m

20 September 2025 - 13:24



BRISBANE  
RACING CLUB

Track Rating: Good 4, Weather: Fine, Rail Position: +4m Entire

Section					Overall	1400m	1200m	1000m	800m	600m	400m	Last 600m		
Field Times					1:36.29 (0:13.58)	1:22.71 (0:11.17)	1:11.54 (0:11.91)	0:59.63 (0:12.24)	0:47.39 (0:12.20)	0:35.19 (0:12.03)	0:23.16 (0:11.26)	0:35.19		
Rank	TAB	Horse/Jockey	Barrier	Top Speed [km/h]	Fastest Section									Distance Travelled [m]
1	3	HEROIC REBEL	3	65.7	0:11.22	1:36.29 [1]	1:22.67 [2]	1:11.34 [2]	0:59.39 [2]	0:47.08 [2]	0:34.93 [3]	0:23.12 [3]	0:34.93	
		Daniel Moor		Overall	400m	(0:13.62)	(0:11.33)	(0:11.95)	(0:12.31)	(0:12.15)	(0:11.81)	(0:11.22)		
2	4	LAUNCHER	2	66.7	0:11.17	1:36.76 [2]	1:23.18 [1]	1:12.01 [1]	1:00.10 [1]	0:47.86 [1]	0:35.66 [1]	0:23.59 [2]	0:35.66	-3
		Brandon Lerena		Overall	1400m	(0:13.58)	(0:11.17)	(0:11.91)	(0:12.24)	(0:12.20)	(0:12.07)	(0:11.42)		
3	2	CHICAGO KING	6	65.6	0:11.41	1:37.28 [3]	1:23.53 [4]	1:12.12 [4]	1:00.16 [3]	0:48.01 [3]	0:36.05 [2]	0:24.15 [1]	0:36.05	-3
		Jaden Lloyd		Overall	1400m	(0:13.75)	(0:11.41)	(0:11.96)	(0:12.15)	(0:11.96)	(0:11.90)	(0:11.67)		
4	8	EFFIE'S JOY	4	65.8	0:11.40	1:37.45 [4]	1:23.50 [6]	1:12.10 [6]	1:00.06 [5]	0:47.90 [5]	0:35.82 [5]	0:23.72 [5]	0:35.82	-2
		Chelsea Baker		Overall	1400m	(0:13.95)	(0:11.40)	(0:12.04)	(0:12.16)	(0:12.08)	(0:12.10)	(0:11.42)		
5	7	ARTISTIC TOUCH	8	63.8	0:11.43	1:37.56 [5]	1:23.53 [8]	1:11.78 [8]	0:59.57 [8]	0:47.66 [8]	0:35.47 [7]	0:23.63 [8]	0:35.47	+4
		Tiffani Brooker		400m	400m	(0:14.03)	(0:11.75)	(0:12.21)	(0:11.91)	(0:12.19)	(0:11.84)	(0:11.43)		
6	1	CAPTAIN INSANO	5	67.1	0:11.43	1:37.87 [6]	1:23.96 [5]	1:12.53 [5]	1:00.43 [6]	0:48.12 [6]	0:36.00 [6]	0:24.12 [6]	0:36.00	+2
		Danny Peisley		1400m	1400m	(0:13.91)	(0:11.43)	(0:12.10)	(0:12.31)	(0:12.12)	(0:11.88)	(0:11.70)		
7	5	SILVIO DANTE	1	64.4	0:11.37	1:37.88 [7]	1:24.14 [3]	1:12.77 [3]	1:00.66 [4]	0:48.49 [4]	0:36.50 [4]	0:24.54 [4]	0:36.50	-7
		Jackson Murphy		1400m	1400m	(0:13.74)	(0:11.37)	(0:12.11)	(0:12.17)	(0:11.99)	(0:11.96)	(0:11.77)		
8	6	THE IMMORTALS	7	65.4	0:11.53	1:38.28 [8]	1:24.29 [7]	1:12.76 [7]	1:00.51 [7]	0:48.42 [7]	0:36.13 [8]	0:24.44 [7]	0:36.13	+1
		Cecily Eaton		1400m	1400m	(0:13.99)	(0:11.53)	(0:12.25)	(0:12.09)	(0:12.29)	(0:11.69)	(0:11.66)		

Scratched: La Gracia (#9), Contingency (#10)



## Eagle Farm Professional

### Race 2: LADBROKES THOMO & CO TOP 10 Maiden Plate - 1600m

20 September 2025 - 13:24



BRISBANE  
RACING CLUB

Track Rating: Good 4, Weather: Fine, Rail Position: +4m Entire

Section Field Times				200m 0:11.90 (0:11.90)				Last 600m 0:35.19	
Rank	TAB	Horse/Jockey	Barrier	Top Speed [km/h]	Fastest Section	Margin		Distance Travelled [m]	
1	3	HEROIC REBEL	3	65.7	0:11.22	0:11.90 [1]	1:36.29	0:34.93	
		Daniel Moor		Overall	400m	(0:11.90)			
2	4	LAUNCHER	2	66.7	0:11.17	0:12.17 [2]	2.78L	0:35.66	-3
		Brandon Lerena		Overall	1400m	(0:12.17)			
3	2	CHICAGO KING	6	65.6	0:11.41	0:12.48 [3]	5.85L	0:36.05	-3
		Jaden Lloyd		Overall	1400m	(0:12.48)			
4	8	EFFIE'S JOY	4	65.8	0:11.40	0:12.30 [5]	6.83L	0:35.82	-2
		Chelsea Baker		Overall	1400m	(0:12.30)			
5	7	ARTISTIC TOUCH	8	63.8	0:11.43	0:12.20 [6]	7.51L	0:35.47	+4
		Tiffani Brooker		400m	400m	(0:12.20)			
6	1	CAPTAIN INSANO	5	67.1	0:11.43	0:12.42 [7]	9.3L	0:36.00	+2
		Danny Peisley		1400m	1400m	(0:12.42)			
7	5	SILVIO DANTE	1	64.4	0:11.37	0:12.77 [4]	9.39L	0:36.50	-7
		Jackson Murphy		1400m	1400m	(0:12.77)			
8	6	THE IMMORTALS	7	65.4	0:11.53	0:12.78 [8]	11.75L	0:36.13	+1
		Cecily Eaton		1400m	1400m	(0:12.78)			

Scratched: La Gracia (#9), Contingency (#10)



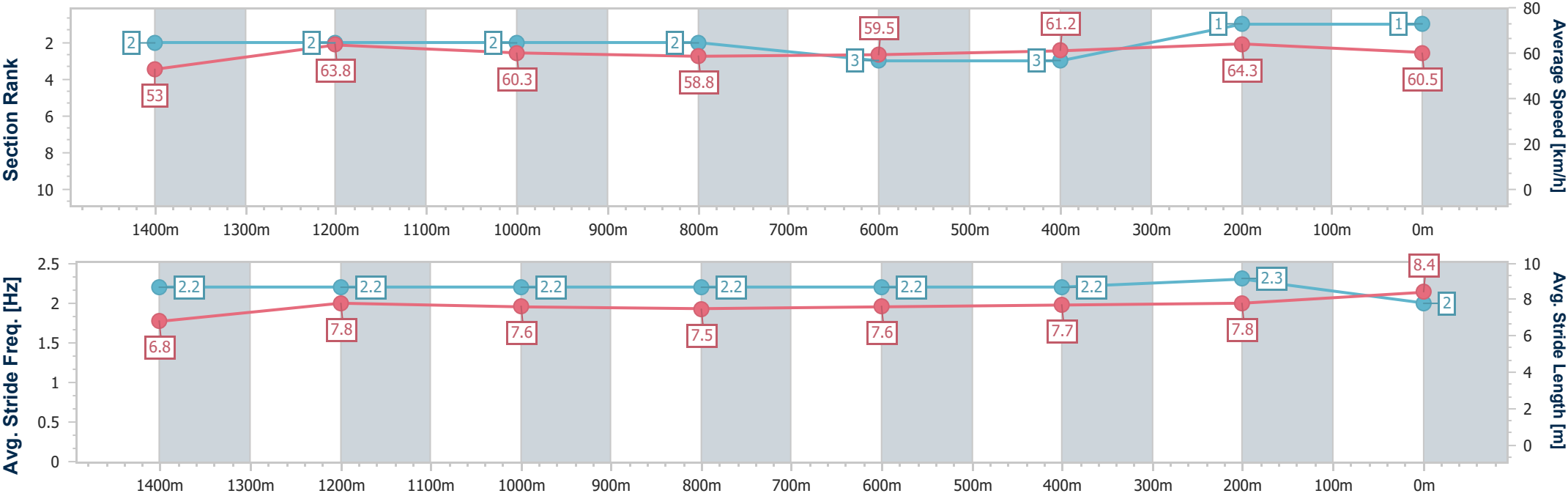
Horse/Jockey Name	Heroic Rebel
Final Rank	1
Fastest Section Time (Section)	0:11.22 (400m)
Top Speed [km/h] (Section)	65.7 (Overall)
Race State	Finished



Eagle Farm Professional  
Race 2: LADBROKES THOMO & CO TOP 10 Maiden Plate - 1600m  
20 September 2025 - 13:24  
Track Rating: Good 4, Weather: Fine, Rail Position: +4m Entire



Section	Overall	1400m	1200m	1000m	800m	600m	400m	200m						
Section Times	1:36.29 [1] (0:13.62)	1:22.67 [2] (0:11.33)	1:11.34 [2] (0:11.95)	0:59.39 [2] (0:12.31)	0:47.08 [2] (0:12.15)	0:34.93 [3] (0:11.81)	0:23.12 [3] (0:11.22)	0:11.90 [1] (0:11.90)						
Average Speed [km/h]	53.0	63.8	60.3	58.8	59.5	61.2	64.3	60.5						
Top Speed [km/h]	65.7	65.7	61.3	59.8	60.1	64.8	65.4	63.0						
Avg. Dist. to Rail [m]	6.8	2.8	2.5	1.5	0.9	1.0	1.9	0.5						
Avg. Stride Freq. [Hz]	2.2	2.2	2.2	2.2	2.2	2.2	2.3	2.0						
Avg. Stride Length [m]	6.8	7.8	7.6	7.5	7.6	7.7	7.8	8.4						





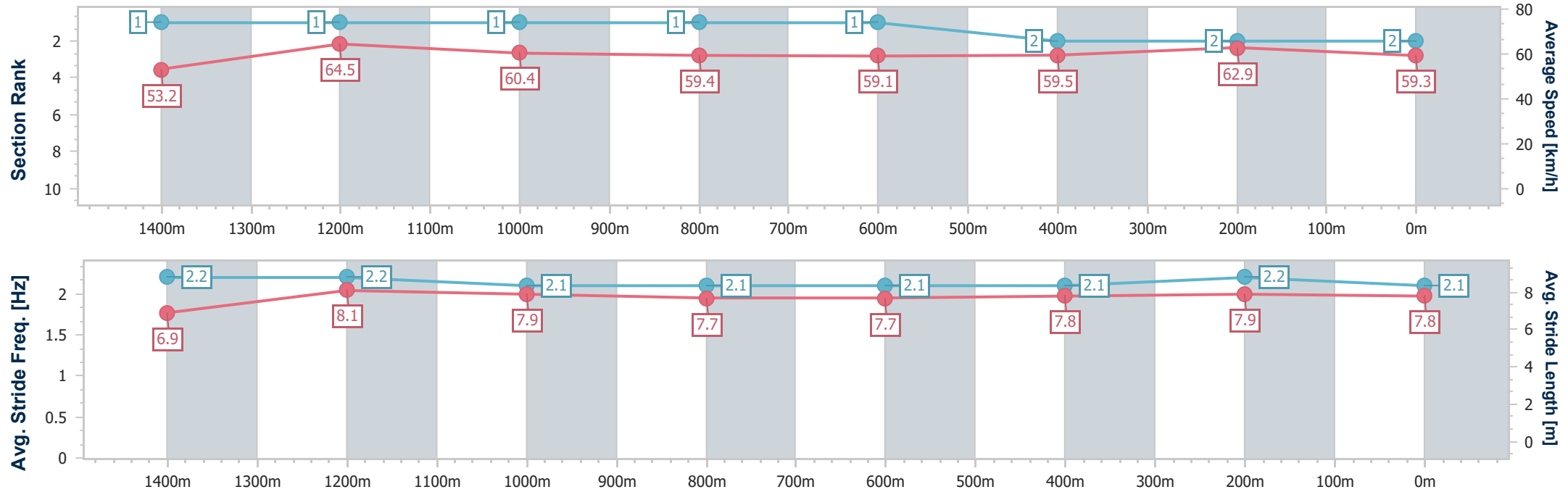
Horse/Jockey Name	Launcher
Final Rank	2
Fastest Section Time (Section)	0:11.17 (1400m)
Top Speed [km/h] (Section)	66.7 (Overall)
Race State	Finished



Eagle Farm Professional  
Race 2: LADBROKES THOMO & CO TOP 10 Maiden Plate - 1600m  
20 September 2025 - 13:24  
Track Rating: Good 4, Weather: Fine, Rail Position: +4m Entire



Section	Overall	1400m	1200m	1000m	800m	600m	400m	200m						
Section Times	1:36.76 [2] (0:13.58)	1:23.18 [1] (0:11.17)	1:12.01 [1] (0:11.91)	1:00.10 [1] (0:12.24)	0:47.86 [1] (0:12.20)	0:35.66 [1] (0:12.07)	0:23.59 [2] (0:11.42)	0:12.17 [2] (0:12.17)						
Average Speed [km/h]	53.2	64.5	60.4	59.4	59.1	59.5	62.9	59.3						
Top Speed [km/h]	66.7	66.7	61.8	59.8	60.0	62.5	63.8	61.7						
Avg. Dist. to Rail [m]	5.4	1.5	1.8	1.4	0.6	0.4	0.9	0.4						
Avg. Stride Freq. [Hz]	2.2	2.2	2.1	2.1	2.1	2.1	2.2	2.1						
Avg. Stride Length [m]	6.9	8.1	7.9	7.7	7.7	7.8	7.9	7.8						







Horse/Jockey Name	Chicago King
Final Rank	3
Fastest Section Time (Section)	0:11.41 (1400m)
Top Speed [km/h] (Section)	65.6 (Overall)
Race State	Finished

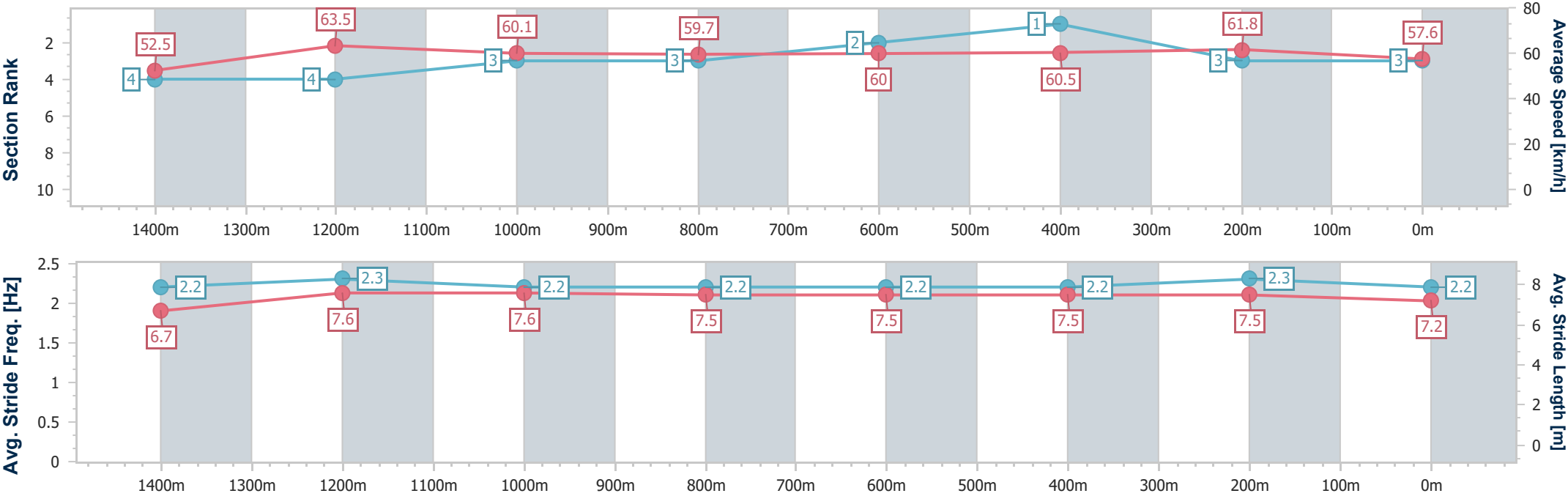


Eagle Farm Professional  
Race 2: LADBROKES THOMO & CO TOP 10 Maiden Plate - 1600m  
20 September 2025 - 13:24  
Track Rating: Good 4, Weather: Fine, Rail Position: +4m Entire



BRISBANE  
RACING CLUB

Section	Overall	1400m	1200m	1000m	800m	600m	400m	200m					
Section Times	1:37.28 [3] (0:13.75)	1:23.53 [4] (0:11.41)	1:12.12 [4] (0:11.96)	1:00.16 [3] (0:12.15)	0:48.01 [3] (0:11.96)	0:36.05 [2] (0:11.90)	0:24.15 [1] (0:11.67)	0:12.48 [3] (0:12.48)					
Average Speed [km/h]	52.5	63.5	60.1	59.7	60.0	60.5	61.8	57.6					
Top Speed [km/h]	65.6	65.5	62.0	60.2	61.0	62.8	63.2	60.2					
Avg. Dist. to Rail [m]	8.0	3.5	2.5	1.0	0.4	0.4	3.4	3.4					
Avg. Stride Freq. [Hz]	2.2	2.3	2.2	2.2	2.2	2.2	2.3	2.2					
Avg. Stride Length [m]	6.7	7.6	7.6	7.5	7.5	7.5	7.5	7.2					



[ ] Ranking at each section and finish  
- - - - No data available at this section  
NA No data available



Horse/Jockey Name	Effie's Joy
Final Rank	4
Fastest Section Time (Section)	0:11.40 (1400m)
Top Speed [km/h] (Section)	65.8 (Overall)
Race State	Finished

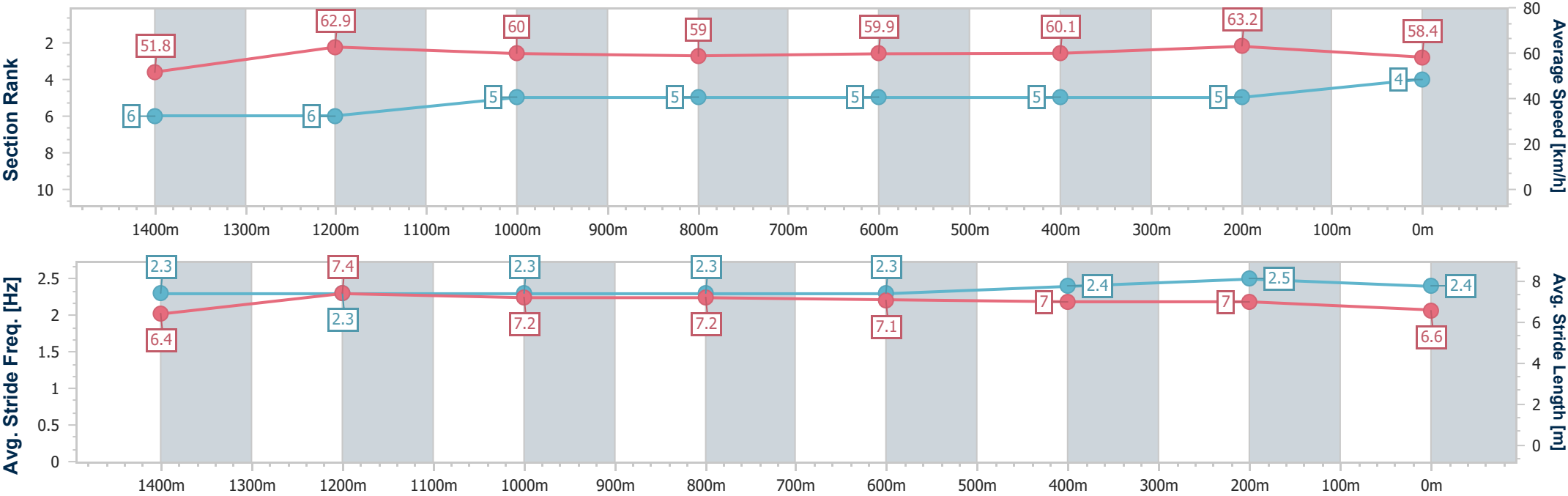


Eagle Farm Professional  
Race 2: LADBROKES THOMO & CO TOP 10 Maiden Plate - 1600m  
20 September 2025 - 13:24  
Track Rating: Good 4, Weather: Fine, Rail Position: +4m Entire



BRISBANE  
RACING CLUB

Section	Overall	1400m	1200m	1000m	800m	600m	400m	200m					
Section Times	1:37.45 [4] (0:13.95)	1:23.50 [6] (0:11.40)	1:12.10 [6] (0:12.04)	1:00.06 [5] (0:12.16)	0:47.90 [5] (0:12.08)	0:35.82 [5] (0:12.10)	0:23.72 [5] (0:11.42)	0:12.30 [5] (0:12.30)					
Average Speed [km/h]	51.8	62.9	60.0	59.0	59.9	60.1	63.2	58.4					
Top Speed [km/h]	65.8	64.4	61.8	60.4	62.0	63.6	64.1	61.9					
Avg. Dist. to Rail [m]	5.5	0.8	0.7	0.3	0.6	2.0	5.4	7.2					
Avg. Stride Freq. [Hz]	2.3	2.3	2.3	2.3	2.3	2.4	2.5	2.4					
Avg. Stride Length [m]	6.4	7.4	7.2	7.2	7.1	7.0	7.0	6.6					





Horse/Jockey Name	Artistic Touch
Final Rank	5
Fastest Section Time (Section)	0:11.43 (400m)
Top Speed [km/h] (Section)	63.8 (400m)
Race State	Finished

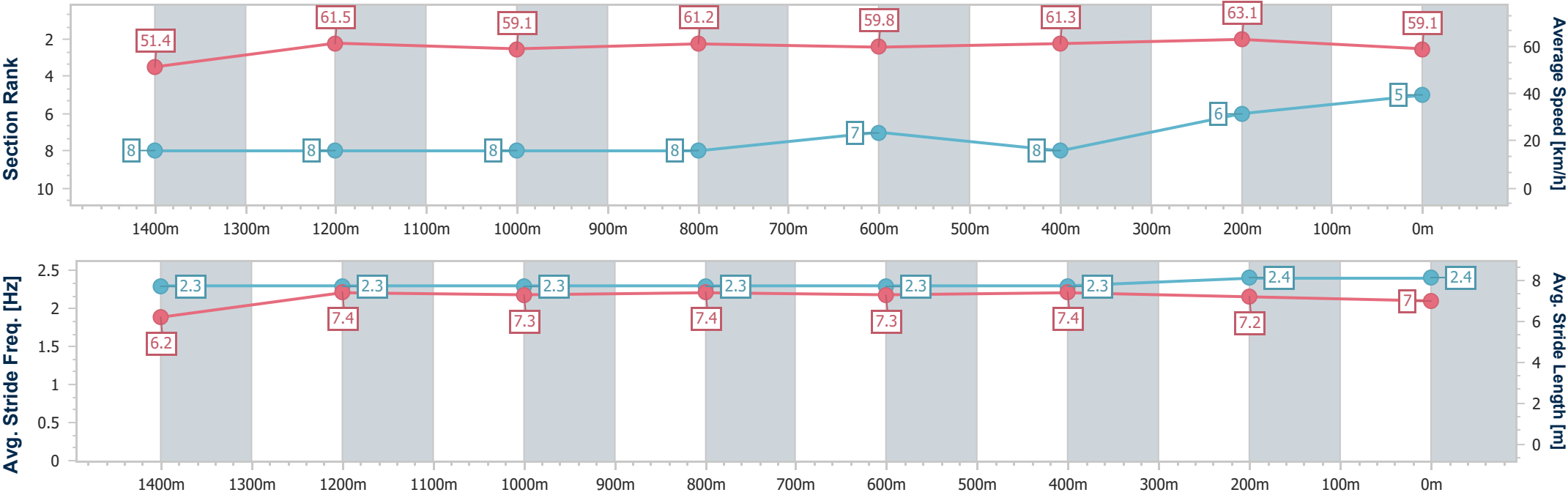


Eagle Farm Professional  
Race 2: LADBROKES THOMO & CO TOP 10 Maiden Plate - 1600m  
20 September 2025 - 13:24  
Track Rating: Good 4, Weather: Fine, Rail Position: +4m Entire



BRISBANE  
RACING CLUB

Section	Overall	1400m	1200m	1000m	800m	600m	400m	200m					
Section Times	1:37.56 [5] (0:14.03)	1:23.53 [8] (0:11.75)	1:11.78 [8] (0:12.21)	0:59.57 [8] (0:11.91)	0:47.66 [8] (0:12.19)	0:35.47 [7] (0:11.84)	0:23.63 [8] (0:11.43)	0:12.20 [6] (0:12.20)					
Average Speed [km/h]	51.4	61.5	59.1	61.2	59.8	61.3	63.1	59.1					
Top Speed [km/h]	63.2	63.2	60.3	62.4	61.0	62.8	63.8	62.0					
Avg. Dist. to Rail [m]	10.3	3.6	3.1	2.4	2.3	2.3	6.6	7.6					
Avg. Stride Freq. [Hz]	2.3	2.3	2.3	2.3	2.3	2.3	2.4	2.4					
Avg. Stride Length [m]	6.2	7.4	7.3	7.4	7.3	7.4	7.2	7.0					



[ ] Ranking at each section and finish  
-.-.- No data available at this section  
NA No data available



Horse/Jockey Name	Captain Insano
Final Rank	6
Fastest Section Time (Section)	0:11.43 (1400m)
Top Speed [km/h] (Section)	67.1 (1400m)
Race State	Finished

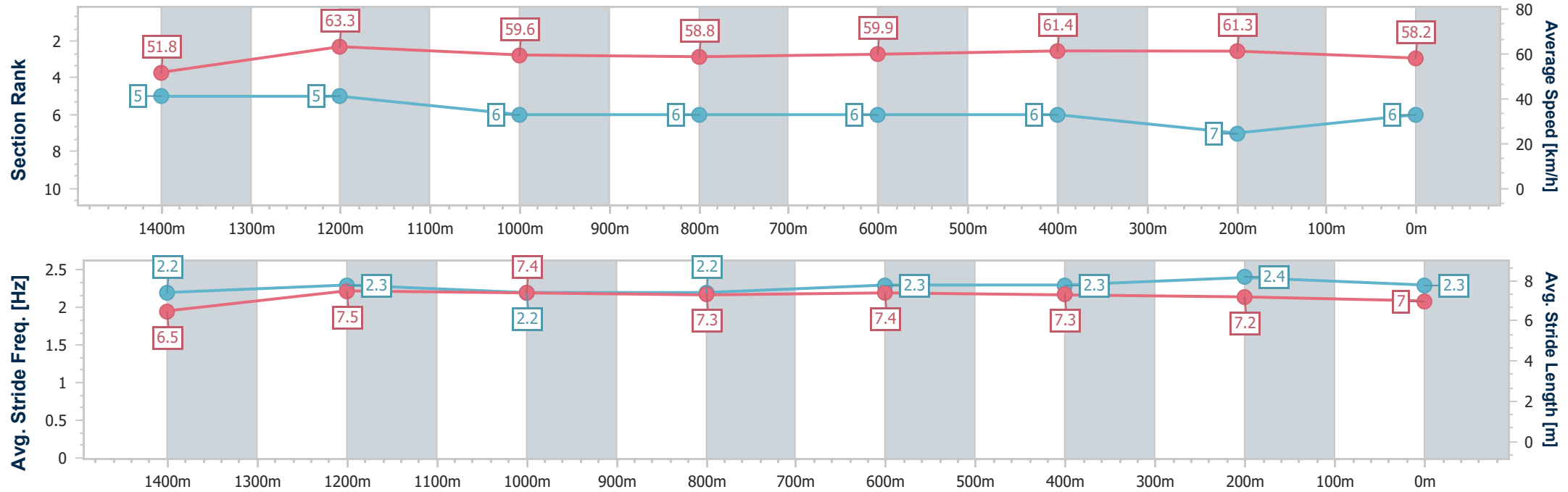


Eagle Farm Professional  
Race 2: LADBROKES THOMO & CO TOP 10 Maiden Plate - 1600m  
20 September 2025 - 13:24  
Track Rating: Good 4, Weather: Fine, Rail Position: +4m Entire



BRISBANE  
RACING CLUB

Section	Overall	1400m	1200m	1000m	800m	600m	400m	200m					
Section Times	1:37.87 [6] (0:13.91)	1:23.96 [5] (0:11.43)	1:12.53 [5] (0:12.10)	1:00.43 [6] (0:12.31)	0:48.12 [6] (0:12.12)	0:36.00 [6] (0:11.88)	0:24.12 [6] (0:11.70)	0:12.42 [7] (0:12.42)					
Average Speed [km/h]	51.8	63.3	59.6	58.8	59.9	61.4	61.3	58.2					
Top Speed [km/h]	66.4	67.1	61.0	60.4	61.0	62.0	62.8	60.1					
Avg. Dist. to Rail [m]	6.3	2.3	2.8	1.8	1.5	2.1	6.2	6.7					
Avg. Stride Freq. [Hz]	2.2	2.3	2.2	2.2	2.3	2.3	2.4	2.3					
Avg. Stride Length [m]	6.5	7.5	7.4	7.3	7.4	7.3	7.2	7.0					





Horse/Jockey Name	Silvio Dante
Final Rank	7
Fastest Section Time (Section)	0:11.37 (1400m)
Top Speed [km/h] (Section)	64.4 (1400m)
Race State	Finished

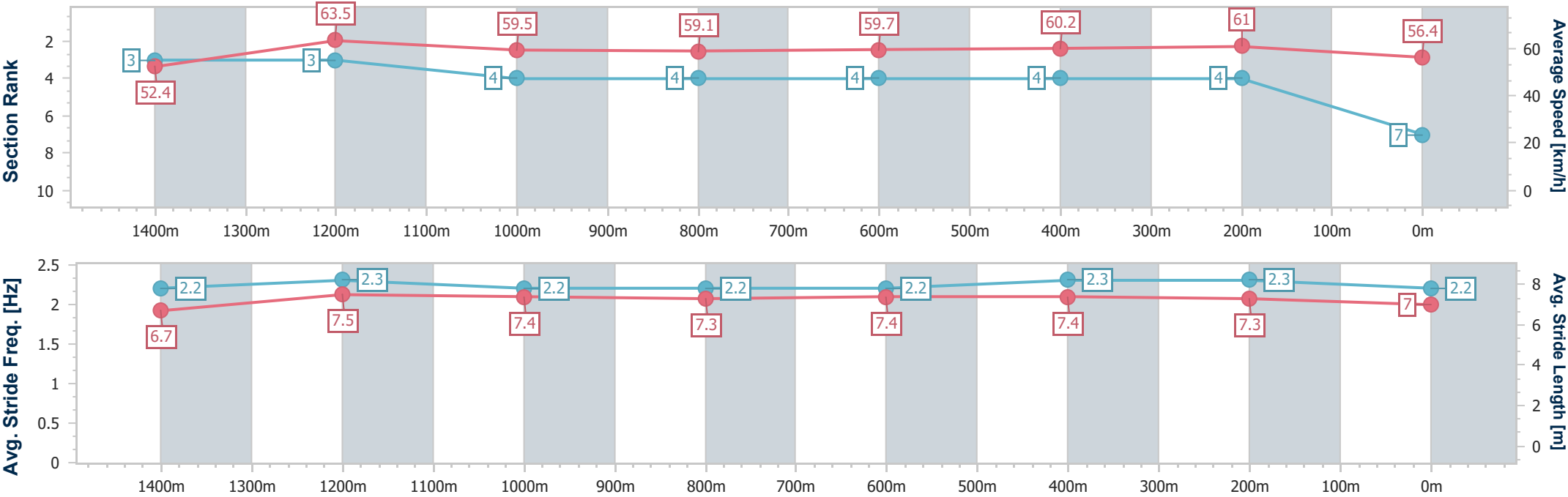


Eagle Farm Professional  
Race 2: LADBROKES THOMO & CO TOP 10 Maiden Plate - 1600m  
20 September 2025 - 13:24  
Track Rating: Good 4, Weather: Fine, Rail Position: +4m Entire



BRISBANE  
RACING CLUB

Section	Overall	1400m	1200m	1000m	800m	600m	400m	200m					
Section Times	1:37.88 [7] (0:13.74)	1:24.14 [3] (0:11.37)	1:12.77 [3] (0:12.11)	1:00.66 [4] (0:12.17)	0:48.49 [4] (0:11.99)	0:36.50 [4] (0:11.96)	0:24.54 [4] (0:11.77)	0:12.77 [4] (0:12.77)					
Average Speed [km/h]	52.4	63.5	59.5	59.1	59.7	60.2	61.0	56.4					
Top Speed [km/h]	63.9	64.4	60.9	59.8	60.2	61.6	62.1	59.4					
Avg. Dist. to Rail [m]	4.3	1.6	0.6	0.2	1.3	0.7	3.1	3.5					
Avg. Stride Freq. [Hz]	2.2	2.3	2.2	2.2	2.2	2.3	2.3	2.2					
Avg. Stride Length [m]	6.7	7.5	7.4	7.3	7.4	7.4	7.3	7.0					





Horse/Jockey Name	The Immortals
Final Rank	8
Fastest Section Time (Section)	0:11.53 (1400m)
Top Speed [km/h] (Section)	65.4 (1400m)
Race State	Finished

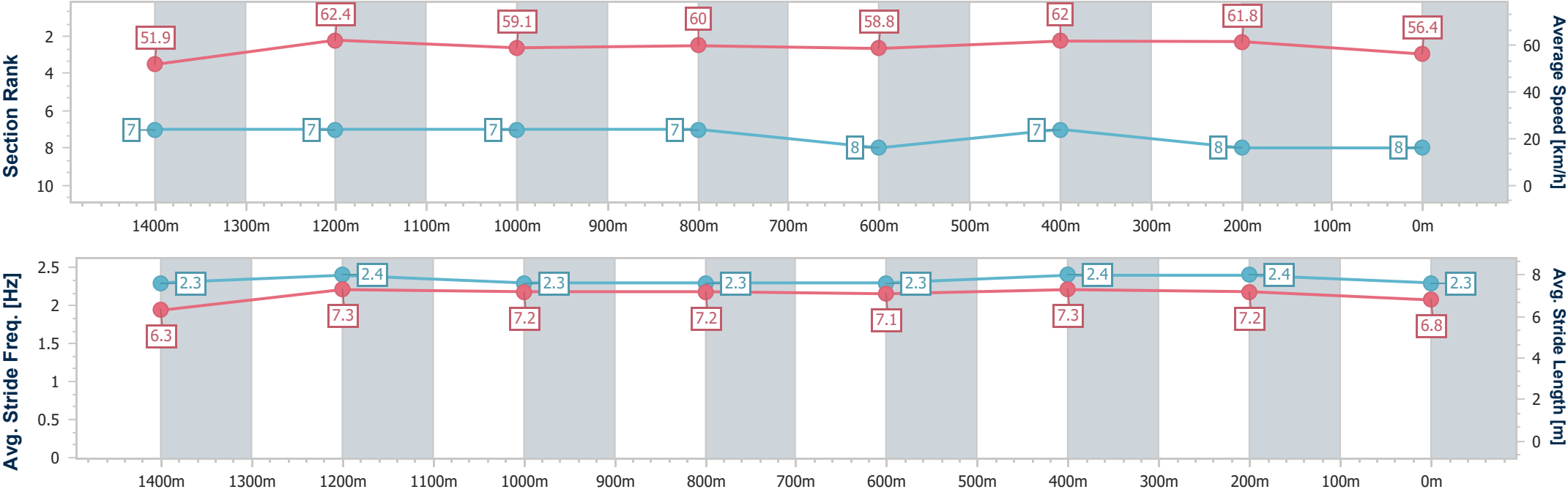


Eagle Farm Professional  
Race 2: LADBROKES THOMO & CO TOP 10 Maiden Plate - 1600m  
20 September 2025 - 13:24  
Track Rating: Good 4, Weather: Fine, Rail Position: +4m Entire



BRISBANE  
RACING CLUB

Section	Overall	1400m	1200m	1000m	800m	600m	400m	200m					
Section Times	1:38.28 [8] (0:13.99)	1:24.29 [7] (0:11.53)	1:12.76 [7] (0:12.25)	1:00.51 [7] (0:12.09)	0:48.42 [7] (0:12.29)	0:36.13 [8] (0:11.69)	0:24.44 [7] (0:11.66)	0:12.78 [8] (0:12.78)					
Average Speed [km/h]	51.9	62.4	59.1	60.0	58.8	62.0	61.8	56.4					
Top Speed [km/h]	64.8	65.4	59.6	62.0	61.8	63.7	63.6	59.8					
Avg. Dist. to Rail [m]	8.4	2.3	1.4	1.4	1.8	1.5	1.0	1.1					
Avg. Stride Freq. [Hz]	2.3	2.4	2.3	2.3	2.3	2.4	2.4	2.3					
Avg. Stride Length [m]	6.3	7.3	7.2	7.2	7.1	7.3	7.2	6.8					





## Eagle Farm Professional

### Race 3: CARMEL SCANLAN MEMORIAL OPEN Handicap - 1200m

20 September 2025 - 14:00



BRISBANE  
RACING CLUB

Track Rating: Good 4, Weather: Fine, Rail Position: +4m Entire

Section		Overall				1000m	800m	600m	400m	200m	Last 600m		
Field Times		1:10.81				0:56.85	0:45.39	0:33.63	0:22.26	0:11.61	0:33.63		
		(0:13.96)				(0:11.46)	(0:11.76)	(0:11.37)	(0:10.65)	(0:11.61)			
Rank	TAB Horse/Jockey	Barrier	Top Speed [km/h]	Fastest Section							Margin	Distance Travelled [m]	
1	3 STREET CHASE	2	68.0	0:10.70	1:10.81 [1]	0:56.85 [1]	0:45.39 [1]	0:33.63 [1]	0:22.26 [1]	0:11.56 [2]	1:10.81	0:33.63	
	Tiffani Brooker		400m	400m	(0:13.96)	(0:11.46)	(0:11.76)	(0:11.37)	(0:10.70)	(0:11.56)			
2	1 HATCHET	4	68.5	0:10.63	1:11.03 [2]	0:56.98 [3]	0:45.44 [3]	0:33.80 [3]	0:22.46 [2]	0:11.83 [1]	1.26L	0:33.80	+3
	Kyle Wilson-Taylor		400m	400m	(0:14.05)	(0:11.54)	(0:11.64)	(0:11.34)	(0:10.63)	(0:11.83)			
3	4 HOLLYWOOD NORTH	3	67.4	0:10.83	1:11.06 [3]	0:56.80 [4]	0:45.34 [4]	0:33.75 [4]	0:22.39 [4]	0:11.56 [3]	1.49L	0:33.75	+3
	Jaden Lloyd		400m	400m	(0:14.26)	(0:11.46)	(0:11.59)	(0:11.36)	(0:10.83)	(0:11.56)			
4	5 ZOUMETEOR	1	67.0	0:10.89	1:11.56 [4]	0:57.54 [2]	0:45.97 [2]	0:34.35 [2]	0:22.93 [3]	0:12.04 [4]	4.4L	0:34.35	+1
	Daniel Moor		400m	400m	(0:14.02)	(0:11.57)	(0:11.62)	(0:11.42)	(0:10.89)	(0:12.04)			

Scratched: Mintaka Lad (#6), Razors (#2), Ocean Alps (#7), Time Bandit (#8)



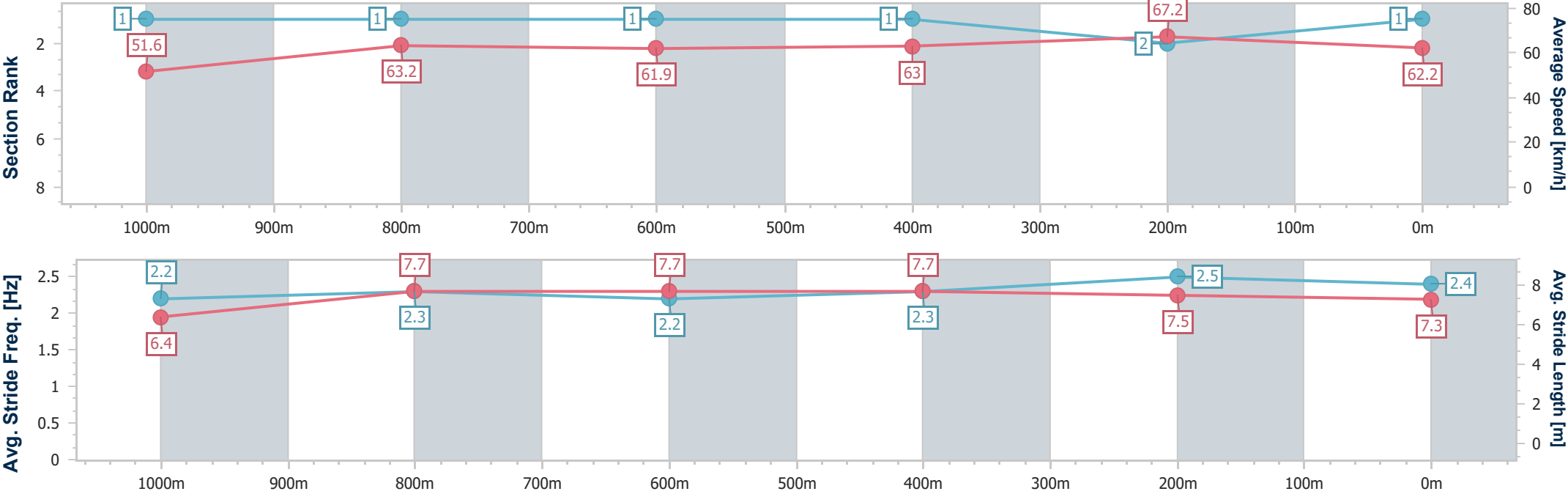
Horse/Jockey Name	Street Chase
Final Rank	1
Fastest Section Time (Section)	0:10.70 (400m)
Top Speed [km/h] (Section)	68.0 (400m)
Race State	Finished



Eagle Farm Professional  
Race 3: CARMEL SCANLAN MEMORIAL OPEN Handicap - 1200m  
20 September 2025 - 14:00  
Track Rating: Good 4, Weather: Fine, Rail Position: +4m Entire



Section	Overall	1000m	800m	600m	400m	200m								
Section Times	1:10.81 [1] (0:13.96)	0:56.85 [1] (0:11.46)	0:45.39 [1] (0:11.76)	0:33.63 [1] (0:11.37)	0:22.26 [1] (0:10.70)	0:11.56 [2] (0:11.56)								
Average Speed [km/h]	51.6	63.2	61.9	63.0	67.2	62.2								
Top Speed [km/h]	63.1	64.5	62.9	66.1	68.0	67.7								
Avg. Dist. to Rail [m]	0.7	1.3	1.6	0.9	1.5	0.5								
Avg. Stride Freq. [Hz]	2.2	2.3	2.2	2.3	2.5	2.4								
Avg. Stride Length [m]	6.4	7.7	7.7	7.7	7.5	7.3								







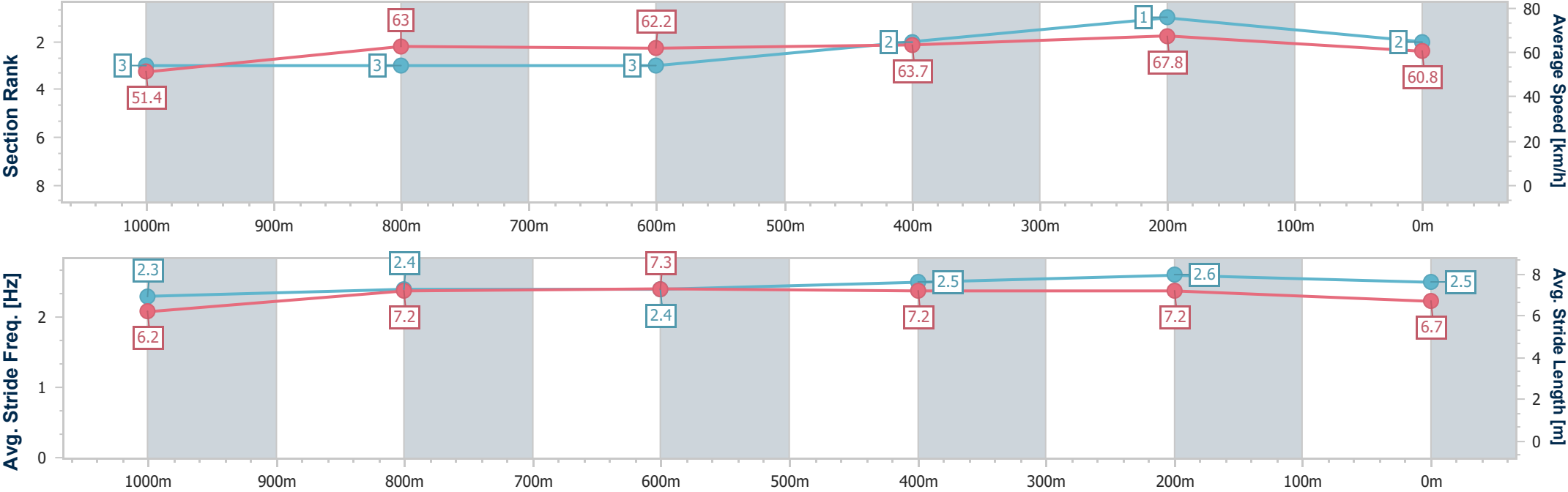
Horse/Jockey Name	Hatchet
Final Rank	2
Fastest Section Time (Section)	0:10.63 (400m)
Top Speed [km/h] (Section)	68.5 (400m)
Race State	Finished



Eagle Farm Professional  
Race 3: CARMEL SCANLAN MEMORIAL OPEN Handicap - 1200m  
20 September 2025 - 14:00  
Track Rating: Good 4, Weather: Fine, Rail Position: +4m Entire



Section	Overall	1000m	800m	600m	400m	200m							
Section Times	1:11.03 [2] (0:14.05)	0:56.98 [3] (0:11.54)	0:45.44 [3] (0:11.64)	0:33.80 [3] (0:11.34)	0:22.46 [2] (0:10.63)	0:11.83 [1] (0:11.83)							
Average Speed [km/h]	51.4	63.0	62.2	63.7	67.8	60.8							
Top Speed [km/h]	63.4	64.9	63.7	66.8	68.5	65.6							
Avg. Dist. to Rail [m]	2.5	1.9	1.1	1.3	1.6	2.7							
Avg. Stride Freq. [Hz]	2.3	2.4	2.4	2.5	2.6	2.5							
Avg. Stride Length [m]	6.2	7.2	7.3	7.2	7.2	6.7							





Horse/Jockey Name	Hollywood North
Final Rank	3
Fastest Section Time (Section)	0:10.83 (400m)
Top Speed [km/h] (Section)	67.4 (400m)
Race State	Finished

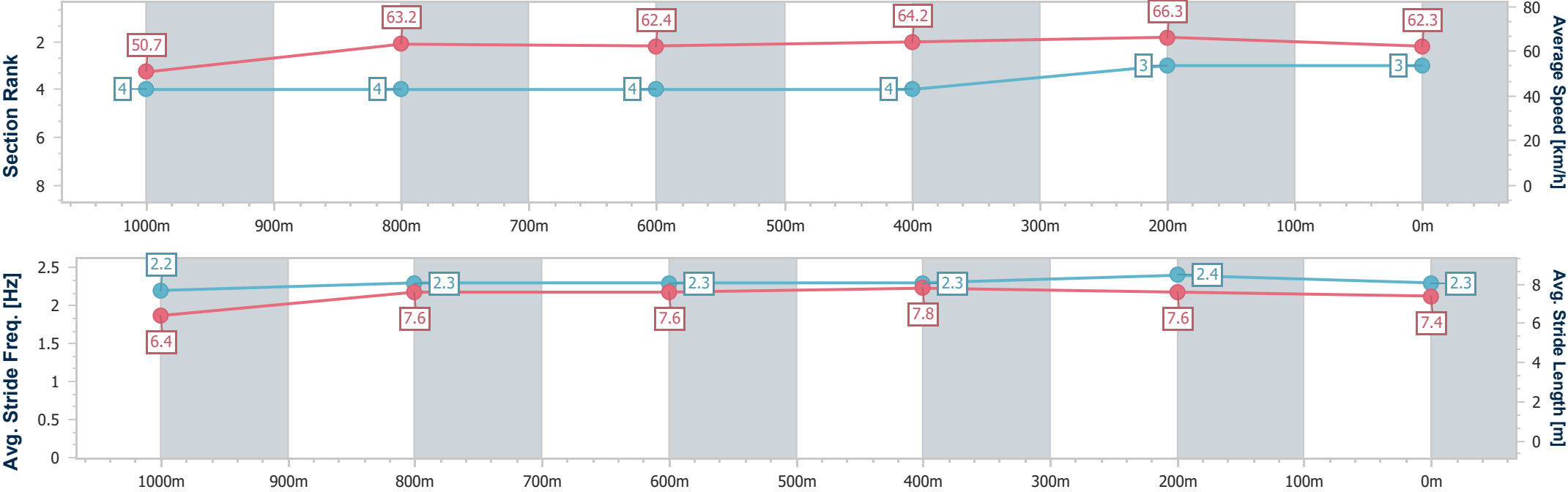


Eagle FarmProfessional  
Race 3: CARMEL SCANLAN MEMORIAL OPEN Handicap - 1200m  
20 September 2025 - 14:00  
Track Rating: Good 4, Weather: Fine, Rail Position: +4m Entire



BRISBANE  
RACING CLUB

Section	Overall	1000m	800m	600m	400m	200m							
Section Times	1:11.06 [3] (0:14.26)	0:56.80 [4] (0:11.46)	0:45.34 [4] (0:11.59)	0:33.75 [4] (0:11.36)	0:22.39 [4] (0:10.83)	0:11.56 [3] (0:11.56)							
Average Speed [km/h]	50.7	63.2	62.4	64.2	66.3	62.3							
Top Speed [km/h]	62.3	64.9	64.5	67.3	67.4	65.9							
Avg. Dist. to Rail [m]	2.6	1.7	1.0	2.3	3.9	3.6							
Avg. Stride Freq. [Hz]	2.2	2.3	2.3	2.3	2.4	2.3							
Avg. Stride Length [m]	6.4	7.6	7.6	7.8	7.6	7.4							





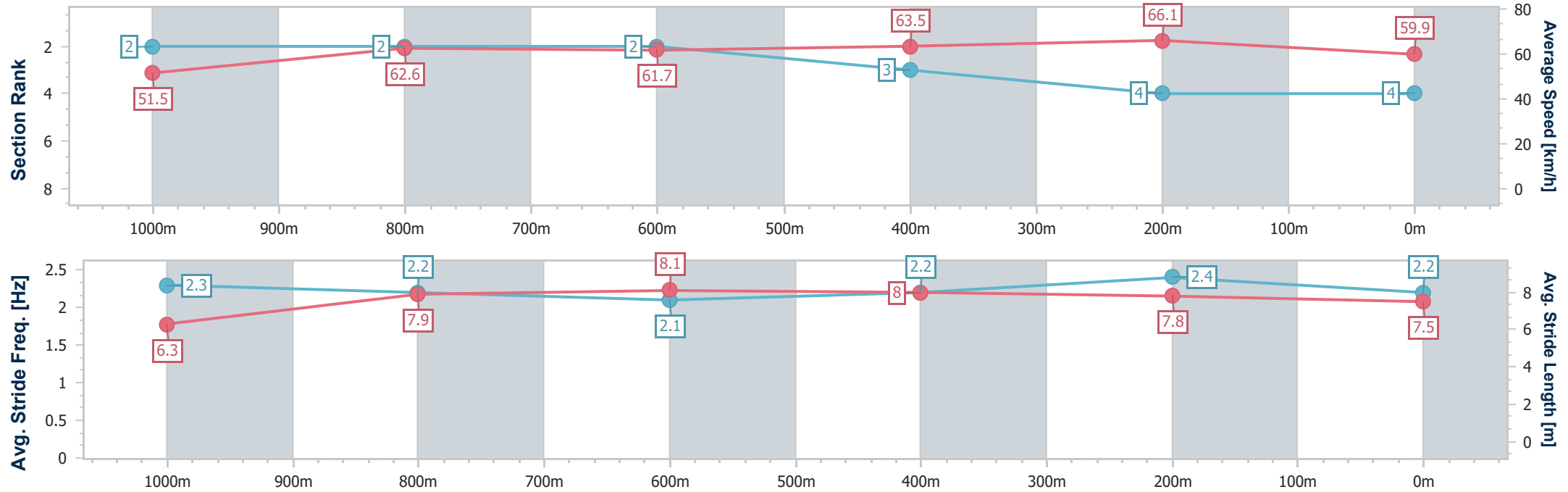
Horse/Jockey Name	Zoumeteor
Final Rank	4
Fastest Section Time (Section)	0:10.89 (400m)
Top Speed [km/h] (Section)	67.0 (400m)
Race State	Finished



Eagle FarmProfessional  
Race 3: CARMEL SCANLAN MEMORIAL OPEN Handicap - 1200m  
20 September 2025 - 14:00  
Track Rating: Good 4, Weather: Fine, Rail Position: +4m Entire



Section	Overall	1000m	800m	600m	400m	200m								
Section Times	1:11.56 [4] (0:14.02)	0:57.54 [2] (0:11.57)	0:45.97 [2] (0:11.62)	0:34.35 [2] (0:11.42)	0:22.93 [3] (0:10.89)	0:12.04 [4] (0:12.04)								
Average Speed [km/h]	51.5	62.6	61.7	63.5	66.1	59.9								
Top Speed [km/h]	63.6	63.5	63.3	65.7	67.0	63.8								
Avg. Dist. to Rail [m]	0.8	1.1	0.2	1.3	2.8	1.4								
Avg. Stride Freq. [Hz]	2.3	2.2	2.1	2.2	2.4	2.2								
Avg. Stride Length [m]	6.3	7.9	8.1	8.0	7.8	7.5								





Eagle Farm Professional  
Race 4: PINK RIBBON RACEWEEK QTIS Three-Year-Old Maiden  
Handicap - 1200m  
20 September 2025 - 14:40



Track Rating: Good 4, Weather: Fine, Rail Position: +4m Entire

Section						Overall	1000m	800m	600m	400m	200m	Last 600m	
Field Times						1:11.40 (0:13.75)	0:57.65 (0:11.37)	0:46.28 (0:11.79)	0:34.49 (0:11.57)	0:22.92 (0:11.20)	0:11.72 (0:11.72)	0:34.49	
Rank	TAB	Horse/Jockey	Barrier	Top Speed [km/h]	Fastest Section							Margin	Distance Travelled [m]
1	2	METAL MAN	2	66.3	0:11.09	1:11.40 [1]	0:57.47 [3]	0:46.00 [4]	0:34.04 [4]	0:22.47 [4]	0:11.38 [4]	1:11.40	0:34.04
		Justin Huxtable		200m	400m	(0:13.93)	(0:11.47)	(0:11.96)	(0:11.57)	(0:11.09)	(0:11.38)		
2	1	TORO CHASE	4	66.1	0:11.03	1:11.63 [2]	0:57.68 [4]	0:46.26 [3]	0:34.40 [3]	0:22.85 [3]	0:11.82 [2]	1.32L	0:34.40 +1
		Tiffani Brooker		400m	400m	(0:13.95)	(0:11.42)	(0:11.86)	(0:11.55)	(0:11.03)	(0:11.82)		
3	4	PROVOKER	7	66.4	0:11.20	1:11.65 [3]	0:57.90 [1]	0:46.48 [2]	0:34.74 [1]	0:23.17 [1]	0:11.97 [1]	1.46L	0:34.74 +0
		Jaden Lloyd		Overall	400m	(0:13.75)	(0:11.42)	(0:11.74)	(0:11.57)	(0:11.20)	(0:11.97)		
4	8	ON POINT PIXIE	6	65.5	0:11.09	1:11.95 [4]	0:57.95 [5]	0:46.47 [5]	0:34.53 [5]	0:22.92 [5]	0:11.83 [5]	3.22L	0:34.53 +3
		Dylan Turner		400m	400m	(0:14.00)	(0:11.48)	(0:11.94)	(0:11.61)	(0:11.09)	(0:11.83)		
5	10	SILVER SMASH	3	66.0	0:11.27	1:11.96 [5]	0:58.18 [2]	0:46.84 [1]	0:34.96 [2]	0:23.28 [2]	0:12.01 [3]	3.25L	0:34.96 -1
		Luke Dempsey		1000m	400m	(0:13.78)	(0:11.34)	(0:11.88)	(0:11.68)	(0:11.27)	(0:12.01)		
6	3	MISTER MIGHTY	1	66.2	0:11.14	1:12.04 [6]	0:57.86 [7]	0:46.43 [6]	0:34.50 [6]	0:22.84 [7]	0:11.70 [6]	3.74L	0:34.50 -1
		Brandon Lerena		400m	400m	(0:14.18)	(0:11.43)	(0:11.93)	(0:11.66)	(0:11.14)	(0:11.70)		
7	6	TEDDY TOO CHEAP	5	64.2	0:11.29	1:12.58 [7]	0:58.38 [8]	0:46.68 [8]	0:34.65 [8]	0:22.97 [8]	0:11.68 [8]	6.91L	0:34.65 +2
		Chelsea Baker		400m	400m	(0:14.20)	(0:11.70)	(0:12.03)	(0:11.68)	(0:11.29)	(0:11.68)		
8	12	MISHANI LETHAL	8	65.0	0:11.29	1:12.68 [8]	0:58.52 [6]	0:46.94 [7]	0:35.00 [7]	0:23.49 [6]	0:12.20 [7]	7.5L	0:35.00 +4
		Georgina Cartwright		Overall	400m	(0:14.16)	(0:11.58)	(0:11.94)	(0:11.51)	(0:11.29)	(0:12.20)		

Scratched: Need For Spieth (#7), Royal Mover (#5), Lucci (#9), La Prestige (#11)



Horse/Jockey Name	Metal Man
Final Rank	1
Fastest Section Time (Section)	0:11.09 (400m)
Top Speed [km/h] (Section)	66.3 (200m)
Race State	Finished

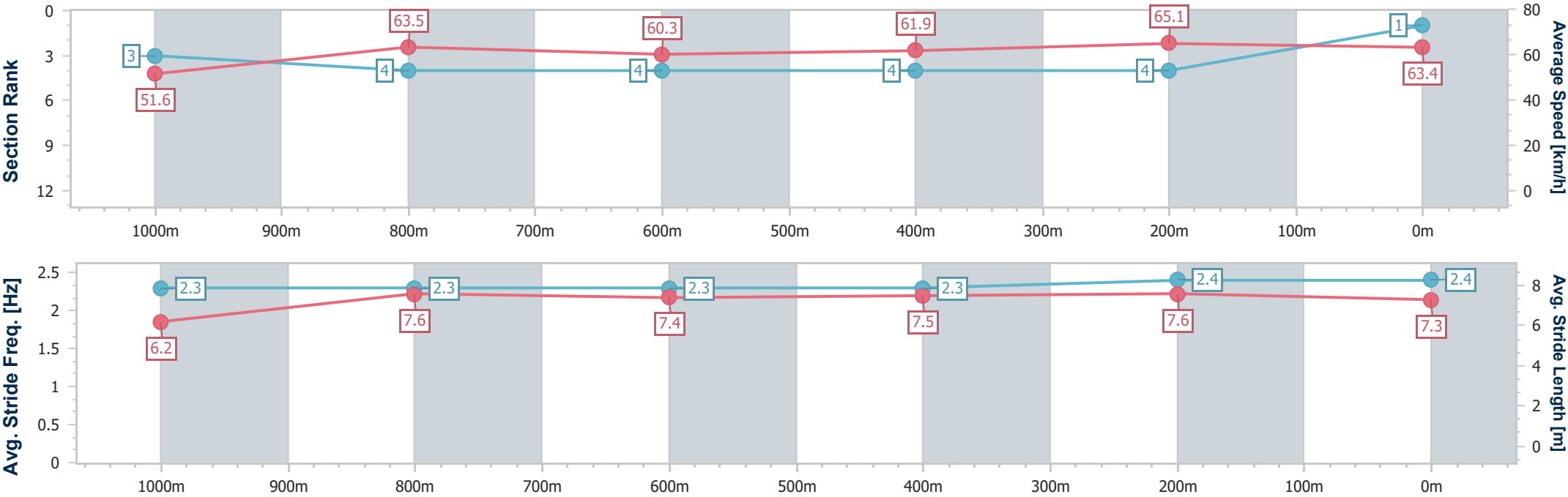


Eagle FarmProfessional  
Race 4: PINK RIBBON RACEWEEK QTIS Three-Year-Old  
Maiden Handicap - 1200m  
20 September 2025 - 14:40  
Track Rating: Good 4, Weather: Fine, Rail Position: +4m Entire



BRISBANE  
RACING CLUB

Section	Overall	1000m	800m	600m	400m	200m							
Section Times	1:11.40 [1] (0:13.93)	0:57.47 [3] (0:11.47)	0:46.00 [4] (0:11.96)	0:34.04 [4] (0:11.57)	0:22.47 [4] (0:11.09)	0:11.38 [4] (0:11.38)							
Average Speed [km/h]	51.6	63.5	60.3	61.9	65.1	63.4							
Top Speed [km/h]	64.1	64.2	61.7	65.3	66.0	66.3							
Avg. Dist. to Rail [m]	0.8	1.7	0.7	0.5	0.4	1.1							
Avg. Stride Freq. [Hz]	2.3	2.3	2.3	2.3	2.4	2.4							
Avg. Stride Length [m]	6.2	7.6	7.4	7.5	7.6	7.3							



- [ ] Ranking at each section and finish
- .-.- No data available at this section
- NA No data available



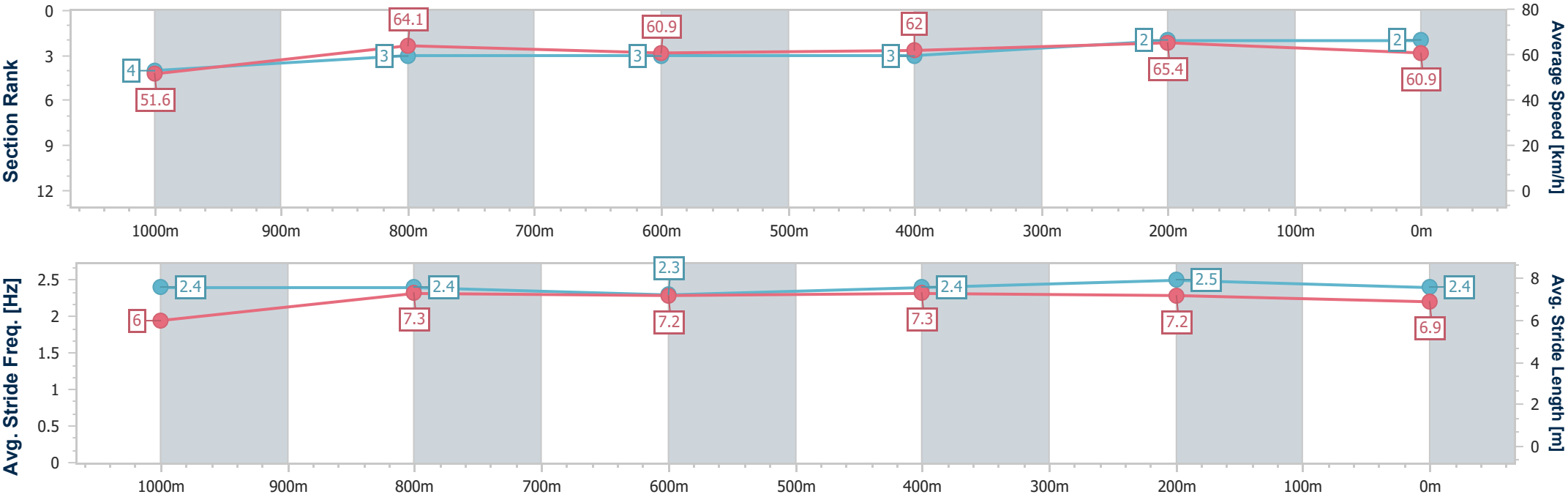
Horse/Jockey Name	Toro Chase
Final Rank	2
Fastest Section Time (Section)	0:11.03 (400m)
Top Speed [km/h] (Section)	66.1 (400m)
Race State	Finished



Eagle FarmProfessional  
Race 4: PINK RIBBON RACEWEEK QTIS Three-Year-Old  
Maiden Handicap - 1200m  
20 September 2025 - 14:40  
Track Rating: Good 4, Weather: Fine, Rail Position: +4m Entire



Section	Overall	1000m	800m	600m	400m	200m							
Section Times	1:11.63 [2] (0:13.95)	0:57.68 [4] (0:11.42)	0:46.26 [3] (0:11.86)	0:34.40 [3] (0:11.55)	0:22.85 [3] (0:11.03)	0:11.82 [2] (0:11.82)							
Average Speed [km/h]	51.6	64.1	60.9	62.0	65.4	60.9							
Top Speed [km/h]	64.6	65.1	62.7	64.6	66.1	63.6							
Avg. Dist. to Rail [m]	3.2	2.9	1.1	0.9	1.7	3.6							
Avg. Stride Freq. [Hz]	2.4	2.4	2.3	2.4	2.5	2.4							
Avg. Stride Length [m]	6.0	7.3	7.2	7.3	7.2	6.9							



[ ] Ranking at each section and finish  
-.-.- No data available at this section  
NA No data available



Horse/Jockey Name	Provoker
Final Rank	3
Fastest Section Time (Section)	0:11.20 (400m)
Top Speed [km/h] (Section)	66.4 (Overall)
Race State	Finished

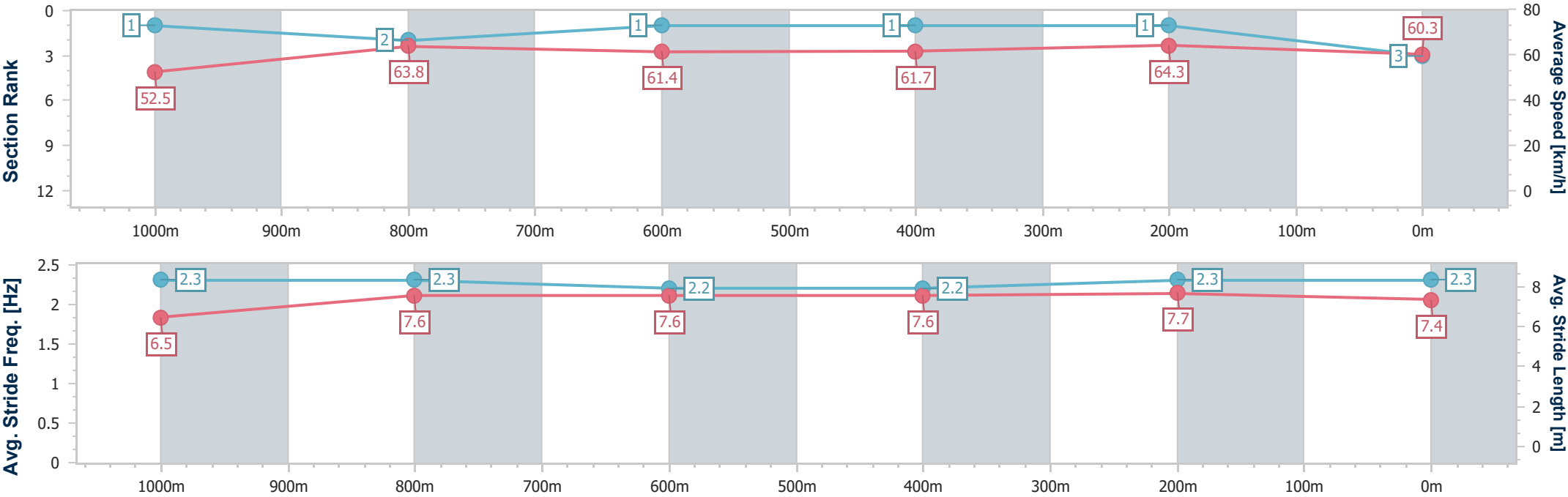


Eagle FarmProfessional  
Race 4: PINK RIBBON RACEWEEK QTIS Three-Year-Old  
Maiden Handicap - 1200m  
20 September 2025 - 14:40  
Track Rating: Good 4, Weather: Fine, Rail Position: +4m Entire



BRISBANE  
RACING CLUB

Section	Overall	1000m	800m	600m	400m	200m							
Section Times	1:11.65 [3] (0:13.75)	0:57.90 [1] (0:11.42)	0:46.48 [2] (0:11.74)	0:34.74 [1] (0:11.57)	0:23.17 [1] (0:11.20)	0:11.97 [1] (0:11.97)							
Average Speed [km/h]	52.5	63.8	61.4	61.7	64.3	60.3							
Top Speed [km/h]	66.4	66.1	62.6	64.0	65.2	62.5							
Avg. Dist. to Rail [m]	5.0	2.8	0.8	1.2	0.9	0.4							
Avg. Stride Freq. [Hz]	2.3	2.3	2.2	2.2	2.3	2.3							
Avg. Stride Length [m]	6.5	7.6	7.6	7.6	7.7	7.4							





Horse/Jockey Name	On Point Pixie
Final Rank	4
Fastest Section Time (Section)	0:11.09 (400m)
Top Speed [km/h] (Section)	65.5 (400m)
Race State	Finished

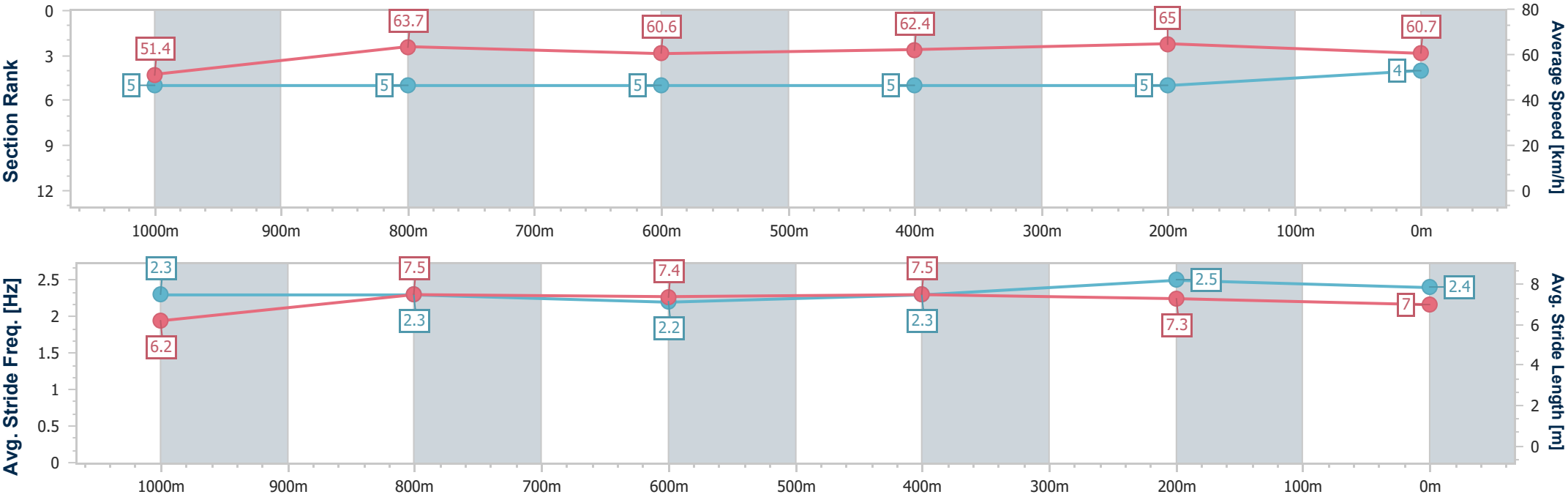


Eagle FarmProfessional  
Race 4: PINK RIBBON RACEWEEK QTIS Three-Year-Old  
Maiden Handicap - 1200m  
20 September 2025 - 14:40  
Track Rating: Good 4, Weather: Fine, Rail Position: +4m Entire



BRISBANE  
RACING CLUB

Section	Overall	1000m	800m	600m	400m	200m							
Section Times	1:11.95 [4] (0:14.00)	0:57.95 [5] (0:11.48)	0:46.47 [5] (0:11.94)	0:34.53 [5] (0:11.61)	0:22.92 [5] (0:11.09)	0:11.83 [5] (0:11.83)							
Average Speed [km/h]	51.4	63.7	60.6	62.4	65.0	60.7							
Top Speed [km/h]	65.1	64.5	62.2	65.0	65.5	63.7							
Avg. Dist. to Rail [m]	4.0	2.6	1.7	1.0	3.3	4.2							
Avg. Stride Freq. [Hz]	2.3	2.3	2.2	2.3	2.5	2.4							
Avg. Stride Length [m]	6.2	7.5	7.4	7.5	7.3	7.0							







Horse/Jockey Name	Silver Smash
Final Rank	5
Fastest Section Time (Section)	0:11.27 (400m)
Top Speed [km/h] (Section)	66.0 (1000m)
Race State	Finished

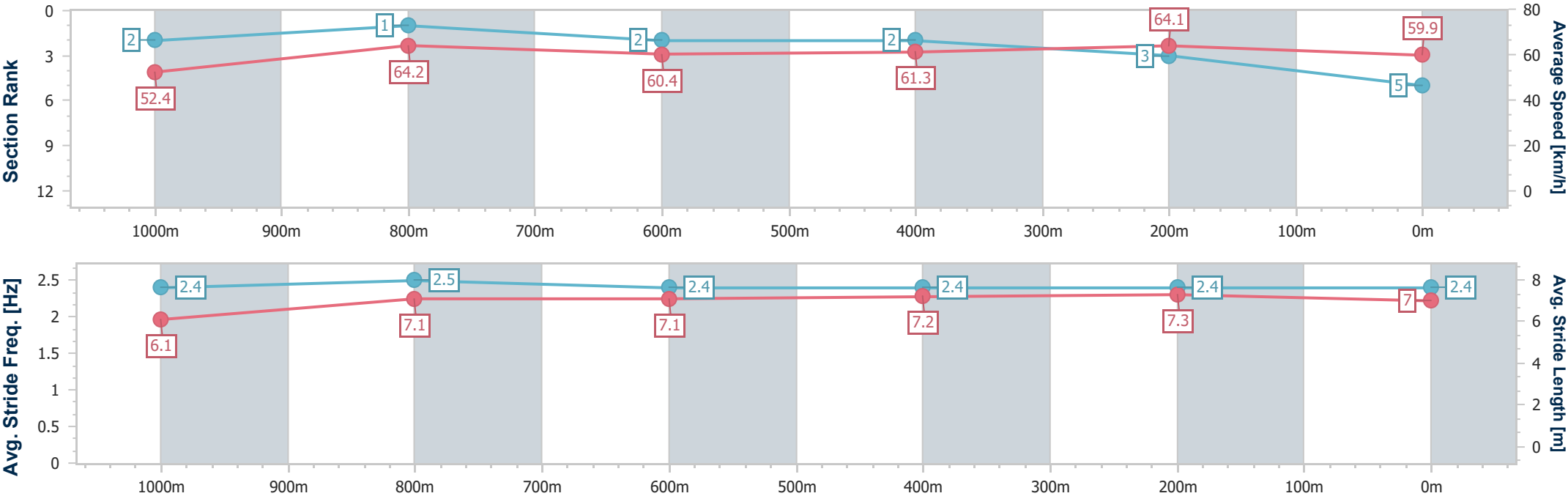


Eagle Farm Professional  
Race 4: PINK RIBBON RACEWEEK QTIS Three-Year-Old  
Maiden Handicap - 1200m  
20 September 2025 - 14:40  
Track Rating: Good 4, Weather: Fine, Rail Position: +4m Entire



BRISBANE  
RACING CLUB

Section	Overall	1000m	800m	600m	400m	200m							
Section Times	1:11.96 [5] (0:13.78)	0:58.18 [2] (0:11.34)	0:46.84 [1] (0:11.88)	0:34.96 [2] (0:11.68)	0:23.28 [2] (0:11.27)	0:12.01 [3] (0:12.01)							
Average Speed [km/h]	52.4	64.2	60.4	61.3	64.1	59.9							
Top Speed [km/h]	66.0	66.0	62.4	63.0	65.1	62.5							
Avg. Dist. to Rail [m]	2.9	1.6	0.4	1.0	1.0	1.4							
Avg. Stride Freq. [Hz]	2.4	2.5	2.4	2.4	2.4	2.4							
Avg. Stride Length [m]	6.1	7.1	7.1	7.2	7.3	7.0							





Horse/Jockey Name	Mister Mighty
Final Rank	6
Fastest Section Time (Section)	0:11.14 (400m)
Top Speed [km/h] (Section)	66.2 (400m)
Race State	Finished

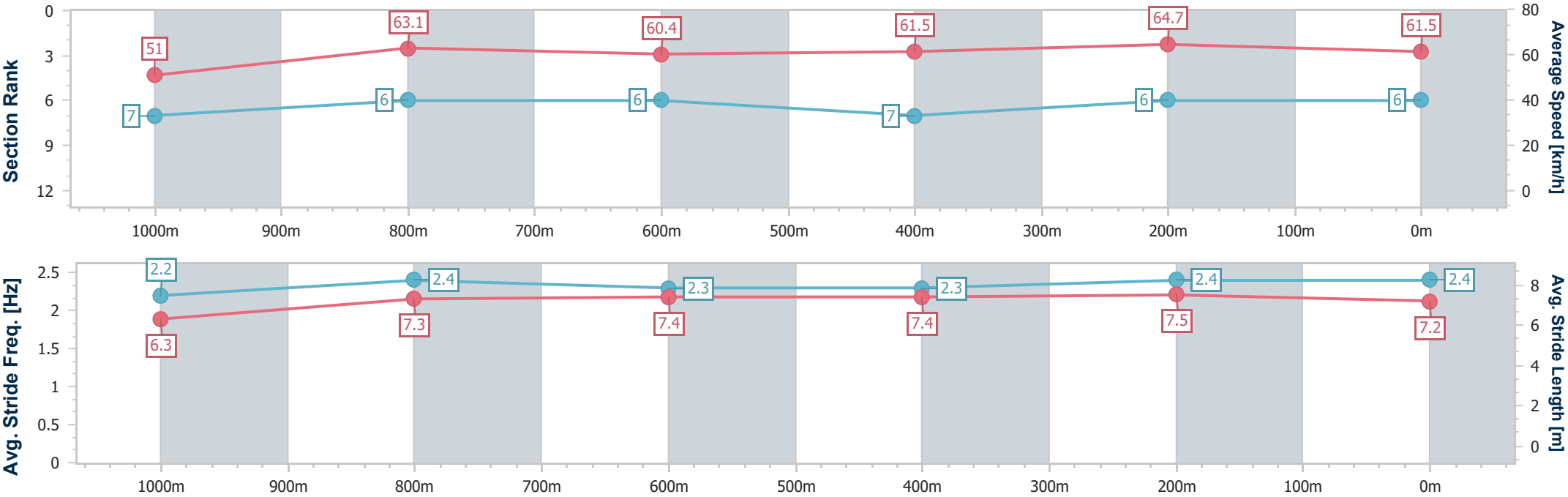


Eagle Farm Professional  
Race 4: PINK RIBBON RACEWEEK QTIS Three-Year-Old  
Maiden Handicap - 1200m  
20 September 2025 - 14:40  
Track Rating: Good 4, Weather: Fine, Rail Position: +4m Entire



BRISBANE  
RACING CLUB

Section	Overall	1000m	800m	600m	400m	200m							
Section Times	1:12.04 [6] (0:14.18)	0:57.86 [7] (0:11.43)	0:46.43 [6] (0:11.93)	0:34.50 [6] (0:11.66)	0:22.84 [7] (0:11.14)	0:11.70 [6] (0:11.70)							
Average Speed [km/h]	51.0	63.1	60.4	61.5	64.7	61.5							
Top Speed [km/h]	64.9	63.9	62.1	63.9	66.2	64.4							
Avg. Dist. to Rail [m]	1.1	1.1	0.3	0.6	0.9	1.5							
Avg. Stride Freq. [Hz]	2.2	2.4	2.3	2.3	2.4	2.4							
Avg. Stride Length [m]	6.3	7.3	7.4	7.4	7.5	7.2							





Horse/Jockey Name	Teddy Too Cheap
Final Rank	7
Fastest Section Time (Section)	0:11.29 (400m)
Top Speed [km/h] (Section)	64.2 (400m)
Race State	Finished

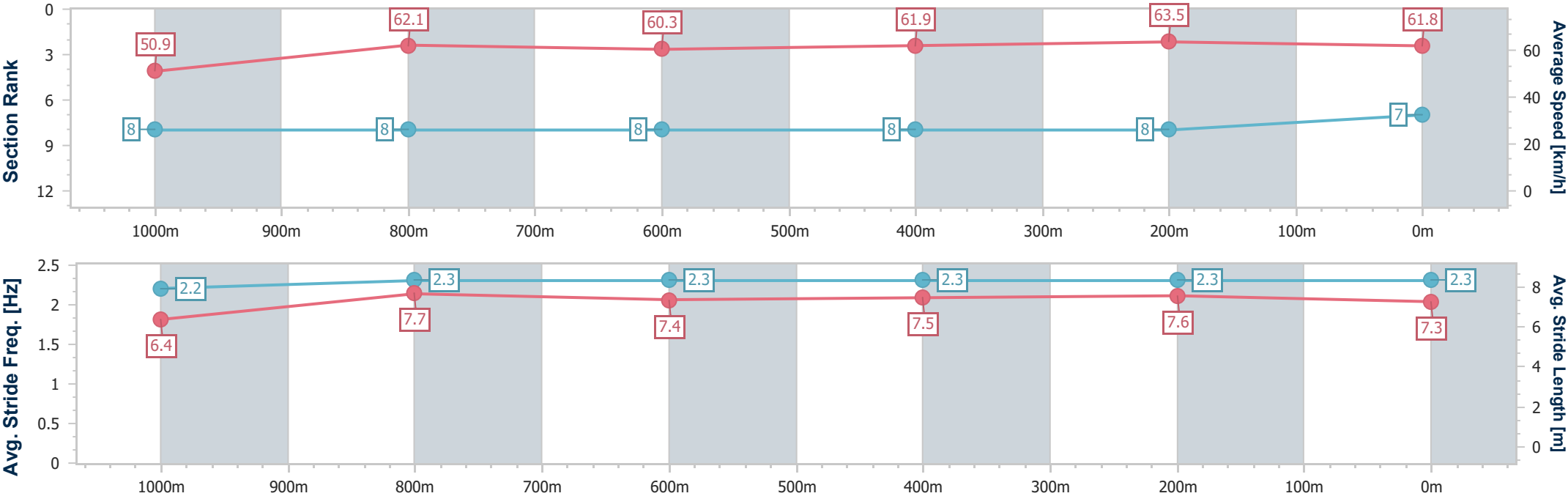


Eagle FarmProfessional  
Race 4: PINK RIBBON RACEWEEK QTIS Three-Year-Old  
Maiden Handicap - 1200m  
20 September 2025 - 14:40  
Track Rating: Good 4, Weather: Fine, Rail Position: +4m Entire



BRISBANE  
RACING CLUB

Section	Overall	1000m	800m	600m	400m	200m							
Section Times	1:12.58 [7] (0:14.20)	0:58.38 [8] (0:11.70)	0:46.68 [8] (0:12.03)	0:34.65 [8] (0:11.68)	0:22.97 [8] (0:11.29)	0:11.68 [8] (0:11.68)							
Average Speed [km/h]	50.9	62.1	60.3	61.9	63.5	61.8							
Top Speed [km/h]	63.8	63.2	62.4	63.4	64.2	63.6							
Avg. Dist. to Rail [m]	2.8	2.1	1.4	0.5	3.4	5.1							
Avg. Stride Freq. [Hz]	2.2	2.3	2.3	2.3	2.3	2.3							
Avg. Stride Length [m]	6.4	7.7	7.4	7.5	7.6	7.3							





Horse/Jockey Name	Mishani Lethal
Final Rank	8
Fastest Section Time (Section)	0:11.29 (400m)
Top Speed [km/h] (Section)	65.0 (Overall)
Race State	Finished

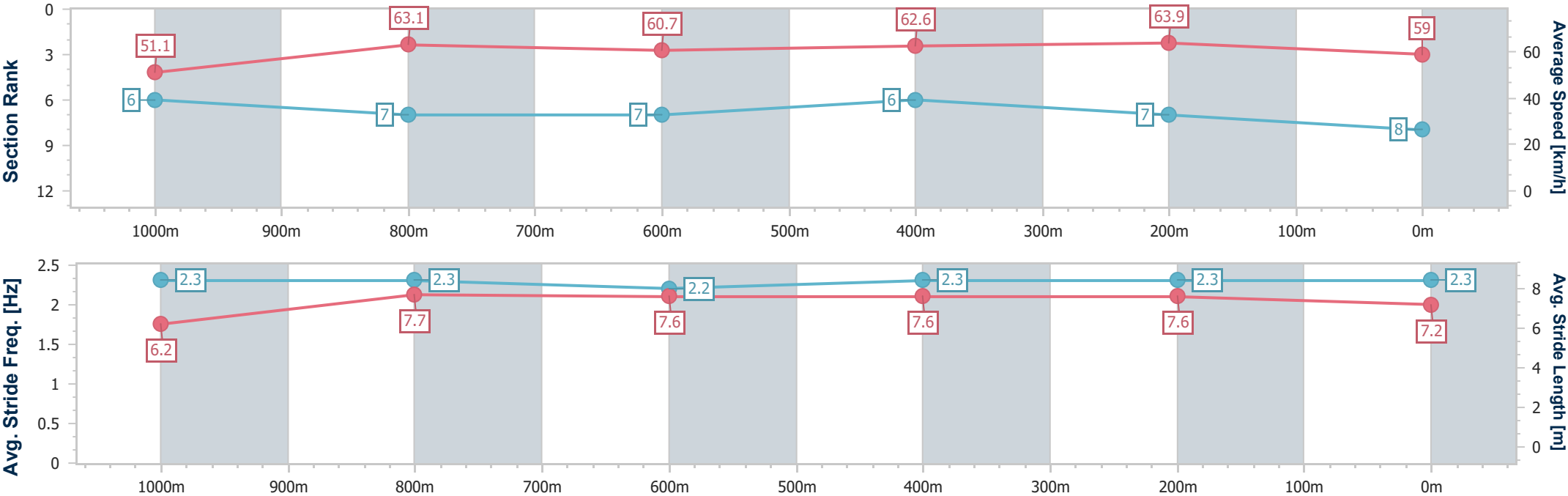


Eagle FarmProfessional  
Race 4: PINK RIBBON RACEWEEK QTIS Three-Year-Old  
Maiden Handicap - 1200m  
20 September 2025 - 14:40  
Track Rating: Good 4, Weather: Fine, Rail Position: +4m Entire



BRISBANE  
RACING CLUB

Section	Overall	1000m	800m	600m	400m	200m							
Section Times	1:12.68 [8] (0:14.16)	0:58.52 [6] (0:11.58)	0:46.94 [7] (0:11.94)	0:35.00 [7] (0:11.51)	0:23.49 [6] (0:11.29)	0:12.20 [7] (0:12.20)							
Average Speed [km/h]	51.1	63.1	60.7	62.6	63.9	59.0							
Top Speed [km/h]	65.0	64.0	62.6	64.6	64.9	62.1							
Avg. Dist. to Rail [m]	5.7	3.2	1.3	0.2	0.3	1.3							
Avg. Stride Freq. [Hz]	2.3	2.3	2.2	2.3	2.3	2.3							
Avg. Stride Length [m]	6.2	7.7	7.6	7.6	7.6	7.2							





**Eagle Farm Professional**  
**Race 5: NOLAN PRIVATE SELECTION QTIS 3YO & 4YO BENCHMARK 65**  
**Handicap - 1200m**  
**20 September 2025 - 15:15**



Track Rating: Good 4, Weather: Fine, Rail Position: +4m Entire

Section						Overall	1000m	800m	600m	400m	200m	Last 600m		
Field Times						1:10.27 (0:13.40)	0:56.87 (0:10.93)	0:45.94 (0:11.15)	0:34.79 (0:11.52)	0:23.27 (0:11.37)	0:11.90 (0:11.90)	0:34.79		
Rank	TAB	Horse/Jockey	Barrier	Top Speed [km/h]	Fastest Section							Margin	Distance Travelled [m]	
1	3	GRAMMAR LAD	3	66.4	0:10.95	1:10.27 [1]	0:56.43 [6]	0:45.48 [6]	0:34.31 [6]	0:23.07 [4]	0:11.77 [2]	1:10.27	0:34.31	
		Jaden Lloyd		1000m	1000m	(0:13.84)	(0:10.95)	(0:11.17)	(0:11.24)	(0:11.30)	(0:11.77)			
2	7	WAKU WAKU	1	67.8	0:10.93	1:10.29 [2]	0:56.72 [5]	0:45.79 [4]	0:34.53 [4]	0:23.04 [5]	0:11.73 [4]	0.11L	0:34.53	+5
		Ron Stewart		1000m	1000m	(0:13.57)	(0:10.93)	(0:11.26)	(0:11.49)	(0:11.31)	(0:11.73)			
3	5	BREEZIN'	5	67.2	0:10.90	1:10.40 [3]	0:56.88 [3]	0:45.98 [3]	0:34.79 [3]	0:23.40 [1]	0:12.03 [1]	0.75L	0:34.79	+3
		Justin Huxtable		1000m	1000m	(0:13.52)	(0:10.90)	(0:11.19)	(0:11.39)	(0:11.37)	(0:12.03)			
4	6	TAKE A BOW	2	67.0	0:11.08	1:10.50 [4]	0:56.98 [4]	0:45.90 [5]	0:34.56 [5]	0:23.07 [6]	0:11.91 [5]	1.34L	0:34.56	+13
		Daniel Moor		1000m	1000m	(0:13.52)	(0:11.08)	(0:11.34)	(0:11.49)	(0:11.16)	(0:11.91)			
5	2	BOLLINGER MISS	6	68.0	0:10.80	1:10.61 [5]	0:56.59 [7]	0:45.79 [7]	0:34.48 [7]	0:23.05 [7]	0:11.88 [6]	1.97L	0:34.48	+7
		Tahlia Fenlon		1000m	1000m	(0:14.02)	(0:10.80)	(0:11.31)	(0:11.43)	(0:11.17)	(0:11.88)			
6	4	GOLDEN CROSS	7	68.2	0:10.90	1:10.92 [6]	0:57.49 [2]	0:46.59 [1]	0:35.44 [1]	0:23.91 [2]	0:12.38 [3]	3.84L	0:35.44	+9
		Luke Dempsey		Overall	1000m	(0:13.43)	(0:10.90)	(0:11.15)	(0:11.53)	(0:11.53)	(0:12.38)			
7	10	SOLIDUDE	4	67.4	0:10.97	1:12.49 [7]	0:59.09 [1]	0:48.12 [2]	0:36.93 [2]	0:25.41 [3]	0:13.42 [7]	13.05L	0:36.93	+5
		Brandon Lerena		Overall	1000m	(0:13.40)	(0:10.97)	(0:11.19)	(0:11.52)	(0:11.99)	(0:13.42)			

Scratched: First Man (#1), Dushenka (#8), Kaffir Lily (#9)



Horse/Jockey Name	Grammar Lad
Final Rank	1
Fastest Section Time (Section)	0:10.95 (1000m)
Top Speed [km/h] (Section)	66.4 (1000m)
Race State	Finished



Eagle FarmProfessional  
Race 5: NOLAN PRIVATE SELECTION QTIS 3YO & 4YO  
BENCHMARK 65 Handicap - 1200m

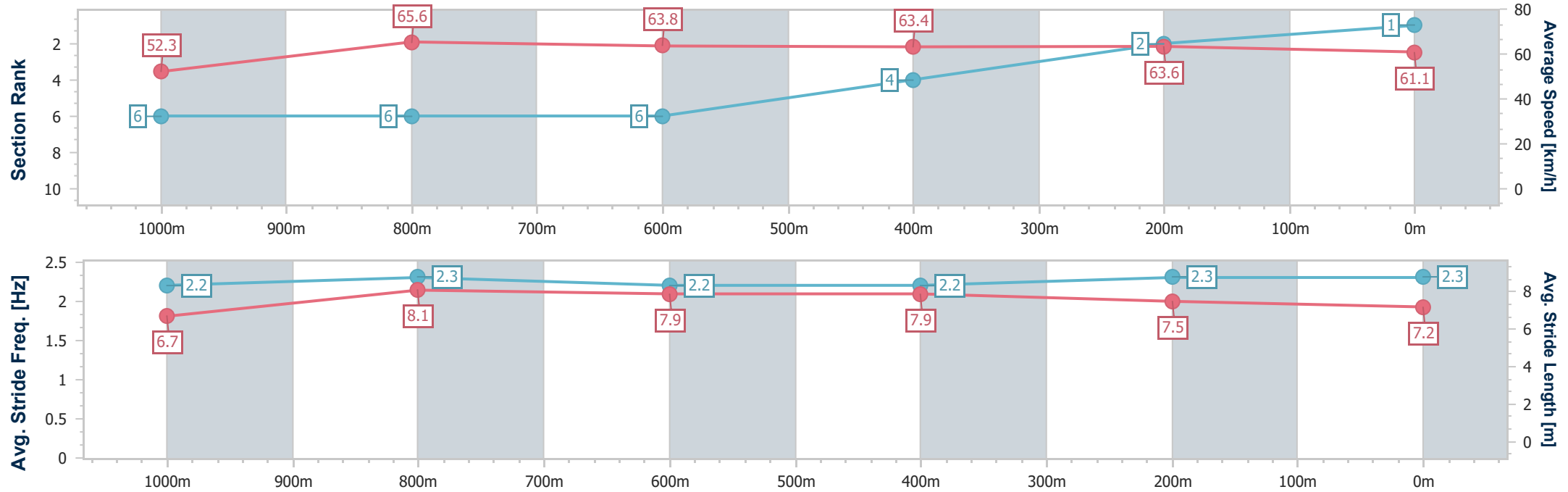
20 September 2025 - 15:15

Track Rating: Good 4, Weather: Fine, Rail Position: +4m Entire



BRISBANE  
RACING CLUB

Section	Overall	1000m	800m	600m	400m	200m								
Section Times	1:10.27 [1] (0:13.84)	0:56.43 [6] (0:10.95)	0:45.48 [6] (0:11.17)	0:34.31 [6] (0:11.24)	0:23.07 [4] (0:11.30)	0:11.77 [2] (0:11.77)								
Average Speed [km/h]	52.3	65.6	63.8	63.4	63.6	61.1								
Top Speed [km/h]	65.5	66.4	65.4	63.9	64.3	63.3								
Avg. Dist. to Rail [m]	2.2	0.4	1.5	2.3	1.4	2.0								
Avg. Stride Freq. [Hz]	2.2	2.3	2.2	2.2	2.3	2.3								
Avg. Stride Length [m]	6.7	8.1	7.9	7.9	7.5	7.2								





Horse/Jockey Name	Waku Waku
Final Rank	2
Fastest Section Time (Section)	0:10.93 (1000m)
Top Speed [km/h] (Section)	67.8 (1000m)
Race State	Finished



Eagle FarmProfessional  
Race 5: NOLAN PRIVATE SELECTION QTIS 3YO & 4YO  
BENCHMARK 65 Handicap - 1200m

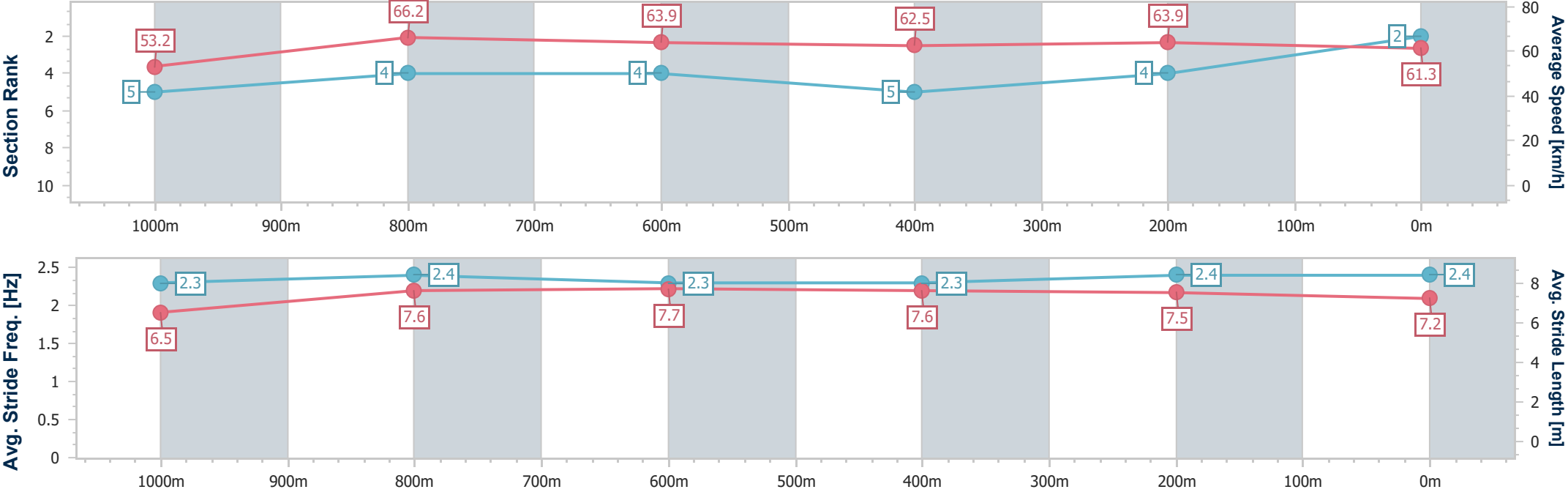
20 September 2025 - 15:15

Track Rating: Good 4, Weather: Fine, Rail Position: +4m Entire



BRISBANE  
RACING CLUB

Section	Overall	1000m	800m	600m	400m	200m							
Section Times	1:10.29 [2] (0:13.57)	0:56.72 [5] (0:10.93)	0:45.79 [4] (0:11.26)	0:34.53 [4] (0:11.49)	0:23.04 [5] (0:11.31)	0:11.73 [4] (0:11.73)							
Average Speed [km/h]	53.2	66.2	63.9	62.5	63.9	61.3							
Top Speed [km/h]	66.4	67.8	65.5	63.5	64.9	63.7							
Avg. Dist. to Rail [m]	1.0	1.1	0.6	0.6	0.7	0.6							
Avg. Stride Freq. [Hz]	2.3	2.4	2.3	2.3	2.4	2.4							
Avg. Stride Length [m]	6.5	7.6	7.7	7.6	7.5	7.2							





Horse/Jockey Name	Breezin'
Final Rank	3
Fastest Section Time (Section)	0:10.90 (1000m)
Top Speed [km/h] (Section)	67.2 (1000m)
Race State	Finished



Eagle FarmProfessional  
Race 5: NOLAN PRIVATE SELECTION QTIS 3YO & 4YO  
BENCHMARK 65 Handicap - 1200m

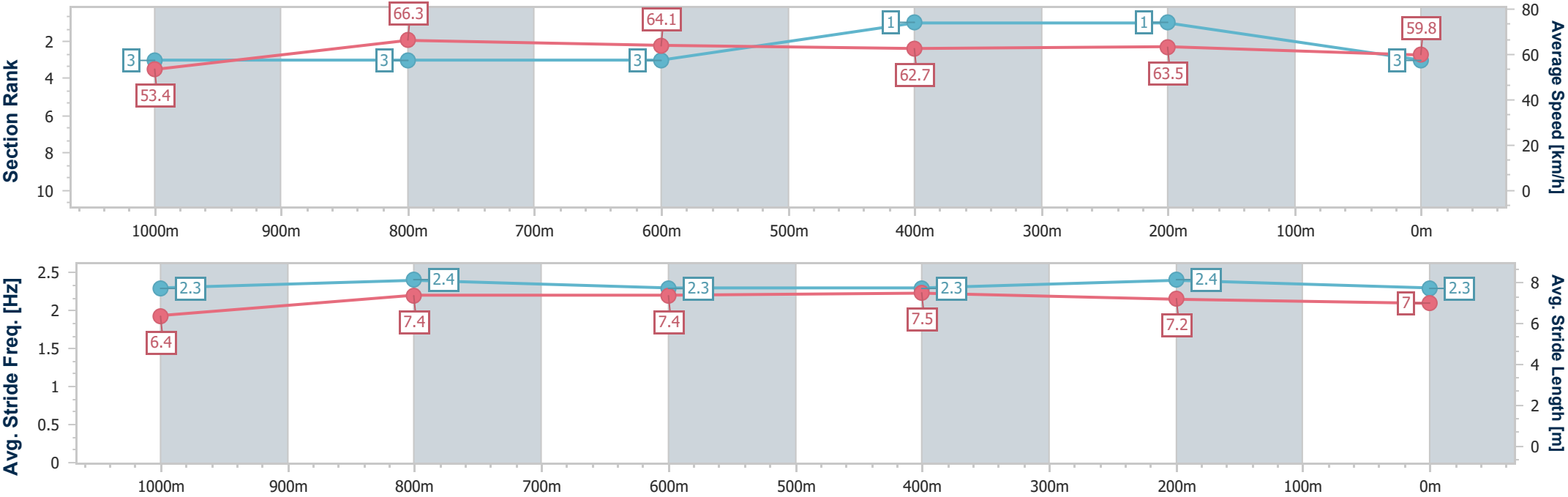
20 September 2025 - 15:15

Track Rating: Good 4, Weather: Fine, Rail Position: +4m Entire



BRISBANE  
RACING CLUB

Section	Overall	1000m	800m	600m	400m	200m							
Section Times	1:10.40 [3] (0:13.52)	0:56.88 [3] (0:10.90)	0:45.98 [3] (0:11.19)	0:34.79 [3] (0:11.39)	0:23.40 [1] (0:11.37)	0:12.03 [1] (0:12.03)							
Average Speed [km/h]	53.4	66.3	64.1	62.7	63.5	59.8							
Top Speed [km/h]	66.8	67.2	64.7	63.4	64.3	62.1							
Avg. Dist. to Rail [m]	4.9	1.0	0.9	1.2	3.2	5.1							
Avg. Stride Freq. [Hz]	2.3	2.4	2.3	2.3	2.4	2.3							
Avg. Stride Length [m]	6.4	7.4	7.4	7.5	7.2	7.0							







Horse/Jockey Name	Take A Bow
Final Rank	4
Fastest Section Time (Section)	0:11.08 (1000m)
Top Speed [km/h] (Section)	67.0 (1000m)
Race State	Finished



Eagle FarmProfessional  
Race 5: NOLAN PRIVATE SELECTION QTIS 3YO & 4YO  
BENCHMARK 65 Handicap - 1200m

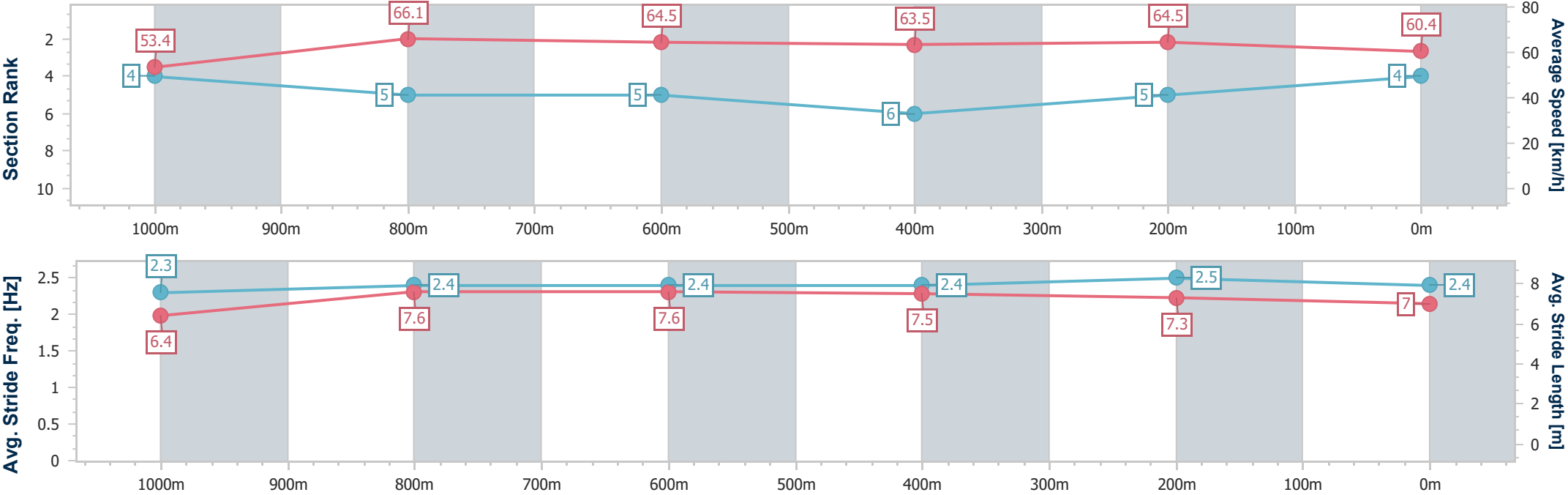
20 September 2025 - 15:15

Track Rating: Good 4, Weather: Fine, Rail Position: +4m Entire



BRISBANE  
RACING CLUB

Section	Overall	1000m	800m	600m	400m	200m								
Section Times	1:10.50 [4] (0:13.52)	0:56.98 [4] (0:11.08)	0:45.90 [5] (0:11.34)	0:34.56 [5] (0:11.49)	0:23.07 [6] (0:11.16)	0:11.91 [5] (0:11.91)								
Average Speed [km/h]	53.4	66.1	64.5	63.5	64.5	60.4								
Top Speed [km/h]	67.0	67.0	66.2	65.5	65.6	62.8								
Avg. Dist. to Rail [m]	2.3	3.4	3.6	3.1	4.9	4.6								
Avg. Stride Freq. [Hz]	2.3	2.4	2.4	2.4	2.5	2.4								
Avg. Stride Length [m]	6.4	7.6	7.6	7.5	7.3	7.0								





Horse/Jockey Name	Bollinger Miss
Final Rank	5
Fastest Section Time (Section)	0:10.80 (1000m)
Top Speed [km/h] (Section)	68.0 (1000m)
Race State	Finished



Eagle FarmProfessional  
Race 5: NOLAN PRIVATE SELECTION QTIS 3YO & 4YO  
BENCHMARK 65 Handicap - 1200m

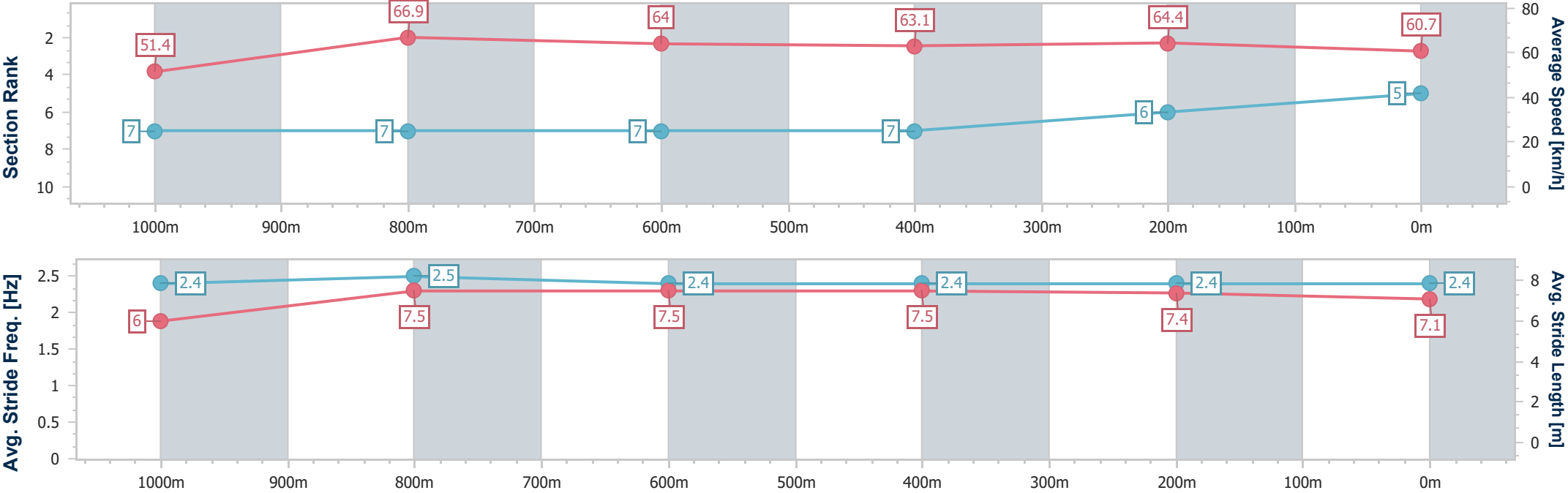
20 September 2025 - 15:15

Track Rating: Good 4, Weather: Fine, Rail Position: +4m Entire



BRISBANE  
RACING CLUB

Section	Overall	1000m	800m	600m	400m	200m								
Section Times	1:10.61 [5] (0:14.02)	0:56.59 [7] (0:10.80)	0:45.79 [7] (0:11.31)	0:34.48 [7] (0:11.43)	0:23.05 [7] (0:11.17)	0:11.88 [6] (0:11.88)								
Average Speed [km/h]	51.4	66.9	64.0	63.1	64.4	60.7								
Top Speed [km/h]	67.2	68.0	66.3	64.6	64.9	63.3								
Avg. Dist. to Rail [m]	4.2	1.4	0.8	0.5	4.6	6.8								
Avg. Stride Freq. [Hz]	2.4	2.5	2.4	2.4	2.4	2.4								
Avg. Stride Length [m]	6.0	7.5	7.5	7.5	7.4	7.1								





Horse/Jockey Name	Golden Cross
Final Rank	6
Fastest Section Time (Section)	0:10.90 (1000m)
Top Speed [km/h] (Section)	68.2 (Overall)
Race State	Finished



Eagle FarmProfessional  
Race 5: NOLAN PRIVATE SELECTION QTIS 3YO & 4YO  
BENCHMARK 65 Handicap - 1200m

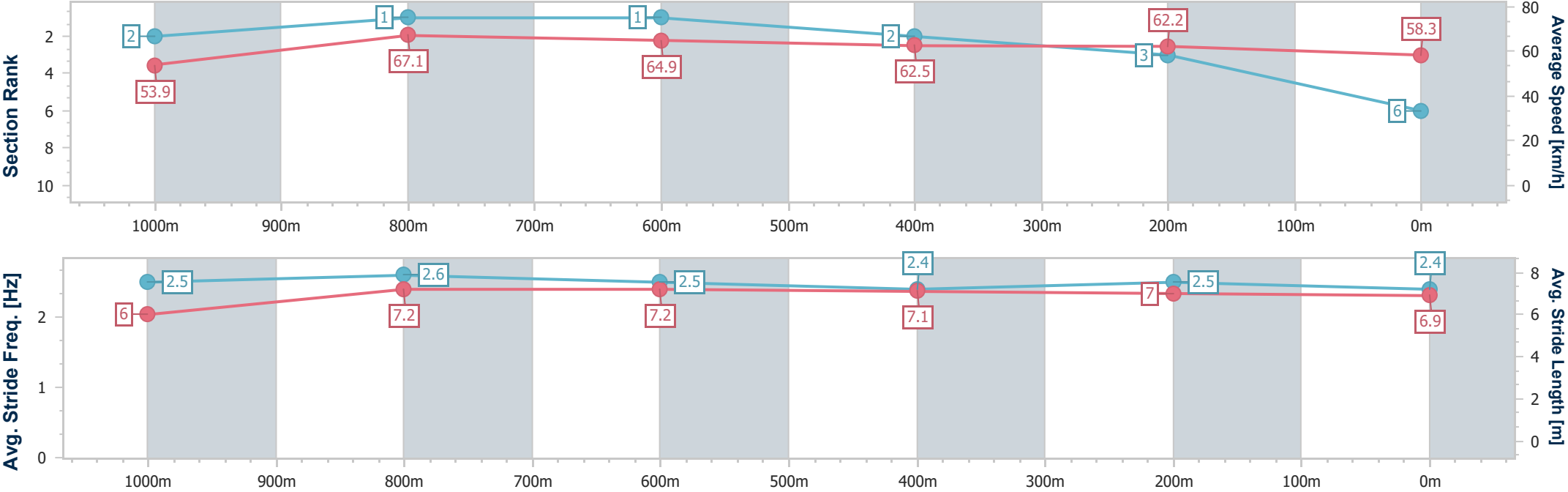
20 September 2025 - 15:15

Track Rating: Good 4, Weather: Fine, Rail Position: +4m Entire



BRISBANE  
RACING CLUB

Section	Overall	1000m	800m	600m	400m	200m								
Section Times	1:10.92 [6] (0:13.43)	0:57.49 [2] (0:10.90)	0:46.59 [1] (0:11.15)	0:35.44 [1] (0:11.53)	0:23.91 [2] (0:11.53)	0:12.38 [3] (0:12.38)								
Average Speed [km/h]	53.9	67.1	64.9	62.5	62.2	58.3								
Top Speed [km/h]	68.2	68.2	66.5	63.4	62.9	61.5								
Avg. Dist. to Rail [m]	6.4	3.4	1.1	0.3	1.0	1.6								
Avg. Stride Freq. [Hz]	2.5	2.6	2.5	2.4	2.5	2.4								
Avg. Stride Length [m]	6.0	7.2	7.2	7.1	7.0	6.9								





Horse/Jockey Name	Solidude
Final Rank	7
Fastest Section Time (Section)	0:10.97 (1000m)
Top Speed [km/h] (Section)	67.4 (Overall)
Race State	Finished



Eagle FarmProfessional  
Race 5: NOLAN PRIVATE SELECTION QTIS 3YO & 4YO  
BENCHMARK 65 Handicap - 1200m

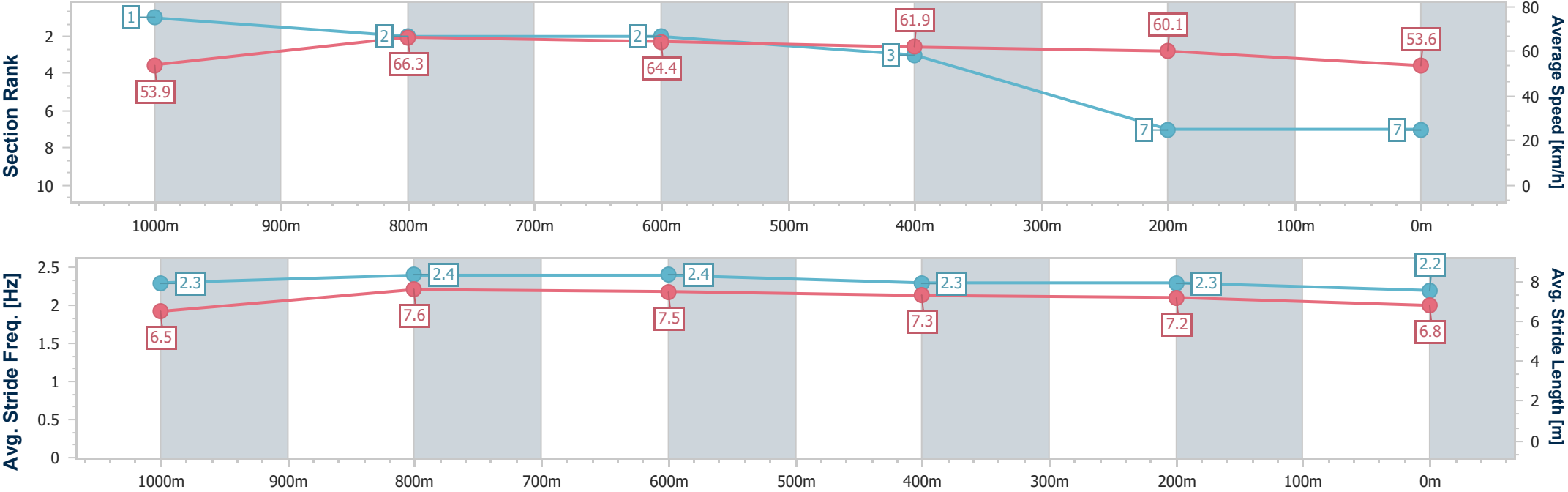
20 September 2025 - 15:15

Track Rating: Good 4, Weather: Fine, Rail Position: +4m Entire



BRISBANE  
RACING CLUB

Section	Overall	1000m	800m	600m	400m	200m							
Section Times	1:12.49 [7] (0:13.40)	0:59.09 [1] (0:10.97)	0:48.12 [2] (0:11.19)	0:36.93 [2] (0:11.52)	0:25.41 [3] (0:11.99)	0:13.42 [7] (0:13.42)							
Average Speed [km/h]	53.9	66.3	64.4	61.9	60.1	53.6							
Top Speed [km/h]	67.4	67.2	65.7	63.7	62.3	57.6							
Avg. Dist. to Rail [m]	3.9	2.0	0.8	2.0	1.0	2.9							
Avg. Stride Freq. [Hz]	2.3	2.4	2.4	2.3	2.3	2.2							
Avg. Stride Length [m]	6.5	7.6	7.5	7.3	7.2	6.8							





Eagle Farm Professional  
Race 6: ROAD TO MAGIC MILLIONS ON SALE NOW Class 1 Handicap -  
1000m

20 September 2025 - 15:49



BRISBANE  
RACING CLUB

Track Rating: Good 4, Weather: Fine, Rail Position: +4m Entire

Section						Overall	800m	600m	400m	200m	Last 600m		
Field Times						0:57.75 (0:13.23)	0:44.52 (0:10.90)	0:33.62 (0:11.24)	0:22.38 (0:10.85)	0:11.53 (0:11.53)	0:33.62		
Rank	TAB	Horse/Jockey	Barrier	Top Speed [km/h]	Fastest Section						Margin	Distance Travelled [m]	
1	12	STARSARISE	4	68.3	0:10.80	0:57.75 [1]	0:44.52 [1]	0:33.44 [4]	0:22.25 [3]	0:11.45 [2]	0:57.75	0:33.44	
		Tahlia Fenlon		Overall	400m	(0:13.23)	(0:11.08)	(0:11.19)	(0:10.80)	(0:11.45)			
2	4	LARADO	3	70.3	0:10.79	0:57.84 [2]	0:44.52 [3]	0:33.66 [2]	0:22.41 [2]	0:11.62 [1]	0.53L	0:33.66 -1	
		Daniel Moor		Overall	400m	(0:13.32)	(0:10.86)	(0:11.25)	(0:10.79)	(0:11.62)			
3	8	IMMEDIATE	5	68.8	0:10.83	0:58.15 [3]	0:44.51 [6]	0:33.68 [5]	0:22.42 [5]	0:11.49 [4]	2.36L	0:33.68 -3	
		Luke Dempsey		800m	800m	(0:13.64)	(0:10.83)	(0:11.26)	(0:10.93)	(0:11.49)			
4	7	ZARIPPA	1	68.3	0:10.83	0:58.27 [4]	0:44.97 [2]	0:34.14 [1]	0:22.90 [1]	0:11.89 [3]	3.07L	0:34.14 -7	
		Chelsea Baker		Overall	800m	(0:13.30)	(0:10.83)	(0:11.24)	(0:11.01)	(0:11.89)			
5	1	KEENAN	2	67.6	0:10.95	0:58.48 [5]	0:44.86 [5]	0:33.91 [6]	0:22.73 [6]	0:11.72 [5]	4.29L	0:33.91 -4	
		Jaden Lloyd		800m	800m	(0:13.62)	(0:10.95)	(0:11.18)	(0:11.01)	(0:11.72)			
6	2	MAIKROW	7	69.1	0:10.91	0:58.56 [6]	0:45.17 [4]	0:34.26 [3]	0:23.00 [4]	0:11.79 [6]	4.74L	0:34.26 +3	
		Tiffani Brooker		Overall	800m	(0:13.39)	(0:10.91)	(0:11.26)	(0:11.21)	(0:11.79)			
7	3	INTRUDER	6	68.9	0:10.83	0:58.87 [7]	0:45.07 [7]	0:34.24 [7]	0:23.08 [7]	0:11.97 [7]	6.58L	0:34.24 -2	
		Justin Huxtable		800m	800m	(0:13.80)	(0:10.83)	(0:11.16)	(0:11.11)	(0:11.97)			

Scratched: Mercian (#5), Dazzling Diamond (#9), Kahlua Girl (#11), Master Miyagi (#15), Li'l Rex (#14), Herbie Town (#6), Platinum Gift (#13), Hannabana (#10)



Horse/Jockey Name	Starsarise
Final Rank	1
Fastest Section Time (Section)	0:10.80 (400m)
Top Speed [km/h] (Section)	68.3 (Overall)
Race State	Finished

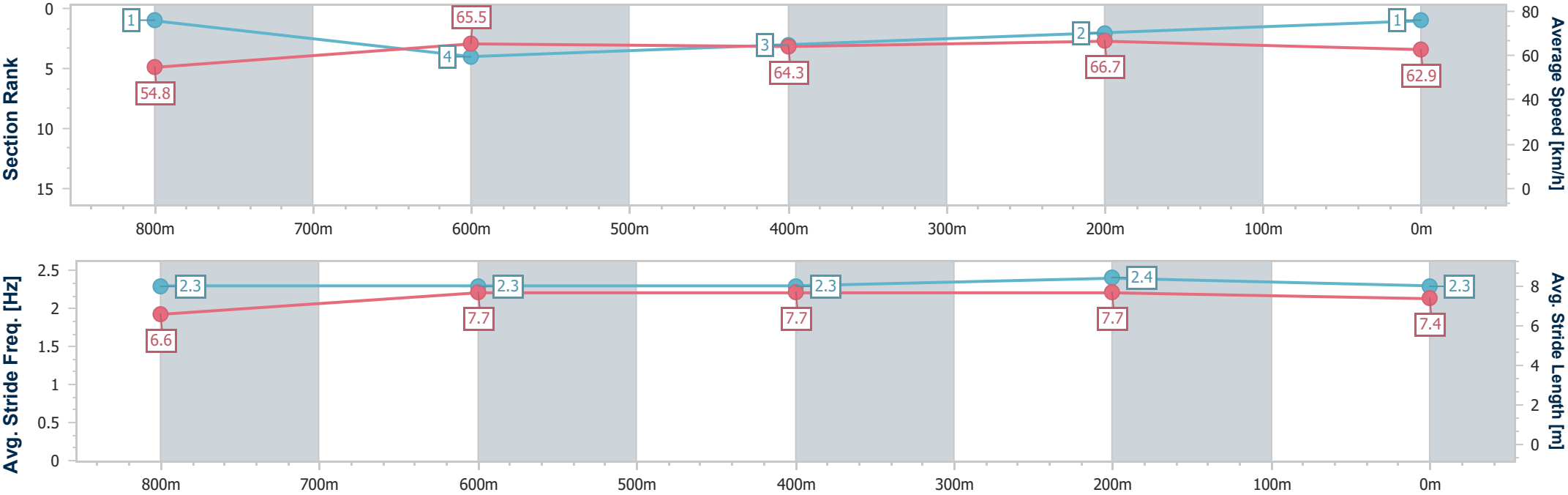


Eagle FarmProfessional  
Race 6: ROAD TO MAGIC MILLIONS ON SALE NOW Class 1  
Handicap - 1000m  
20 September 2025 - 15:49  
Track Rating: Good 4, Weather: Fine, Rail Position: +4m Entire



BRISBANE  
RACING CLUB

Section	Overall	800m	600m	400m	200m										
Section Times	0:57.75 [1] (0:13.23)	0:44.52 [1] (0:11.08)	0:33.44 [4] (0:11.19)	0:22.25 [3] (0:10.80)	0:11.45 [2] (0:11.45)										
Average Speed [km/h]	54.8	65.5	64.3	66.7	62.9										
Top Speed [km/h]	68.3	67.9	66.2	67.2	65.9										
Avg. Dist. to Rail [m]	5.1	2.0	0.4	1.5	2.3										
Avg. Stride Freq. [Hz]	2.3	2.3	2.3	2.4	2.3										
Avg. Stride Length [m]	6.6	7.7	7.7	7.7	7.4										





Horse/Jockey Name	Larado
Final Rank	2
Fastest Section Time (Section)	0:10.79 (400m)
Top Speed [km/h] (Section)	70.3 (Overall)
Race State	Finished

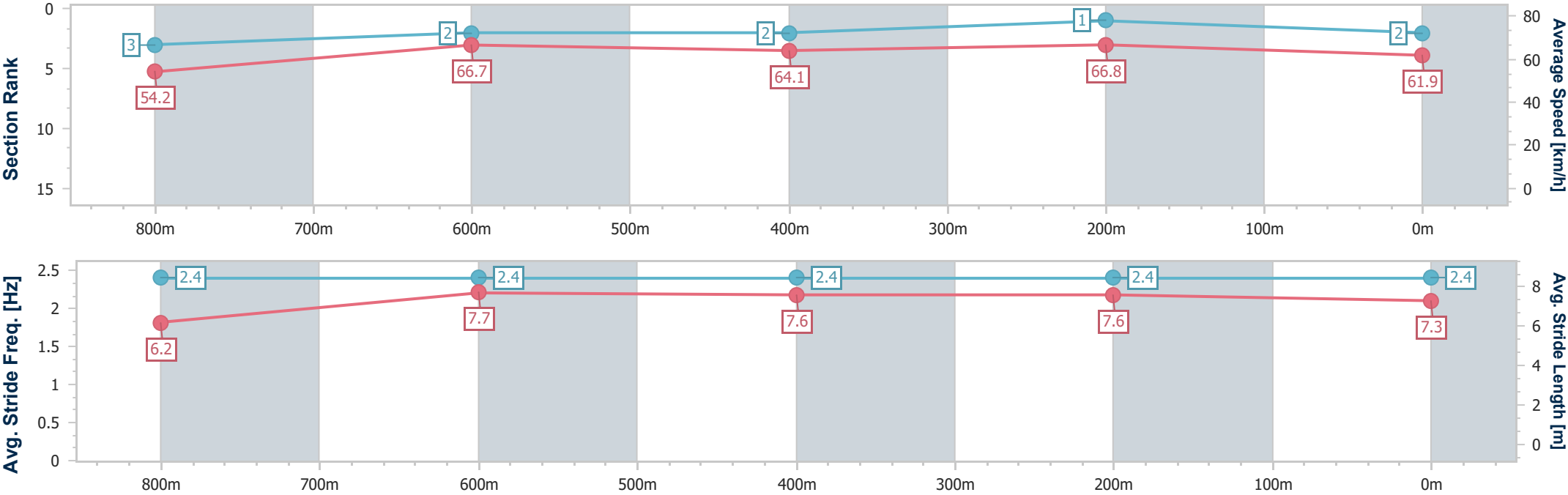


Eagle Farm Professional  
Race 6: ROAD TO MAGIC MILLIONS ON SALE NOW Class 1  
Handicap - 1000m  
20 September 2025 - 15:49  
Track Rating: Good 4, Weather: Fine, Rail Position: +4m Entire



BRISBANE  
RACING CLUB

Section	Overall	800m	600m	400m	200m									
Section Times	0:57.84 [2] (0:13.32)	0:44.52 [3] (0:10.86)	0:33.66 [2] (0:11.25)	0:22.41 [2] (0:10.79)	0:11.62 [1] (0:11.62)									
Average Speed [km/h]	54.2	66.7	64.1	66.8	61.9									
Top Speed [km/h]	70.3	70.1	66.6	67.8	65.3									
Avg. Dist. to Rail [m]	2.9	0.9	1.3	3.3	1.4									
Avg. Stride Freq. [Hz]	2.4	2.4	2.4	2.4	2.4									
Avg. Stride Length [m]	6.2	7.7	7.6	7.6	7.3									



- [ ] Ranking at each section and finish
- .-.- No data available at this section
- NA No data available



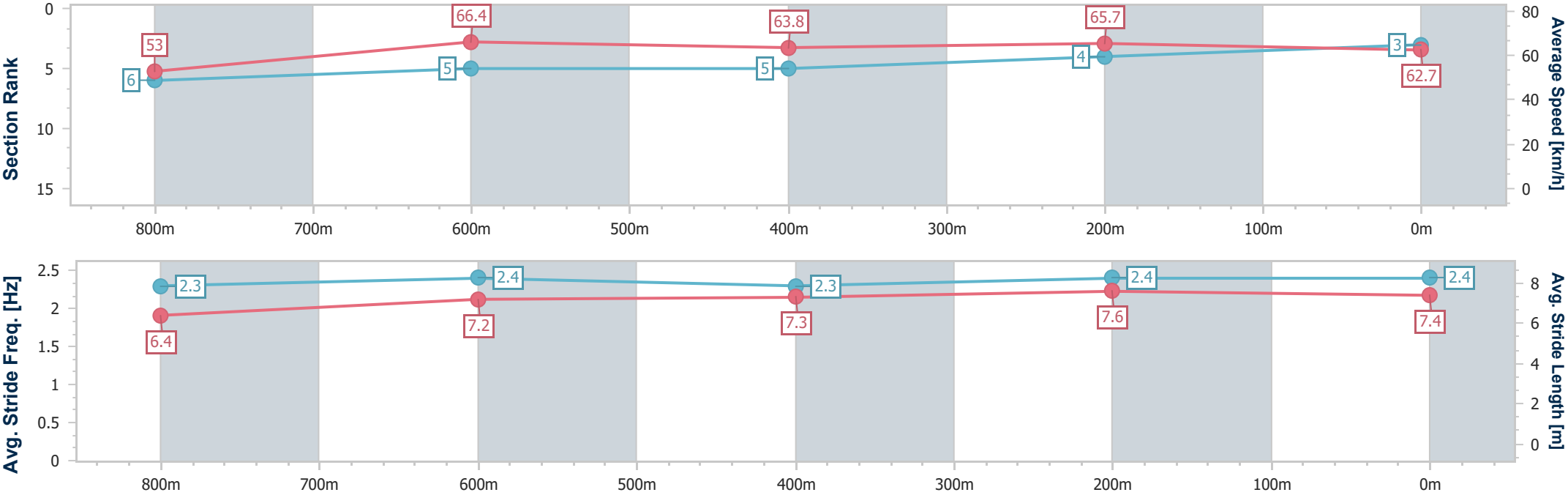
Horse/Jockey Name	Immediate
Final Rank	3
Fastest Section Time (Section)	0:10.83 (800m)
Top Speed [km/h] (Section)	68.8 (800m)
Race State	Finished



Eagle FarmProfessional  
Race 6: ROAD TO MAGIC MILLIONS ON SALE NOW Class 1  
Handicap - 1000m  
20 September 2025 - 15:49  
Track Rating: Good 4, Weather: Fine, Rail Position: +4m Entire



Section	Overall	800m	600m	400m	200m										
Section Times	0:58.15 [3] (0:13.64)	0:44.51 [6] (0:10.83)	0:33.68 [5] (0:11.26)	0:22.42 [5] (0:10.93)	0:11.49 [4] (0:11.49)										
Average Speed [km/h]	53.0	66.4	63.8	65.7	62.7										
Top Speed [km/h]	68.6	68.8	65.7	66.8	64.8										
Avg. Dist. to Rail [m]	5.0	0.7	1.0	1.2	1.8										
Avg. Stride Freq. [Hz]	2.3	2.4	2.3	2.4	2.4										
Avg. Stride Length [m]	6.4	7.2	7.3	7.6	7.4										







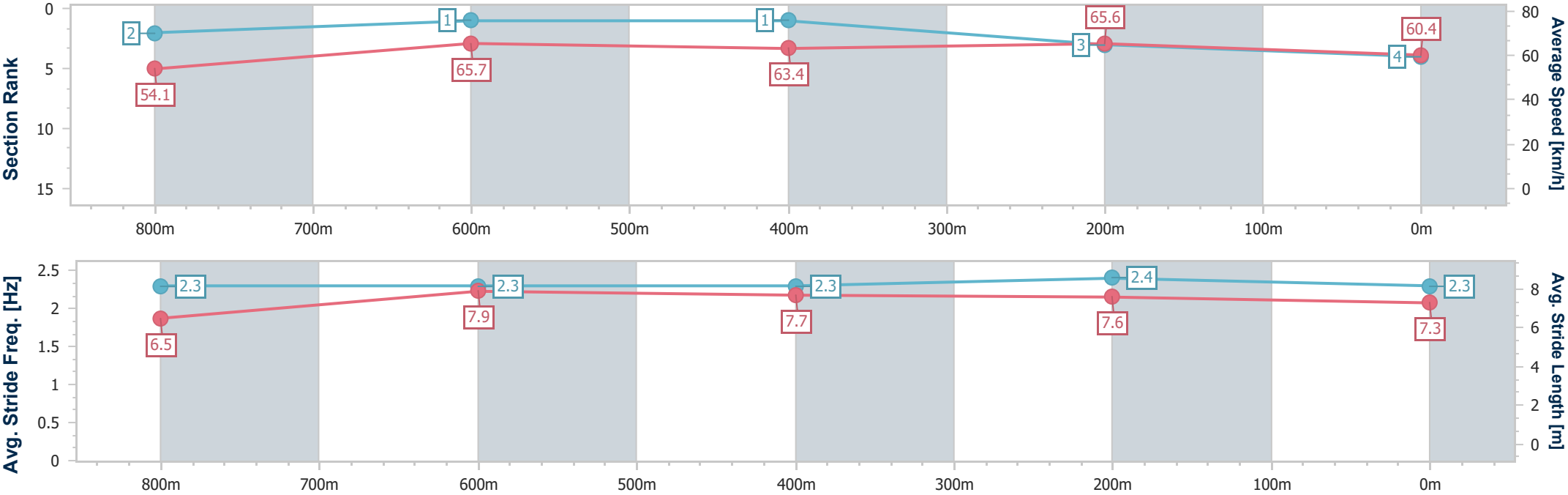
Horse/Jockey Name	Zarippa
Final Rank	4
Fastest Section Time (Section)	0:10.83 (800m)
Top Speed [km/h] (Section)	68.3 (Overall)
Race State	Finished



Eagle FarmProfessional  
Race 6: ROAD TO MAGIC MILLIONS ON SALE NOW Class 1  
Handicap - 1000m  
20 September 2025 - 15:49  
Track Rating: Good 4, Weather: Fine, Rail Position: +4m Entire



Section	Overall	800m	600m	400m	200m										
Section Times	0:58.27 [4] (0:13.30)	0:44.97 [2] (0:10.83)	0:34.14 [1] (0:11.24)	0:22.90 [1] (0:11.01)	0:11.89 [3] (0:11.89)										
Average Speed [km/h]	54.1	65.7	63.4	65.6	60.4										
Top Speed [km/h]	68.3	68.2	65.2	66.3	64.6										
Avg. Dist. to Rail [m]	1.8	2.2	1.7	1.4	0.4										
Avg. Stride Freq. [Hz]	2.3	2.3	2.3	2.4	2.3										
Avg. Stride Length [m]	6.5	7.9	7.7	7.6	7.3										



[ ] Ranking at each section and finish  
-.-.- No data available at this section  
NA No data available



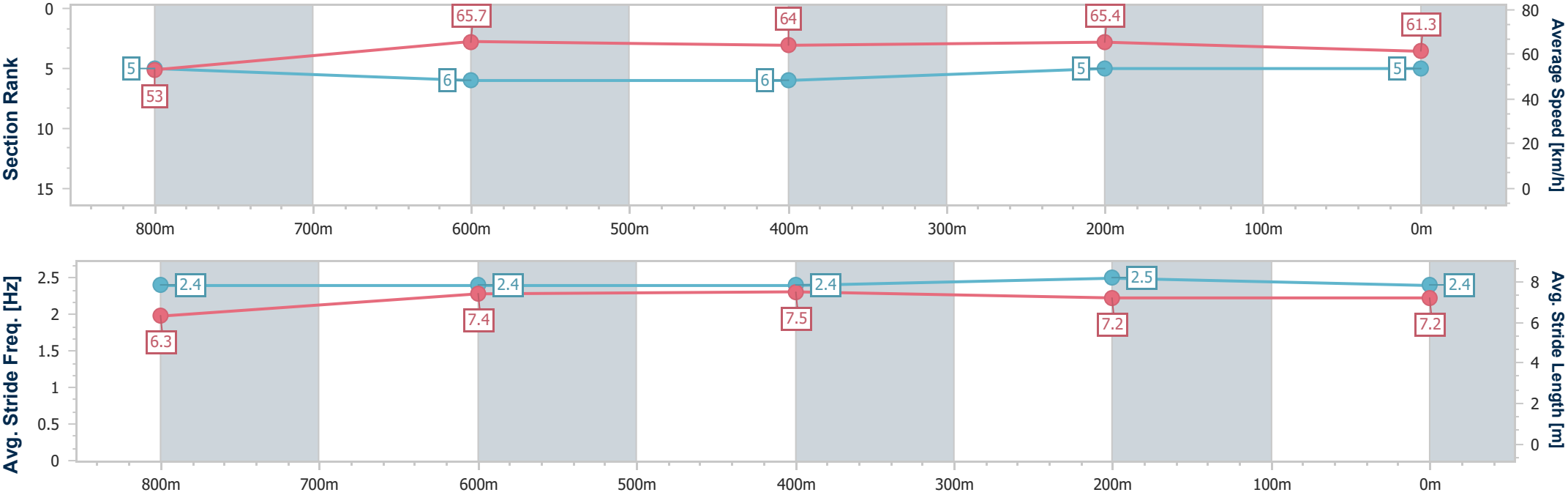
Horse/Jockey Name	Keenan
Final Rank	5
Fastest Section Time (Section)	0:10.95 (800m)
Top Speed [km/h] (Section)	67.6 (800m)
Race State	Finished



Eagle Farm Professional  
Race 6: ROAD TO MAGIC MILLIONS ON SALE NOW Class 1  
Handicap - 1000m  
20 September 2025 - 15:49  
Track Rating: Good 4, Weather: Fine, Rail Position: +4m Entire



Section	Overall	800m	600m	400m	200m										
Section Times	0:58.48 [5] (0:13.62)	0:44.86 [5] (0:10.95)	0:33.91 [6] (0:11.18)	0:22.73 [6] (0:11.01)	0:11.72 [5] (0:11.72)										
Average Speed [km/h]	53.0	65.7	64.0	65.4	61.3										
Top Speed [km/h]	67.4	67.6	65.3	66.8	63.9										
Avg. Dist. to Rail [m]	3.0	0.6	1.2	1.0	1.8										
Avg. Stride Freq. [Hz]	2.4	2.4	2.4	2.5	2.4										
Avg. Stride Length [m]	6.3	7.4	7.5	7.2	7.2										





Horse/Jockey Name	Maikrow
Final Rank	6
Fastest Section Time (Section)	0:10.91 (800m)
Top Speed [km/h] (Section)	69.1 (Overall)
Race State	Finished

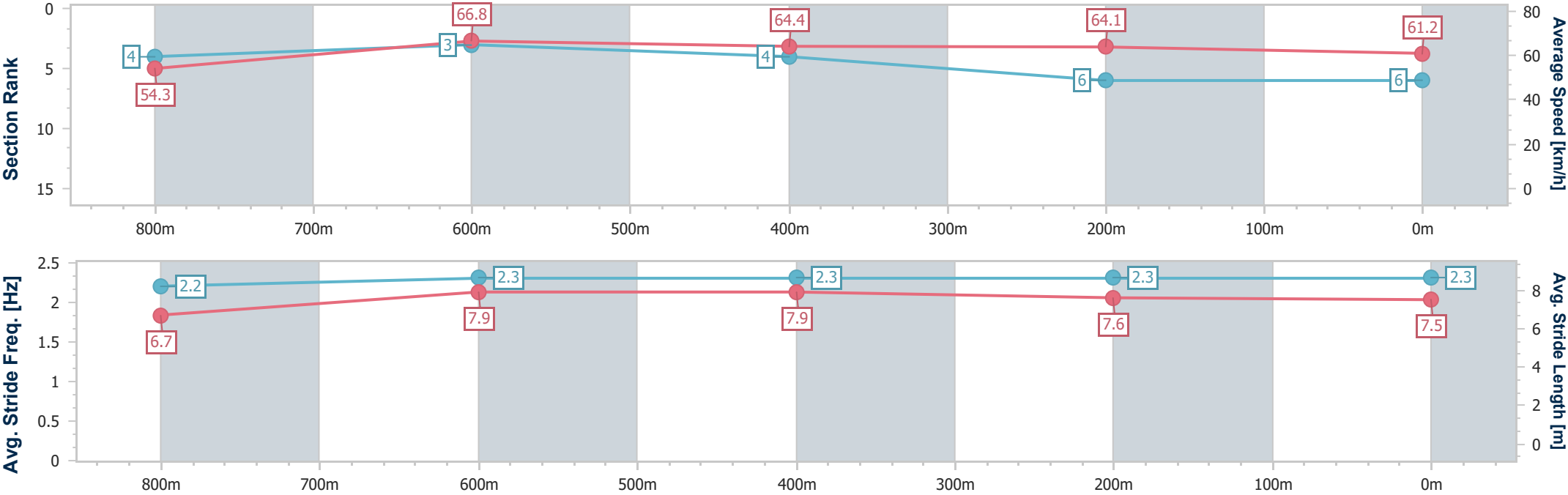


Eagle Farm Professional  
Race 6: ROAD TO MAGIC MILLIONS ON SALE NOW Class 1  
Handicap - 1000m  
20 September 2025 - 15:49  
Track Rating: Good 4, Weather: Fine, Rail Position: +4m Entire



BRISBANE  
RACING CLUB

Section	Overall	800m	600m	400m	200m										
Section Times	0:58.56 [6] (0:13.39)	0:45.17 [4] (0:10.91)	0:34.26 [3] (0:11.26)	0:23.00 [4] (0:11.21)	0:11.79 [6] (0:11.79)										
Average Speed [km/h]	54.3	66.8	64.4	64.1	61.2										
Top Speed [km/h]	69.1	69.0	65.1	65.2	64.1										
Avg. Dist. to Rail [m]	6.7	2.4	1.6	3.6	4.0										
Avg. Stride Freq. [Hz]	2.2	2.3	2.3	2.3	2.3										
Avg. Stride Length [m]	6.7	7.9	7.9	7.6	7.5										





Horse/Jockey Name	Intruder
Final Rank	7
Fastest Section Time (Section)	0:10.83 (800m)
Top Speed [km/h] (Section)	68.9 (800m)
Race State	Finished

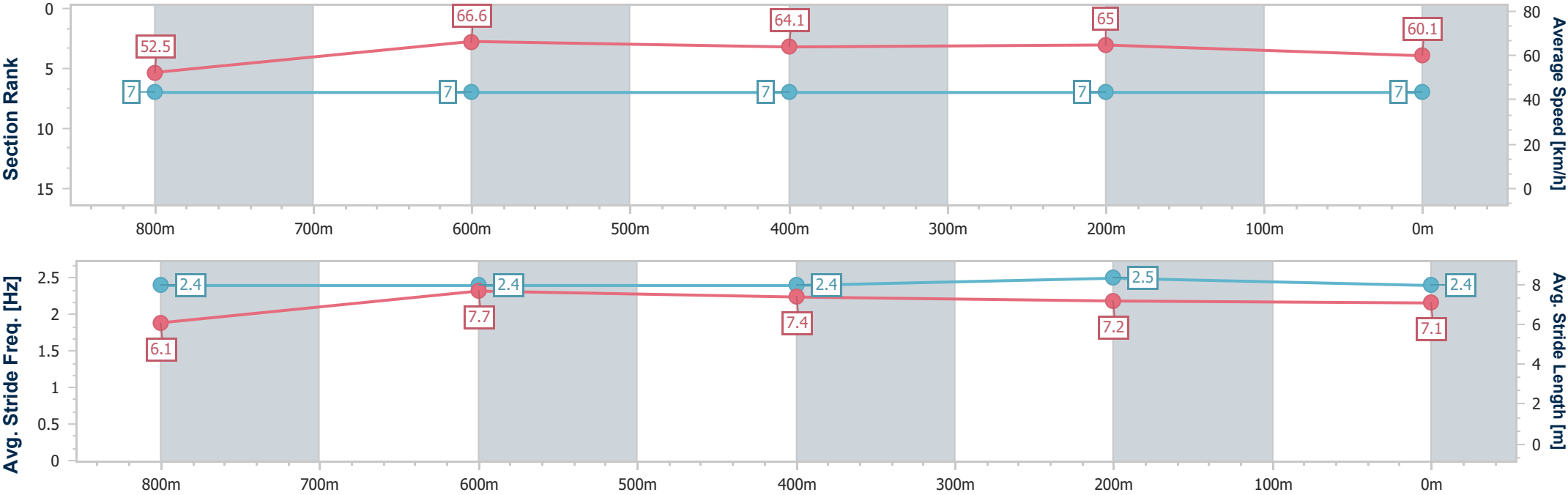


Eagle FarmProfessional  
Race 6: ROAD TO MAGIC MILLIONS ON SALE NOW Class 1  
Handicap - 1000m  
20 September 2025 - 15:49  
Track Rating: Good 4, Weather: Fine, Rail Position: +4m Entire



BRISBANE  
RACING CLUB

Section	Overall	800m	600m	400m	200m										
Section Times	0:58.87 [7] (0:13.80)	0:45.07 [7] (0:10.83)	0:34.24 [7] (0:11.16)	0:23.08 [7] (0:11.11)	0:11.97 [7] (0:11.97)										
Average Speed [km/h]	52.5	66.6	64.1	65.0	60.1										
Top Speed [km/h]	67.5	68.9	65.5	65.5	63.1										
Avg. Dist. to Rail [m]	6.1	0.9	1.3	2.9	3.8										
Avg. Stride Freq. [Hz]	2.4	2.4	2.4	2.5	2.4										
Avg. Stride Length [m]	6.1	7.7	7.4	7.2	7.1										



- [ ] Ranking at each section and finish
- .-.- No data available at this section
- NA No data available



## Eagle Farm Professional

### Race 7: U&U RECRUITMENT Class 2 Handicap - 1400m

20 September 2025 - 16:31



BRISBANE  
RACING CLUB

Track Rating: Good 4, Weather: Fine, Rail Position: +4m Entire

Section						Overall	1200m	1000m	800m	600m	400m	Last 600m	
Field Times						1:22.71 (0:13.49)	1:09.22 (0:10.69)	0:58.53 (0:11.16)	0:47.37 (0:11.35)	0:36.02 (0:11.40)	0:24.62 (0:11.69)	0:36.02	
Rank	TAB	Horse/Jockey	Barrier	Top Speed [km/h]	Fastest Section								Distance Travelled [m]
1	1	CHAMIERRO	5	67.9	0:10.81	1:22.71 [1]	1:09.05 [3]	0:58.24 [3]	0:46.87 [5]	0:35.42 [5]	0:24.17 [3]	0:35.42	
		Justin Huxtable		1200m	1200m	(0:13.66)	(0:10.81)	(0:11.37)	(0:11.45)	(0:11.25)	(0:11.59)		
2	3	ROCK THE SUNRISE	1	69.3	0:10.76	1:22.80 [2]	1:08.94 [4]	0:58.18 [5]	0:47.02 [3]	0:35.67 [3]	0:24.32 [2]	0:35.67	-3
		Daniel Moor		1200m	1200m	(0:13.86)	(0:10.76)	(0:11.16)	(0:11.35)	(0:11.35)	(0:11.44)		
3	5	HE'S FOR THE GIRLS	9	68.2	0:10.80	1:22.83 [3]	1:08.76 [7]	0:57.96 [7]	0:46.67 [8]	0:35.32 [9]	0:23.81 [8]	0:35.32	+1
		Jackson Murphy		1200m	1200m	(0:14.07)	(0:10.80)	(0:11.29)	(0:11.35)	(0:11.51)	(0:11.45)		
4	10	COOL RUNNING	2	68.0	0:10.80	1:22.90 [4]	1:09.02 [5]	0:58.22 [6]	0:46.79 [7]	0:35.55 [7]	0:23.97 [7]	0:35.55	-1
		Tahlia Fenlon		1200m	1200m	(0:13.88)	(0:10.80)	(0:11.43)	(0:11.24)	(0:11.58)	(0:11.50)		
5	4	ECCLESTONE	7	70.9	0:10.69	1:22.92 [5]	1:09.43 [1]	0:58.74 [1]	0:47.58 [1]	0:36.23 [1]	0:24.83 [1]	0:36.23	-3
		Chelsea Baker		1200m	1200m	(0:13.49)	(0:10.69)	(0:11.16)	(0:11.35)	(0:11.40)	(0:11.69)		
6	7	FIFTH FORCE	4	68.1	0:10.83	1:22.97 [6]	1:08.89 [8]	0:58.06 [8]	0:46.89 [6]	0:35.63 [6]	0:24.37 [4]	0:35.63	-6
		Jaden Lloyd		1200m	1200m	(0:14.08)	(0:10.83)	(0:11.17)	(0:11.26)	(0:11.26)	(0:11.62)		
7	14	READY TO IGNITE	8	69.6	0:10.83	1:23.26 [7]	1:08.77 [10]	0:57.94 [10]	0:46.79 [10]	0:35.37 [10]	0:24.02 [10]	0:35.37	+5
		Brandon Lerena		1000m	1200m	(0:14.49)	(0:10.83)	(0:11.15)	(0:11.42)	(0:11.35)	(0:11.42)		
8	8	RICKYTHESTEAMBOAT	6	66.8	0:10.94	1:23.97 [8]	1:09.77 [9]	0:58.83 [9]	0:47.65 [9]	0:36.47 [8]	0:25.10 [6]	0:36.47	-5
		Tiffani Brooker		1200m	1200m	(0:14.20)	(0:10.94)	(0:11.18)	(0:11.18)	(0:11.37)	(0:11.89)		
9	6	SOUTH SEA	10	68.7	0:10.68	1:24.38 [9]	1:10.45 [6]	0:59.77 [4]	0:48.56 [4]	0:37.11 [4]	0:25.30 [9]	0:37.11	+6
		Sean Cormack		1200m	1200m	(0:13.93)	(0:10.68)	(0:11.21)	(0:11.45)	(0:11.81)	(0:11.82)		
10	2	LUCIFER'S WAY	3	67.6	0:10.76	1:26.46 [10]	1:12.95 [2]	1:02.19 [2]	0:51.03 [2]	0:39.54 [2]	0:27.66 [5]	0:39.54	-1
		Georgina Cartwright		1200m	1200m	(0:13.51)	(0:10.76)	(0:11.16)	(0:11.49)	(0:11.88)	(0:12.48)		

Scratched: La Soeur (#12), Clubhouse (#13), Bolshevic Road (#9), Hollywood Epic (#11)

Report Created: Sat 20 September 2025 16:53 GM (Note: Timing is based on position data)

Page 1/12

[ ] Ranking at each section and finish  
-:-:- No data available at this section  
NA No data available

SCN Saddle cloth number  
DNF Did not finish  
DNT Did not track

data processed by  TRIPLESDATA



## Eagle Farm Professional

### Race 7: U&U RECRUITMENT Class 2 Handicap - 1400m

20 September 2025 - 16:31



BRISBANE  
RACING CLUB

Track Rating: Good 4, Weather: Fine, Rail Position: +4m Entire

Section Field Times				200m 0:12.93 (0:12.93)				Last 600m 0:36.02	
Rank	TAB	Horse/Jockey	Barrier	Top Speed [km/h]	Fastest Section	Margin		Distance Travelled [m]	
1	1	CHAMIERRO	5	67.9	0:10.81	0:12.58 [3]	1:22.71	0:35.42	
		Justin Huxtable		1200m	1200m	(0:12.58)			
2	3	ROCK THE SUNRISE	1	69.3	0:10.76	0:12.88 [2]	0.51L	0:35.67	-3
		Daniel Moor		1200m	1200m	(0:12.88)			
3	5	HE'S FOR THE GIRLS	9	68.2	0:10.80	0:12.36 [6]	0.69L	0:35.32	+1
		Jackson Murphy		1200m	1200m	(0:12.36)			
4	10	COOL RUNNING	2	68.0	0:10.80	0:12.47 [5]	1.1L	0:35.55	-1
		Tahlia Fenlon		1200m	1200m	(0:12.47)			
5	4	ECCLESTONE	7	70.9	0:10.69	0:13.14 [1]	1.22L	0:36.23	-3
		Chelsea Baker		1200m	1200m	(0:13.14)			
6	7	FIFTH FORCE	4	68.1	0:10.83	0:12.75 [4]	1.5L	0:35.63	-6
		Jaden Lloyd		1200m	1200m	(0:12.75)			
7	14	READY TO IGNITE	8	69.6	0:10.83	0:12.60 [7]	3.22L	0:35.37	+5
		Brandon Lerena		1000m	1200m	(0:12.60)			
8	8	RICKYTHESTEAMBOAT	6	66.8	0:10.94	0:13.21 [8]	7.39L	0:36.47	-5
		Tiffani Brooker		1200m	1200m	(0:13.21)			
9	6	SOUTH SEA	10	68.7	0:10.68	0:13.48 [9]	9.77L	0:37.11	+6
		Sean Cormack		1200m	1200m	(0:13.48)			
10	2	LUCIFER'S WAY	3	67.6	0:10.76	0:15.18 [10]	22.04L	0:39.54	-1
		Georgina Cartwright		1200m	1200m	(0:15.18)			

Scratched: La Soeur (#12), Clubhouse (#13), Bolshevic Road (#9), Hollywood Epic (#11)

Report Created: Sat 20 September 2025 16:53 GM (Note: Timing is based on position data)

Page 2/12

[ ] Ranking at each section and finish  
-:-:- No data available at this section  
NA No data available

SCN Saddle cloth number  
DNF Did not finish  
DNT Did not track

data processed by  TRIPLESDATA



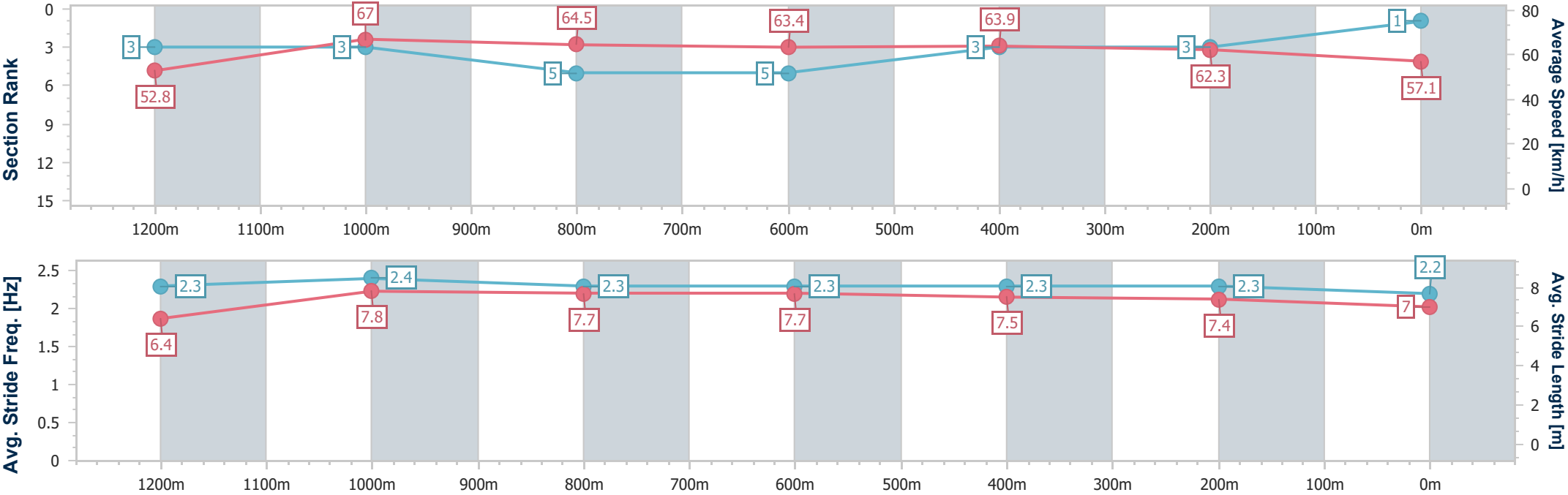
Horse/Jockey Name	Chamierro
Final Rank	1
Fastest Section Time (Section)	0:10.81 (1200m)
Top Speed [km/h] (Section)	67.9 (1200m)
Race State	Finished



Eagle FarmProfessional  
Race 7: U&U RECRUITMENT Class 2 Handicap - 1400m  
20 September 2025 - 16:31  
Track Rating: Good 4, Weather: Fine, Rail Position: +4m Entire



Section	Overall	1200m	1000m	800m	600m	400m	200m						
Section Times	1:22.71 [1] (0:13.66)	1:09.05 [3] (0:10.81)	0:58.24 [3] (0:11.37)	0:46.87 [5] (0:11.45)	0:35.42 [5] (0:11.25)	0:24.17 [3] (0:11.59)	0:12.58 [3] (0:12.58)						
Average Speed [km/h]	52.8	67.0	64.5	63.4	63.9	62.3	57.1						
Top Speed [km/h]	65.9	67.9	65.9	64.4	64.9	64.2	60.3						
Avg. Dist. to Rail [m]	4.3	4.1	4.2	1.7	0.7	7.1	9.9						
Avg. Stride Freq. [Hz]	2.3	2.4	2.3	2.3	2.3	2.3	2.2						
Avg. Stride Length [m]	6.4	7.8	7.7	7.7	7.5	7.4	7.0						





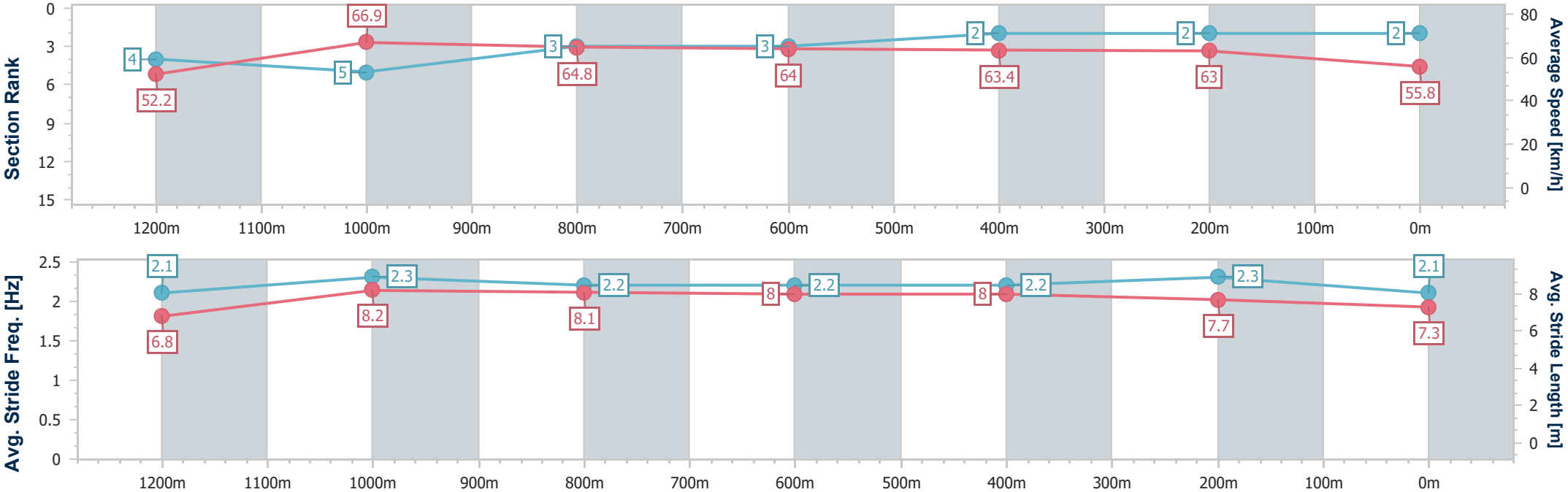
Horse/Jockey Name	Rock The Sunrise
Final Rank	2
Fastest Section Time (Section)	0:10.76 (1200m)
Top Speed [km/h] (Section)	69.3 (1200m)
Race State	Finished



Eagle FarmProfessional  
Race 7: U&U RECRUITMENT Class 2 Handicap - 1400m  
20 September 2025 - 16:31  
Track Rating: Good 4, Weather: Fine, Rail Position: +4m Entire



Section	Overall	1200m	1000m	800m	600m	400m	200m						
Section Times	1:22.80 [2] (0:13.86)	1:08.94 [4] (0:10.76)	0:58.18 [5] (0:11.16)	0:47.02 [3] (0:11.35)	0:35.67 [3] (0:11.35)	0:24.32 [2] (0:11.44)	0:12.88 [2] (0:12.88)						
Average Speed [km/h]	52.2	66.9	64.8	64.0	63.4	63.0	55.8						
Top Speed [km/h]	65.2	69.3	66.3	65.4	65.6	65.5	59.9						
Avg. Dist. to Rail [m]	0.8	1.4	1.3	1.7	0.6	3.4	4.6						
Avg. Stride Freq. [Hz]	2.1	2.3	2.2	2.2	2.2	2.3	2.1						
Avg. Stride Length [m]	6.8	8.2	8.1	8.0	8.0	7.7	7.3						







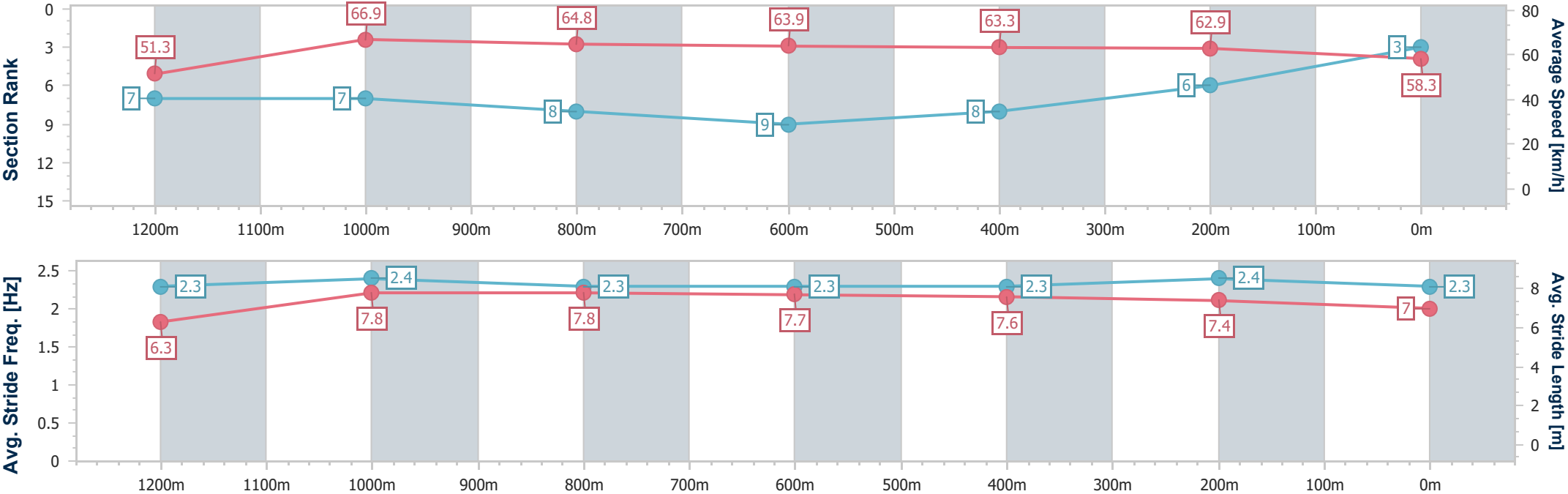
Horse/Jockey Name	He's For The Girls
Final Rank	3
Fastest Section Time (Section)	0:10.80 (1200m)
Top Speed [km/h] (Section)	68.2 (1200m)
Race State	Finished



Eagle FarmProfessional  
Race 7: U&U RECRUITMENT Class 2 Handicap - 1400m  
20 September 2025 - 16:31  
Track Rating: Good 4, Weather: Fine, Rail Position: +4m Entire



Section	Overall	1200m	1000m	800m	600m	400m	200m						
Section Times	1:22.83 [3] (0:14.07)	1:08.76 [7] (0:10.80)	0:57.96 [7] (0:11.29)	0:46.67 [8] (0:11.35)	0:35.32 [9] (0:11.51)	0:23.81 [8] (0:11.45)	0:12.36 [6] (0:12.36)						
Average Speed [km/h]	51.3	66.9	64.8	63.9	63.3	62.9	58.3						
Top Speed [km/h]	66.5	68.2	66.3	65.0	63.9	64.3	61.5						
Avg. Dist. to Rail [m]	6.1	3.4	3.1	2.1	2.2	8.2	10.5						
Avg. Stride Freq. [Hz]	2.3	2.4	2.3	2.3	2.3	2.4	2.3						
Avg. Stride Length [m]	6.3	7.8	7.8	7.7	7.6	7.4	7.0						





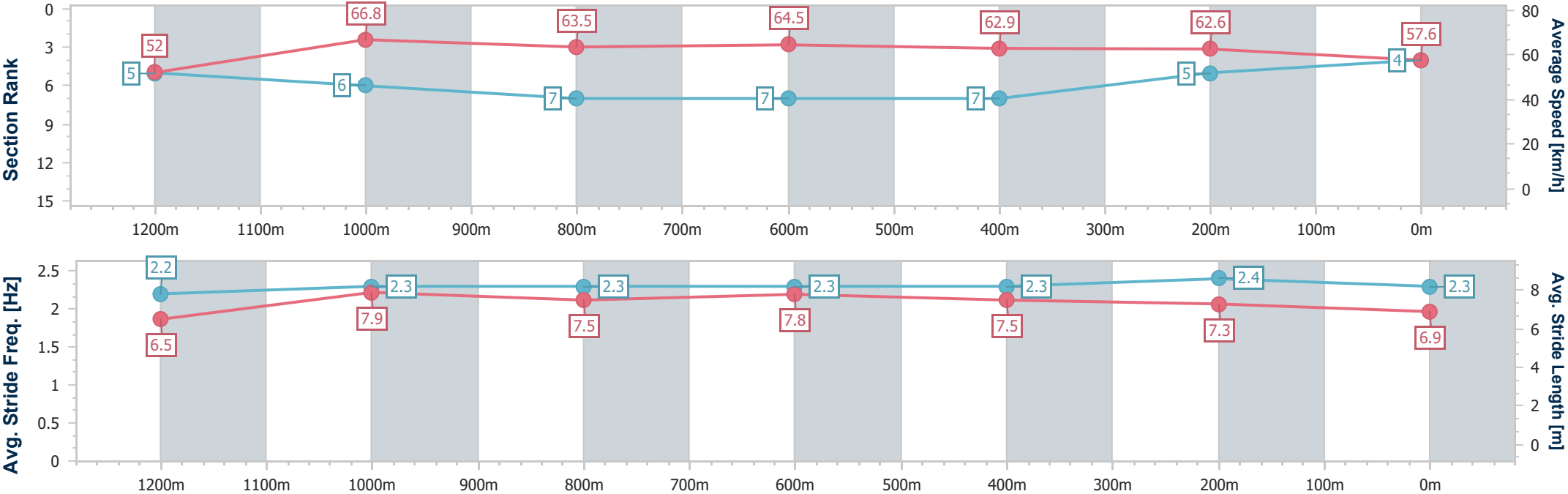
Horse/Jockey Name	Cool Running
Final Rank	4
Fastest Section Time (Section)	0:10.80 (1200m)
Top Speed [km/h] (Section)	68.0 (1200m)
Race State	Finished



Eagle FarmProfessional  
Race 7: U&U RECRUITMENT Class 2 Handicap - 1400m  
20 September 2025 - 16:31  
Track Rating: Good 4, Weather: Fine, Rail Position: +4m Entire



Section	Overall	1200m	1000m	800m	600m	400m	200m						
Section Times	1:22.90 [4] (0:13.88)	1:09.02 [5] (0:10.80)	0:58.22 [6] (0:11.43)	0:46.79 [7] (0:11.24)	0:35.55 [7] (0:11.58)	0:23.97 [7] (0:11.50)	0:12.47 [5] (0:12.47)						
Average Speed [km/h]	52.0	66.8	63.5	64.5	62.9	62.6	57.6						
Top Speed [km/h]	65.4	68.0	65.8	65.9	63.4	63.8	60.7						
Avg. Dist. to Rail [m]	1.0	2.1	2.1	1.7	2.0	7.8	10.3						
Avg. Stride Freq. [Hz]	2.2	2.3	2.3	2.3	2.3	2.4	2.3						
Avg. Stride Length [m]	6.5	7.9	7.5	7.8	7.5	7.3	6.9						





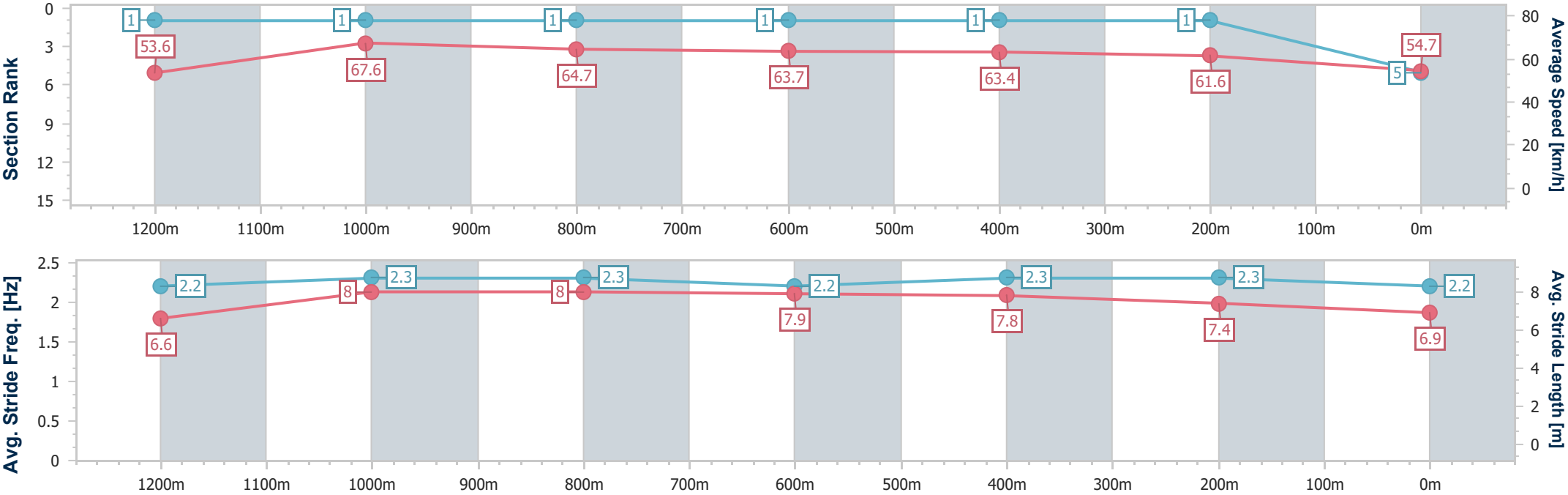
Horse/Jockey Name	Ecclestone
Final Rank	5
Fastest Section Time (Section)	0:10.69 (1200m)
Top Speed [km/h] (Section)	70.9 (1200m)
Race State	Finished



Eagle FarmProfessional  
Race 7: U&U RECRUITMENT Class 2 Handicap - 1400m  
20 September 2025 - 16:31  
Track Rating: Good 4, Weather: Fine, Rail Position: +4m Entire



Section	Overall	1200m	1000m	800m	600m	400m	200m						
Section Times	1:22.92 [5] (0:13.49)	1:09.43 [1] (0:10.69)	0:58.74 [1] (0:11.16)	0:47.58 [1] (0:11.35)	0:36.23 [1] (0:11.40)	0:24.83 [1] (0:11.69)	0:13.14 [1] (0:13.14)						
Average Speed [km/h]	53.6	67.6	64.7	63.7	63.4	61.6	54.7						
Top Speed [km/h]	69.5	70.9	65.3	65.5	63.9	63.8	58.8						
Avg. Dist. to Rail [m]	5.3	3.2	0.9	0.8	0.9	4.1	5.2						
Avg. Stride Freq. [Hz]	2.2	2.3	2.3	2.2	2.3	2.3	2.2						
Avg. Stride Length [m]	6.6	8.0	8.0	7.9	7.8	7.4	6.9						





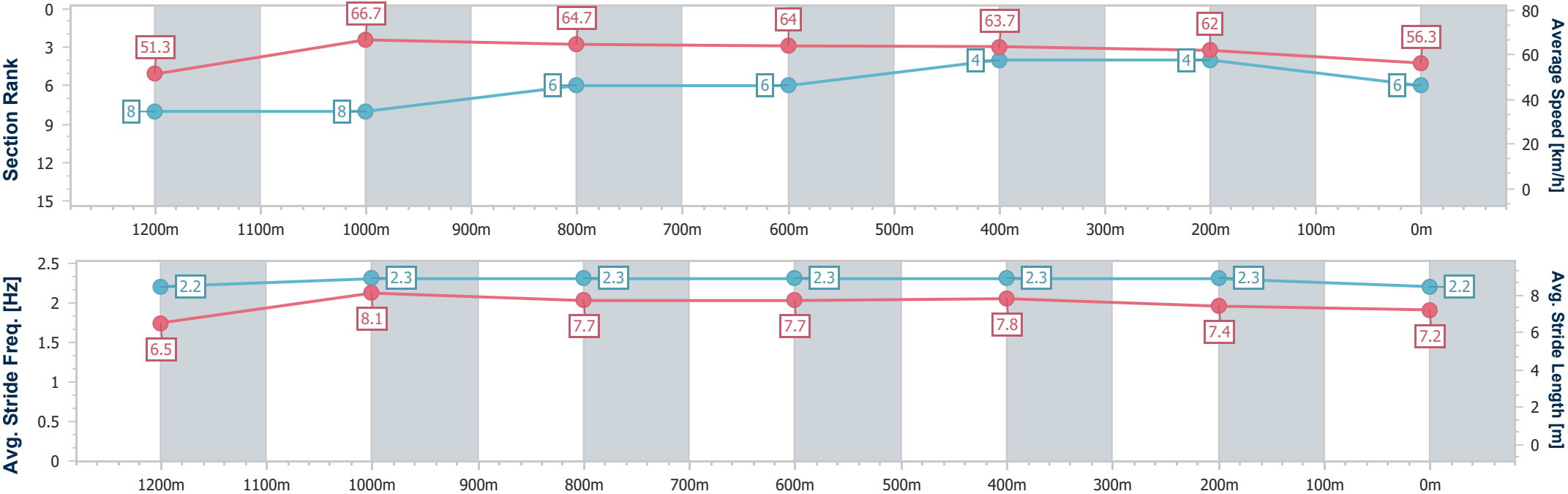
Horse/Jockey Name	Fifth Force
Final Rank	6
Fastest Section Time (Section)	0:10.83 (1200m)
Top Speed [km/h] (Section)	68.1 (1200m)
Race State	Finished



Eagle FarmProfessional  
Race 7: U&U RECRUITMENT Class 2 Handicap - 1400m  
20 September 2025 - 16:31  
Track Rating: Good 4, Weather: Fine, Rail Position: +4m Entire



Section	Overall	1200m	1000m	800m	600m	400m	200m						
Section Times	1:22.97 [6] (0:14.08)	1:08.89 [8] (0:10.83)	0:58.06 [8] (0:11.17)	0:46.89 [6] (0:11.26)	0:35.63 [6] (0:11.26)	0:24.37 [4] (0:11.62)	0:12.75 [4] (0:12.75)						
Average Speed [km/h]	51.3	66.7	64.7	64.0	63.7	62.0	56.3						
Top Speed [km/h]	63.7	68.1	66.3	66.0	64.9	64.2	60.4						
Avg. Dist. to Rail [m]	3.2	1.6	1.3	0.6	1.5	5.7	8.6						
Avg. Stride Freq. [Hz]	2.2	2.3	2.3	2.3	2.3	2.3	2.2						
Avg. Stride Length [m]	6.5	8.1	7.7	7.7	7.8	7.4	7.2						



[ ] Ranking at each section and finish  
-.-.- No data available at this section  
NA No data available



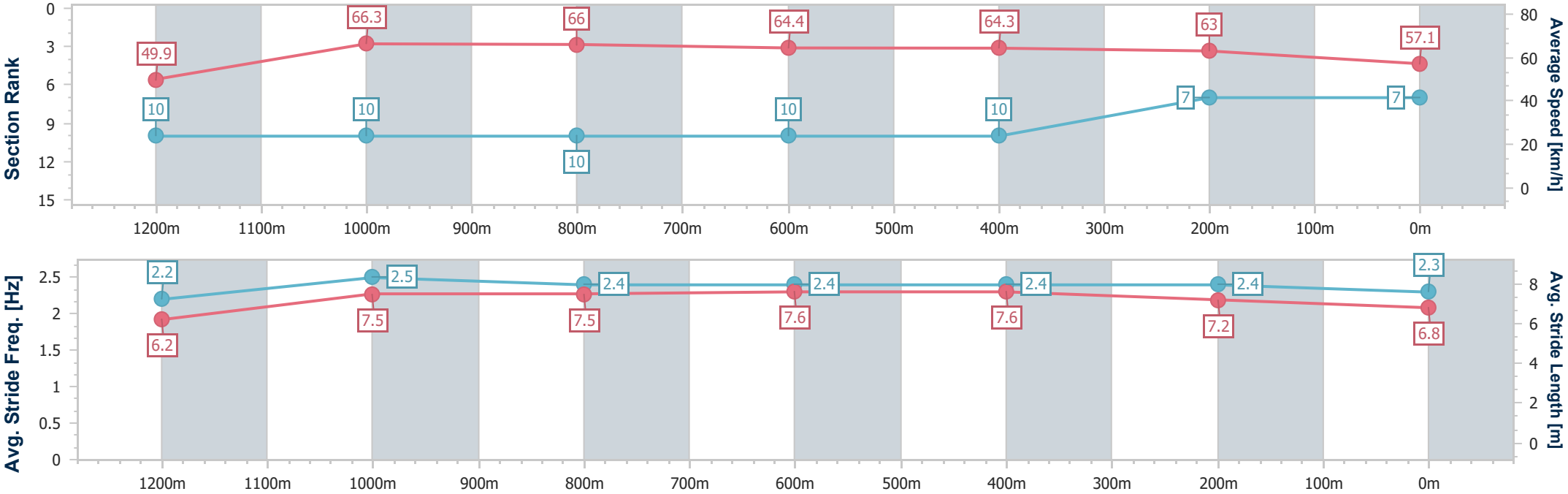
Horse/Jockey Name	Ready To Ignite
Final Rank	7
Fastest Section Time (Section)	0:10.83 (1200m)
Top Speed [km/h] (Section)	69.6 (1000m)
Race State	Finished



Eagle FarmProfessional  
Race 7: U&U RECRUITMENT Class 2 Handicap - 1400m  
20 September 2025 - 16:31  
Track Rating: Good 4, Weather: Fine, Rail Position: +4m Entire



Section	Overall	1200m	1000m	800m	600m	400m	200m						
Section Times	1:23.26 [7] (0:14.49)	1:08.77 [10] (0:10.83)	0:57.94 [10] (0:11.15)	0:46.79 [10] (0:11.42)	0:35.37 [10] (0:11.35)	0:24.02 [10] (0:11.42)	0:12.60 [7] (0:12.60)						
Average Speed [km/h]	49.9	66.3	66.0	64.4	64.3	63.0	57.1						
Top Speed [km/h]	65.3	68.8	69.6	65.2	65.2	64.4	60.8						
Avg. Dist. to Rail [m]	5.3	3.7	4.0	3.8	2.7	8.8	11.0						
Avg. Stride Freq. [Hz]	2.2	2.5	2.4	2.4	2.4	2.4	2.3						
Avg. Stride Length [m]	6.2	7.5	7.5	7.6	7.6	7.2	6.8						





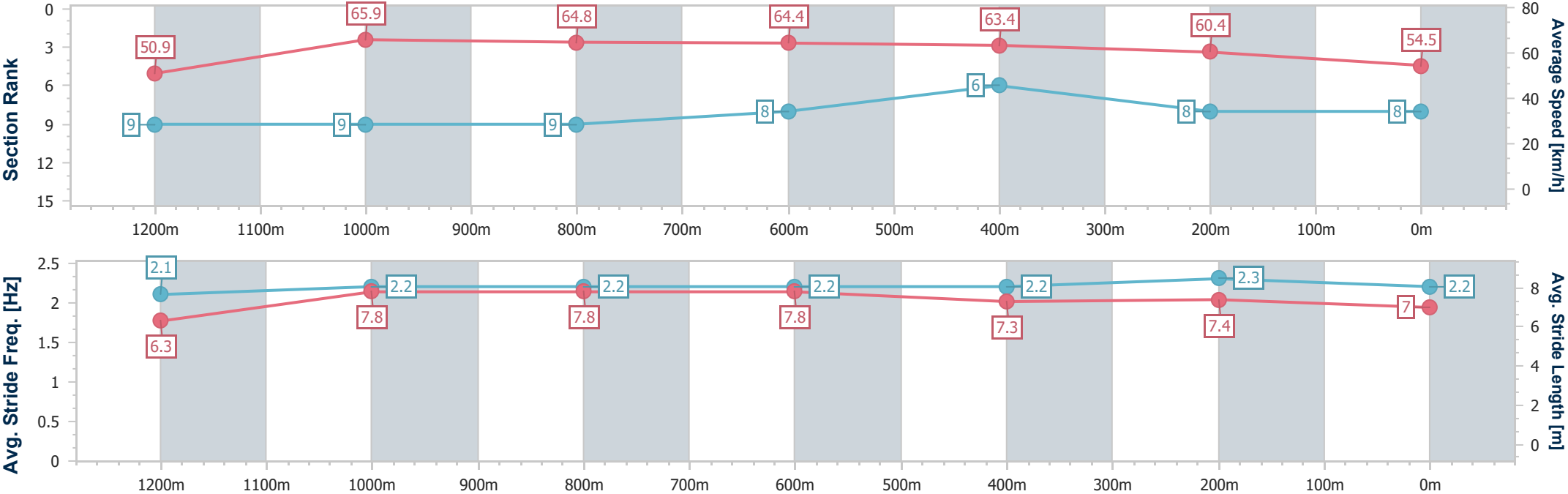
Horse/Jockey Name	Rickythesteamboat
Final Rank	8
Fastest Section Time (Section)	0:10.94 (1200m)
Top Speed [km/h] (Section)	66.8 (1200m)
Race State	Finished



Eagle Farm Professional  
Race 7: U&U RECRUITMENT Class 2 Handicap - 1400m  
20 September 2025 - 16:31  
Track Rating: Good 4, Weather: Fine, Rail Position: +4m Entire



Section	Overall	1200m	1000m	800m	600m	400m	200m						
Section Times	1:23.97 [8] (0:14.20)	1:09.77 [9] (0:10.94)	0:58.83 [9] (0:11.18)	0:47.65 [9] (0:11.18)	0:36.47 [8] (0:11.37)	0:25.10 [6] (0:11.89)	0:13.21 [8] (0:13.21)						
Average Speed [km/h]	50.9	65.9	64.8	64.4	63.4	60.4	54.5						
Top Speed [km/h]	64.7	66.8	65.5	65.0	63.9	63.3	58.3						
Avg. Dist. to Rail [m]	4.3	3.0	1.5	0.3	0.6	2.8	5.4						
Avg. Stride Freq. [Hz]	2.1	2.2	2.2	2.2	2.2	2.3	2.2						
Avg. Stride Length [m]	6.3	7.8	7.8	7.8	7.3	7.4	7.0						





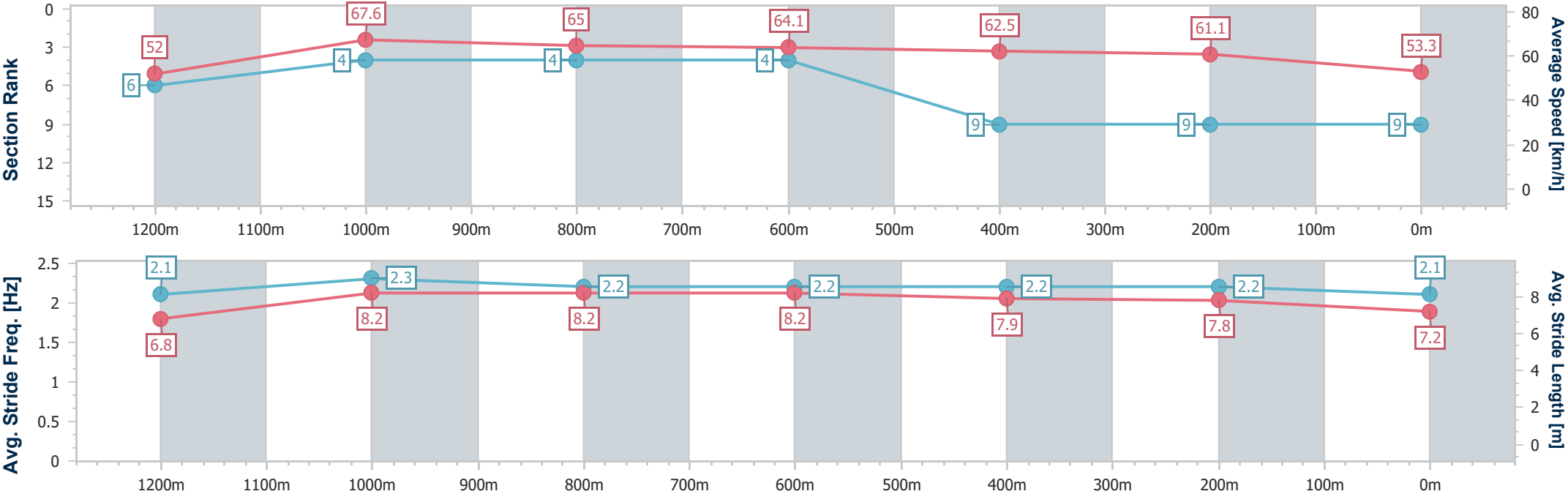
Horse/Jockey Name	South Sea
Final Rank	9
Fastest Section Time (Section)	0:10.68 (1200m)
Top Speed [km/h] (Section)	68.7 (1200m)
Race State	Finished



Eagle FarmProfessional  
Race 7: U&U RECRUITMENT Class 2 Handicap - 1400m  
20 September 2025 - 16:31  
Track Rating: Good 4, Weather: Fine, Rail Position: +4m Entire



Section	Overall	1200m	1000m	800m	600m	400m	200m						
Section Times	1:24.38 [9] (0:13.93)	1:10.45 [6] (0:10.68)	0:59.77 [4] (0:11.21)	0:48.56 [4] (0:11.45)	0:37.11 [4] (0:11.81)	0:25.30 [9] (0:11.82)	0:13.48 [9] (0:13.48)						
Average Speed [km/h]	52.0	67.6	65.0	64.1	62.5	61.1	53.3						
Top Speed [km/h]	66.9	68.7	66.5	65.3	63.4	63.1	57.6						
Avg. Dist. to Rail [m]	6.8	3.6	2.8	4.2	5.0	9.2	9.9						
Avg. Stride Freq. [Hz]	2.1	2.3	2.2	2.2	2.2	2.2	2.1						
Avg. Stride Length [m]	6.8	8.2	8.2	8.2	7.9	7.8	7.2						





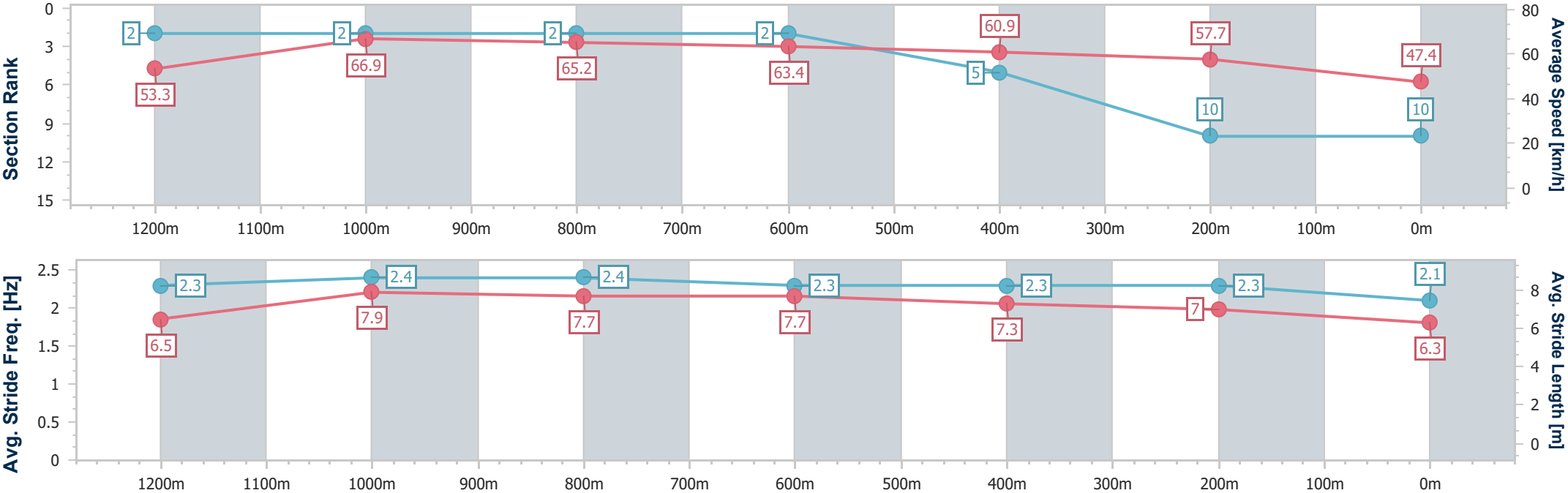
Horse/Jockey Name	Lucifer's Way
Final Rank	10
Fastest Section Time (Section)	0:10.76 (1200m)
Top Speed [km/h] (Section)	67.6 (1200m)
Race State	Finished



Eagle FarmProfessional  
Race 7: U&U RECRUITMENT Class 2 Handicap - 1400m  
20 September 2025 - 16:31  
Track Rating: Good 4, Weather: Fine, Rail Position: +4m Entire



Section	Overall	1200m	1000m	800m	600m	400m	200m						
Section Times	1:26.46 [10] (0:13.51)	1:12.95 [2] (0:10.76)	1:02.19 [2] (0:11.16)	0:51.03 [2] (0:11.49)	0:39.54 [2] (0:11.88)	0:27.66 [5] (0:12.48)	0:15.18 [10] (0:15.18)						
Average Speed [km/h]	53.3	66.9	65.2	63.4	60.9	57.7	47.4						
Top Speed [km/h]	66.2	67.6	66.7	64.9	61.9	60.9	53.3						
Avg. Dist. to Rail [m]	1.8	0.6	2.2	2.2	1.6	4.1	4.7						
Avg. Stride Freq. [Hz]	2.3	2.4	2.4	2.3	2.3	2.3	2.1						
Avg. Stride Length [m]	6.5	7.9	7.7	7.7	7.3	7.0	6.3						







# Eagle FarmProfessional

## Race 8: LADBROKES FORM GENIUS BENCHMARK 60 Handicap - 1820m

20 September 2025 - 17:06



BRISBANE  
RACING CLUB

Track Rating: Good 4, Weather: Fine, Rail Position: +4m Entire

Section						Overall	1600m	1400m	1200m	1000m	800m	600m	Last 600m
Field Times						1:50.60 (0:15.26)	1:35.34 (0:11.66)	1:23.68 (0:11.65)	1:12.03 (0:12.11)	0:59.92 (0:12.32)	0:47.60 (0:12.04)	0:35.56 (0:11.63)	0:35.56
Rank	TAB	Horse/Jockey	Barrier	Top Speed [km/h]	Fastest Section								Distance Travelled [m]
1	11	EVELYN MAY Sean Cormack	7	64.9 400m	0:11.26 400m	1:50.60 [1] (0:16.01)	1:34.59 [6] (0:11.79)	1:22.80 [6] (0:11.76)	1:11.04 [6] (0:12.04)	0:59.00 [6] (0:12.17)	0:46.83 [6] (0:12.00)	0:34.83 [7] (0:11.38)	0:34.83
2	3	VICTORY FLAME Tahlia Fenlon	1	63.4 600m	0:11.50 400m	1:50.60 [2] (0:15.71)	1:34.89 [4] (0:11.80)	1:23.09 [5] (0:11.75)	1:11.34 [5] (0:11.95)	0:59.39 [4] (0:12.09)	0:47.30 [4] (0:11.96)	0:35.34 [3] (0:11.55)	0:35.34 -7
3	1	SUNLORD Justin Huxtable	6	64.2 400m	0:11.49 600m	1:50.85 [3] (0:15.44)	1:35.41 [2] (0:11.69)	1:23.72 [2] (0:11.74)	1:11.98 [2] (0:12.01)	0:59.97 [2] (0:12.14)	0:47.83 [2] (0:12.16)	0:35.67 [2] (0:11.49)	0:35.67 -3
4	13	ROAD TO PARADISE Daniel Moor	4	64.8 600m	0:11.34 600m	1:50.88 [4] (0:16.34)	1:34.54 [10] (0:11.98)	1:22.56 [9] (0:11.85)	1:10.71 [9] (0:11.95)	0:58.76 [9] (0:12.00)	0:46.76 [9] (0:11.81)	0:34.95 [9] (0:11.34)	0:34.95 -1
5	8	LOYALTY COUNTS Dylan Turner	8	64.7 600m	0:11.42 400m	1:51.01 [5] (0:16.02)	1:34.99 [7] (0:12.09)	1:22.90 [8] (0:11.81)	1:11.09 [8] (0:12.00)	0:59.09 [8] (0:12.05)	0:47.04 [8] (0:11.79)	0:35.25 [6] (0:11.55)	0:35.25 +2
6	15	SECURITY ADVISOR Montana Philpot	11	65.3 1600m	0:11.51 1600m	1:51.28 [6] (0:15.76)	1:35.52 [5] (0:11.51)	1:24.01 [3] (0:11.67)	1:12.34 [3] (0:12.00)	1:00.34 [3] (0:12.16)	0:48.18 [3] (0:12.16)	0:36.02 [4] (0:11.73)	0:36.02 +1
7	6	HAZEY HILL Kyle Wilson-Taylor	5	62.9 400m	0:11.65 1400m	1:51.36 [7] (0:15.26)	1:36.10 [1] (0:11.66)	1:24.44 [1] (0:11.65)	1:12.79 [1] (0:12.11)	1:00.68 [1] (0:12.32)	0:48.36 [1] (0:12.04)	0:36.32 [1] (0:11.65)	0:36.32 -8
8	17	ARISTELLA Jackson Murphy	10	64.4 400m	0:11.47 400m	1:51.93 [8] (0:16.31)	1:35.62 [9] (0:12.31)	1:23.31 [10] (0:11.91)	1:11.40 [10] (0:11.90)	0:59.50 [10] (0:12.02)	0:47.48 [11] (0:11.82)	0:35.66 [10] (0:11.53)	0:35.66 +2
9	12	ALECIA Georgina Cartwright	2	63.3 1600m	0:11.74 1600m	1:52.22 [9] (0:15.67)	1:36.55 [3] (0:11.74)	1:24.81 [4] (0:11.79)	1:13.02 [4] (0:12.02)	1:01.00 [5] (0:12.12)	0:48.88 [5] (0:12.05)	0:36.83 [5] (0:11.85)	0:36.83 -3
10	20	ANOTHER DAZZLER Siobhan Rutledge	9	62.4 600m	0:11.69 600m	1:52.30 [10] (0:16.75)	1:35.55 [11] (0:11.94)	1:23.61 [11] (0:11.90)	1:11.71 [11] (0:11.85)	0:59.86 [11] (0:11.98)	0:47.88 [10] (0:11.95)	0:35.93 [11] (0:11.69)	0:35.93 -7

Scratched: Planned Encounter (#18), Wonderland Star (#5), Laridae (#7), Rapid Cheval (#10), Use Your Illusion (#4), Forty Times (#16), Atlantic Royal (#19), Pickaxe (#9), Sweet Proposal (#2)

Report Created: Sat 20 September 2025 17:23 GM (Note: Timing is based on position data)

Page 1/15

[ ] Ranking at each section and finish  
-:-:- No data available at this section  
NA No data available

SCN Saddle cloth number  
DNF Did not finish  
DNT Did not track

data processed by  TRIPLES DATA



## Eagle Farm Professional

### Race 8: LADBROKES FORM GENIUS BENCHMARK 60 Handicap - 1820m

20 September 2025 - 17:06



BRISBANE  
RACING CLUB

Track Rating: Good 4, Weather: Fine, Rail Position: +4m Entire

Section						Overall	1600m	1400m	1200m	1000m	800m	600m	Last 600m	
Field Times						1:50.60 (0:15.26)	1:35.34 (0:11.66)	1:23.68 (0:11.65)	1:12.03 (0:12.11)	0:59.92 (0:12.32)	0:47.60 (0:12.04)	0:35.56 (0:11.63)	0:35.56	
Rank	TAB	Horse/Jockey	Barrier	Top Speed [km/h]	Fastest Section	Distance Travelled [m]								
11	14	WHISKEY TOWER	3	62.1	0:11.81	1:54.94 [11]	1:38.70 [8]	1:26.88 [7]	1:15.07 [7]	1:03.11 [7]	0:51.07 [7]	0:39.14 [8]	0:39.14	-6
		Tiffani Brooker		1400m	1400m	(0:16.24)	(0:11.82)	(0:11.81)	(0:11.96)	(0:12.04)	(0:11.93)	(0:11.92)		

Scratched: Planned Encounter (#18), Wonderland Star (#5), Laridae (#7), Rapid Cheval (#10), Use Your Illusion (#4), Forty Times (#16), Atlantic Royal (#19), Pickaxe (#9), Sweet Proposal (#2)



# Eagle Farm Professional

## Race 8: LADBROKES FORM GENIUS BENCHMARK 60 Handicap - 1820m

20 September 2025 - 17:06



BRISBANE  
RACING CLUB

Track Rating: Good 4, Weather: Fine, Rail Position: +4m Entire

Section						400m	200m			Last 600m		
Field Times						0:23.93 (0:11.52)	0:12.41 (0:12.41)			0:35.56		
Rank	TAB	Horse/Jockey	Barrier	Top Speed [km/h]	Fastest Section			Margin			Distance Travelled [m]	
1	11	EVELYN MAY	7	64.9	0:11.26	0:23.45 [5]	0:12.19 [4]	1:50.60			0:34.83	
		Sean Cormack		400m	400m	(0:11.26)	(0:12.19)					
2	3	VICTORY FLAME	1	63.4	0:11.50	0:23.79 [3]	0:12.29 [2]	0.04L			0:35.34	-7
		Tahlia Fenlon		600m	400m	(0:11.50)	(0:12.29)					
3	1	SUNLORD	6	64.2	0:11.49	0:24.18 [1]	0:12.66 [1]	1.51L			0:35.67	-3
		Justin Huxtable		400m	600m	(0:11.52)	(0:12.66)					
4	13	ROAD TO PARADISE	4	64.8	0:11.34	0:23.61 [7]	0:12.27 [5]	1.64L			0:34.95	-1
		Daniel Moor		600m	600m	(0:11.34)	(0:12.27)					
5	8	LOYALTY COUNTS	8	64.7	0:11.42	0:23.70 [8]	0:12.28 [6]	2.44L			0:35.25	+2
		Dylan Turner		600m	400m	(0:11.42)	(0:12.28)					
6	15	SECURITY ADVISOR	11	65.3	0:11.51	0:24.29 [4]	0:12.49 [7]	4.04L			0:36.02	+1
		Montana Philpot		1600m	1600m	(0:11.80)	(0:12.49)					
7	6	HAZEY HILL	5	62.9	0:11.65	0:24.67 [2]	0:12.95 [3]	4.46L			0:36.32	-8
		Kyle Wilson-Taylor		400m	1400m	(0:11.72)	(0:12.95)					
8	17	ARISTELLA	10	64.4	0:11.47	0:24.13 [10]	0:12.66 [9]	7.8L			0:35.66	+2
		Jackson Murphy		400m	400m	(0:11.47)	(0:12.66)					
9	12	ALECIA	2	63.3	0:11.74	0:24.98 [6]	0:12.96 [8]	9.53L			0:36.83	-3
		Georgina Cartwright		1600m	1600m	(0:12.02)	(0:12.96)					
10	20	ANOTHER DAZZLER	9	62.4	0:11.69	0:24.24 [11]	0:12.45 [10]	10.03L			0:35.93	-7
		Siobhan Rutledge		600m	600m	(0:11.79)	(0:12.45)					

Scratched: Planned Encounter (#18), Wonderland Star (#5), Laridae (#7), Rapid Cheval (#10), Use Your Illusion (#4), Forty Times (#16), Atlantic Royal (#19), Pickaxe (#9), Sweet Proposal (#2)

Report Created: Sat 20 September 2025 17:23 GM (Note: Timing is based on position data)

Page 3/15

[ ] Ranking at each section and finish  
-:-:- No data available at this section  
NA No data available

SCN Saddle cloth number  
DNF Did not finish  
DNT Did not track

data processed by  TRIPLESDATA



## Eagle Farm Professional

### Race 8: LADBROKES FORM GENIUS BENCHMARK 60 Handicap - 1820m

20 September 2025 - 17:06



BRISBANE  
RACING CLUB

Track Rating: Good 4, Weather: Fine, Rail Position: +4m Entire

Section		400m		200m		Last 600m	
Field Times		0:23.93 (0:11.52)		0:12.41 (0:12.41)		0:35.56	
Rank	TAB Horse/Jockey	Barrier	Top Speed [km/h]	Fastest Section	Margin		Distance Travelled [m]
11	14 WHISKEY TOWER	3	62.1	0:11.81	0:27.22 [9]	0:14.66 [11]	25.56L
	Tiffani Brooker		1400m	1400m	(0:12.56)	(0:14.66)	0:39.14 -6

Scratched: Planned Encounter (#18), Wonderland Star (#5), Laridae (#7), Rapid Cheval (#10), Use Your Illusion (#4), Forty Times (#16), Atlantic Royal (#19), Pickaxe (#9), Sweet Proposal (#2)



Horse/Jockey Name	Evelyn May
Final Rank	1
Fastest Section Time (Section)	0:11.26 (400m)
Top Speed [km/h] (Section)	64.9 (400m)
Race State	Finished



Eagle FarmProfessional  
Race 8: LADBROKES FORM GENIUS BENCHMARK 60  
Handicap - 1820m

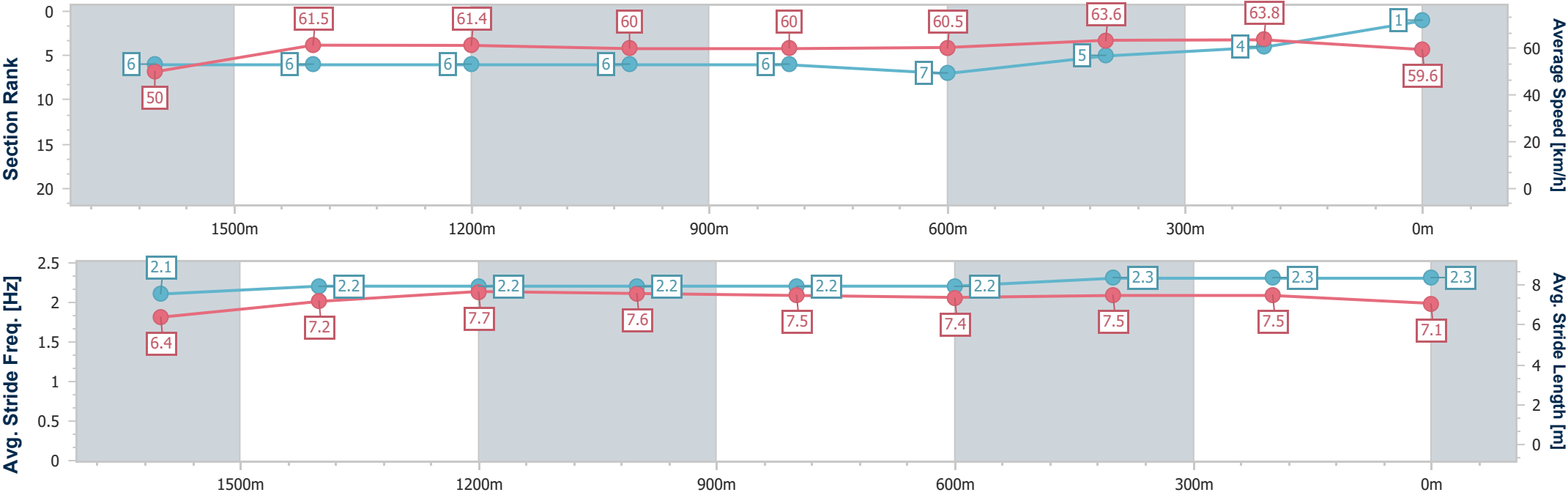
20 September 2025 - 17:06

Track Rating: Good 4, Weather: Fine, Rail Position: +4m Entire



BRISBANE  
RACING CLUB

Section	Overall	1600m	1400m	1200m	1000m	800m	600m	400m	200m				
Section Times	1:50.60 [1] (0:16.01)	1:34.59 [6] (0:11.79)	1:22.80 [6] (0:11.76)	1:11.04 [6] (0:12.04)	0:59.00 [6] (0:12.17)	0:46.83 [6] (0:12.00)	0:34.83 [7] (0:11.38)	0:23.45 [5] (0:11.26)	0:12.19 [4] (0:12.19)				
Average Speed [km/h]	50.0	61.5	61.4	60.0	60.0	60.5	63.6	63.8	59.6				
Top Speed [km/h]	60.9	62.0	61.8	61.7	61.2	61.8	64.8	64.9	62.8				
Avg. Dist. to Rail [m]	5.2	2.8	3.8	3.7	2.9	1.6	1.1	3.5	3.4				
Avg. Stride Freq. [Hz]	2.1	2.2	2.2	2.2	2.2	2.2	2.3	2.3	2.3				
Avg. Stride Length [m]	6.4	7.2	7.7	7.6	7.5	7.4	7.5	7.5	7.1				





Horse/Jockey Name	Victory Flame
Final Rank	2
Fastest Section Time (Section)	0:11.50 (400m)
Top Speed [km/h] (Section)	63.4 (600m)
Race State	Finished



Eagle FarmProfessional  
Race 8: LADBROKES FORM GENIUS BENCHMARK 60  
Handicap - 1820m

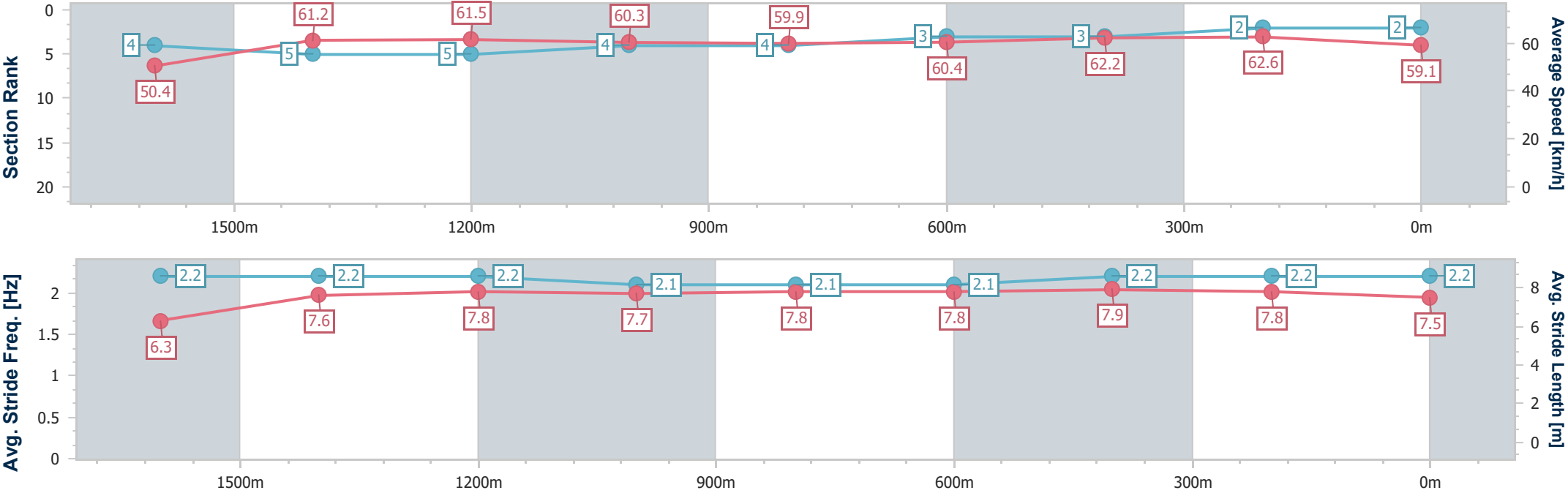
20 September 2025 - 17:06

Track Rating: Good 4, Weather: Fine, Rail Position: +4m Entire



BRISBANE  
RACING CLUB

Section	Overall	1600m	1400m	1200m	1000m	800m	600m	400m	200m				
Section Times	1:50.60 [2] (0:15.71)	1:34.89 [4] (0:11.80)	1:23.09 [5] (0:11.75)	1:11.34 [5] (0:11.95)	0:59.39 [4] (0:12.09)	0:47.30 [4] (0:11.96)	0:35.34 [3] (0:11.55)	0:23.79 [3] (0:11.50)	0:12.29 [2] (0:12.29)				
Average Speed [km/h]	50.4	61.2	61.5	60.3	59.9	60.4	62.2	62.6	59.1				
Top Speed [km/h]	62.4	62.1	61.6	61.2	60.5	61.5	63.4	63.0	62.0				
Avg. Dist. to Rail [m]	2.4	1.4	1.5	1.6	1.4	0.5	0.2	1.1	1.6				
Avg. Stride Freq. [Hz]	2.2	2.2	2.2	2.1	2.1	2.1	2.2	2.2	2.2				
Avg. Stride Length [m]	6.3	7.6	7.8	7.7	7.8	7.8	7.9	7.8	7.5				





Horse/Jockey Name	Sunlord
Final Rank	3
Fastest Section Time (Section)	0:11.49 (600m)
Top Speed [km/h] (Section)	64.2 (400m)
Race State	Finished



Eagle FarmProfessional  
Race 8: LADBROKES FORM GENIUS BENCHMARK 60  
Handicap - 1820m

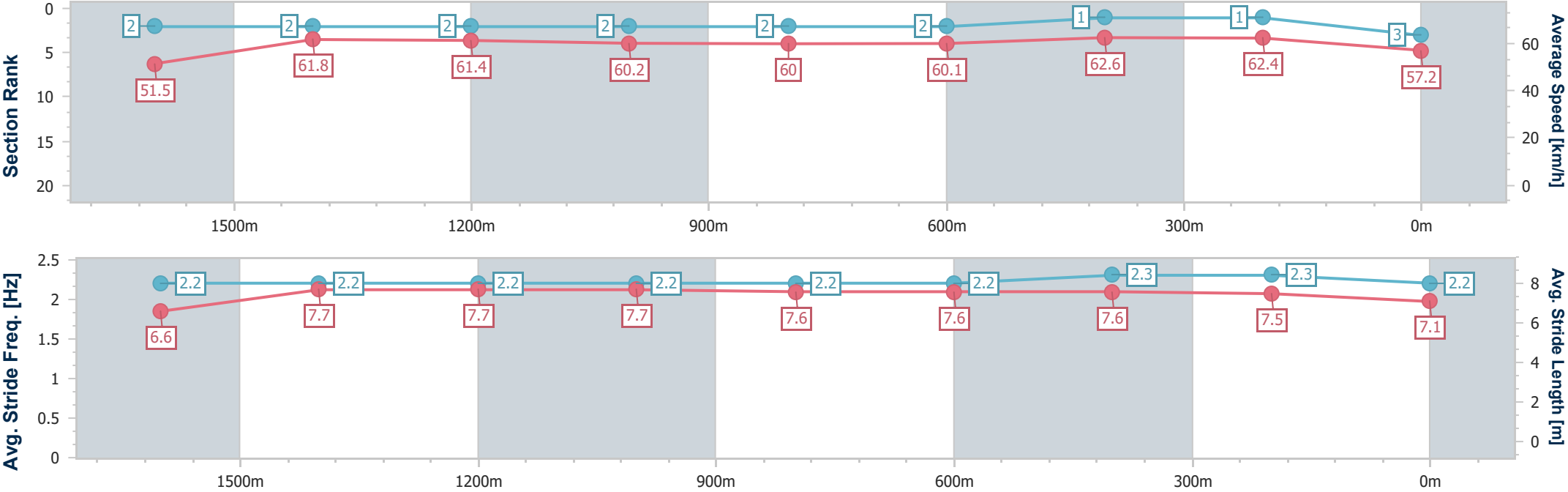
20 September 2025 - 17:06

Track Rating: Good 4, Weather: Fine, Rail Position: +4m Entire



BRISBANE  
RACING CLUB

Section	Overall	1600m	1400m	1200m	1000m	800m	600m	400m	200m				
Section Times	1:50.85 [3] (0:15.44)	1:35.41 [2] (0:11.69)	1:23.72 [2] (0:11.74)	1:11.98 [2] (0:12.01)	0:59.97 [2] (0:12.14)	0:47.83 [2] (0:12.16)	0:35.67 [2] (0:11.49)	0:24.18 [1] (0:11.52)	0:12.66 [1] (0:12.66)				
Average Speed [km/h]	51.5	61.8	61.4	60.2	60.0	60.1	62.6	62.4	57.2				
Top Speed [km/h]	61.1	62.3	62.0	61.0	60.4	60.4	64.1	64.2	59.6				
Avg. Dist. to Rail [m]	4.0	1.4	1.7	2.2	2.8	2.6	0.6	0.5	0.3				
Avg. Stride Freq. [Hz]	2.2	2.2	2.2	2.2	2.2	2.2	2.3	2.3	2.2				
Avg. Stride Length [m]	6.6	7.7	7.7	7.7	7.6	7.6	7.6	7.5	7.1				





Horse/Jockey Name	Road To Paradise
Final Rank	4
Fastest Section Time (Section)	0:11.34 (600m)
Top Speed [km/h] (Section)	64.8 (600m)
Race State	Finished



Eagle FarmProfessional  
Race 8: LADBROKES FORM GENIUS BENCHMARK 60  
Handicap - 1820m

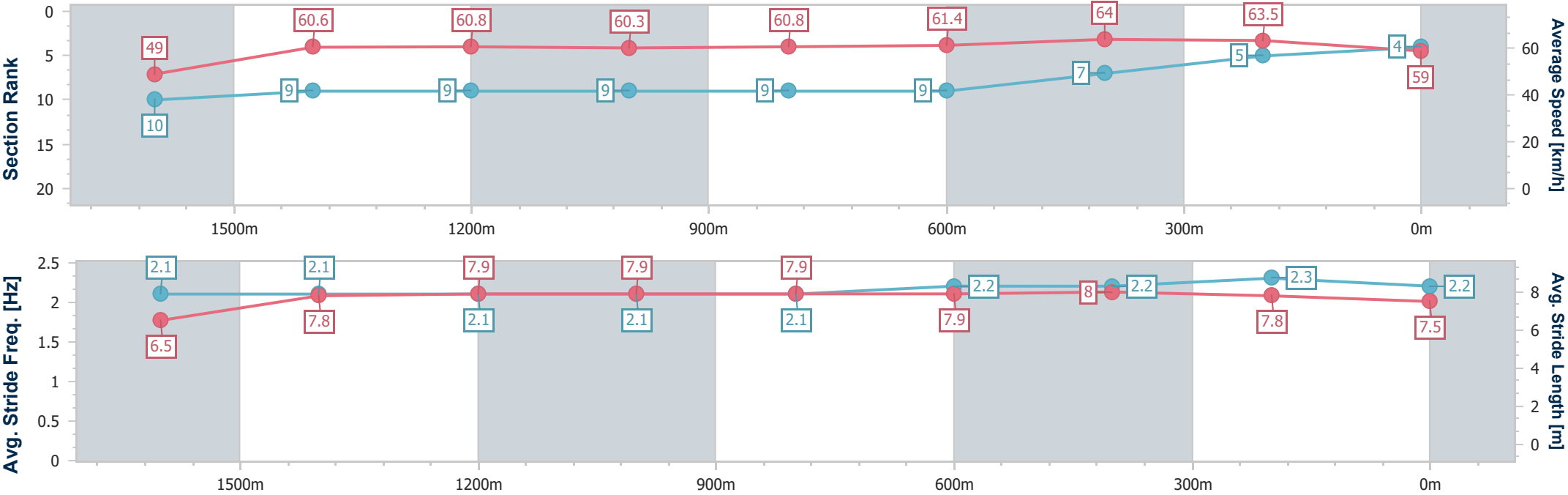
20 September 2025 - 17:06

Track Rating: Good 4, Weather: Fine, Rail Position: +4m Entire



BRISBANE  
RACING CLUB

Section	Overall	1600m	1400m	1200m	1000m	800m	600m	400m	200m				
Section Times	1:50.88 [4] (0:16.34)	1:34.54 [10] (0:11.98)	1:22.56 [9] (0:11.85)	1:10.71 [9] (0:11.95)	0:58.76 [9] (0:12.00)	0:46.76 [9] (0:11.81)	0:34.95 [9] (0:11.34)	0:23.61 [7] (0:11.34)	0:12.27 [5] (0:12.27)				
Average Speed [km/h]	49.0	60.6	60.8	60.3	60.8	61.4	64.0	63.5	59.0				
Top Speed [km/h]	60.3	61.6	61.1	61.0	61.6	62.4	64.8	64.5	61.9				
Avg. Dist. to Rail [m]	4.4	2.3	2.2	2.5	2.0	1.8	1.6	3.9	3.3				
Avg. Stride Freq. [Hz]	2.1	2.1	2.1	2.1	2.1	2.2	2.2	2.3	2.2				
Avg. Stride Length [m]	6.5	7.8	7.9	7.9	7.9	7.9	8.0	7.8	7.5				







Horse/Jockey Name	Loyalty Counts
Final Rank	5
Fastest Section Time (Section)	0:11.42 (400m)
Top Speed [km/h] (Section)	64.7 (600m)
Race State	Finished



Eagle FarmProfessional  
Race 8: LADBROKES FORM GENIUS BENCHMARK 60  
Handicap - 1820m

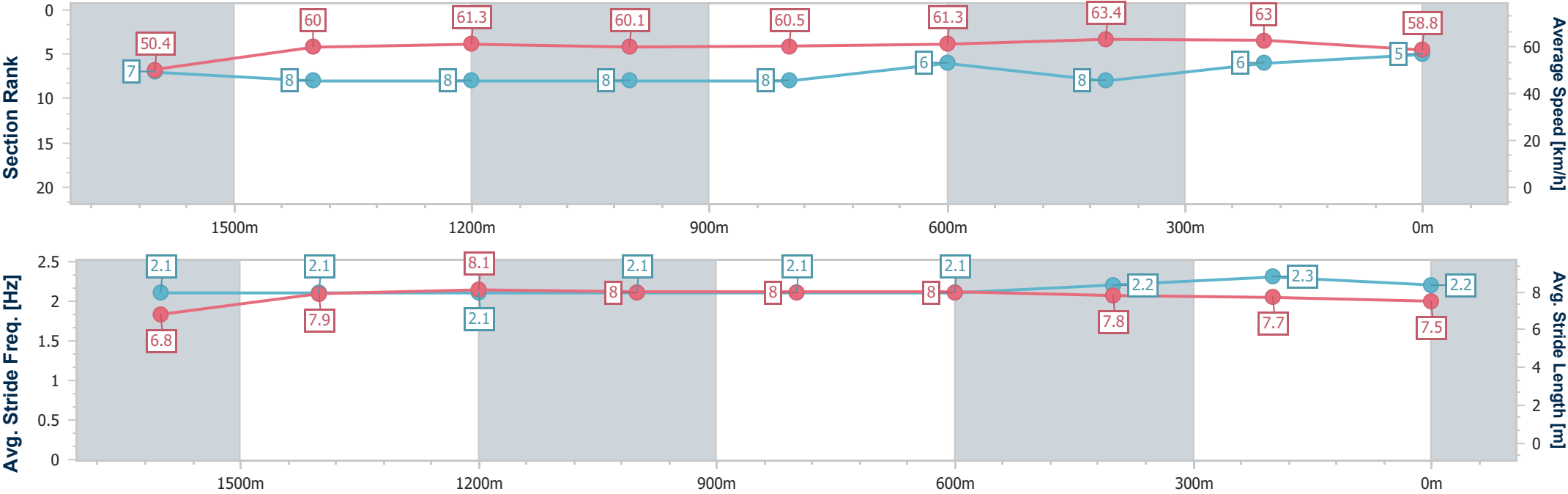
20 September 2025 - 17:06

Track Rating: Good 4, Weather: Fine, Rail Position: +4m Entire



BRISBANE  
RACING CLUB

Section	Overall	1600m	1400m	1200m	1000m	800m	600m	400m	200m				
Section Times	1:51.01 [5] (0:16.02)	1:34.99 [7] (0:12.09)	1:22.90 [8] (0:11.81)	1:11.09 [8] (0:12.00)	0:59.09 [8] (0:12.05)	0:47.04 [8] (0:11.79)	0:35.25 [6] (0:11.55)	0:23.70 [8] (0:11.42)	0:12.28 [6] (0:12.28)				
Average Speed [km/h]	50.4	60.0	61.3	60.1	60.5	61.3	63.4	63.0	58.8				
Top Speed [km/h]	60.0	61.2	61.7	61.5	61.7	62.1	64.7	64.2	61.7				
Avg. Dist. to Rail [m]	6.3	3.0	2.7	2.8	2.3	2.0	2.8	5.1	5.4				
Avg. Stride Freq. [Hz]	2.1	2.1	2.1	2.1	2.1	2.1	2.2	2.3	2.2				
Avg. Stride Length [m]	6.8	7.9	8.1	8.0	8.0	8.0	7.8	7.7	7.5				



[ ] Ranking at each section and finish  
- - - - - No data available at this section  
NA No data available



Horse/Jockey Name	Security Advisor
Final Rank	6
Fastest Section Time (Section)	0:11.51 (1600m)
Top Speed [km/h] (Section)	65.3 (1600m)
Race State	Finished



Eagle FarmProfessional  
Race 8: LADBROKES FORM GENIUS BENCHMARK 60  
Handicap - 1820m

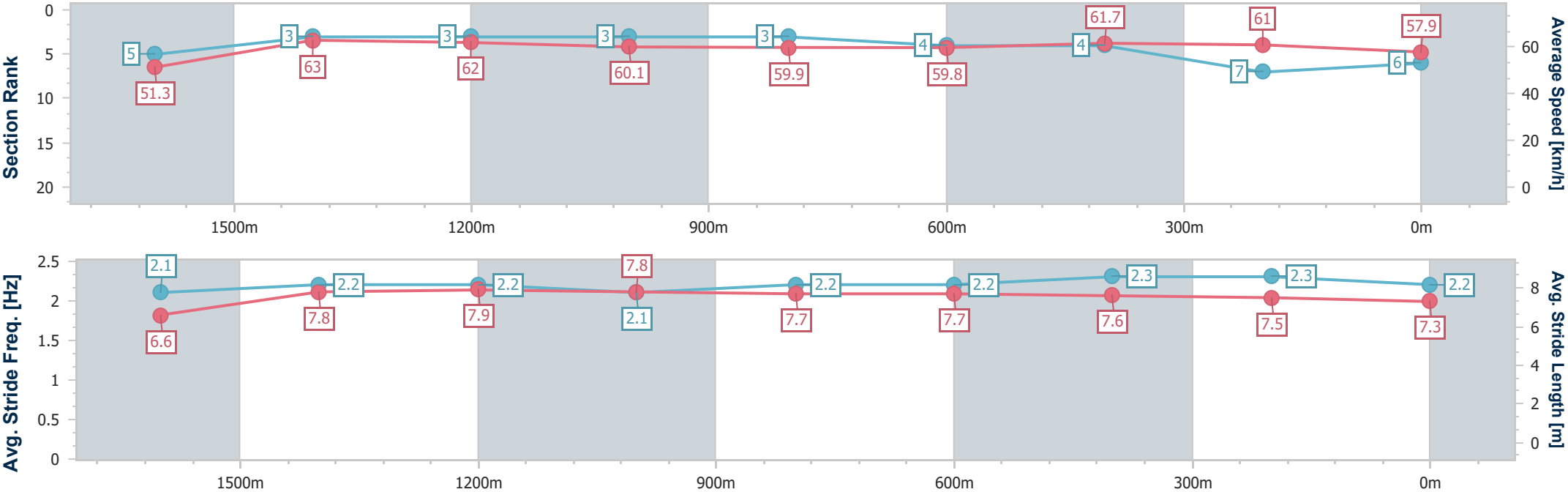
20 September 2025 - 17:06

Track Rating: Good 4, Weather: Fine, Rail Position: +4m Entire



BRISBANE  
RACING CLUB

Section	Overall	1600m	1400m	1200m	1000m	800m	600m	400m	200m				
Section Times	1:51.28 [6] (0:15.76)	1:35.52 [5] (0:11.51)	1:24.01 [3] (0:11.67)	1:12.34 [3] (0:12.00)	1:00.34 [3] (0:12.16)	0:48.18 [3] (0:12.16)	0:36.02 [4] (0:11.73)	0:24.29 [4] (0:11.80)	0:12.49 [7] (0:12.49)				
Average Speed [km/h]	51.3	63.0	62.0	60.1	59.9	59.8	61.7	61.0	57.9				
Top Speed [km/h]	60.5	65.3	63.6	60.4	60.6	60.4	62.2	61.6	60.9				
Avg. Dist. to Rail [m]	7.7	2.7	2.2	2.4	2.8	1.8	1.2	2.0	1.8				
Avg. Stride Freq. [Hz]	2.1	2.2	2.2	2.1	2.2	2.2	2.3	2.3	2.2				
Avg. Stride Length [m]	6.6	7.8	7.9	7.8	7.7	7.7	7.6	7.5	7.3				





Horse/Jockey Name	Hazey Hill
Final Rank	7
Fastest Section Time (Section)	0:11.65 (1400m)
Top Speed [km/h] (Section)	62.9 (400m)
Race State	Finished



Eagle FarmProfessional  
Race 8: LADBROKES FORM GENIUS BENCHMARK 60  
Handicap - 1820m

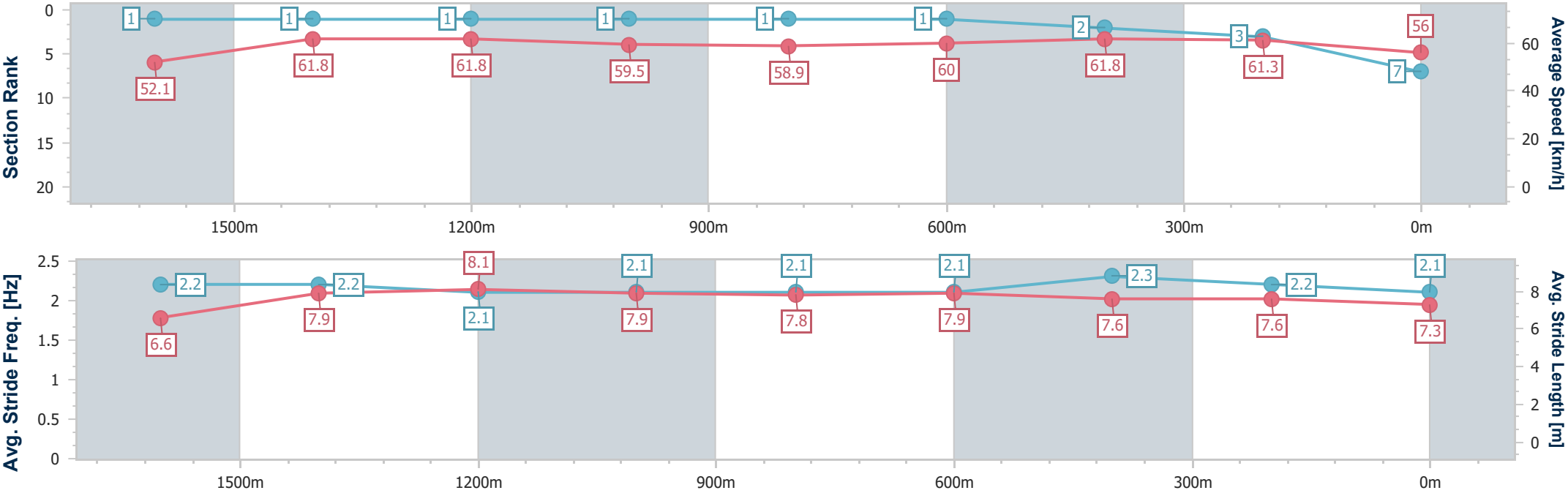
20 September 2025 - 17:06

Track Rating: Good 4, Weather: Fine, Rail Position: +4m Entire



BRISBANE  
RACING CLUB

Section	Overall	1600m	1400m	1200m	1000m	800m	600m	400m	200m				
Section Times	1:51.36 [7] (0:15.26)	1:36.10 [1] (0:11.66)	1:24.44 [1] (0:11.65)	1:12.79 [1] (0:12.11)	1:00.68 [1] (0:12.32)	0:48.36 [1] (0:12.04)	0:36.32 [1] (0:11.65)	0:24.67 [2] (0:11.72)	0:12.95 [3] (0:12.95)				
Average Speed [km/h]	52.1	61.8	61.8	59.5	58.9	60.0	61.8	61.3	56.0				
Top Speed [km/h]	62.1	62.3	62.6	60.6	60.4	60.4	62.6	62.9	59.2				
Avg. Dist. to Rail [m]	3.3	0.6	1.2	1.8	1.4	0.5	0.1	0.3	0.7				
Avg. Stride Freq. [Hz]	2.2	2.2	2.1	2.1	2.1	2.1	2.3	2.2	2.1				
Avg. Stride Length [m]	6.6	7.9	8.1	7.9	7.8	7.9	7.6	7.6	7.3				





Horse/Jockey Name	Aristella
Final Rank	8
Fastest Section Time (Section)	0:11.47 (400m)
Top Speed [km/h] (Section)	64.4 (400m)
Race State	Finished



Eagle FarmProfessional  
Race 8: LADBROKES FORM GENIUS BENCHMARK 60  
Handicap - 1820m

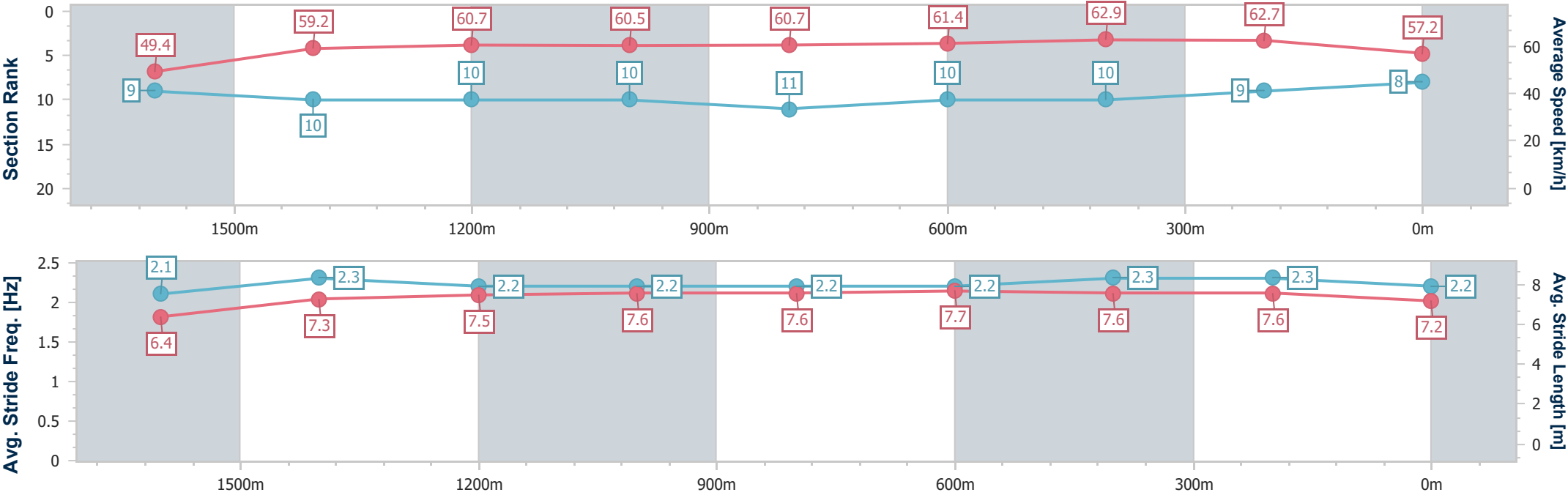
20 September 2025 - 17:06

Track Rating: Good 4, Weather: Fine, Rail Position: +4m Entire



BRISBANE  
RACING CLUB

Section	Overall	1600m	1400m	1200m	1000m	800m	600m	400m	200m				
Section Times	1:51.93 [8] (0:16.31)	1:35.62 [9] (0:12.31)	1:23.31 [10] (0:11.91)	1:11.40 [10] (0:11.90)	0:59.50 [10] (0:12.02)	0:47.48 [11] (0:11.82)	0:35.66 [10] (0:11.53)	0:24.13 [10] (0:11.47)	0:12.66 [9] (0:12.66)				
Average Speed [km/h]	49.4	59.2	60.7	60.5	60.7	61.4	62.9	62.7	57.2				
Top Speed [km/h]	60.2	60.1	61.4	61.5	61.6	62.2	64.2	64.4	59.9				
Avg. Dist. to Rail [m]	7.1	3.7	3.0	2.8	2.5	2.1	1.1	6.3	5.9				
Avg. Stride Freq. [Hz]	2.1	2.3	2.2	2.2	2.2	2.2	2.3	2.3	2.2				
Avg. Stride Length [m]	6.4	7.3	7.5	7.6	7.6	7.7	7.6	7.6	7.2				





Horse/Jockey Name	Alecia
Final Rank	9
Fastest Section Time (Section)	0:11.74 (1600m)
Top Speed [km/h] (Section)	63.3 (1600m)
Race State	Finished



Eagle FarmProfessional  
Race 8: LADBROKES FORM GENIUS BENCHMARK 60  
Handicap - 1820m

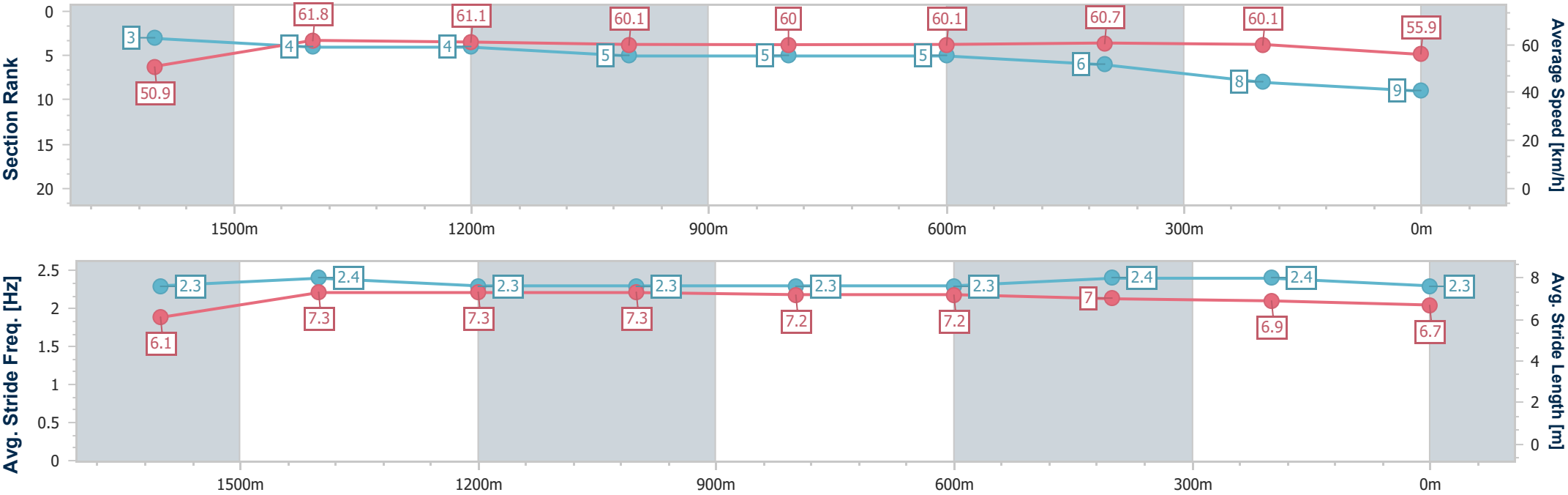
20 September 2025 - 17:06

Track Rating: Good 4, Weather: Fine, Rail Position: +4m Entire



BRISBANE  
RACING CLUB

Section	Overall	1600m	1400m	1200m	1000m	800m	600m	400m	200m				
Section Times	1:52.22 [9] (0:15.67)	1:36.55 [3] (0:11.74)	1:24.81 [4] (0:11.79)	1:13.02 [4] (0:12.02)	1:01.00 [5] (0:12.12)	0:48.88 [5] (0:12.05)	0:36.83 [5] (0:11.85)	0:24.98 [6] (0:12.02)	0:12.96 [8] (0:12.96)				
Average Speed [km/h]	50.9	61.8	61.1	60.1	60.0	60.1	60.7	60.1	55.9				
Top Speed [km/h]	60.9	63.3	61.5	60.6	60.9	61.0	61.5	61.0	58.8				
Avg. Dist. to Rail [m]	2.9	2.5	2.6	2.8	2.3	1.3	0.2	0.5	1.3				
Avg. Stride Freq. [Hz]	2.3	2.4	2.3	2.3	2.3	2.3	2.4	2.4	2.3				
Avg. Stride Length [m]	6.1	7.3	7.3	7.3	7.2	7.2	7.0	6.9	6.7				





Horse/Jockey Name	Another Dazzler
Final Rank	10
Fastest Section Time (Section)	0:11.69 (600m)
Top Speed [km/h] (Section)	62.4 (600m)
Race State	Finished



Eagle FarmProfessional  
Race 8: LADBROKES FORM GENIUS BENCHMARK 60  
Handicap - 1820m

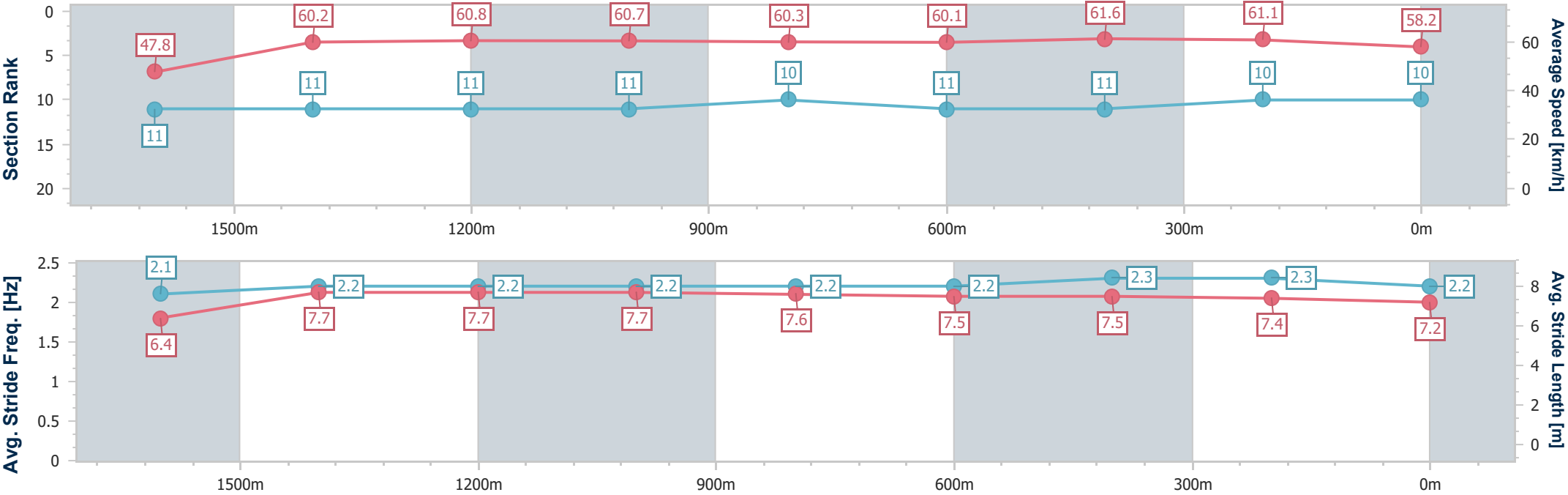
20 September 2025 - 17:06

Track Rating: Good 4, Weather: Fine, Rail Position: +4m Entire



BRISBANE  
RACING CLUB

Section	Overall	1600m	1400m	1200m	1000m	800m	600m	400m	200m				
Section Times	1:52.30 [10] (0:16.75)	1:35.55 [11] (0:11.94)	1:23.61 [11] (0:11.90)	1:11.71 [11] (0:11.85)	0:59.86 [11] (0:11.98)	0:47.88 [10] (0:11.95)	0:35.93 [11] (0:11.69)	0:24.24 [11] (0:11.79)	0:12.45 [10] (0:12.45)				
Average Speed [km/h]	47.8	60.2	60.8	60.7	60.3	60.1	61.6	61.1	58.2				
Top Speed [km/h]	59.8	61.2	61.0	62.3	61.0	60.9	62.4	61.9	60.1				
Avg. Dist. to Rail [m]	5.1	1.1	1.1	1.2	0.5	0.2	0.5	3.8	4.4				
Avg. Stride Freq. [Hz]	2.1	2.2	2.2	2.2	2.2	2.2	2.3	2.3	2.2				
Avg. Stride Length [m]	6.4	7.7	7.7	7.7	7.6	7.5	7.5	7.4	7.2				





Horse/Jockey Name	Whiskey Tower
Final Rank	11
Fastest Section Time (Section)	0:11.81 (1400m)
Top Speed [km/h] (Section)	62.1 (1400m)
Race State	Finished



Eagle FarmProfessional  
Race 8: LADBROKES FORM GENIUS BENCHMARK 60  
Handicap - 1820m

20 September 2025 - 17:06

Track Rating: Good 4, Weather: Fine, Rail Position: +4m Entire



BRISBANE  
RACING CLUB

Section	Overall	1600m	1400m	1200m	1000m	800m	600m	400m	200m				
Section Times	1:54.94 [11] (0:16.24)	1:38.70 [8] (0:11.82)	1:26.88 [7] (0:11.81)	1:15.07 [7] (0:11.96)	1:03.11 [7] (0:12.04)	0:51.07 [7] (0:11.93)	0:39.14 [8] (0:11.92)	0:27.22 [9] (0:12.56)	0:14.66 [11] (0:14.66)				
Average Speed [km/h]	49.0	61.3	60.9	60.3	60.5	60.5	60.3	57.3	49.3				
Top Speed [km/h]	59.4	62.1	62.1	60.9	60.9	61.0	60.7	60.1	54.2				
Avg. Dist. to Rail [m]	3.0	1.8	2.0	2.2	1.7	0.8	0.4	1.1	1.0				
Avg. Stride Freq. [Hz]	2.2	2.3	2.2	2.2	2.2	2.2	2.3	2.2	2.1				
Avg. Stride Length [m]	6.2	7.2	7.4	7.4	7.5	7.4	7.3	7.1	6.6				

