DoombenProfessional

Race 1: ROAD TO MAGIC MILLIONS BOOK NOW QTIS Two-Year-Old Handicap - 1200m

15 November 2025 - 11:46

BRISBANE RACING CLUB

Track Rating: Soft 6, Weather: Fine, Rail Position: 1 metre Entire

Section	Overall	1000m	800m	600m	400m	200m	Last 600m
Field Times	1:10.49 (0:13.52)	0:56.97 (0:10.95)	0:46.02 (0:11.53)	0:34.49 (0:11.63)	0:22.86 (0:11.16)	0:11.70 (0:11.70)	0:34.49

Rank	TAB	Horse/Jockey	Barrier	Top Speed [km/h]	Fastest Section	Overall	1000m	800m	600m	400m	200m	Margin	Last 600m	Distance Travelled [m]
1	2	ZIP LOCK	3	67.8	0:10.97	1:10.49 [1]	0:56.60 [4]	0:45.63 [4]	0:34.11 [4]	0:22.62 [3]	0:11.55 [2]	1:10.49	0:34.11	
		Martin Harley		1000m	1000m	(0:13.89)	(0:10.97)	(0:11.52)	(0:11.49)	(0:11.07)	(0:11.55)			
2	1	ITCHINTOGO	2	67.5	0:10.95	1:10.76 [2]	0:57.24 [1]	0:46.29 [1]	0:34.76 [1]	0:23.13 [1]	0:11.97 [1]	1.57L	0:34.76	+0
		Ryan Maloney		1000m	1000m	(0:13.52)	(0:10.95)	(0:11.53)	(0:11.63)	(0:11.16)	(0:11.97)			
3	4	MAGRITTE	7	66.1	0:11.04	1:11.09 [3]	0:56.93 [7]	0:45.89 [7]	0:34.44 [7]	0:23.03 [6]	0:11.88 [4]	3.54L	0:34.44	-1
		Mark Du Plessis		1000m	1000m	(0:14.16)	(0:11.04)	(0:11.45)	(0:11.41)	(0:11.15)	(0:11.88)			
4	3	BOOMELLI	6	67.5	0:10.99	1:11.16 [4]	0:57.60 [2]	0:46.61 [2]	0:35.09 [2]	0:23.46 [2]	0:12.16 [3]	3.93L	0:35.09	+0
		Ben Thompson		1000m	1000m	(0:13.56)	(0:10.99)	(0:11.52)	(0:11.63)	(0:11.30)	(0:12.16)			
5	5	LEAVES OF LORIEN	5	65.8	0:11.08	1:11.39 [5]	0:57.48 [5]	0:46.40 [5]	0:35.01 [5]	0:23.39 [5]	0:12.01 [5]	5.29L	0:35.01	+1
		Heavelon Van		1000m	1000m	(0:13.91)	(0:11.08)	(0:11.39)	(0:11.62)	(0:11.38)	(0:12.01)			
6	8	MISHANI RAINFIRE	1	67.0	0:11.01	1:12.41 [6]	0:58.78 [3]	0:47.77 [3]	0:36.14 [3]	0:24.48 [4]	0:12.97 [6]	11.28L	0:36.14	+0
		Georgina Cartwright		Overall	1000m	(0:13.63)	(0:11.01)	(0:11.63)	(0:11.66)	(0:11.51)	(0:12.97)			
7	6	THE RASCAL	4	68.5	0:11.07	1:12.93 [7]	0:58.91 [6]	0:47.84 [6]	0:36.28 [6]	0:24.69 [7]	0:12.89 [7]	14.35L	0:36.28	+1
		Cobi Vitler		Overall	1000m	(0:14.02)	(0:11.07)	(0:11.56)	(0:11.59)	(0:11.80)	(0:12.89)			

Scratched: I Am That Girl (#7)

[ ]	Ranking at each section and finish	**SCN**	Saddle cloth number
-:--.--	No data available at this section	**DNF**	Did not finish
NA	No data available	**DNT**	Did not track

data processed by TRIPLESDATA

Horse/Jockey Name	Zip Lock
Final Rank	1
Fastest Section Time (Section)	0:10.97 (1000m)
Top Speed [km/h] (Section)	67.8 (1000m)
Race State	Finished

TAB

DoombenProfessional

Race 1: ROAD TO MAGIC MILLIONS BOOK NOW QTIS Two-Year-Old Handicap - 1200m

15 November 2025 - 11:46

Track Rating: Soft 6, Weather: Fine, Rail Position: 1 metre Entire

BRISBANE RACING CLUB

Section	Overall	1000m	800m	600m	400m	200m
Section Times	1:10.49 [1] (0:13.89)	0:56.60 [4] (0:10.97)	0:45.63 [4] (0:11.52)	0:34.11 [4] (0:11.49)	0:22.62 [3] (0:11.07)	0:11.55 [2] (0:11.55)
Average Speed [km/h]	51.8	65.8	62.5	62.5	65.2	62.3
Top Speed [km/h]	66.9	67.8	64.8	63.9	67.1	66.6
Avg. Dist. to Rail [m]	4.0	2.2	0.2	0.6	2.4	4.9
Avg. Stride Freq. [Hz]	2.3	2.4	2.4	2.3	2.4	2.4
Avg. Stride Length [m]	6.2	7.5	7.3	7.4	7.4	7.1

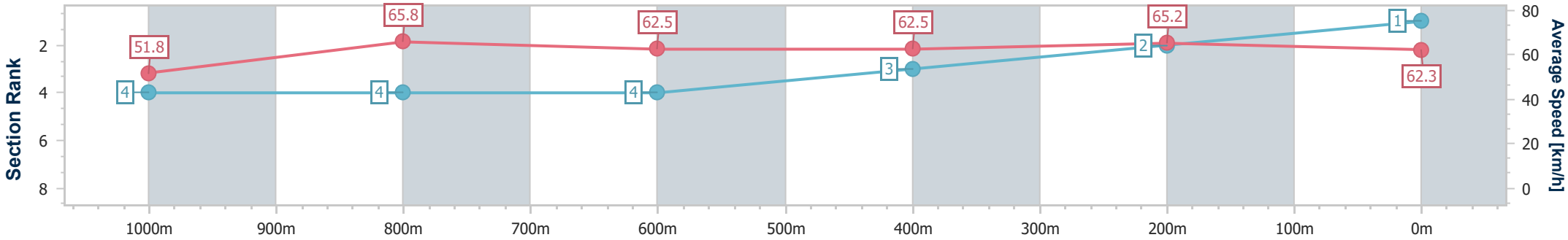

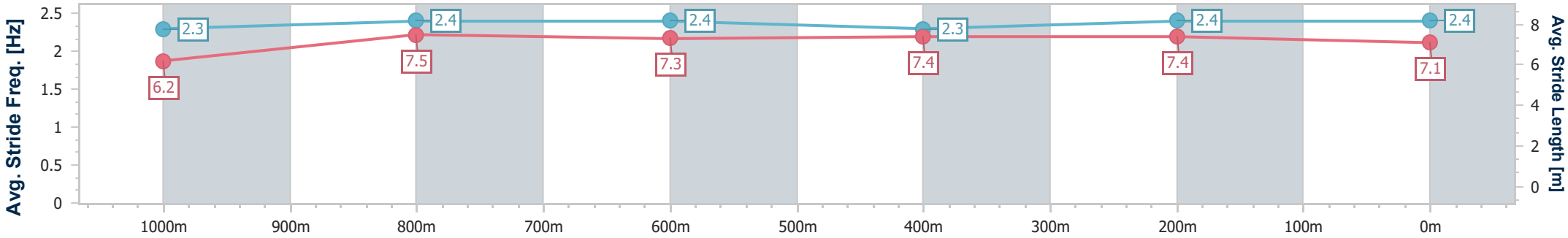

[ ]	Ranking at each section and finish
-:--.--	No data available at this section
NA	No data available

data processed by TRIPLESDATA

Horse/Jockey Name	Itchintogo
Final Rank	2
Fastest Section Time (Section)	0:10.95 (1000m)
Top Speed [km/h] (Section)	67.5 (1000m)
Race State	Finished

DoombenProfessional

Race 1: ROAD TO MAGIC MILLIONS BOOK NOW QTIS Two-Year-Old Handicap - 1200m

15 November 2025 - 11:46

Track Rating: Soft 6, Weather: Fine, Rail Position: 1 metre Entire

BRISBANE RACING CLUB

Section	Overall	1000m	800m	600m	400m	200m
Section Times	1:10.76 [2] (0:13.52)	0:57.24 [1] (0:10.95)	0:46.29 [1] (0:11.53)	0:34.76 [1] (0:11.63)	0:23.13 [1] (0:11.16)	0:11.97 [1] (0:11.97)
Average Speed [km/h]	53.2	65.7	62.1	61.4	64.2	60.3
Top Speed [km/h]	66.3	67.5	63.8	62.7	65.4	64.2
Avg. Dist. to Rail [m]	1.9	0.5	1.3	1.6	1.5	1.3
Avg. Stride Freq. [Hz]	2.4	2.5	2.4	2.4	2.5	2.4
Avg. Stride Length [m]	6.1	7.4	7.3	7.2	7.2	6.9

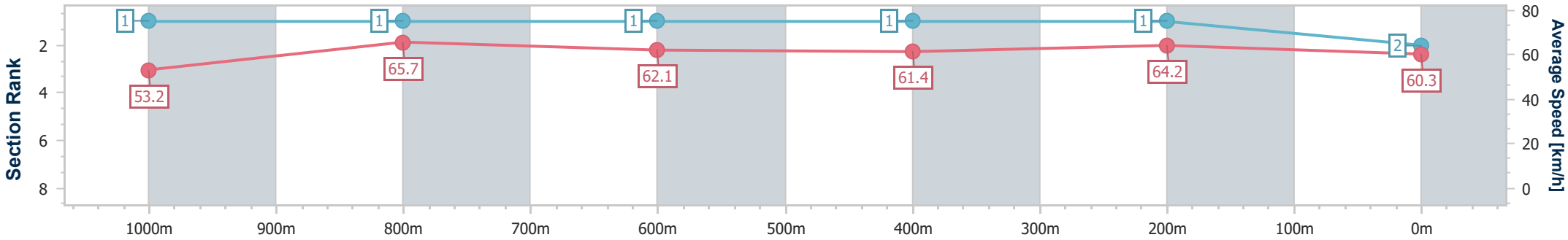

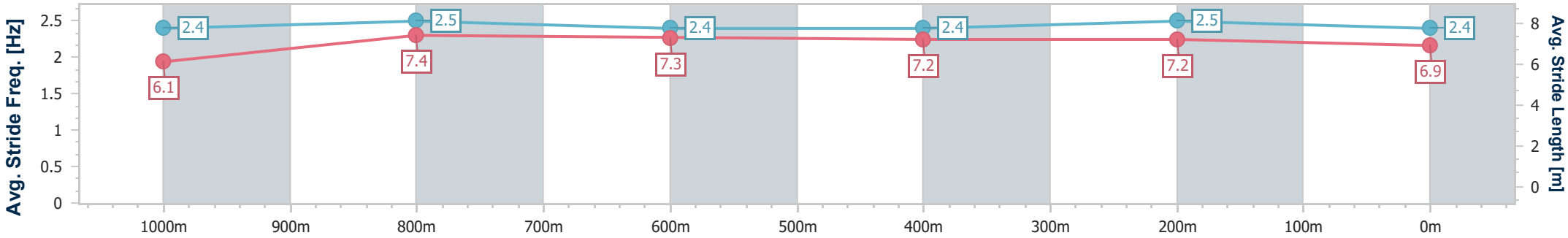

[ ]	Ranking at each section and finish
-:--.--	No data available at this section
NA	No data available

data processed by TRIPLESDATA

Horse/Jockey Name	Magritte
Final Rank	3
Fastest Section Time (Section)	0:11.04 (1000m)
Top Speed [km/h] (Section)	66.1 (1000m)
Race State	Finished

TAB

DoombenProfessional

Race 1: ROAD TO MAGIC MILLIONS BOOK NOW QTIS Two-Year-Old Handicap - 1200m

15 November 2025 - 11:46

Track Rating: Soft 6, Weather: Fine, Rail Position: 1 metre Entire

BRISBANE RACING CLUB

Section	Overall	1000m	800m	600m	400m	200m
Section Times	1:11.09 [3] (0:14.16)	0:56.93 [7] (0:11.04)	0:45.89 [7] (0:11.45)	0:34.44 [7] (0:11.41)	0:23.03 [6] (0:11.15)	0:11.88 [4] (0:11.88)
Average Speed [km/h]	50.9	65.4	62.4	62.0	64.3	60.6
Top Speed [km/h]	65.9	66.1	65.3	62.9	65.5	63.6
Avg. Dist. to Rail [m]	5.0	0.8	1.7	2.8	1.1	0.5
Avg. Stride Freq. [Hz]	2.4	2.5	2.4	2.4	2.5	2.4
Avg. Stride Length [m]	5.8	7.2	7.2	7.2	7.2	6.9

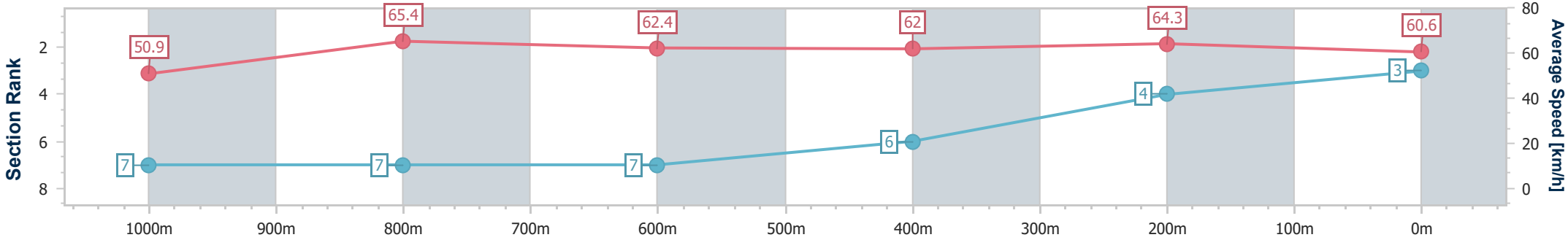

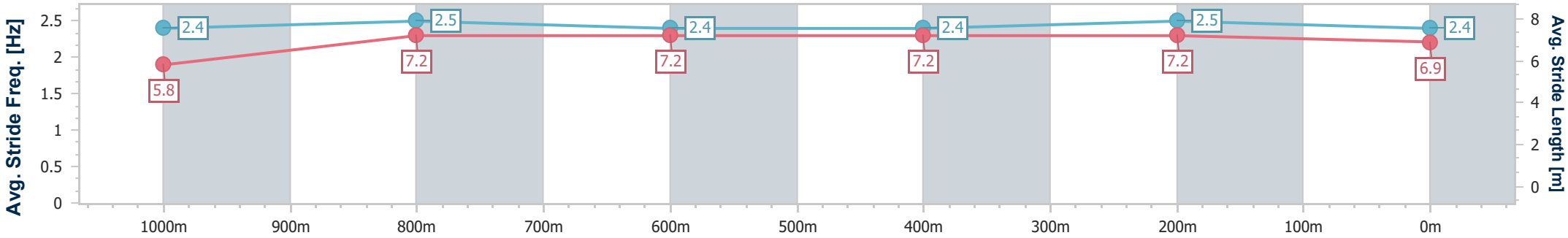

[ ]	Ranking at each section and finish
-:--.--	No data available at this section
NA	No data available

data processed by TRIPLESDATA

Horse/Jockey Name	Boomelli
Final Rank	4
Fastest Section Time (Section)	0:10.99 (1000m)
Top Speed [km/h] (Section)	67.5 (1000m)
Race State	Finished

DoombenProfessional

Race 1: ROAD TO MAGIC MILLIONS BOOK NOW QTIS Two-Year-Old Handicap - 1200m

15 November 2025 - 11:46

Track Rating: Soft 6, Weather: Fine, Rail Position: 1 metre Entire

BRISBANE RACING CLUB

Section	Overall	1000m	800m	600m	400m	200m
Section Times	1:11.16 [4] (0:13.56)	0:57.60 [2] (0:10.99)	0:46.61 [2] (0:11.52)	0:35.09 [2] (0:11.63)	0:23.46 [2] (0:11.30)	0:12.16 [3] (0:12.16)
Average Speed [km/h]	53.2	65.6	62.5	61.5	63.6	59.2
Top Speed [km/h]	66.6	67.5	65.0	62.5	65.3	61.8
Avg. Dist. to Rail [m]	4.3	1.5	0.3	1.0	1.5	4.3
Avg. Stride Freq. [Hz]	2.3	2.4	2.3	2.3	2.4	2.3
Avg. Stride Length [m]	6.3	7.7	7.4	7.3	7.4	7.2

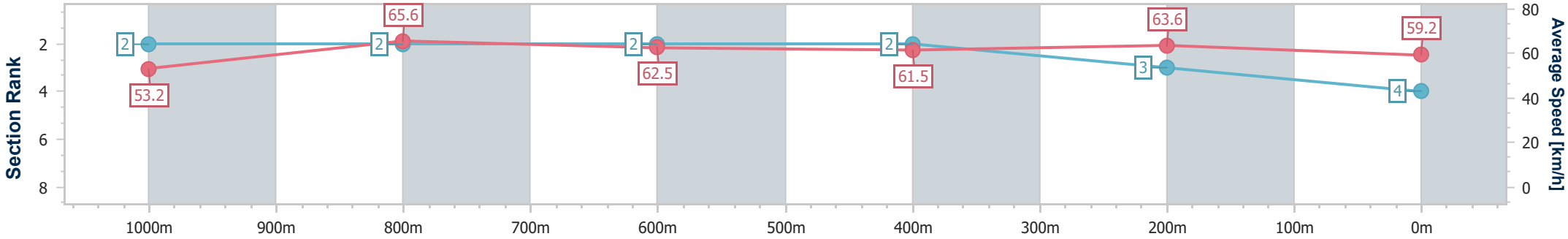

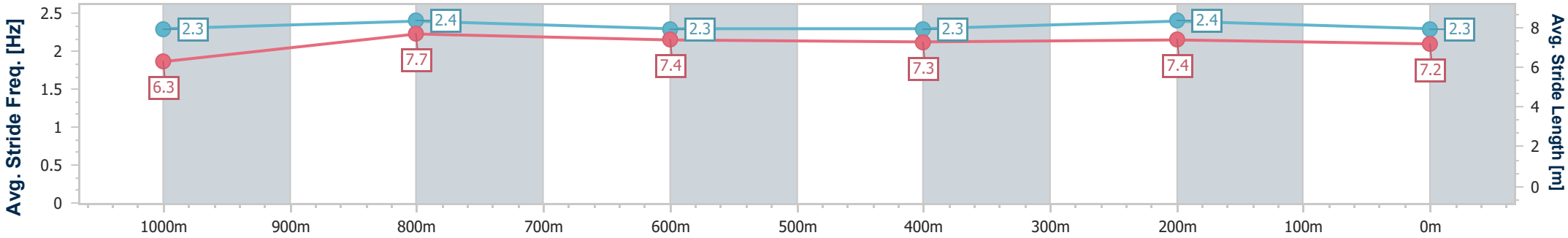

[ ]	Ranking at each section and finish
-:--.--	No data available at this section
NA	No data available

data processed by TRIPLESDATA

Horse/Jockey Name	Leaves Of Lorien
Final Rank	5
Fastest Section Time (Section)	0:11.08 (1000m)
Top Speed [km/h] (Section)	65.8 (1000m)
Race State	Finished

DoombenProfessional

Race 1: ROAD TO MAGIC MILLIONS BOOK NOW QTIS Two-Year-Old Handicap - 1200m

15 November 2025 - 11:46

Track Rating: Soft 6, Weather: Fine, Rail Position: 1 metre Entire

BRISBANE RACING CLUB

Section	Overall	1000m	800m	600m	400m	200m
Section Times	1:11.39 [5] (0:13.91)	0:57.48 [5] (0:11.08)	0:46.40 [5] (0:11.39)	0:35.01 [5] (0:11.62)	0:23.39 [5] (0:11.38)	0:12.01 [5] (0:12.01)
Average Speed [km/h]	51.6	65.2	63.8	61.7	63.4	59.8
Top Speed [km/h]	64.7	65.8	65.1	62.6	64.0	62.8
Avg. Dist. to Rail [m]	3.9	1.0	1.0	0.4	1.9	2.7
Avg. Stride Freq. [Hz]	2.4	2.5	2.5	2.4	2.4	2.4
Avg. Stride Length [m]	6.1	7.3	7.2	7.2	7.2	6.9

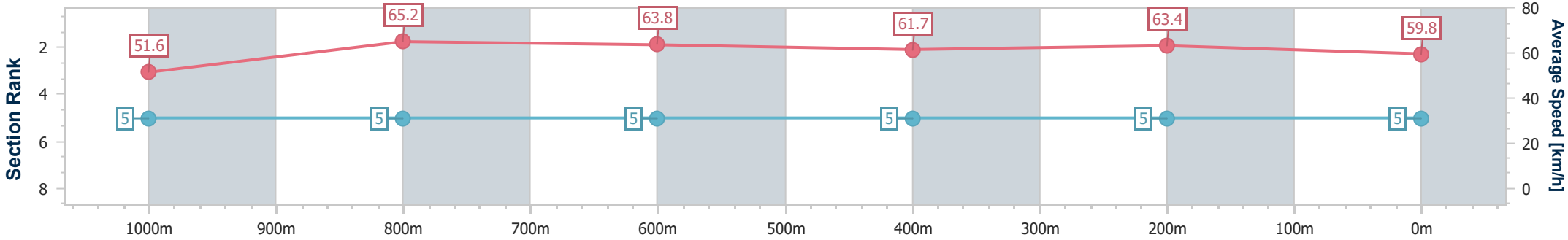

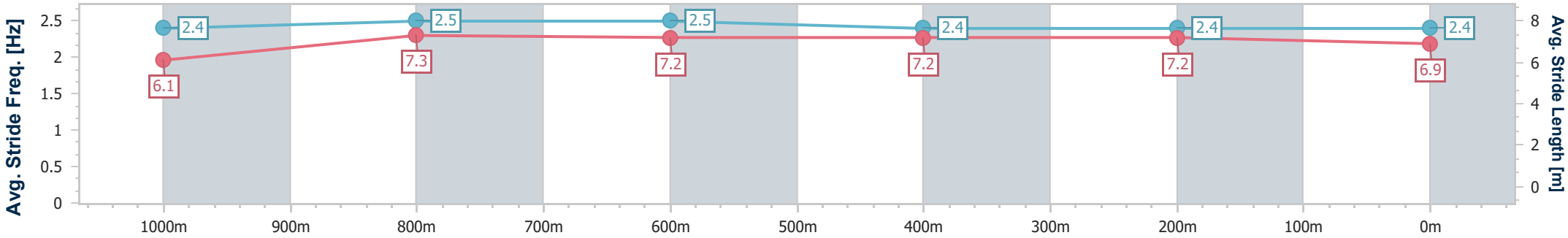

[ ]	Ranking at each section and finish
-:--.--	No data available at this section
NA	No data available

data processed by TRIPLESDATA

Horse/Jockey Name	Mishani Rainfire
Final Rank	6
Fastest Section Time (Section)	0:11.01 (1000m)
Top Speed [km/h] (Section)	67.0 (Overall)
Race State	Finished

TAB

DoombenProfessional

Race 1: ROAD TO MAGIC MILLIONS BOOK NOW QTIS Two-Year-Old Handicap - 1200m

15 November 2025 - 11:46

Track Rating: Soft 6, Weather: Fine, Rail Position: 1 metre Entire

BRISBANE RACING CLUB

Section	Overall	1000m	800m	600m	400m	200m
Section Times	1:12.41 [6] (0:13.63)	0:58.78 [3] (0:11.01)	0:47.77 [3] (0:11.63)	0:36.14 [3] (0:11.66)	0:24.48 [4] (0:11.51)	0:12.97 [6] (0:12.97)
Average Speed [km/h]	52.9	65.3	62.2	61.5	62.4	55.6
Top Speed [km/h]	67.0	66.8	64.2	63.1	63.3	60.1
Avg. Dist. to Rail [m]	1.5	0.5	0.5	0.5	0.8	0.6
Avg. Stride Freq. [Hz]	2.4	2.5	2.5	2.4	2.5	2.4
Avg. Stride Length [m]	6.0	7.1	7.0	7.1	7.1	6.6

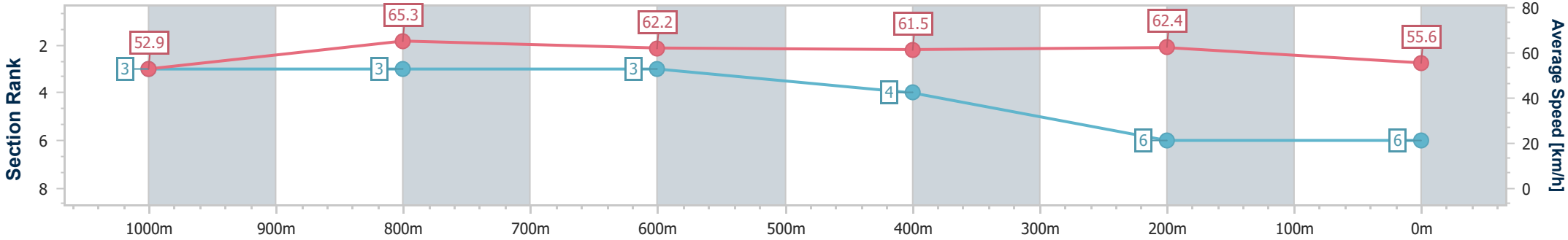

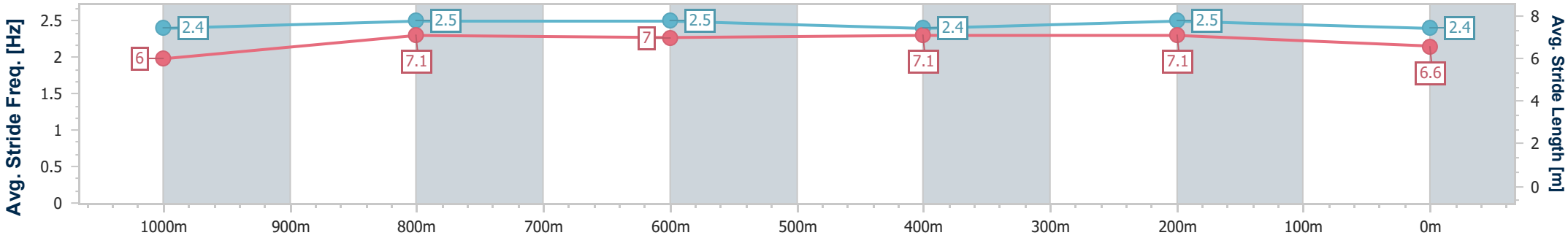

[ ]	Ranking at each section and finish
-:--.--	No data available at this section
NA	No data available

data processed by TRIPLESDATA

Horse/Jockey Name	The Rascal
Final Rank	7
Fastest Section Time (Section)	0:11.07 (1000m)
Top Speed [km/h] (Section)	68.5 (Overall)
Race State	Finished

TAB

DoombenProfessional

Race 1: ROAD TO MAGIC MILLIONS BOOK NOW QTIS Two-Year-Old Handicap - 1200m

15 November 2025 - 11:46

Track Rating: Soft 6, Weather: Fine, Rail Position: 1 metre Entire

BRISBANE RACING CLUB

Section	Overall	1000m	800m	600m	400m	200m
Section Times	1:12.93 [7] (0:14.02)	0:58.91 [6] (0:11.07)	0:47.84 [6] (0:11.56)	0:36.28 [6] (0:11.59)	0:24.69 [7] (0:11.80)	0:12.89 [7] (0:12.89)
Average Speed [km/h]	51.5	65.0	62.0	61.5	60.7	55.9
Top Speed [km/h]	68.5	68.4	64.3	62.7	62.5	58.5
Avg. Dist. to Rail [m]	3.6	1.2	1.1	2.0	1.1	0.7
Avg. Stride Freq. [Hz]	2.2	2.3	2.3	2.3	2.3	2.3
Avg. Stride Length [m]	6.3	7.7	7.5	7.4	7.2	6.9

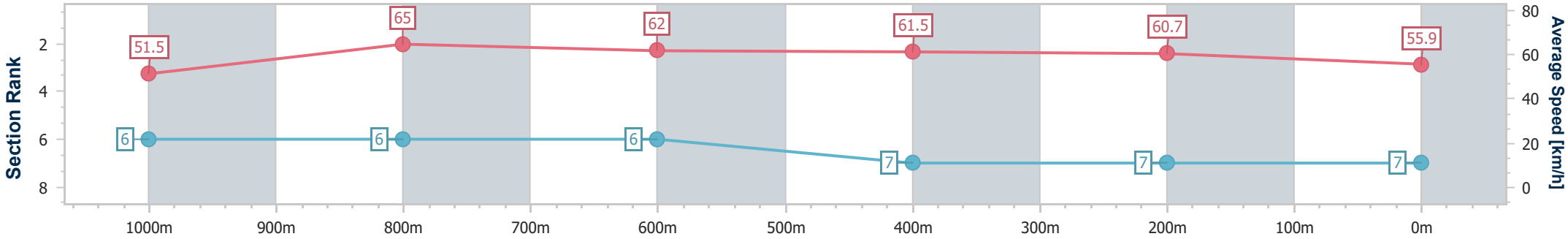

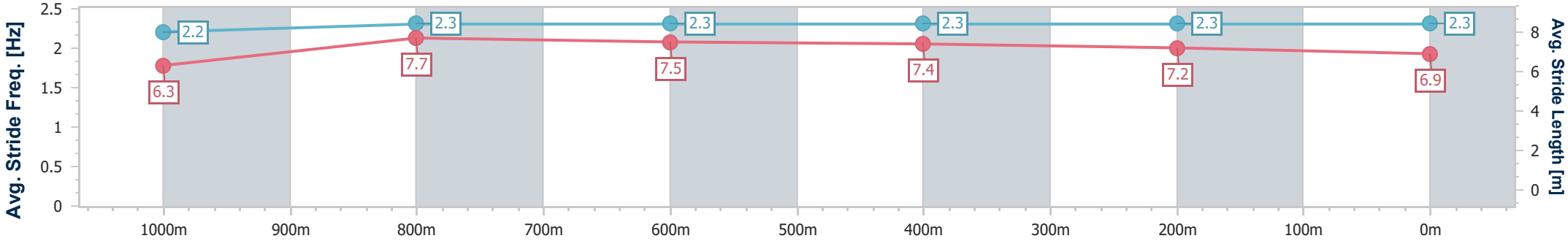

[ ]	Ranking at each section and finish
-:--.--	No data available at this section
NA	No data available

data processed by TRIPLESDATA

DoombenProfessional

Race 2: BECOME A BRC MEMBER BENCHMARK 90 Handicap - 2000m

15 November 2025 - 12:18

BRISBANE RACING CLUB

Track Rating: Soft 6, Weather: Fine, Rail Position: 1 metre Entire

Section						Overall	1800m	1600m	1400m	1200m	1000m	800m	Last 600m	
Field Times						2:04.47 (0:14.75)	1:49.72 (0:12.21)	1:37.51 (0:12.99)	1:24.52 (0:13.53)	1:10.99 (0:12.90)	0:58.09 (0:12.63)	0:45.46 (0:12.04)	0:33.42	
Rank	**TAB**	**Horse/Jockey**	**Barrier**	**Top Speed [km/h]**	**Fastest Section**									**Distance Travelled [m]**
1	4	MR BUSTER	3	67.7	0:10.76	2:04.47 [1]	1:49.43 [4]	1:37.10 [4]	1:24.21 [4]	1:10.77 [4]	0:57.74 [4]	0:45.11 [3]	0:33.12	
		Ben Thompson		400m	400m	(0:15.04)	(0:12.33)	(0:12.89)	(0:13.44)	(0:13.03)	(0:12.63)	(0:11.99)		
2	5	NAVAL COMMISSION	2	65.9	0:11.08	2:04.71 [2]	1:49.92 [2]	1:37.68 [2]	1:24.69 [2]	1:11.21 [2]	0:57.99 [3]	0:45.16 [4]	0:33.47	-1
		Robbie Dolan		200m	400m	(0:14.79)	(0:12.24)	(0:12.99)	(0:13.48)	(0:13.22)	(0:12.83)	(0:11.69)		
3	1	NIKAU SPUR	4	67.5	0:10.78	2:04.71 [3]	1:49.43 [5]	1:37.24 [5]	1:24.31 [5]	1:10.80 [5]	0:57.80 [5]	0:45.12 [5]	0:33.12	-2
		Jai Williams		400m	400m	(0:15.28)	(0:12.19)	(0:12.93)	(0:13.51)	(0:13.00)	(0:12.68)	(0:12.00)		
4	7	STEEL BLAZE	1	67.4	0:10.88	2:04.85 [4]	1:49.96 [3]	1:37.63 [3]	1:24.64 [3]	1:11.23 [3]	0:58.22 [2]	0:45.57 [2]	0:33.51	-1
		Ron Stewart		400m	400m	(0:14.89)	(0:12.33)	(0:12.99)	(0:13.41)	(0:13.01)	(0:12.65)	(0:12.06)		
5	3	CONNECTICUT	6	67.8	0:10.81	2:04.89 [5]	1:49.17 [7]	1:36.70 [7]	1:23.80 [7]	1:10.75 [7]	0:57.76 [7]	0:45.07 [7]	0:33.19	-2
		Jake Bayliss		400m	400m	(0:15.72)	(0:12.47)	(0:12.90)	(0:13.05)	(0:12.99)	(0:12.69)	(0:11.88)		
6	6	COUNTER	7	66.5	0:11.04	2:04.94 [6]	1:50.19 [1]	1:37.98 [1]	1:24.99 [1]	1:11.46 [1]	0:58.56 [1]	0:45.93 [1]	0:33.89	-2
		Angela Jones		400m	400m	(0:14.75)	(0:12.21)	(0:12.99)	(0:13.53)	(0:12.90)	(0:12.63)	(0:12.04)		
7	2	TAPILDOODLEDO	5	66.4	0:11.03	2:05.22 [7]	1:49.91 [6]	1:37.61 [6]	1:24.74 [6]	1:11.26 [6]	0:58.26 [6]	0:45.60 [6]	0:33.73	-1
		Mark Du Plessis		400m	400m	(0:15.31)	(0:12.30)	(0:12.87)	(0:13.48)	(0:13.00)	(0:12.66)	(0:11.87)		

[ ]	Ranking at each section and finish	**SCN**	Saddle cloth number
-:--.--	No data available at this section	**DNF**	Did not finish
NA	No data available	**DNT**	Did not track

data processed by TRIPLESDATA

DoombenProfessional

Race 2: BECOME A BRC MEMBER BENCHMARK 90 Handicap - 2000m

15 November 2025 - 12:18

BRISBANE RACING CLUB

Track Rating: Soft 6, Weather: Fine, Rail Position: 1 metre Entire

Section						600m	400m	200m			Last 600m	
Field Times						0:33.42 (0:11.19)	0:22.23 (0:10.90)	0:11.33 (0:11.33)			0:33.42	
Rank	**TAB**	**Horse/Jockey**	**Barrier**	**Top Speed [km/h]**	**Fastest Section**				**Margin**			**Distance Travelled [m]**
1	4	MR BUSTER	3	67.7	0:10.76	0:33.12 [4]	0:22.09 [3]	0:11.33 [1]	2:04.47		0:33.12	
		Ben Thompson		400m	400m	(0:11.03)	(0:10.76)	(0:11.33)				
2	5	NAVAL COMMISSION	2	65.9	0:11.08	0:33.47 [2]	0:22.38 [2]	0:11.30 [3]	1.4L		0:33.47	-1
		Robbie Dolan		200m	400m	(0:11.09)	(0:11.08)	(0:11.30)				
3	1	NIKAU SPUR	4	67.5	0:10.78	0:33.12 [6]	0:22.01 [7]	0:11.23 [6]	1.42L		0:33.12	-2
		Jai Williams		400m	400m	(0:11.11)	(0:10.78)	(0:11.23)				
4	7	STEEL BLAZE	1	67.4	0:10.88	0:33.51 [3]	0:22.31 [4]	0:11.43 [4]	2.2L		0:33.51	-1
		Ron Stewart		400m	400m	(0:11.20)	(0:10.88)	(0:11.43)				
5	3	CONNECTICUT	6	67.8	0:10.81	0:33.19 [7]	0:22.24 [5]	0:11.43 [5]	2.45L		0:33.19	-2
		Jake Bayliss		400m	400m	(0:10.95)	(0:10.81)	(0:11.43)				
6	6	COUNTER	7	66.5	0:11.04	0:33.89 [1]	0:22.70 [1]	0:11.66 [2]	2.76L		0:33.89	-2
		Angela Jones		400m	400m	(0:11.19)	(0:11.04)	(0:11.66)				
7	2	TAPILDOODLEDO	5	66.4	0:11.03	0:33.73 [5]	0:22.56 [6]	0:11.53 [7]	4.42L		0:33.73	-1
		Mark Du Plessis		400m	400m	(0:11.17)	(0:11.03)	(0:11.53)				

[ ]	Ranking at each section and finish	**SCN**	Saddle cloth number
-:--.--	No data available at this section	**DNF**	Did not finish
NA	No data available	**DNT**	Did not track

data processed by TRIPLESDATA

Horse/Jockey Name	Mr Buster
Final Rank	1
Fastest Section Time (Section)	0:10.76 (400m)
Top Speed [km/h] (Section)	67.7 (400m)
Race State	Finished

DoombenProfessional

Race 2: BECOME A BRC MEMBER BENCHMARK 90 Handicap - 2000m

15 November 2025 - 12:18

Track Rating: Soft 6, Weather: Fine, Rail Position: 1 metre Entire

BRISBANE RACING CLUB

Section	Overall	1800m	1600m	1400m	1200m	1000m	800m	600m	400m	200m
Section Times	2:04.47 [1] (0:15.04)	1:49.43 [4] (0:12.33)	1:37.10 [4] (0:12.89)	1:24.21 [4] (0:13.44)	1:10.77 [4] (0:13.03)	0:57.74 [4] (0:12.63)	0:45.11 [3] (0:11.99)	0:33.12 [4] (0:11.03)	0:22.09 [3] (0:10.76)	0:11.33 [1] (0:11.33)
Average Speed [km/h]	47.9	57.9	55.8	53.7	55.2	57.4	60.6	65.4	66.9	63.5
Top Speed [km/h]	61.1	60.8	56.8	54.4	56.8	59.2	63.5	66.0	67.7	66.4
Avg. Dist. to Rail [m]	1.5	0.6	0.3	0.3	1.7	2.4	1.2	0.7	1.6	4.6
Avg. Stride Freq. [Hz]	2.2	2.3	2.2	2.2	2.2	2.2	2.3	2.4	2.4	2.4
Avg. Stride Length [m]	6.1	7.1	7.1	6.9	7.0	7.3	7.3	7.7	7.6	7.3

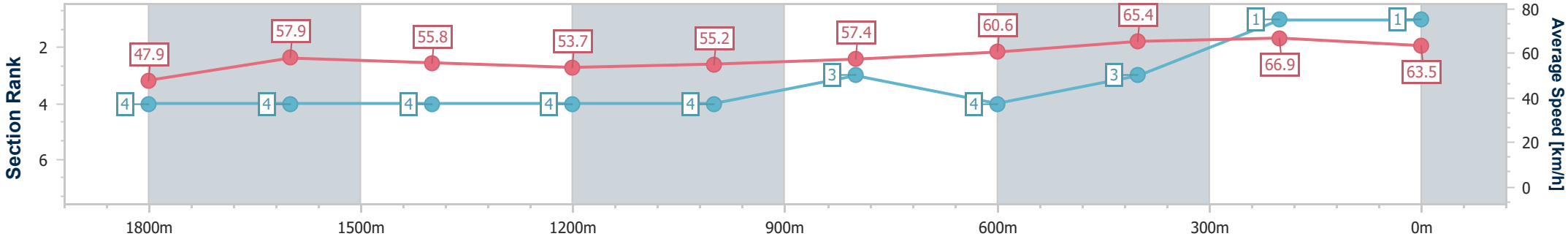

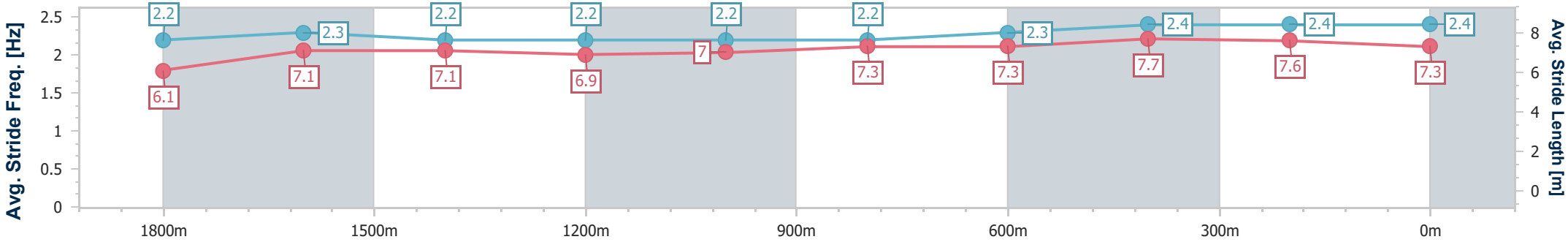

[ ]	Ranking at each section and finish
-:--.--	No data available at this section
NA	No data available

data processed by TRIPLESDATA

Horse/Jockey Name	Naval Commission
Final Rank	2
Fastest Section Time (Section)	0:11.08 (400m)
Top Speed [km/h] (Section)	65.9 (200m)
Race State	Finished

TAB

DoombenProfessional

Race 2: BECOME A BRC MEMBER BENCHMARK 90 Handicap - 2000m

15 November 2025 - 12:18

Track Rating: Soft 6, Weather: Fine, Rail Position: 1 metre Entire

BRISBANE RACING CLUB

Section	Overall	1800m	1600m	1400m	1200m	1000m	800m	600m	400m	200m
Section Times	2:04.71 [2] (0:14.79)	1:49.92 [2] (0:12.24)	1:37.68 [2] (0:12.99)	1:24.69 [2] (0:13.48)	1:11.21 [2] (0:13.22)	0:57.99 [3] (0:12.83)	0:45.16 [4] (0:11.69)	0:33.47 [2] (0:11.09)	0:22.38 [2] (0:11.08)	0:11.30 [3] (0:11.30)
Average Speed [km/h]	48.7	58.0	54.9	53.0	54.6	55.8	59.7	63.6	64.5	63.9
Top Speed [km/h]	61.3	60.9	56.4	54.3	55.6	57.8	62.6	64.9	65.7	65.9
Avg. Dist. to Rail [m]	0.9	2.3	1.9	1.2	0.2	1.6	5.6	3.7	2.1	0.4
Avg. Stride Freq. [Hz]	2.1	2.2	2.2	2.1	2.1	2.1	2.2	2.2	2.3	2.3
Avg. Stride Length [m]	6.5	7.4	7.1	7.0	7.2	7.3	7.7	7.9	7.9	7.8

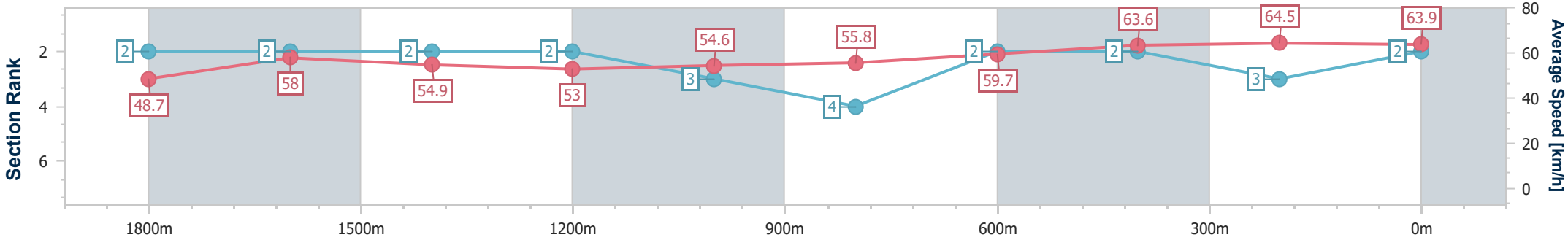

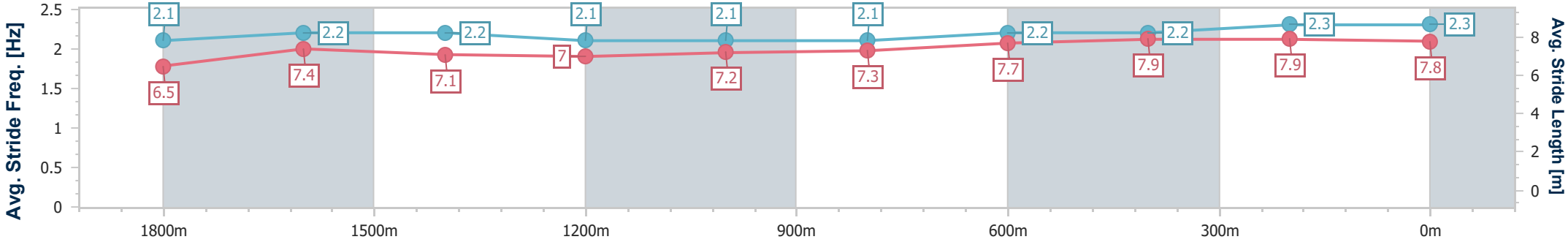

[ ]	Ranking at each section and finish
-:--.--	No data available at this section
NA	No data available

data processed by TRIPLESDATA

Horse/Jockey Name	Nikau Spur
Final Rank	3
Fastest Section Time (Section)	0:10.78 (400m)
Top Speed [km/h] (Section)	67.5 (400m)
Race State	Finished

TAB

DoombenProfessional

Race 2: BECOME A BRC MEMBER BENCHMARK 90 Handicap - 2000m

15 November 2025 - 12:18

Track Rating: Soft 6, Weather: Fine, Rail Position: 1 metre Entire

BRISBANE RACING CLUB

Section	Overall	1800m	1600m	1400m	1200m	1000m	800m	600m	400m	200m
Section Times	2:04.71 [3] (0:15.28)	1:49.43 [5] (0:12.19)	1:37.24 [5] (0:12.93)	1:24.31 [5] (0:13.51)	1:10.80 [5] (0:13.00)	0:57.80 [5] (0:12.68)	0:45.12 [5] (0:12.00)	0:33.12 [6] (0:11.11)	0:22.01 [7] (0:10.78)	0:11.23 [6] (0:11.23)
Average Speed [km/h]	47.1	58.4	55.2	53.2	55.2	57.2	59.9	64.7	66.6	64.2
Top Speed [km/h]	60.9	61.4	56.3	54.8	56.8	57.9	63.8	66.0	67.5	65.9
Avg. Dist. to Rail [m]	2.3	2.7	1.3	0.5	0.7	0.8	0.3	0.6	1.9	1.9
Avg. Stride Freq. [Hz]	2.2	2.3	2.2	2.2	2.2	2.2	2.3	2.4	2.5	2.4
Avg. Stride Length [m]	5.9	7.0	6.9	6.8	7.0	7.2	7.3	7.5	7.5	7.3

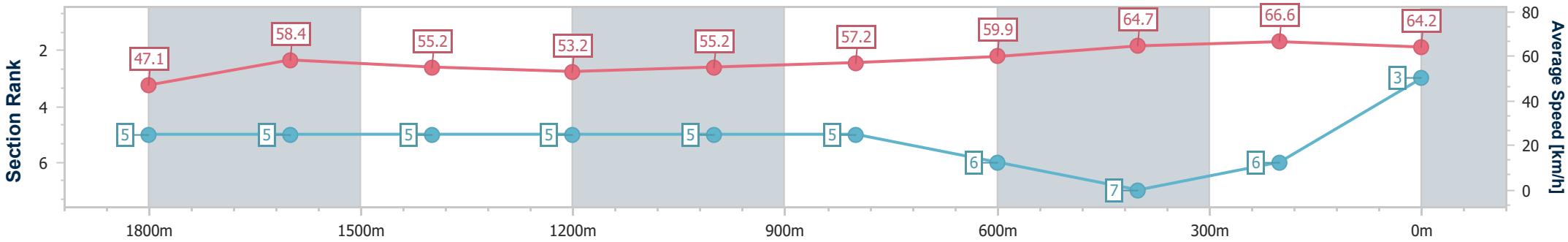

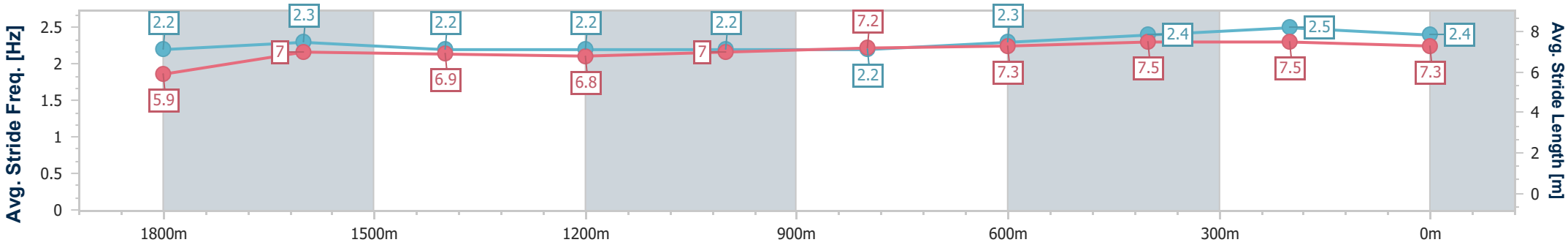

[ ]	Ranking at each section and finish
-:--.--	No data available at this section
NA	No data available

data processed by TRIPLESDATA

Horse/Jockey Name	Steel Blaze
Final Rank	4
Fastest Section Time (Section)	0:10.88 (400m)
Top Speed [km/h] (Section)	67.4 (400m)
Race State	Finished

DoombenProfessional

Race 2: BECOME A BRC MEMBER BENCHMARK 90 Handicap - 2000m

15 November 2025 - 12:18

Track Rating: Soft 6, Weather: Fine, Rail Position: 1 metre Entire

BRISBANE RACING CLUB

Section	Overall	1800m	1600m	1400m	1200m	1000m	800m	600m	400m	200m
Section Times	2:04.85 [4] (0:14.89)	1:49.96 [3] (0:12.33)	1:37.63 [3] (0:12.99)	1:24.64 [3] (0:13.41)	1:11.23 [3] (0:13.01)	0:58.22 [2] (0:12.65)	0:45.57 [2] (0:12.06)	0:33.51 [3] (0:11.20)	0:22.31 [4] (0:10.88)	0:11.43 [4] (0:11.43)
Average Speed [km/h]	48.3	58.1	55.0	53.6	55.4	57.0	59.6	64.1	66.0	63.0
Top Speed [km/h]	61.0	60.8	55.8	55.3	57.0	57.6	62.8	64.8	67.4	65.9
Avg. Dist. to Rail [m]	1.2	1.5	1.0	0.5	0.5	0.6	0.1	0.7	1.5	0.5
Avg. Stride Freq. [Hz]	2.1	2.2	2.1	2.0	2.0	2.1	2.1	2.2	2.3	2.3
Avg. Stride Length [m]	6.2	7.5	7.4	7.4	7.6	7.7	7.9	8.0	8.0	7.6

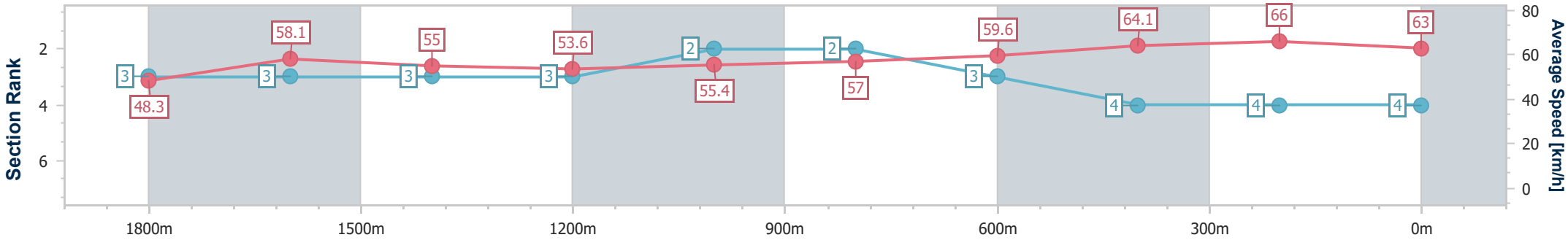

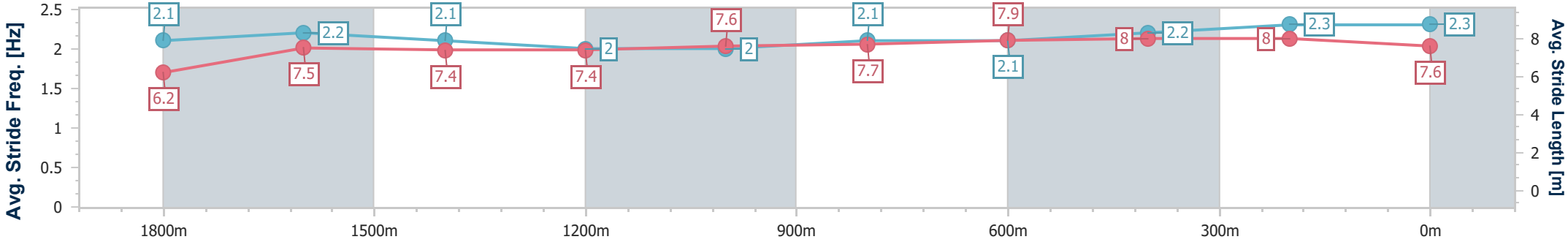

[ ]	Ranking at each section and finish
-:--.--	No data available at this section
NA	No data available

data processed by TRIPLESDATA

Horse/Jockey Name	Connecticut
Final Rank	5
Fastest Section Time (Section)	0:10.81 (400m)
Top Speed [km/h] (Section)	67.8 (400m)
Race State	Finished

TAB

DoombenProfessional

Race 2: BECOME A BRC MEMBER BENCHMARK 90 Handicap - 2000m

15 November 2025 - 12:18

Track Rating: Soft 6, Weather: Fine, Rail Position: 1 metre Entire

BRISBANE RACING CLUB

Section	Overall	1800m	1600m	1400m	1200m	1000m	800m	600m	400m	200m
Section Times	2:04.89 [5] (0:15.72)	1:49.17 [7] (0:12.47)	1:36.70 [7] (0:12.90)	1:23.80 [7] (0:13.05)	1:10.75 [7] (0:12.99)	0:57.76 [7] (0:12.69)	0:45.07 [7] (0:11.88)	0:33.19 [7] (0:10.95)	0:22.24 [5] (0:10.81)	0:11.43 [5] (0:11.43)
Average Speed [km/h]	45.7	57.4	55.4	55.3	55.3	56.9	60.9	66.0	66.7	63.1
Top Speed [km/h]	59.9	60.0	56.8	56.1	57.2	57.9	64.9	67.0	67.8	66.0
Avg. Dist. to Rail [m]	3.1	1.3	0.6	0.4	1.0	1.0	0.6	0.8	2.3	3.4
Avg. Stride Freq. [Hz]	2.1	2.2	2.1	2.1	2.0	2.1	2.1	2.3	2.3	2.2
Avg. Stride Length [m]	6.2	7.3	7.2	7.4	7.5	7.7	7.9	8.1	8.1	7.8

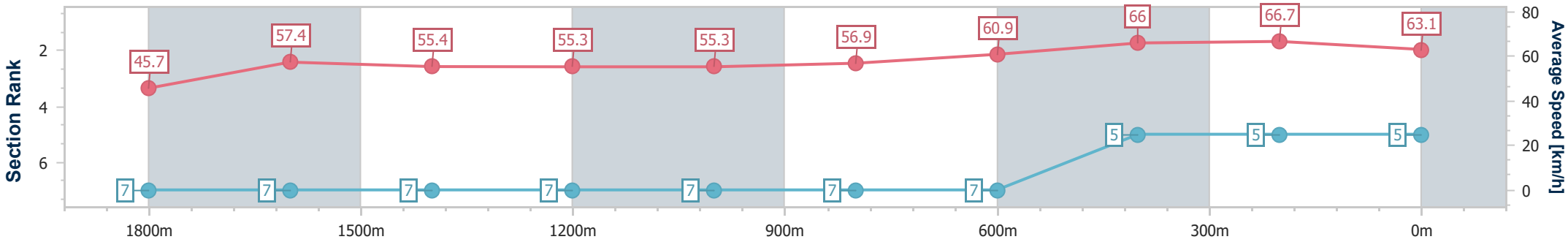

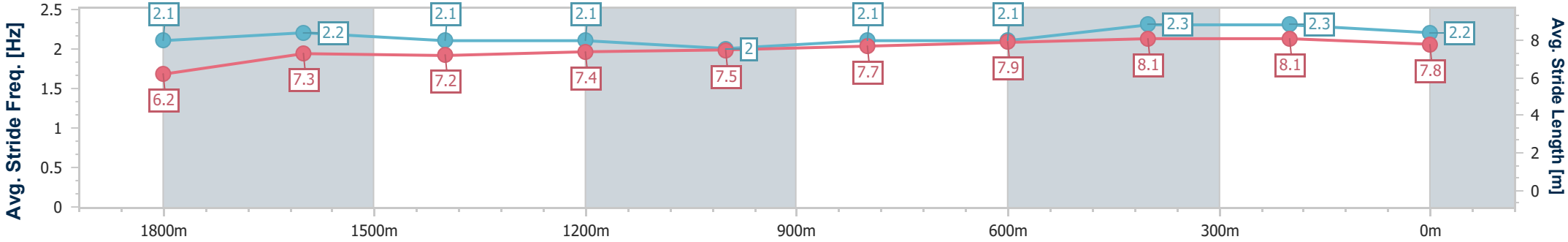

[ ]	Ranking at each section and finish
-:--.--	No data available at this section
NA	No data available

data processed by TRIPLESDATA

Horse/Jockey Name	Counter
Final Rank	6
Fastest Section Time (Section)	0:11.04 (400m)
Top Speed [km/h] (Section)	66.5 (400m)
Race State	Finished

DoombenProfessional

Race 2: BECOME A BRC MEMBER BENCHMARK 90 Handicap - 2000m

15 November 2025 - 12:18

Track Rating: Soft 6, Weather: Fine, Rail Position: 1 metre Entire

BRISBANE RACING CLUB

Section	Overall	1800m	1600m	1400m	1200m	1000m	800m	600m	400m	200m
Section Times	2:04.94 [6] (0:14.75)	1:50.19 [1] (0:12.21)	1:37.98 [1] (0:12.99)	1:24.99 [1] (0:13.53)	1:11.46 [1] (0:12.90)	0:58.56 [1] (0:12.63)	0:45.93 [1] (0:12.04)	0:33.89 [1] (0:11.19)	0:22.70 [1] (0:11.04)	0:11.66 [2] (0:11.66)
Average Speed [km/h]	48.8	58.2	55.0	53.5	55.7	57.2	60.0	64.2	65.1	61.7
Top Speed [km/h]	61.0	60.8	56.0	54.5	58.9	58.8	62.4	66.1	66.5	64.8
Avg. Dist. to Rail [m]	3.0	2.1	1.0	0.5	1.2	1.0	0.8	0.8	0.7	2.4
Avg. Stride Freq. [Hz]	2.3	2.3	2.2	2.2	2.2	2.2	2.2	2.4	2.5	2.4
Avg. Stride Length [m]	5.8	7.1	6.9	6.9	7.0	7.1	7.4	7.5	7.4	7.2

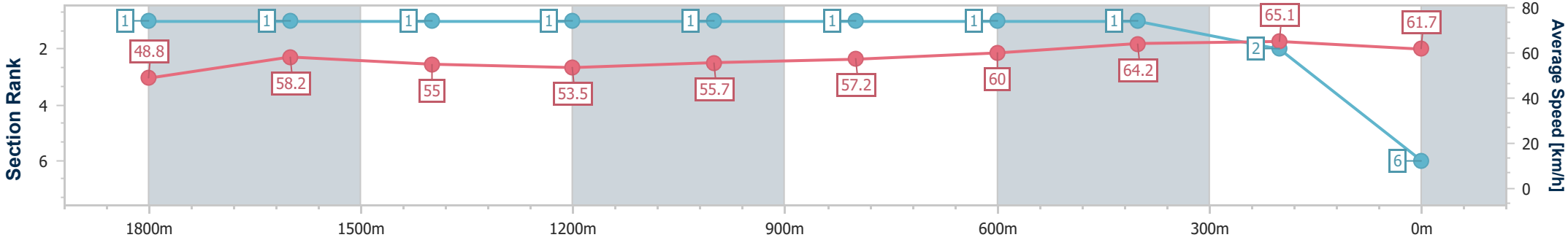

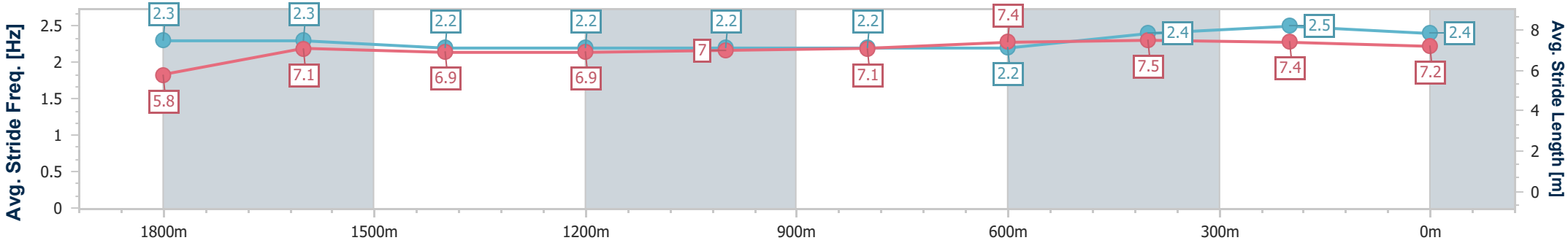

[ ]	Ranking at each section and finish
-:--.--	No data available at this section
NA	No data available

data processed by TRIPLESDATA

Horse/Jockey Name	Tapildoodledo
Final Rank	7
Fastest Section Time (Section)	0:11.03 (400m)
Top Speed [km/h] (Section)	66.4 (400m)
Race State	Finished

TAB

DoombenProfessional

Race 2: BECOME A BRC MEMBER BENCHMARK 90 Handicap - 2000m

15 November 2025 - 12:18

Track Rating: Soft 6, Weather: Fine, Rail Position: 1 metre Entire

BRISBANE RACING CLUB

Section	Overall	1800m	1600m	1400m	1200m	1000m	800m	600m	400m	200m
Section Times	2:05.22 [7] (0:15.31)	1:49.91 [6] (0:12.30)	1:37.61 [6] (0:12.87)	1:24.74 [6] (0:13.48)	1:11.26 [6] (0:13.00)	0:58.26 [6] (0:12.66)	0:45.60 [6] (0:11.87)	0:33.73 [5] (0:11.17)	0:22.56 [6] (0:11.03)	0:11.53 [7] (0:11.53)
Average Speed [km/h]	47.1	58.0	55.8	53.4	55.4	57.0	61.1	64.7	65.3	62.5
Top Speed [km/h]	60.1	60.5	56.4	54.7	57.4	58.4	64.6	66.1	66.4	64.2
Avg. Dist. to Rail [m]	2.0	1.5	0.5	0.3	1.2	1.4	0.9	0.8	3.2	5.9
Avg. Stride Freq. [Hz]	2.2	2.3	2.2	2.2	2.2	2.2	2.3	2.4	2.4	2.3
Avg. Stride Length [m]	5.9	7.1	7.0	6.9	7.2	7.3	7.5	7.6	7.6	7.5

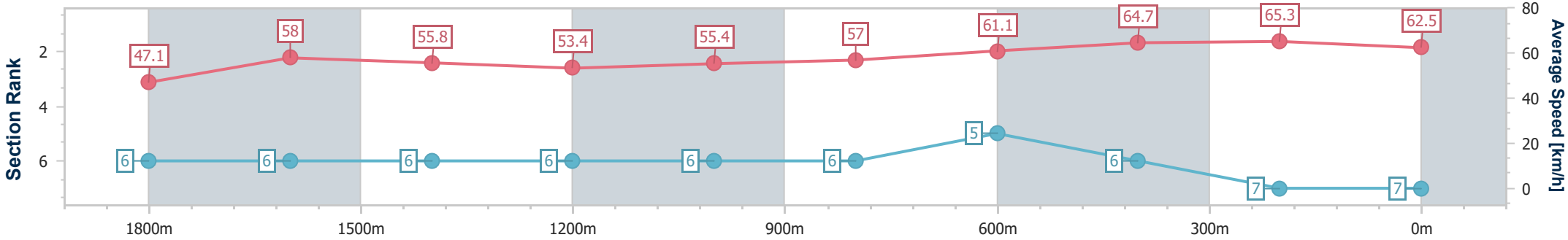

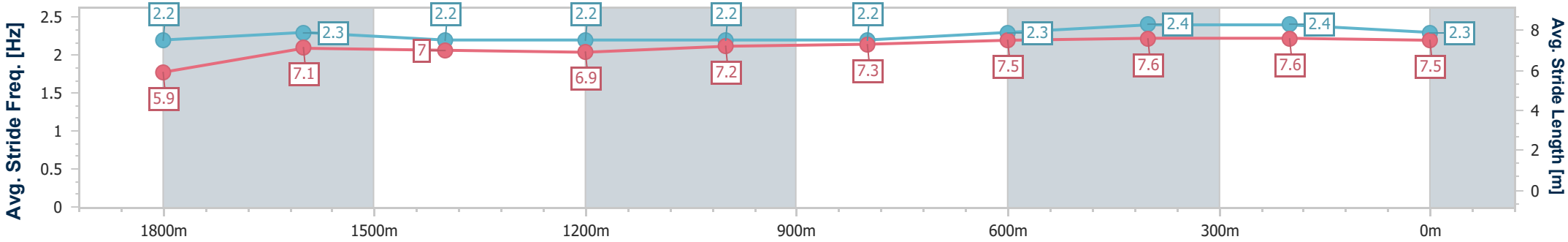

[ ]	Ranking at each section and finish
-:--.--	No data available at this section
NA	No data available

data processed by TRIPLESDATA

DoombenProfessional

Race 3: U&U RECRUITMENT QTIS Three-Year-Old Handicap - 1600m

15 November 2025 - 12:55

BRISBANE RACING CLUB

Track Rating: Soft 6, Weather: Fine, Rail Position: 1 metre Entire

Section						Overall	1400m	1200m	1000m	800m	600m	400m	Last 600m	
Field Times						1:37.34 (0:14.17)	1:23.17 (0:11.80)	1:11.37 (0:12.37)	0:59.00 (0:12.38)	0:46.62 (0:12.16)	0:34.46 (0:11.73)	0:22.73 (0:11.20)	0:34.46	
Rank	**TAB**	**Horse/Jockey**	**Barrier**	**Top Speed [km/h]**	**Fastest Section**									**Distance Travelled [m]**
1	6	POWER REECE	1	66.2	0:11.04	1:37.34 [1]	1:23.01 [2]	1:11.08 [3]	0:58.76 [3]	0:46.41 [3]	0:34.20 [3]	0:22.51 [3]	0:34.20	
		Ben Thompson		400m	400m	(0:14.33)	(0:11.93)	(0:12.32)	(0:12.35)	(0:12.21)	(0:11.69)	(0:11.04)		
2	8	KRUMAC	2	67.3	0:11.01	1:37.35 [2]	1:22.63 [6]	1:10.59 [7]	0:58.39 [6]	0:46.05 [5]	0:33.93 [5]	0:22.29 [5]	0:33.93	+1
		Damien Thornton		400m	400m	(0:14.72)	(0:12.04)	(0:12.20)	(0:12.34)	(0:12.12)	(0:11.64)	(0:11.01)		
3	7	NORTY FORTY	7	66.4	0:11.17	1:37.47 [3]	1:23.30 [1]	1:11.36 [2]	0:59.00 [2]	0:46.68 [2]	0:34.42 [2]	0:22.80 [2]	0:34.42	+0
		Emily Lang		400m	400m	(0:14.17)	(0:11.94)	(0:12.36)	(0:12.32)	(0:12.26)	(0:11.62)	(0:11.17)		
4	5	DIVERSITY	8	65.2	0:11.20	1:37.48 [4]	1:23.15 [3]	1:11.51 [1]	0:59.14 [1]	0:46.76 [1]	0:34.60 [1]	0:22.87 [1]	0:34.60	+0
		Mark Du Plessis		400m	400m	(0:14.33)	(0:11.64)	(0:12.37)	(0:12.38)	(0:12.16)	(0:11.73)	(0:11.20)		
5	3	VANDEVELDE	4	66.7	0:11.00	1:37.57 [5]	1:22.47 [9]	1:10.69 [8]	0:58.28 [9]	0:45.86 [9]	0:33.84 [9]	0:22.42 [7]	0:33.84	+2
		Jake Bayliss		200m	400m	(0:15.10)	(0:11.78)	(0:12.41)	(0:12.42)	(0:12.02)	(0:11.42)	(0:11.00)		
6	1	WILY JACK	6	65.5	0:11.24	1:37.96 [6]	1:23.49 [4]	1:11.60 [4]	0:59.20 [4]	0:46.85 [4]	0:34.68 [4]	0:22.94 [4]	0:34.68	+2
		Cejay Graham		400m	400m	(0:14.47)	(0:11.89)	(0:12.40)	(0:12.35)	(0:12.17)	(0:11.74)	(0:11.24)		
7	2	DUSHENKA	9	65.3	0:11.20	1:37.97 [7]	1:23.02 [7]	1:11.26 [6]	0:59.03 [5]	0:46.58 [6]	0:34.46 [6]	0:22.82 [6]	0:34.46	+5
		Jasper Franklin		400m	400m	(0:14.95)	(0:11.76)	(0:12.23)	(0:12.45)	(0:12.12)	(0:11.64)	(0:11.20)		
8	4	INQUISITOR	5	66.9	0:11.06	1:38.04 [8]	1:23.37 [5]	1:11.44 [5]	0:59.01 [7]	0:46.62 [7]	0:34.52 [7]	0:22.79 [8]	0:34.52	+1
		Jai Williams		400m	400m	(0:14.67)	(0:11.93)	(0:12.43)	(0:12.39)	(0:12.10)	(0:11.73)	(0:11.06)		
9	9	PIERTAGA	3	66.1	0:11.09	1:38.15 [9]	1:23.13 [8]	1:11.16 [9]	0:58.92 [8]	0:46.59 [8]	0:34.47 [8]	0:22.89 [9]	0:34.47	+1
		Robbie Dolan		400m	400m	(0:15.02)	(0:11.97)	(0:12.24)	(0:12.33)	(0:12.12)	(0:11.58)	(0:11.09)		

[ ]	Ranking at each section and finish	**SCN**	Saddle cloth number
-:--.--	No data available at this section	**DNF**	Did not finish
NA	No data available	**DNT**	Did not track

data processed by TRIPLESDATA

DoombenProfessional

Race 3: U&U RECRUITMENT QTIS Three-Year-Old Handicap - 1600m

15 November 2025 - 12:55

BRISBANE RACING CLUB

Track Rating: Soft 6, Weather: Fine, Rail Position: 1 metre Entire

Section	200m	Last 600m
Field Times	0:11.53 (0:11.53)	0:34.46

Rank	TAB	Horse/Jockey	Barrier	Top Speed [km/h]	Fastest Section		Margin		Distance Travelled [m]
1	6	**POWER REECE**	1	66.2	0:11.04	0:11.47 [3]	1:37.34	0:34.20	
		Ben Thompson		400m	400m	(0:11.47)			
2	8	**KRUMAC**	2	67.3	0:11.01	0:11.28 [4]	0.05L	0:33.93	+1
		Damien Thornton		400m	400m	(0:11.28)			
3	7	**NORTY FORTY**	7	66.4	0:11.17	0:11.63 [2]	0.72L	0:34.42	+0
		Emily Lang		400m	400m	(0:11.63)			
4	5	**DIVERSITY**	8	65.2	0:11.20	0:11.67 [1]	0.82L	0:34.60	+0
		Mark Du Plessis		400m	400m	(0:11.67)			
5	3	**VANDEVELDE**	4	66.7	0:11.00	0:11.42 [5]	1.33L	0:33.84	+2
		Jake Bayliss		200m	400m	(0:11.42)			
6	1	**WILY JACK**	6	65.5	0:11.24	0:11.70 [6]	3.6L	0:34.68	+2
		Cejay Graham		400m	400m	(0:11.70)			
7	2	**DUSHENKA**	9	65.3	0:11.20	0:11.62 [9]	3.7L	0:34.46	+5
		Jasper Franklin		400m	400m	(0:11.62)			
8	4	**INQUISITOR**	5	66.9	0:11.06	0:11.73 [7]	4.09L	0:34.52	+1
		Jai Williams		400m	400m	(0:11.73)			
9	9	**PIERTAGA**	3	66.1	0:11.09	0:11.80 [8]	4.73L	0:34.47	+1
		Robbie Dolan		400m	400m	(0:11.80)			

[ ]	Ranking at each section and finish	**SCN**	Saddle cloth number
-:--.--	No data available at this section	**DNF**	Did not finish
NA	No data available	**DNT**	Did not track

data processed by TRIPLESDATA

Horse/Jockey Name	Power Reece
Final Rank	1
Fastest Section Time (Section)	0:11.04 (400m)
Top Speed [km/h] (Section)	66.2 (400m)
Race State	Finished

TAB

DoombenProfessional

Race 3: U&U RECRUITMENT QTIS Three-Year-Old Handicap - 1600m

15 November 2025 - 12:55

Track Rating: Soft 6, Weather: Fine, Rail Position: 1 metre Entire

BRISBANE RACING CLUB

Section	Overall	1400m	1200m	1000m	800m	600m	400m	200m
Section Times	1:37.34 [1] (0:14.33)	1:23.01 [2] (0:11.93)	1:11.08 [3] (0:12.32)	0:58.76 [3] (0:12.35)	0:46.41 [3] (0:12.21)	0:34.20 [3] (0:11.69)	0:22.51 [3] (0:11.04)	0:11.47 [3] (0:11.47)
Average Speed [km/h]	50.2	60.1	58.6	58.3	58.9	61.3	65.4	62.5
Top Speed [km/h]	62.4	62.2	58.9	59.0	60.2	63.5	66.2	65.3
Avg. Dist. to Rail [m]	1.0	0.3	0.5	0.4	0.1	0.8	2.1	3.0
Avg. Stride Freq. [Hz]	2.2	2.2	2.1	2.1	2.1	2.2	2.3	2.3
Avg. Stride Length [m]	6.3	7.2	7.7	7.6	7.6	7.4	7.1	7.5

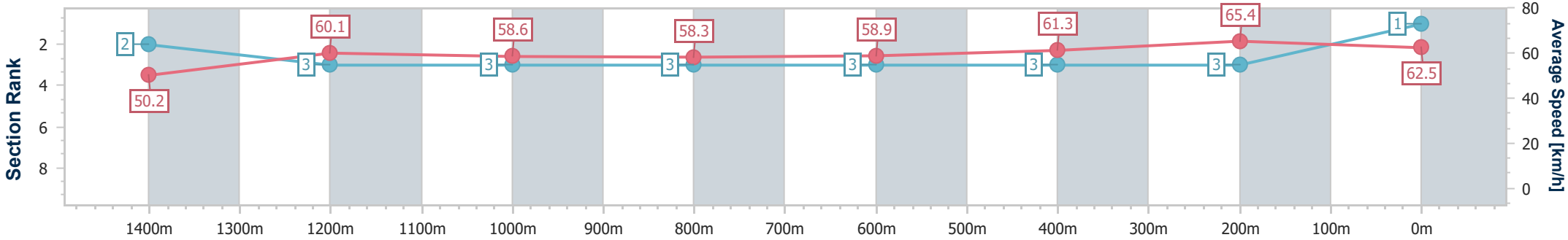

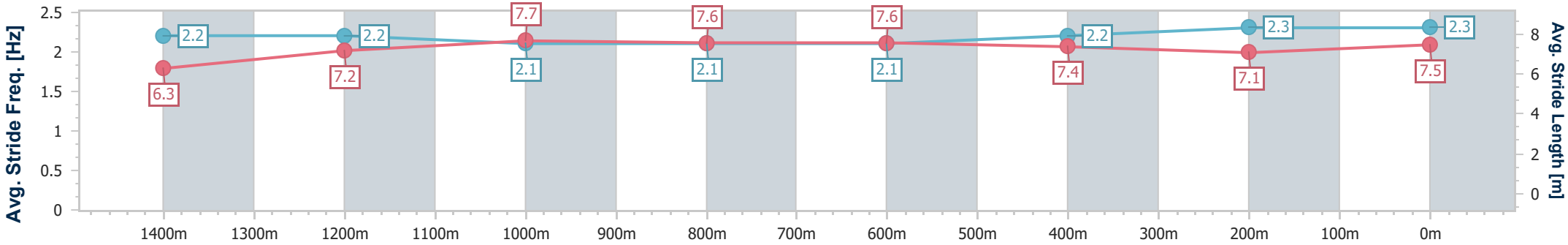

[ ]	Ranking at each section and finish
-:--.--	No data available at this section
NA	No data available

data processed by TRIPLESDATA

Horse/Jockey Name	Krumac
Final Rank	2
Fastest Section Time (Section)	0:11.01 (400m)
Top Speed [km/h] (Section)	67.3 (400m)
Race State	Finished

DoombenProfessional

Race 3: U&U RECRUITMENT QTIS Three-Year-Old Handicap - 1600m

15 November 2025 - 12:55

Track Rating: Soft 6, Weather: Fine, Rail Position: 1 metre Entire

BRISBANE RACING CLUB

Section	Overall	1400m	1200m	1000m	800m	600m	400m	200m
Section Times	1:37.35 [2] (0:14.72)	1:22.63 [6] (0:12.04)	1:10.59 [7] (0:12.20)	0:58.39 [6] (0:12.34)	0:46.05 [5] (0:12.12)	0:33.93 [5] (0:11.64)	0:22.29 [5] (0:11.01)	0:11.28 [4] (0:11.28)
Average Speed [km/h]	48.8	59.9	59.1	58.4	59.5	61.4	65.3	63.8
Top Speed [km/h]	61.9	60.7	60.9	59.1	60.5	62.5	67.3	67.2
Avg. Dist. to Rail [m]	0.6	0.5	0.7	0.5	0.1	1.1	1.0	0.4
Avg. Stride Freq. [Hz]	2.1	2.2	2.1	2.1	2.1	2.1	2.3	2.3
Avg. Stride Length [m]	6.4	7.7	7.7	7.9	7.8	8.0	8.0	7.8

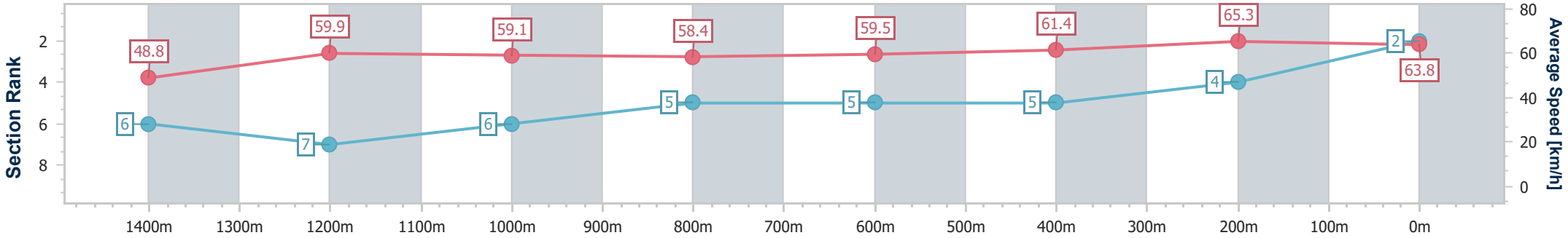

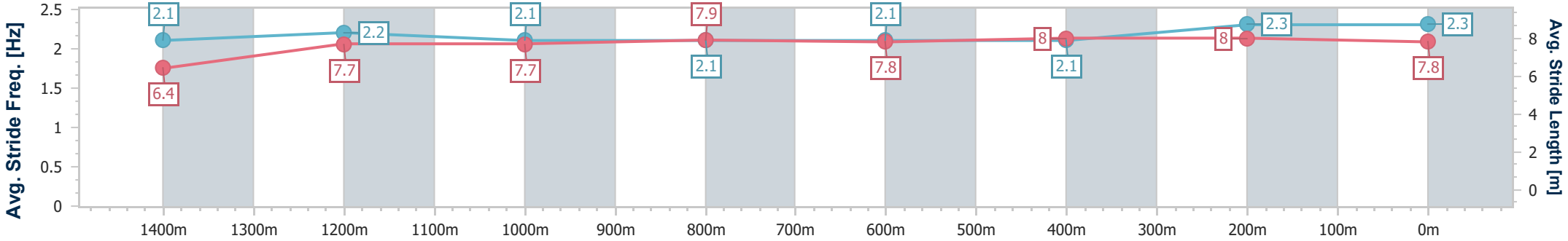

[ ]	Ranking at each section and finish
-:--.--	No data available at this section
NA	No data available

data processed by TRIPLESDATA

Horse/Jockey Name	Norty Forty
Final Rank	3
Fastest Section Time (Section)	0:11.17 (400m)
Top Speed [km/h] (Section)	66.4 (400m)
Race State	Finished

TAB

DoombenProfessional

Race 3: U&U RECRUITMENT QTIS Three-Year-Old Handicap - 1600m

15 November 2025 - 12:55

Track Rating: Soft 6, Weather: Fine, Rail Position: 1 metre Entire

BRISBANE RACING CLUB

Section	Overall	1400m	1200m	1000m	800m	600m	400m	200m
Section Times	1:37.47 [3] (0:14.17)	1:23.30 [1] (0:11.94)	1:11.36 [2] (0:12.36)	0:59.00 [2] (0:12.32)	0:46.68 [2] (0:12.26)	0:34.42 [2] (0:11.62)	0:22.80 [2] (0:11.17)	0:11.63 [2] (0:11.63)
Average Speed [km/h]	50.8	59.7	58.1	58.5	59.1	61.9	64.4	61.9
Top Speed [km/h]	63.8	61.8	58.9	59.2	60.3	63.6	66.4	65.4
Avg. Dist. to Rail [m]	2.9	1.8	1.0	1.3	0.6	0.2	1.7	2.9
Avg. Stride Freq. [Hz]	2.2	2.2	2.2	2.2	2.2	2.3	2.3	2.3
Avg. Stride Length [m]	6.3	7.4	7.4	7.4	7.6	7.6	7.7	7.4

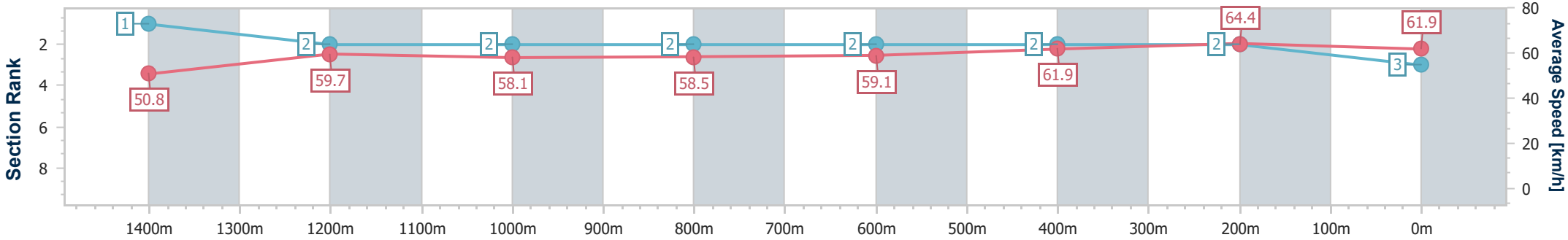

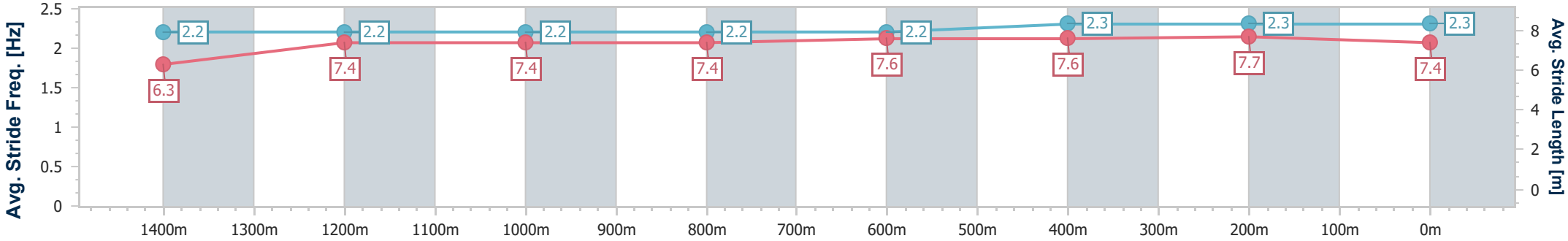

[ ]	Ranking at each section and finish
-:--.--	No data available at this section
NA	No data available

data processed by TRIPLESDATA

Horse/Jockey Name	Diversity
Final Rank	4
Fastest Section Time (Section)	0:11.20 (400m)
Top Speed [km/h] (Section)	65.2 (400m)
Race State	Finished

TAB

DoombenProfessional

Race 3: U&U RECRUITMENT QTIS Three-Year-Old Handicap - 1600m

15 November 2025 - 12:55

Track Rating: Soft 6, Weather: Fine, Rail Position: 1 metre Entire

BRISBANE RACING CLUB

Section	Overall	1400m	1200m	1000m	800m	600m	400m	200m
Section Times	1:37.48 [4] (0:14.33)	1:23.15 [3] (0:11.64)	1:11.51 [1] (0:12.37)	0:59.14 [1] (0:12.38)	0:46.76 [1] (0:12.16)	0:34.60 [1] (0:11.73)	0:22.87 [1] (0:11.20)	0:11.67 [1] (0:11.67)
Average Speed [km/h]	50.1	61.1	58.2	58.0	58.9	61.1	64.1	61.8
Top Speed [km/h]	63.2	62.6	59.1	58.7	60.1	62.4	65.2	64.6
Avg. Dist. to Rail [m]	3.0	2.0	0.2	0.3	0.8	1.0	1.0	1.3
Avg. Stride Freq. [Hz]	2.2	2.2	2.1	2.1	2.1	2.1	2.2	2.2
Avg. Stride Length [m]	6.2	7.8	7.6	7.8	7.8	7.9	7.9	7.9

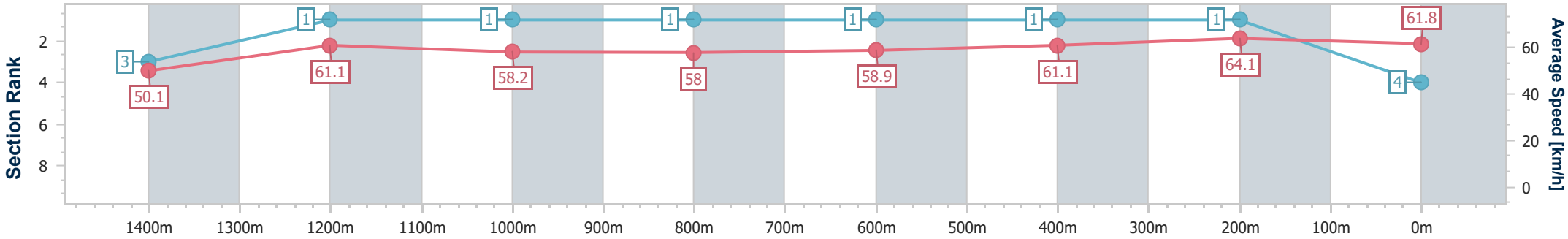

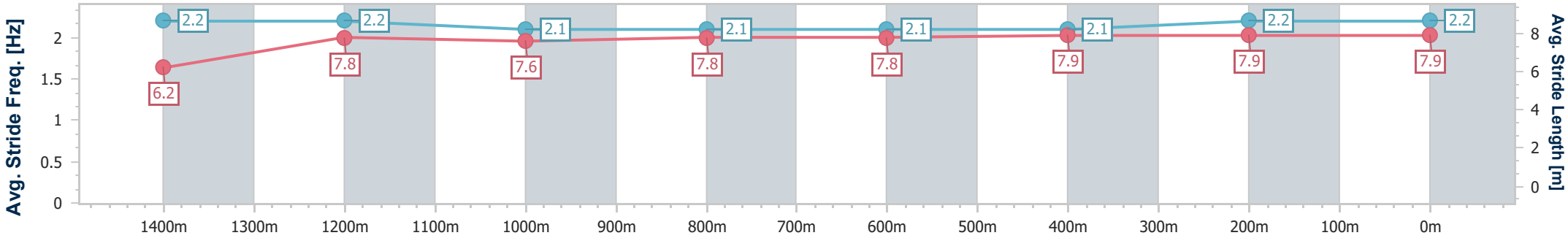

[ ]	Ranking at each section and finish
-:--.--	No data available at this section
NA	No data available

data processed by TRIPLESDATA

Horse/Jockey Name	Vandevelde
Final Rank	5
Fastest Section Time (Section)	0:11.00 (400m)
Top Speed [km/h] (Section)	66.7 (200m)
Race State	Finished

TAB

DoombenProfessional

Race 3: U&U RECRUITMENT QTIS Three-Year-Old Handicap - 1600m

15 November 2025 - 12:55

Track Rating: Soft 6, Weather: Fine, Rail Position: 1 metre Entire

BRISBANE RACING CLUB

Section	Overall	1400m	1200m	1000m	800m	600m	400m	200m
Section Times	1:37.57 [5] (0:15.10)	1:22.47 [9] (0:11.78)	1:10.69 [8] (0:12.41)	0:58.28 [9] (0:12.42)	0:45.86 [9] (0:12.02)	0:33.84 [9] (0:11.42)	0:22.42 [7] (0:11.00)	0:11.42 [5] (0:11.42)
Average Speed [km/h]	47.6	60.8	58.0	58.3	60.1	63.5	65.9	62.8
Top Speed [km/h]	62.8	62.2	60.1	58.7	60.9	66.1	66.7	66.7
Avg. Dist. to Rail [m]	1.3	0.9	1.7	1.5	0.9	1.0	4.1	4.3
Avg. Stride Freq. [Hz]	2.2	2.3	2.2	2.2	2.2	2.3	2.4	2.3
Avg. Stride Length [m]	6.0	7.4	7.2	7.4	7.5	7.5	7.6	7.5

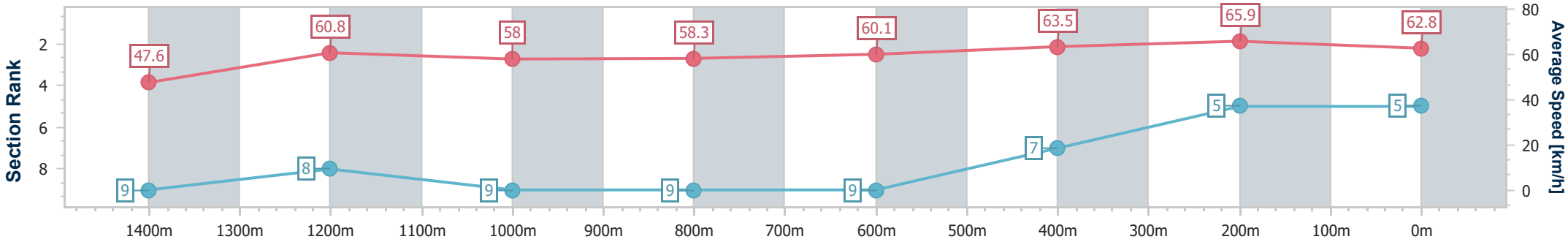

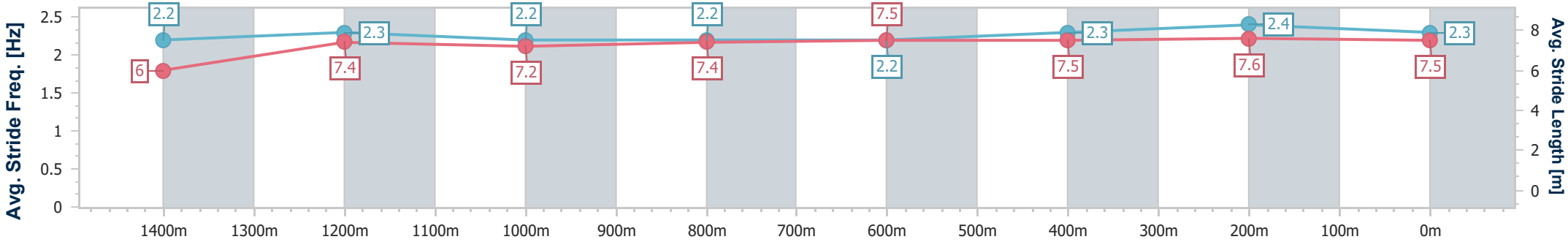

[ ]	Ranking at each section and finish
-:--.--	No data available at this section
NA	No data available

data processed by TRIPLESDATA

Horse/Jockey Name	Wily Jack
Final Rank	6
Fastest Section Time (Section)	0:11.24 (400m)
Top Speed [km/h] (Section)	65.5 (400m)
Race State	Finished

TAB

DoombenProfessional

Race 3: U&U RECRUITMENT QTIS Three-Year-Old Handicap - 1600m

15 November 2025 - 12:55

Track Rating: Soft 6, Weather: Fine, Rail Position: 1 metre Entire

BRISBANE RACING CLUB

Section	Overall	1400m	1200m	1000m	800m	600m	400m	200m
Section Times	1:37.96 [6] (0:14.47)	1:23.49 [4] (0:11.89)	1:11.60 [4] (0:12.40)	0:59.20 [4] (0:12.35)	0:46.85 [4] (0:12.17)	0:34.68 [4] (0:11.74)	0:22.94 [4] (0:11.24)	0:11.70 [6] (0:11.70)
Average Speed [km/h]	49.8	60.3	58.2	58.4	59.3	61.4	64.1	61.8
Top Speed [km/h]	62.3	61.2	59.0	59.1	59.9	62.8	65.5	63.9
Avg. Dist. to Rail [m]	2.4	0.7	0.6	0.8	0.3	0.3	3.8	5.7
Avg. Stride Freq. [Hz]	2.2	2.2	2.2	2.1	2.1	2.2	2.3	2.2
Avg. Stride Length [m]	6.2	7.4	7.5	7.5	7.7	7.7	7.6	7.6

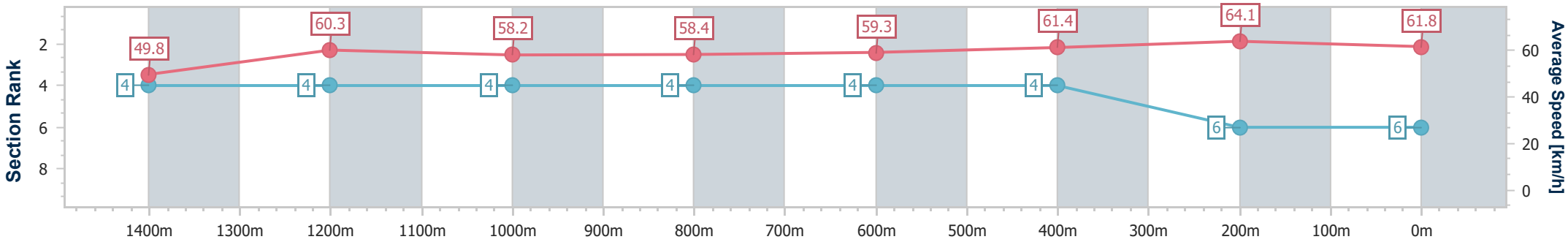

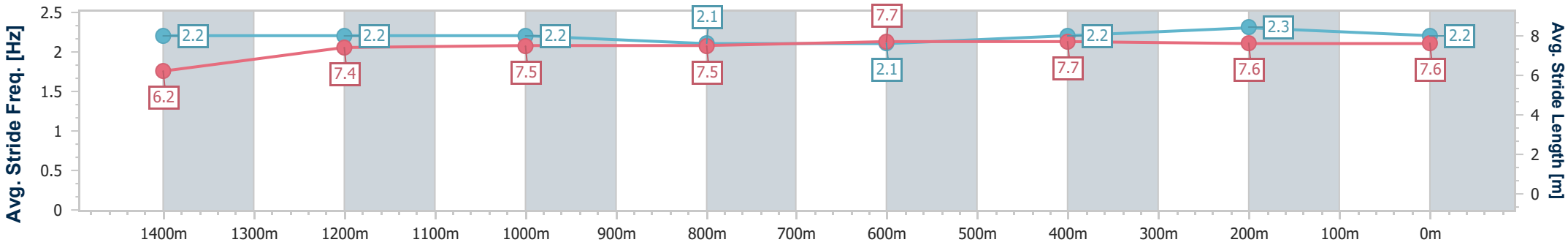

[ ]	Ranking at each section and finish
-:--.--	No data available at this section
NA	No data available

data processed by TRIPLESDATA

Horse/Jockey Name	Dushenka
Final Rank	7
Fastest Section Time (Section)	0:11.20 (400m)
Top Speed [km/h] (Section)	65.3 (400m)
Race State	Finished

TAB

DoombenProfessional

Race 3: U&U RECRUITMENT QTIS Three-Year-Old Handicap - 1600m

15 November 2025 - 12:55

Track Rating: Soft 6, Weather: Fine, Rail Position: 1 metre Entire

BRISBANE RACING CLUB

Section	Overall	1400m	1200m	1000m	800m	600m	400m	200m
Section Times	1:37.97 [7] (0:14.95)	1:23.02 [7] (0:11.76)	1:11.26 [6] (0:12.23)	0:59.03 [5] (0:12.45)	0:46.58 [6] (0:12.12)	0:34.46 [6] (0:11.64)	0:22.82 [6] (0:11.20)	0:11.62 [9] (0:11.62)
Average Speed [km/h]	48.2	61.5	59.1	58.1	59.7	62.1	64.5	62.0
Top Speed [km/h]	60.4	62.3	61.8	58.8	60.6	63.8	65.3	63.6
Avg. Dist. to Rail [m]	5.0	1.0	2.3	2.3	1.1	0.6	3.2	5.1
Avg. Stride Freq. [Hz]	2.2	2.3	2.2	2.1	2.2	2.2	2.3	2.2
Avg. Stride Length [m]	6.2	7.5	7.5	7.5	7.6	7.8	7.8	7.7

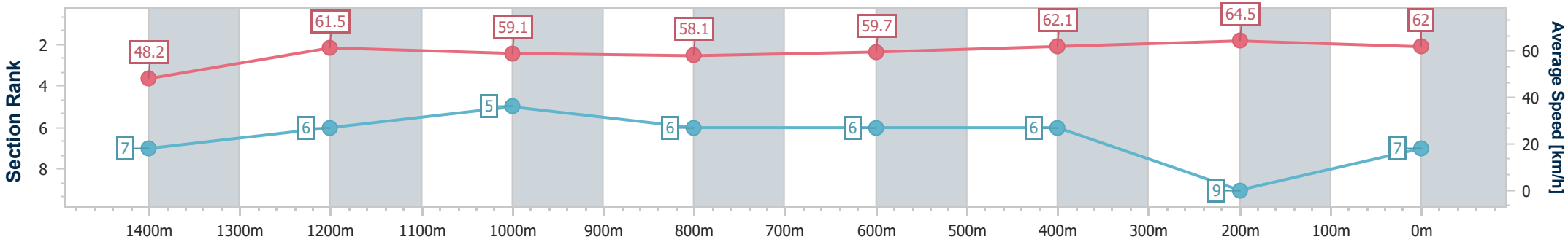

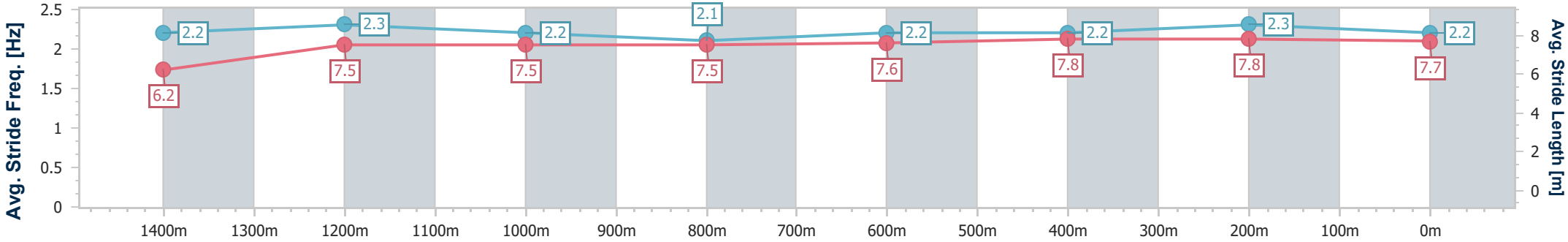

[ ]	Ranking at each section and finish
-:--.--	No data available at this section
NA	No data available

data processed by TRIPLESDATA

Horse/Jockey Name	Inquisitor
Final Rank	8
Fastest Section Time (Section)	0:11.06 (400m)
Top Speed [km/h] (Section)	66.9 (400m)
Race State	Finished

TAB

DoombenProfessional

Race 3: U&U RECRUITMENT QTIS Three-Year-Old Handicap - 1600m

15 November 2025 - 12:55

Track Rating: Soft 6, Weather: Fine, Rail Position: 1 metre Entire

BRISBANE RACING CLUB

Section	Overall	1400m	1200m	1000m	800m	600m	400m	200m
Section Times	1:38.04 [8] (0:14.67)	1:23.37 [5] (0:11.93)	1:11.44 [5] (0:12.43)	0:59.01 [7] (0:12.39)	0:46.62 [7] (0:12.10)	0:34.52 [7] (0:11.73)	0:22.79 [8] (0:11.06)	0:11.73 [7] (0:11.73)
Average Speed [km/h]	49.1	60.7	57.8	58.3	59.6	61.3	65.0	61.5
Top Speed [km/h]	62.7	61.9	59.3	60.3	60.5	63.7	66.9	65.5
Avg. Dist. to Rail [m]	1.8	0.7	1.9	1.5	0.4	0.5	1.1	1.5
Avg. Stride Freq. [Hz]	2.1	2.2	2.1	2.1	2.1	2.2	2.3	2.3
Avg. Stride Length [m]	6.4	7.8	7.5	7.6	7.7	7.8	7.9	7.6

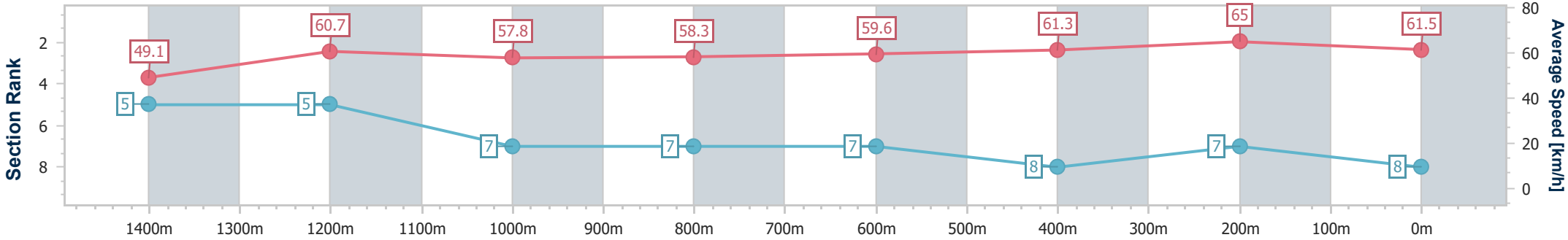

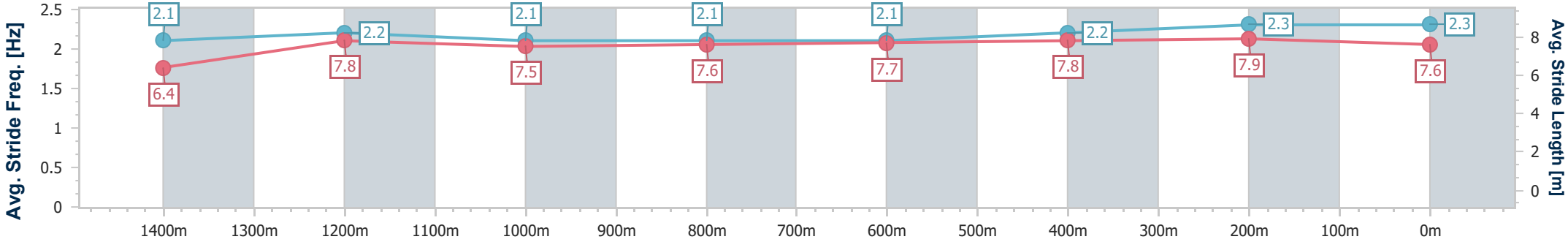

[ ]	Ranking at each section and finish
-:--.--	No data available at this section
NA	No data available

data processed by TRIPLESDATA

Horse/Jockey Name	Piertaga
Final Rank	9
Fastest Section Time (Section)	0:11.09 (400m)
Top Speed [km/h] (Section)	66.1 (400m)
Race State	Finished

TAB

DoombenProfessional

Race 3: U&U RECRUITMENT QTIS Three-Year-Old Handicap - 1600m

15 November 2025 - 12:55

Track Rating: Soft 6, Weather: Fine, Rail Position: 1 metre Entire

BRISBANE RACING CLUB

Section	Overall	1400m	1200m	1000m	800m	600m	400m	200m
Section Times	1:38.15 [9] (0:15.02)	1:23.13 [8] (0:11.97)	1:11.16 [9] (0:12.24)	0:58.92 [8] (0:12.33)	0:46.59 [8] (0:12.12)	0:34.47 [8] (0:11.58)	0:22.89 [9] (0:11.09)	0:11.80 [8] (0:11.80)
Average Speed [km/h]	48.0	60.0	58.9	58.5	59.3	61.5	64.8	60.9
Top Speed [km/h]	61.4	61.2	60.9	59.1	59.8	62.5	66.1	64.3
Avg. Dist. to Rail [m]	1.3	0.4	0.6	0.5	0.4	1.9	0.8	0.7
Avg. Stride Freq. [Hz]	2.2	2.2	2.1	2.1	2.2	2.2	2.3	2.2
Avg. Stride Length [m]	6.0	7.7	7.7	7.5	7.6	7.5	7.7	7.6

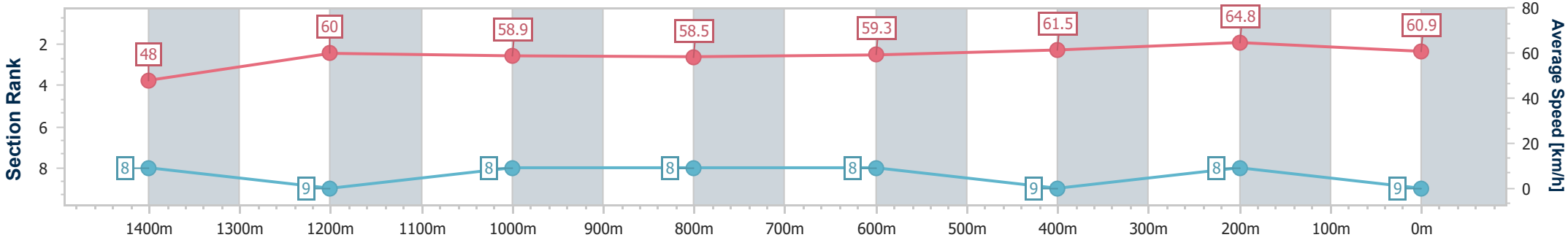

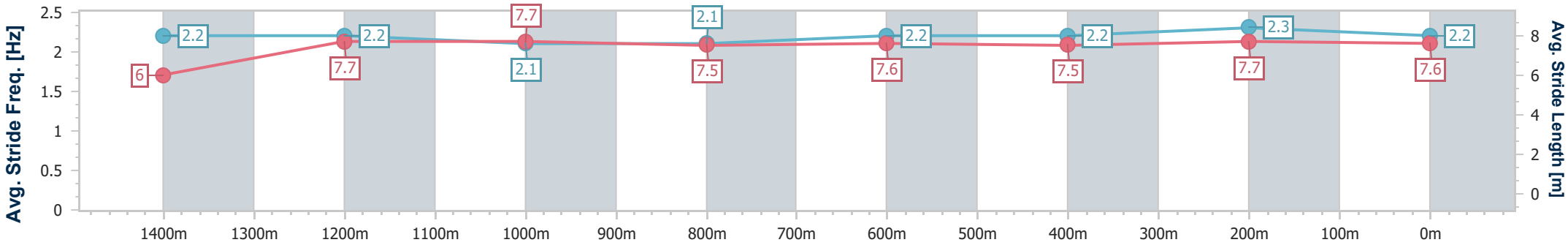

[ ]	Ranking at each section and finish
-:--.--	No data available at this section
NA	No data available

data processed by TRIPLESDATA

DoombenProfessional

Race 4: SOUTHS SPORTS CLUB Fillies and Mares Class 3 Plate - 1350m

15 November 2025 - 13:28

BRISBANE RACING CLUB

Track Rating: Soft 5, Weather: Fine, Rail Position: 1 metre Entire

Section	Overall	1200m	1000m	800m	600m	400m	Last 600m
Field Times	1:18.59 (0:10.92)	1:07.67 (0:11.11)	0:56.56 (0:11.57)	0:44.99 (0:11.85)	0:33.14 (0:11.34)	0:21.80 (0:10.60)	0:33.14

Rank	TAB	Horse/Jockey	Barrier	Top Speed [km/h]	Fastest Section	Overall	1200m	1000m	800m	600m	400m	Last 600m	Distance Travelled [m]
1	4	**READY TO SCHIPP**	1	70.6	0:10.60	1:18.59 [1]	1:07.67 [1]	0:56.56 [1]	0:44.99 [1]	0:33.14 [1]	0:21.80 [1]	0:33.14	
		Jasper Franklin		400m	400m	(0:10.92)	(0:11.11)	(0:11.57)	(0:11.85)	(0:11.34)	(0:10.60)		
2	1	**ALECTRONA**	7	68.7	0:10.77	1:18.95 [2]	1:07.82 [2]	0:56.78 [2]	0:45.18 [2]	0:33.28 [3]	0:21.98 [3]	0:33.28	+3
		Martin Harley		200m	400m	(0:11.13)	(0:11.04)	(0:11.60)	(0:11.90)	(0:11.30)	(0:10.77)		
3	3	**EL MORZILLO**	4	68.5	0:10.71	1:19.00 [3]	1:07.74 [4]	0:56.59 [3]	0:44.88 [4]	0:33.12 [4]	0:21.95 [5]	0:33.12	+3
		Corey Sutherland		400m	400m	(0:11.26)	(0:11.15)	(0:11.71)	(0:11.76)	(0:11.17)	(0:10.71)		
4	8	**SIRKEL**	3	67.7	0:10.82	1:19.00 [4]	1:07.76 [3]	0:56.55 [4]	0:45.09 [3]	0:33.42 [2]	0:22.16 [2]	0:33.42	+2
		Ryan Maloney		400m	400m	(0:11.24)	(0:11.21)	(0:11.46)	(0:11.67)	(0:11.26)	(0:10.82)		
5	5	**STAR ACT**	5	68.3	0:10.90	1:19.64 [5]	1:07.96 [7]	0:56.73 [7]	0:45.17 [7]	0:33.32 [7]	0:22.11 [7]	0:33.32	+2
		Jai Williams		400m	400m	(0:11.68)	(0:11.23)	(0:11.56)	(0:11.85)	(0:11.21)	(0:10.90)		
6	6	**IRON GRACE**	2	66.2	0:10.97	1:19.67 [6]	1:08.30 [5]	0:57.03 [6]	0:45.53 [6]	0:33.79 [5]	0:22.55 [6]	0:33.79	+1
		Heavelon Van		400m	400m	(0:11.37)	(0:11.27)	(0:11.50)	(0:11.74)	(0:11.24)	(0:10.97)		
7	7	**MORE FOR READY**	6	67.3	0:10.94	1:19.72 [7]	1:08.27 [6]	0:57.12 [5]	0:45.59 [5]	0:33.81 [6]	0:22.71 [4]	0:33.81	+1
		Georgina Cartwright		400m	400m	(0:11.45)	(0:11.15)	(0:11.53)	(0:11.78)	(0:11.10)	(0:10.94)		

Scratched: Aunty Rene (#2)

[ ]	Ranking at each section and finish	**SCN**	Saddle cloth number
-:--.--	No data available at this section	**DNF**	Did not finish
NA	No data available	**DNT**	Did not track

data processed by TRIPLESDATA

DoombenProfessional

Race 4: SOUTHS SPORTS CLUB Fillies and Mares Class 3 Plate - 1350m

15 November 2025 - 13:28

BRISBANE RACING CLUB

Track Rating: Soft 5, Weather: Fine, Rail Position: 1 metre Entire

Section	200m	Last 600m
Field Times	0:11.20 (0:11.20)	0:33.14

Rank	TAB	Horse/Jockey	Barrier	Top Speed [km/h]	Fastest Section		Margin		Distance Travelled [m]
1	4	**READY TO SCHIPP**	1	70.6	0:10.60	0:11.20 [1]	1:18.59	0:33.14	
		Jasper Franklin		400m	400m	(0:11.20)			
2	1	**ALECTRONA**	7	68.7	0:10.77	0:11.21 [3]	2.14L	0:33.28	+3
		Martin Harley		200m	400m	(0:11.21)			
3	3	**EL MORZILLO**	4	68.5	0:10.71	0:11.24 [4]	2.4L	0:33.12	+3
		Corey Sutherland		400m	400m	(0:11.24)			
4	8	**SIRKEL**	3	67.7	0:10.82	0:11.34 [2]	2.44L	0:33.42	+2
		Ryan Maloney		400m	400m	(0:11.34)			
5	5	**STAR ACT**	5	68.3	0:10.90	0:11.21 [7]	6.17L	0:33.32	+2
		Jai Williams		400m	400m	(0:11.21)			
6	6	**IRON GRACE**	2	66.2	0:10.97	0:11.58 [6]	6.35L	0:33.79	+1
		Heavelon Van		400m	400m	(0:11.58)			
7	7	**MORE FOR READY**	6	67.3	0:10.94	0:11.77 [5]	6.63L	0:33.81	+1
		Georgina Cartwright		400m	400m	(0:11.77)			

Scratched: Aunty Rene (#2)

[ ]	Ranking at each section and finish	**SCN**	Saddle cloth number
-:--.--	No data available at this section	**DNF**	Did not finish
NA	No data available	**DNT**	Did not track

data processed by TRIPLESDATA

Horse/Jockey Name	Ready To Schipp
Final Rank	1
Fastest Section Time (Section)	0:10.60 (400m)
Top Speed [km/h] (Section)	70.6 (400m)
Race State	Finished

DoombenProfessional

Race 4: SOUTHS SPORTS CLUB Fillies and Mares Class 3 Plate - 1350m

15 November 2025 - 13:28

Track Rating: Soft 5, Weather: Fine, Rail Position: 1 metre Entire

BRISBANE RACING CLUB

Section	Overall	1200m	1000m	800m	600m	400m	200m
Section Times	1:18.59 [1] (0:10.92)	1:07.67 [1] (0:11.11)	0:56.56 [1] (0:11.57)	0:44.99 [1] (0:11.85)	0:33.14 [1] (0:11.34)	0:21.80 [1] (0:10.60)	0:11.20 [1] (0:11.20)
Average Speed [km/h]	49.5	64.9	61.9	60.8	63.7	68.0	64.2
Top Speed [km/h]	63.9	66.6	64.9	62.1	65.8	70.6	69.6
Avg. Dist. to Rail [m]	1.8	0.4	0.4	0.2	0.2	1.7	0.6
Avg. Stride Freq. [Hz]	2.3	2.4	2.3	2.3	2.3	2.5	2.4
Avg. Stride Length [m]	6.0	7.4	7.4	7.4	7.6	7.5	7.3

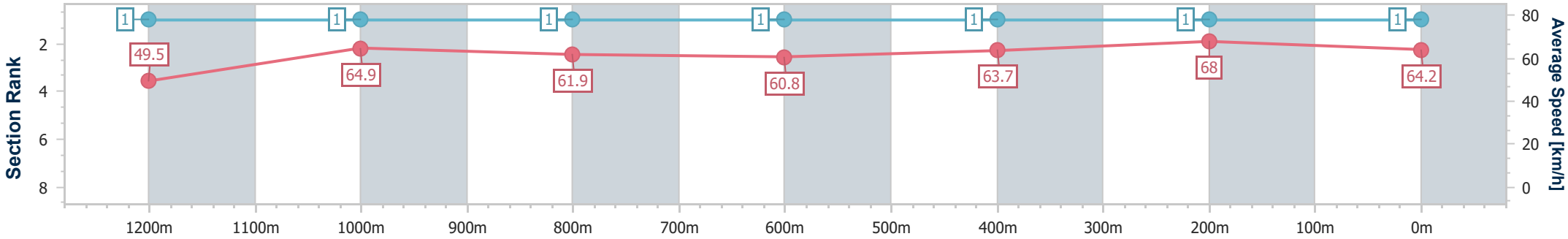

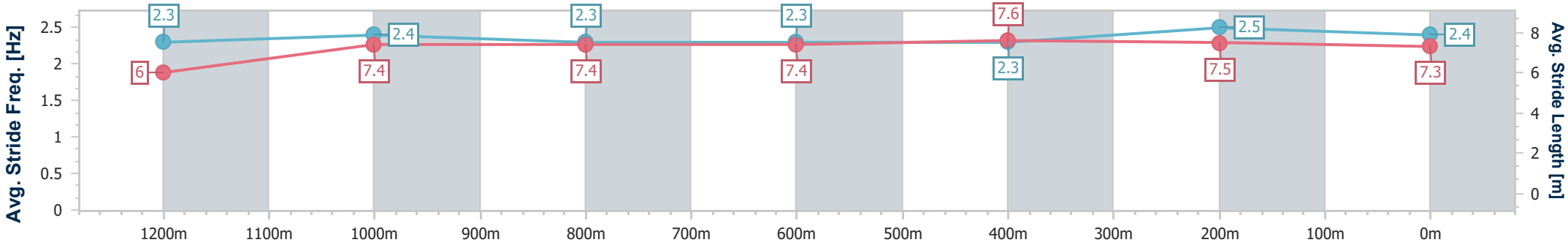

[ ]	Ranking at each section and finish
-:--.--	No data available at this section
NA	No data available

data processed by TRIPLESDATA

Horse/Jockey Name	Alectrona
Final Rank	2
Fastest Section Time (Section)	0:10.77 (400m)
Top Speed [km/h] (Section)	68.7 (200m)
Race State	Finished

DoombenProfessional

Race 4: SOUTHS SPORTS CLUB Fillies and Mares Class 3 Plate - 1350m

15 November 2025 - 13:28

Track Rating: Soft 5, Weather: Fine, Rail Position: 1 metre Entire

BRISBANE RACING CLUB

Section	Overall	1200m	1000m	800m	600m	400m	200m
Section Times	1:18.95 [2] (0:11.13)	1:07.82 [2] (0:11.04)	0:56.78 [2] (0:11.60)	0:45.18 [2] (0:11.90)	0:33.28 [3] (0:11.30)	0:21.98 [3] (0:10.77)	0:11.21 [3] (0:11.21)
Average Speed [km/h]	48.6	65.3	62.0	60.7	64.0	67.3	64.0
Top Speed [km/h]	63.5	67.2	64.3	62.2	65.8	68.5	68.7
Avg. Dist. to Rail [m]	9.1	2.8	0.3	0.8	0.9	2.8	2.2
Avg. Stride Freq. [Hz]	2.2	2.4	2.3	2.3	2.4	2.5	2.4
Avg. Stride Length [m]	6.0	7.6	7.5	7.4	7.6	7.6	7.5

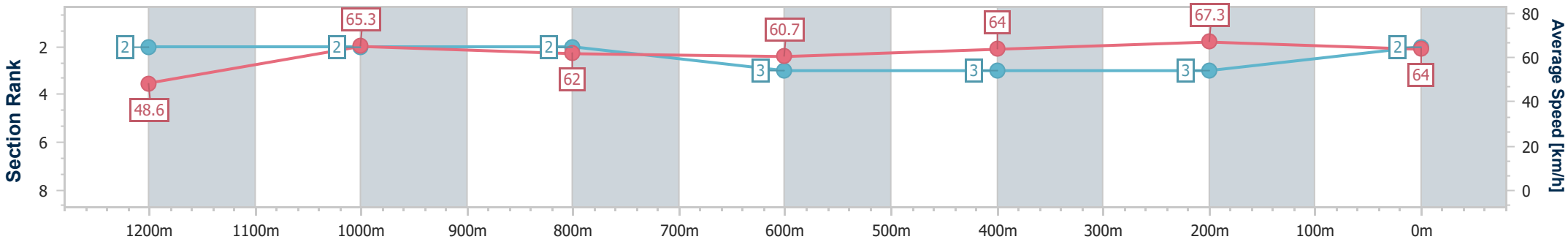

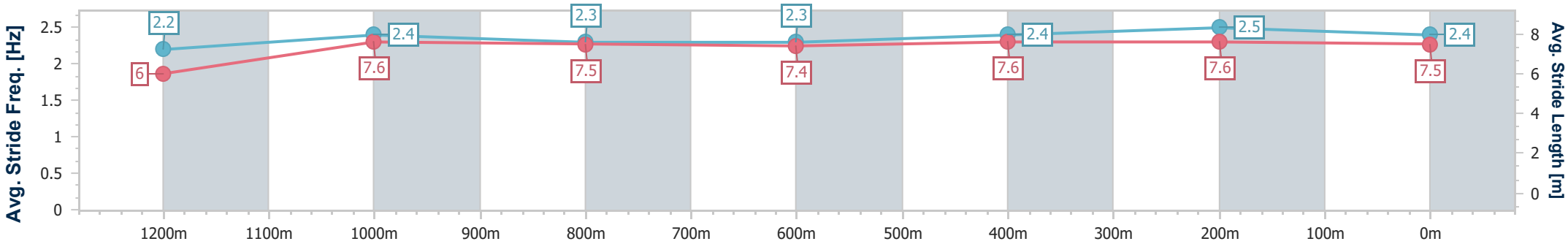

[ ]	Ranking at each section and finish
-:--.--	No data available at this section
NA	No data available

data processed by TRIPLESDATA

Horse/Jockey Name	El Morzillo
Final Rank	3
Fastest Section Time (Section)	0:10.71 (400m)
Top Speed [km/h] (Section)	68.5 (400m)
Race State	Finished

DoombenProfessional

Race 4: SOUTHS SPORTS CLUB Fillies and Mares Class 3 Plate - 1350m

15 November 2025 - 13:28

Track Rating: Soft 5, Weather: Fine, Rail Position: 1 metre Entire

BRISBANE RACING CLUB

Section	Overall	1200m	1000m	800m	600m	400m	200m
Section Times	1:19.00 [3] (0:11.26)	1:07.74 [4] (0:11.15)	0:56.59 [3] (0:11.71)	0:44.88 [4] (0:11.76)	0:33.12 [4] (0:11.17)	0:21.95 [5] (0:10.71)	0:11.24 [4] (0:11.24)
Average Speed [km/h]	47.7	64.6	62.0	61.7	64.6	67.4	64.1
Top Speed [km/h]	63.9	65.6	64.1	62.4	66.1	68.5	67.6
Avg. Dist. to Rail [m]	4.3	2.4	3.4	1.5	0.3	3.0	4.9
Avg. Stride Freq. [Hz]	2.1	2.3	2.3	2.3	2.3	2.4	2.4
Avg. Stride Length [m]	6.2	7.5	7.6	7.5	7.6	7.4	7.3

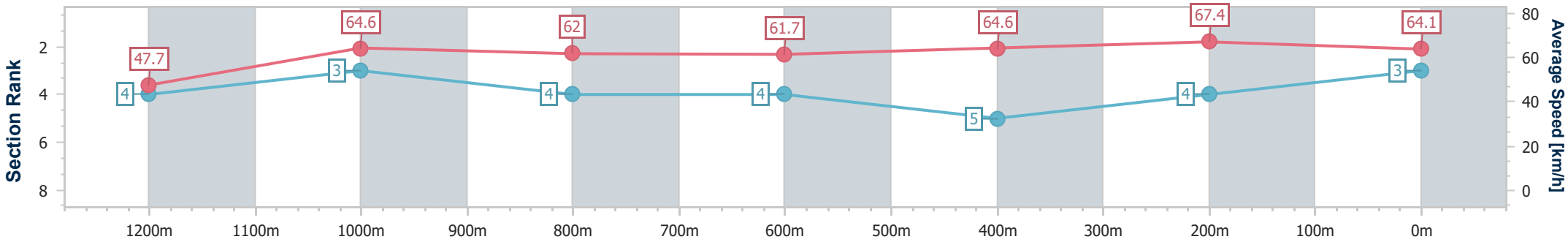

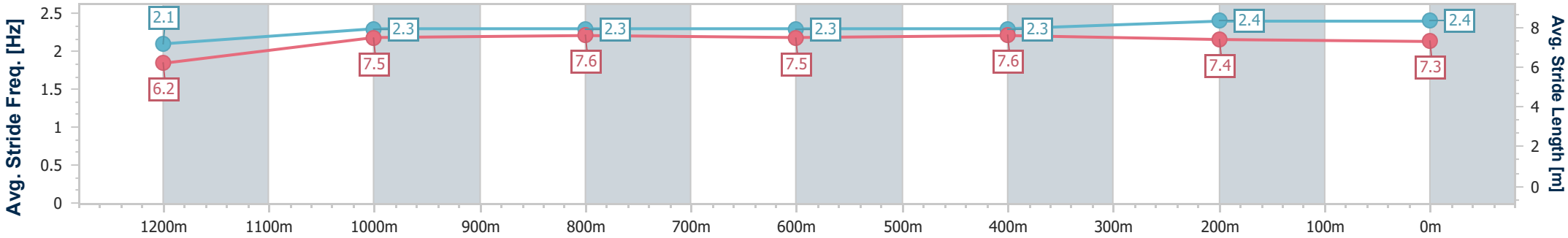

[ ]	Ranking at each section and finish
-:--.--	No data available at this section
NA	No data available

data processed by TRIPLESDATA

Horse/Jockey Name	Sirkel
Final Rank	4
Fastest Section Time (Section)	0:10.82 (400m)
Top Speed [km/h] (Section)	67.7 (400m)
Race State	Finished

DoombenProfessional

Race 4: SOUTHS SPORTS CLUB Fillies and Mares Class 3 Plate - 1350m

15 November 2025 - 13:28

Track Rating: Soft 5, Weather: Fine, Rail Position: 1 metre Entire

BRISBANE RACING CLUB

Section	Overall	1200m	1000m	800m	600m	400m	200m
Section Times	1:19.00 [4] (0:11.24)	1:07.76 [3] (0:11.21)	0:56.55 [4] (0:11.46)	0:45.09 [3] (0:11.67)	0:33.42 [2] (0:11.26)	0:22.16 [2] (0:10.82)	0:11.34 [2] (0:11.34)
Average Speed [km/h]	48.2	64.2	62.9	61.7	64.2	67.0	63.5
Top Speed [km/h]	64.1	64.8	64.3	62.3	65.9	67.7	66.6
Avg. Dist. to Rail [m]	3.4	0.4	0.3	0.3	0.5	2.8	2.8
Avg. Stride Freq. [Hz]	2.2	2.3	2.3	2.3	2.3	2.4	2.4
Avg. Stride Length [m]	6.1	7.5	7.5	7.2	7.3	7.6	7.3

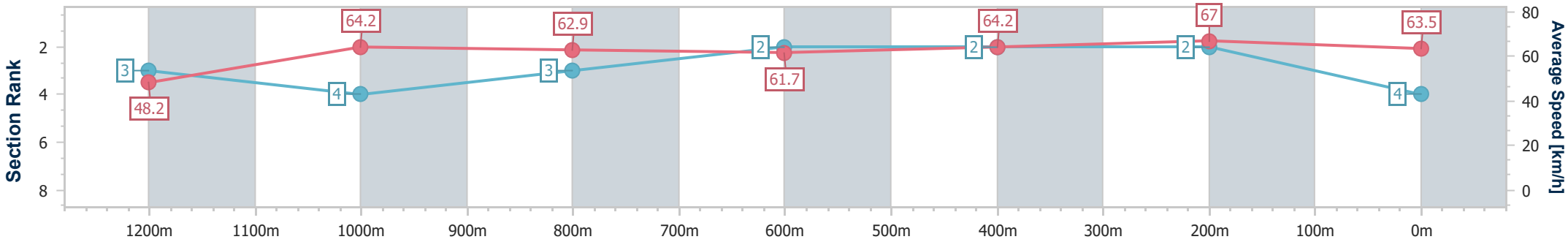

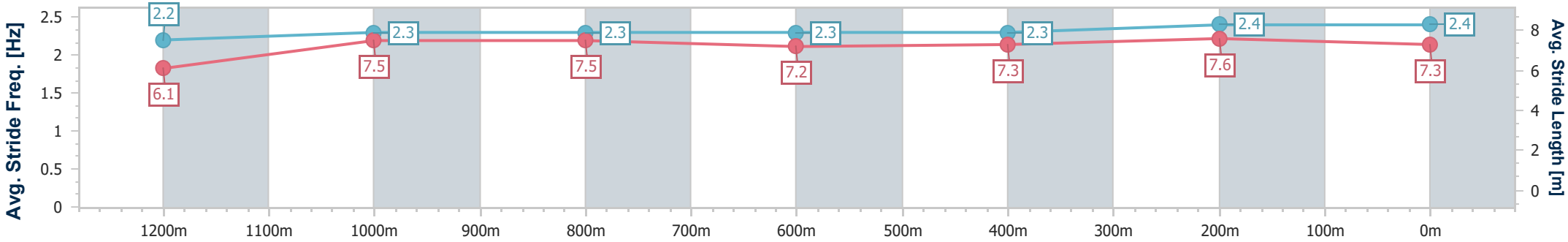

[ ]	Ranking at each section and finish
-:--.--	No data available at this section
NA	No data available

data processed by TRIPLESDATA

Horse/Jockey Name	Star Act
Final Rank	5
Fastest Section Time (Section)	0:10.90 (400m)
Top Speed [km/h] (Section)	68.3 (400m)
Race State	Finished

DoombenProfessional

Race 4: SOUTHS SPORTS CLUB Fillies and Mares Class 3 Plate - 1350m

15 November 2025 - 13:28

Track Rating: Soft 5, Weather: Fine, Rail Position: 1 metre Entire

BRISBANE RACING CLUB

Section	Overall	1200m	1000m	800m	600m	400m	200m
Section Times	1:19.64 [5] (0:11.68)	1:07.96 [7] (0:11.23)	0:56.73 [7] (0:11.56)	0:45.17 [7] (0:11.85)	0:33.32 [7] (0:11.21)	0:22.11 [7] (0:10.90)	0:11.21 [7] (0:11.21)
Average Speed [km/h]	46.2	64.0	62.4	61.2	64.5	66.1	64.2
Top Speed [km/h]	64.0	65.0	64.2	62.5	66.6	68.3	66.4
Avg. Dist. to Rail [m]	4.4	0.7	1.3	1.2	0.5	2.6	4.4
Avg. Stride Freq. [Hz]	2.2	2.4	2.3	2.3	2.3	2.4	2.4
Avg. Stride Length [m]	6.0	7.5	7.5	7.5	7.6	7.7	7.5

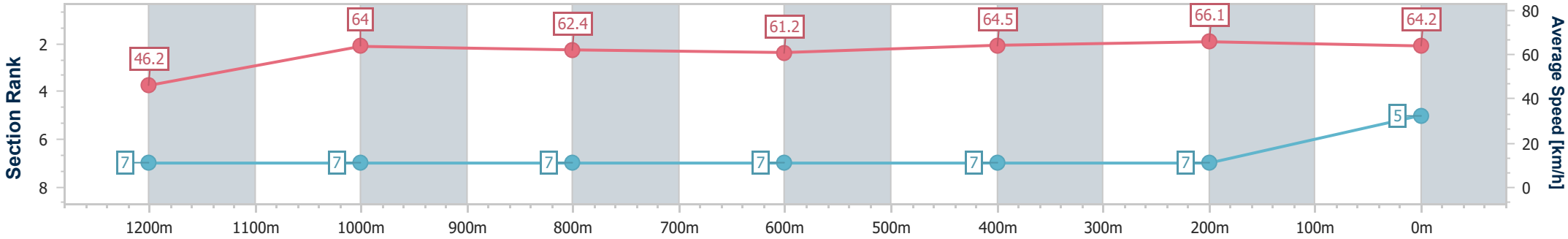

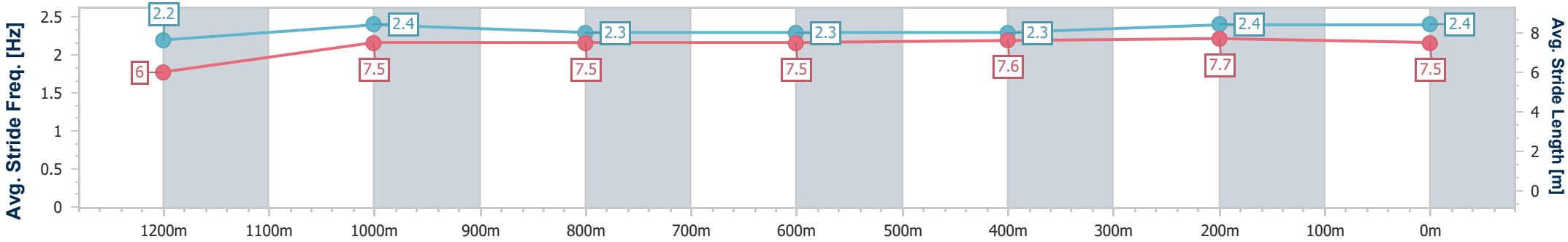

[ ]	Ranking at each section and finish
-:--.--	No data available at this section
NA	No data available

data processed by TRIPLESDATA

Horse/Jockey Name	Iron Grace
Final Rank	6
Fastest Section Time (Section)	0:10.97 (400m)
Top Speed [km/h] (Section)	66.2 (400m)
Race State	Finished

DoombenProfessional

Race 4: SOUTHS SPORTS CLUB Fillies and Mares Class 3 Plate - 1350m

15 November 2025 - 13:28

Track Rating: Soft 5, Weather: Fine, Rail Position: 1 metre Entire

BRISBANE RACING CLUB

Section	Overall	1200m	1000m	800m	600m	400m	200m
Section Times	1:19.67 [6] (0:11.37)	1:08.30 [5] (0:11.27)	0:57.03 [6] (0:11.50)	0:45.53 [6] (0:11.74)	0:33.79 [5] (0:11.24)	0:22.55 [6] (0:10.97)	0:11.58 [6] (0:11.58)
Average Speed [km/h]	47.7	63.8	62.6	61.6	63.8	65.4	62.4
Top Speed [km/h]	63.7	64.5	63.8	61.8	65.2	66.2	65.3
Avg. Dist. to Rail [m]	2.9	0.9	0.9	0.4	0.5	0.8	1.8
Avg. Stride Freq. [Hz]	2.1	2.3	2.3	2.3	2.3	2.4	2.4
Avg. Stride Length [m]	6.3	7.6	7.6	7.5	7.5	7.5	7.3

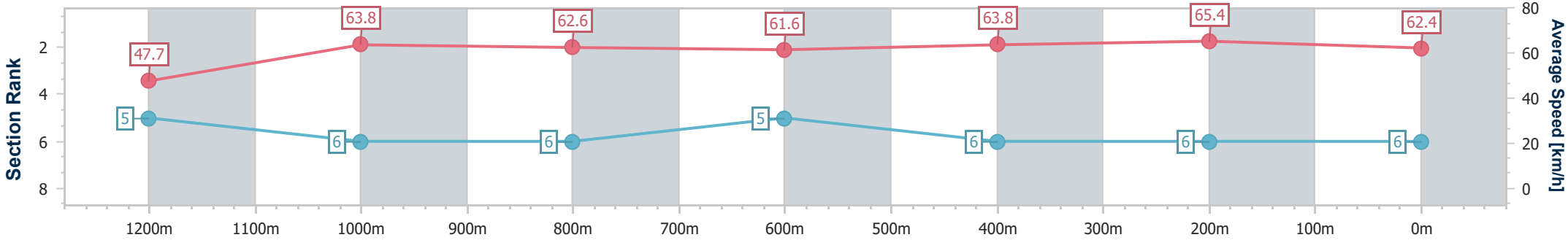

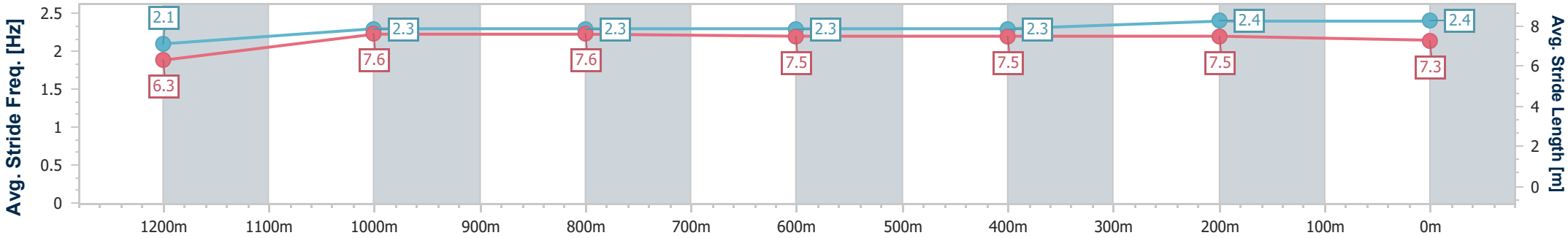

[ ]	Ranking at each section and finish
-:--.--	No data available at this section
NA	No data available

data processed by TRIPLESDATA

Horse/Jockey Name	More For Ready
Final Rank	7
Fastest Section Time (Section)	0:10.94 (400m)
Top Speed [km/h] (Section)	67.3 (400m)
Race State	Finished

DoombenProfessional

Race 4: SOUTHS SPORTS CLUB Fillies and Mares Class 3 Plate - 1350m

15 November 2025 - 13:28

Track Rating: Soft 5, Weather: Fine, Rail Position: 1 metre Entire

BRISBANE RACING CLUB

Section	Overall	1200m	1000m	800m	600m	400m	200m
Section Times	1:19.72 [7] (0:11.45)	1:08.27 [6] (0:11.15)	0:57.12 [5] (0:11.53)	0:45.59 [5] (0:11.78)	0:33.81 [6] (0:11.10)	0:22.71 [4] (0:10.94)	0:11.77 [5] (0:11.77)
Average Speed [km/h]	47.1	64.5	62.7	61.5	64.8	65.9	60.9
Top Speed [km/h]	64.4	65.4	64.8	61.9	66.6	67.3	63.8
Avg. Dist. to Rail [m]	6.3	2.1	2.1	0.9	0.2	1.2	1.0
Avg. Stride Freq. [Hz]	2.3	2.5	2.4	2.4	2.5	2.5	2.5
Avg. Stride Length [m]	5.6	7.1	7.1	7.0	7.2	7.2	6.8

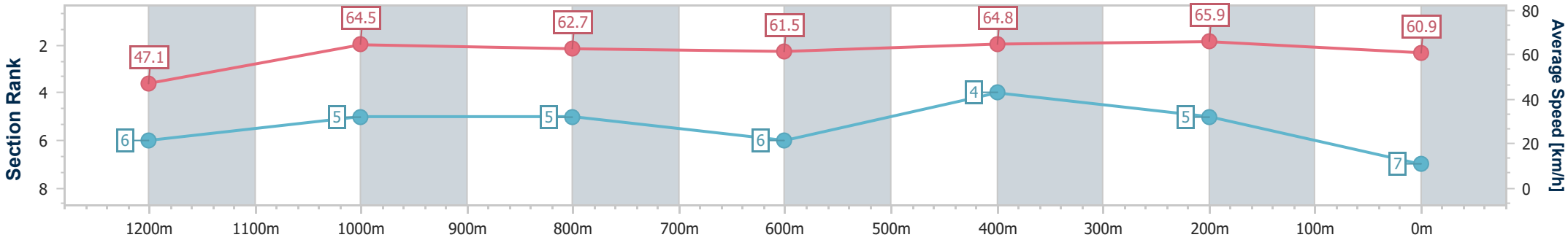

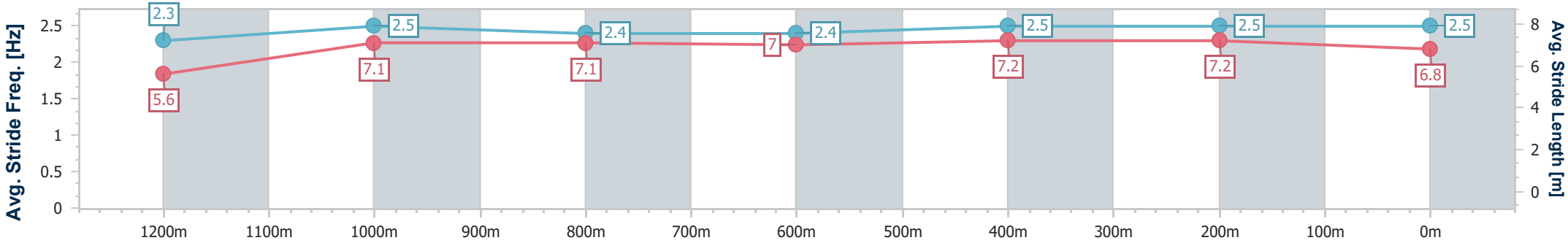

[ ]	Ranking at each section and finish
-:--.--	No data available at this section
NA	No data available

data processed by TRIPLESDATA

DoombenProfessional

Race 5: SKY RACING BENCHMARK 70 Handicap - 1600m

15 November 2025 - 14:04

BRISBANE RACING CLUB

Track Rating: Soft 5, Weather: Fine, Rail Position: 1 metre Entire

Section						Overall	1400m	1200m	1000m	800m	600m	400m	Last 600m	
Field Times						1:37.06 (0:14.69)	1:22.37 (0:11.97)	1:10.40 (0:12.15)	0:58.25 (0:12.26)	0:45.99 (0:12.09)	0:33.90 (0:11.23)	0:22.67 (0:11.03)	0:33.90	
Rank	**TAB**	**Horse/Jockey**	**Barrier**	**Top Speed [km/h]**	**Fastest Section**									**Distance Travelled [m]**
1	5	GREAT ASPIRATIONS	2	66.6	0:11.03	1:37.06 [1]	1:22.36 [2]	1:10.40 [1]	0:58.25 [1]	0:45.99 [1]	0:33.90 [1]	0:22.67 [1]	0:33.90	
		Angela Jones		400m	400m	(0:14.70)	(0:11.96)	(0:12.15)	(0:12.26)	(0:12.09)	(0:11.23)	(0:11.03)		
2	10	SOCIAL OUTCAST	6	65.6	0:11.01	1:37.11 [2]	1:22.42 [1]	1:10.31 [2]	0:58.14 [2]	0:45.80 [3]	0:33.78 [3]	0:22.55 [2]	0:33.78	+1
		Andrew Mallyon		400m	400m	(0:14.69)	(0:12.11)	(0:12.17)	(0:12.34)	(0:12.02)	(0:11.23)	(0:11.01)		
3	16	CONTILDA'S LOVE	3	67.8	0:10.82	1:37.11 [3]	1:21.95 [5]	1:09.91 [5]	0:57.66 [5]	0:45.38 [5]	0:33.45 [4]	0:22.27 [4]	0:33.45	+0
		Michael Rodd		400m	400m	(0:15.16)	(0:12.04)	(0:12.25)	(0:12.28)	(0:11.93)	(0:11.18)	(0:10.82)		
4	7	ROCK HARD LOVE	12	67.9	0:10.72	1:37.19 [4]	1:22.08 [4]	1:10.16 [4]	0:57.90 [4]	0:45.54 [4]	0:33.52 [5]	0:22.25 [5]	0:33.52	+6
		Cobi Vitler		400m	400m	(0:15.11)	(0:11.92)	(0:12.26)	(0:12.36)	(0:12.02)	(0:11.27)	(0:10.72)		
5	8	AMERICAN PHIREBALL	10	68.5	0:10.62	1:37.58 [5]	1:21.69 [12]	1:09.43 [12]	0:57.11 [12]	0:44.93 [12]	0:33.16 [12]	0:22.08 [11]	0:33.16	-1
		Jai Williams		400m	400m	(0:15.89)	(0:12.26)	(0:12.32)	(0:12.18)	(0:11.77)	(0:11.08)	(0:10.62)		
6	3	FOUR ACE	4	65.3	0:11.25	1:37.65 [6]	1:22.85 [3]	1:10.77 [3]	0:58.64 [3]	0:46.39 [2]	0:34.39 [2]	0:23.04 [3]	0:34.39	-2
		Kyle Wilson-Taylor		400m	400m	(0:14.80)	(0:12.08)	(0:12.13)	(0:12.25)	(0:12.00)	(0:11.35)	(0:11.25)		
7	14	EVELYN MAY	5	67.5	0:10.95	1:37.70 [7]	1:22.52 [6]	1:10.43 [6]	0:58.08 [7]	0:45.86 [7]	0:33.88 [7]	0:22.58 [8]	0:33.88	+1
		Sean Cormack		400m	400m	(0:15.18)	(0:12.09)	(0:12.35)	(0:12.22)	(0:11.98)	(0:11.30)	(0:10.95)		
8	2	EXPECTANT	1	66.5	0:10.97	1:37.73 [8]	1:22.30 [7]	1:10.26 [7]	0:58.11 [6]	0:45.83 [8]	0:33.88 [8]	0:22.62 [7]	0:33.88	-1
		Chelsea Baker		400m	400m	(0:15.43)	(0:12.04)	(0:12.15)	(0:12.28)	(0:11.95)	(0:11.26)	(0:10.97)		
9	4	NOBLE CONQUEROR	7	67.8	0:10.88	1:37.83 [9]	1:22.35 [8]	1:10.26 [8]	0:57.98 [9]	0:45.69 [9]	0:33.86 [9]	0:22.57 [9]	0:33.86	+4
		Ryan Maloney		400m	400m	(0:15.48)	(0:12.09)	(0:12.28)	(0:12.29)	(0:11.83)	(0:11.29)	(0:10.88)		
10	11	START STRUTTING	11	67.1	0:10.86	1:38.28 [10]	1:22.52 [11]	1:10.33 [11]	0:58.16 [11]	0:45.87 [11]	0:33.97 [11]	0:22.80 [10]	0:33.97	-2
		Justin Huxtable		400m	400m	(0:15.76)	(0:12.19)	(0:12.17)	(0:12.29)	(0:11.90)	(0:11.17)	(0:10.86)		

Scratched: Larrikin Rogue (#1), Smart Action (#13), Man Of The Town (#6), San Gabriel (#12), Denetta (#17)

[ ]	Ranking at each section and finish	**SCN**	Saddle cloth number
-:--.--	No data available at this section	**DNF**	Did not finish
NA	No data available	**DNT**	Did not track

data processed by TRIPLESDATA

DoombenProfessional

Race 5: SKY RACING BENCHMARK 70 Handicap - 1600m

15 November 2025 - 14:04

BRISBANE RACING CLUB

Track Rating: Soft 5, Weather: Fine, Rail Position: 1 metre Entire

Section	Overall	1400m	1200m	1000m	800m	600m	400m	Last 600m
Field Times	1:37.06 (0:14.69)	1:22.37 (0:11.97)	1:10.40 (0:12.15)	0:58.25 (0:12.26)	0:45.99 (0:12.09)	0:33.90 (0:11.23)	0:22.67 (0:11.03)	0:33.90

Rank	TAB	Horse/Jockey	Barrier	Top Speed [km/h]	Fastest Section	Overall	1400m	1200m	1000m	800m	600m	400m	Last 600m	Distance Travelled [m]
11	9	SIZZLING GAL	8	65.8	0:11.28	1:38.34 [11]	1:22.86 [9]	1:10.67 [9]	0:58.67 [8]	0:46.59 [6]	0:34.64 [6]	0:23.27 [6]	0:34.64	+14
		Cejay Graham		600m	400m	(0:15.48)	(0:12.19)	(0:12.00)	(0:12.08)	(0:11.95)	(0:11.37)	(0:11.28)		
12	15	OLD SONG	9	65.9	0:11.15	1:38.94 [12]	1:23.26 [10]	1:11.18 [10]	0:58.92 [10]	0:46.66 [10]	0:34.74 [10]	0:23.41 [12]	0:34.74	+0
		Robbie Dolan		400m	400m	(0:15.68)	(0:12.08)	(0:12.26)	(0:12.26)	(0:11.92)	(0:11.33)	(0:11.15)		

Scratched: Larrikin Rogue (#1), Smart Action (#13), Man Of The Town (#6), San Gabriel (#12), Denetta (#17)

[ ]	Ranking at each section and finish	**SCN**	Saddle cloth number
-:--.--	No data available at this section	**DNF**	Did not finish
NA	No data available	**DNT**	Did not track

data processed by TRIPLESDATA

DoombenProfessional

Race 5: SKY RACING BENCHMARK 70 Handicap - 1600m

15 November 2025 - 14:04

BRISBANE RACING CLUB

Track Rating: Soft 5, Weather: Fine, Rail Position: 1 metre Entire

Section	200m	Last 600m
Field Times	0:11.64 (0:11.64)	0:33.90

Rank	TAB	Horse/Jockey	Barrier	Top Speed [km/h]	Fastest Section		Margin		Distance Travelled [m]
1	5	GREAT ASPIRATIONS	2	66.6	0:11.03	0:11.64 [1]	1:37.06	0:33.90	
		Angela Jones		400m	400m	(0:11.64)			
2	10	SOCIAL OUTCAST	6	65.6	0:11.01	0:11.54 [2]	0.28L	0:33.78	+1
		Andrew Mallyon		400m	400m	(0:11.54)			
3	16	CONTILDA'S LOVE	3	67.8	0:10.82	0:11.45 [3]	0.32L	0:33.45	+0
		Michael Rodd		400m	400m	(0:11.45)			
4	7	ROCK HARD LOVE	12	67.9	0:10.72	0:11.53 [4]	0.76L	0:33.52	+6
		Cobi Vitler		400m	400m	(0:11.53)			
5	8	AMERICAN PHIREBALL	10	68.5	0:10.62	0:11.46 [8]	3.08L	0:33.16	-1
		Jai Williams		400m	400m	(0:11.46)			
6	3	FOUR ACE	4	65.3	0:11.25	0:11.79 [5]	3.47L	0:34.39	-2
		Kyle Wilson-Taylor		400m	400m	(0:11.79)			
7	14	EVELYN MAY	5	67.5	0:10.95	0:11.63 [6]	3.74L	0:33.88	+1
		Sean Cormack		400m	400m	(0:11.63)			
8	2	EXPECTANT	1	66.5	0:10.97	0:11.65 [7]	3.96L	0:33.88	-1
		Chelsea Baker		400m	400m	(0:11.65)			
9	4	NOBLE CONQUEROR	7	67.8	0:10.88	0:11.69 [9]	4.54L	0:33.86	+4
		Ryan Maloney		400m	400m	(0:11.69)			
10	11	START STRUTTING	11	67.1	0:10.86	0:11.94 [10]	7.2L	0:33.97	-2
		Justin Huxtable		400m	400m	(0:11.94)			

Scratched: Larrikin Rogue (#1), Smart Action (#13), Man Of The Town (#6), San Gabriel (#12), Denetta (#17)

[ ]	Ranking at each section and finish	SCN	Saddle cloth number
-:--.--	No data available at this section	DNF	Did not finish
NA	No data available	DNT	Did not track

data processed by TRIPLESDATA

DoombenProfessional

Race 5: SKY RACING BENCHMARK 70 Handicap - 1600m

15 November 2025 - 14:04

BRISBANE RACING CLUB

Track Rating: Soft 5, Weather: Fine, Rail Position: 1 metre Entire

Section	200m	Last 600m
Field Times	0:11.64 (0:11.64)	0:33.90

Rank	TAB	Horse/Jockey	Barrier	Top Speed [km/h]	Fastest Section		Margin			Distance Travelled [m]
11	9	SIZZLING GAL	8	65.8	0:11.28	0:11.99 [11]	7.52L		0:34.64	+14
		Cejay Graham		600m	400m	(0:11.99)				
12	15	OLD SONG	9	65.9	0:11.15	0:12.26 [12]	11.06L		0:34.74	+0
		Robbie Dolan		400m	400m	(0:12.26)				

Scratched: Larrikin Rogue (#1), Smart Action (#13), Man Of The Town (#6), San Gabriel (#12), Denetta (#17)

[ ]	Ranking at each section and finish	**SCN**	Saddle cloth number
-:--.--	No data available at this section	**DNF**	Did not finish
NA	No data available	**DNT**	Did not track

data processed by TRIPLESDATA

Horse/Jockey Name	Great Aspirations
Final Rank	1
Fastest Section Time (Section)	0:11.03 (400m)
Top Speed [km/h] (Section)	66.6 (400m)
Race State	Finished

TAB

DoombenProfessional

Race 5: SKY RACING BENCHMARK 70 Handicap - 1600m

15 November 2025 - 14:04

Track Rating: Soft 5, Weather: Fine, Rail Position: 1 metre Entire

BRISBANE RACING CLUB

Section	Overall	1400m	1200m	1000m	800m	600m	400m	200m
Section Times	1:37.06 [1] (0:14.70)	1:22.36 [2] (0:11.96)	1:10.40 [1] (0:12.15)	0:58.25 [1] (0:12.26)	0:45.99 [1] (0:12.09)	0:33.90 [1] (0:11.23)	0:22.67 [1] (0:11.03)	0:11.64 [1] (0:11.64)
Average Speed [km/h]	49.1	59.7	59.3	58.6	59.6	63.5	65.3	61.8
Top Speed [km/h]	60.5	60.3	60.4	59.6	61.3	65.4	66.6	64.2
Avg. Dist. to Rail [m]	0.8	0.9	0.2	0.1	0.4	1.1	1.9	6.3
Avg. Stride Freq. [Hz]	2.2	2.4	2.3	2.3	2.3	2.4	2.5	2.4
Avg. Stride Length [m]	6.1	7.1	7.1	7.1	7.1	7.4	7.4	7.1

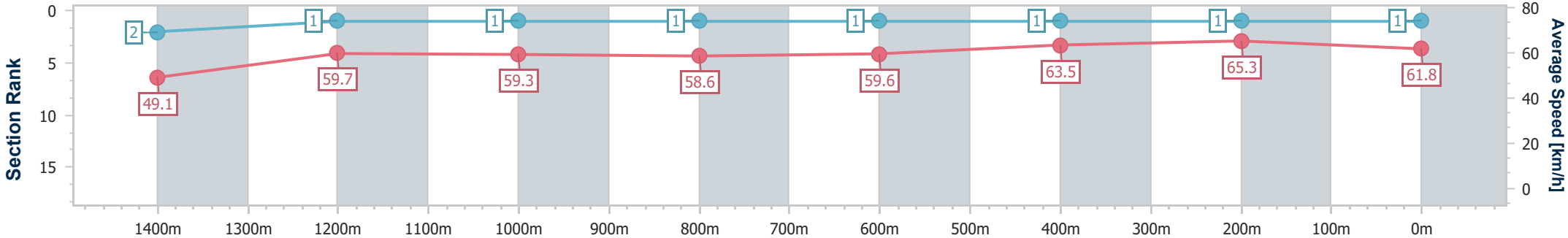

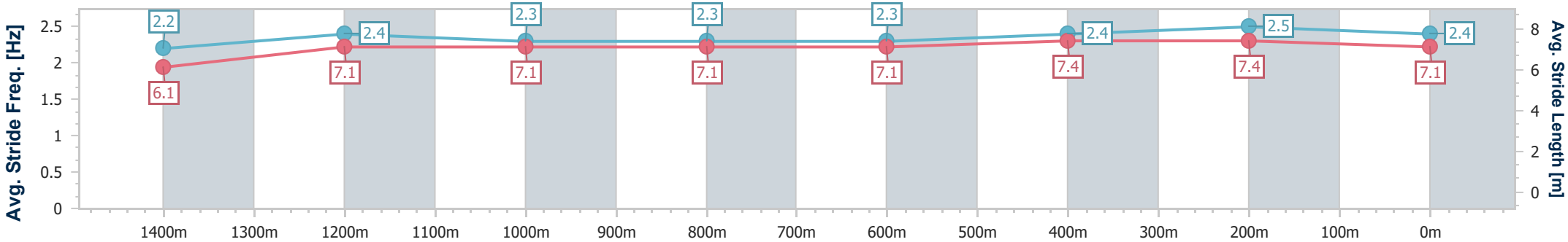

[ ]	Ranking at each section and finish
-:--.--	No data available at this section
NA	No data available

data processed by TRIPLESDATA

Horse/Jockey Name	Social Outcast
Final Rank	2
Fastest Section Time (Section)	0:11.01 (400m)
Top Speed [km/h] (Section)	65.6 (400m)
Race State	Finished

TAB

DoombenProfessional

Race 5: SKY RACING BENCHMARK 70 Handicap - 1600m

15 November 2025 - 14:04

Track Rating: Soft 5, Weather: Fine, Rail Position: 1 metre Entire

BRISBANE RACING CLUB

Section	Overall	1400m	1200m	1000m	800m	600m	400m	200m
Section Times	1:37.11 [2] (0:14.69)	1:22.42 [1] (0:12.11)	1:10.31 [2] (0:12.17)	0:58.14 [2] (0:12.34)	0:45.80 [3] (0:12.02)	0:33.78 [3] (0:11.23)	0:22.55 [2] (0:11.01)	0:11.54 [2] (0:11.54)
Average Speed [km/h]	49.0	60.2	59.2	58.5	60.0	63.4	64.8	62.4
Top Speed [km/h]	61.1	61.9	59.7	59.3	61.6	64.6	65.6	64.6
Avg. Dist. to Rail [m]	2.8	2.0	2.7	2.4	0.5	2.4	1.8	4.0
Avg. Stride Freq. [Hz]	2.2	2.3	2.3	2.2	2.3	2.4	2.4	2.4
Avg. Stride Length [m]	6.1	7.2	7.2	7.2	7.2	7.4	7.3	7.3

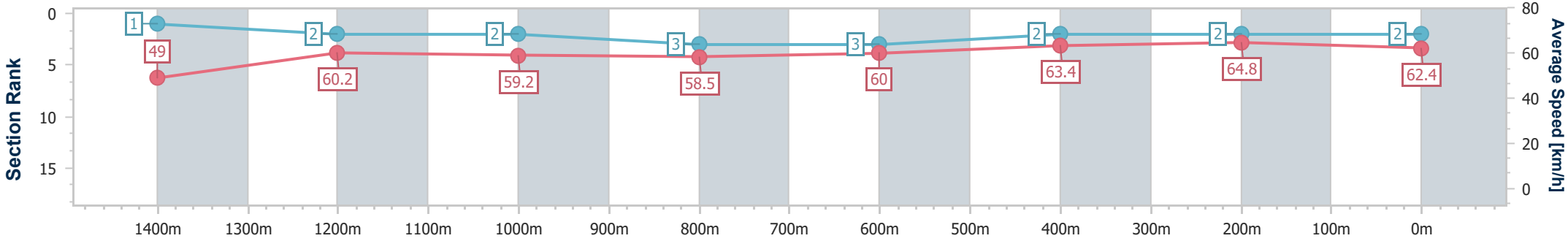

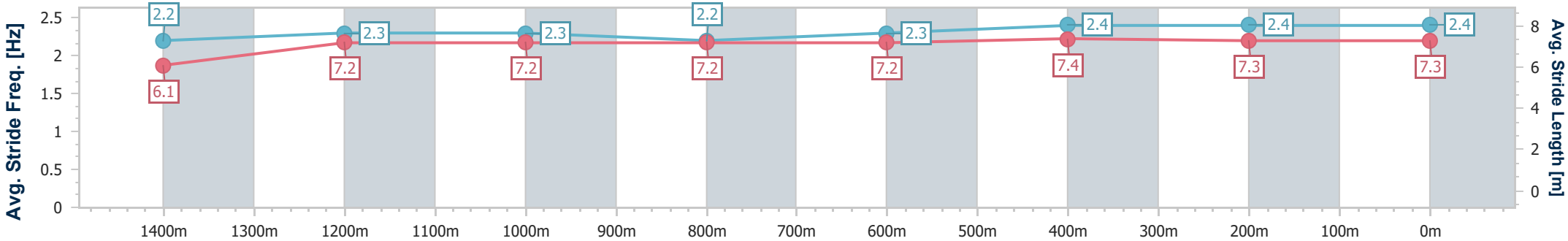

[ ]	Ranking at each section and finish
-:--.--	No data available at this section
NA	No data available

data processed by TRIPLESDATA

Horse/Jockey Name	Contilda's Love
Final Rank	3
Fastest Section Time (Section)	0:10.82 (400m)
Top Speed [km/h] (Section)	67.8 (400m)
Race State	Finished

DoombenProfessional

Race 5: SKY RACING BENCHMARK 70 Handicap - 1600m

15 November 2025 - 14:04

Track Rating: Soft 5, Weather: Fine, Rail Position: 1 metre Entire

BRISBANE RACING CLUB

Section	Overall	1400m	1200m	1000m	800m	600m	400m	200m
Section Times	1:37.11 [3] (0:15.16)	1:21.95 [5] (0:12.04)	1:09.91 [5] (0:12.25)	0:57.66 [5] (0:12.28)	0:45.38 [5] (0:11.93)	0:33.45 [4] (0:11.18)	0:22.27 [4] (0:10.82)	0:11.45 [3] (0:11.45)
Average Speed [km/h]	47.3	59.0	58.7	58.8	60.3	64.7	66.7	63.1
Top Speed [km/h]	59.4	60.4	60.0	60.2	62.1	66.4	67.8	66.4
Avg. Dist. to Rail [m]	2.0	2.0	0.5	0.8	0.1	0.7	3.7	7.4
Avg. Stride Freq. [Hz]	2.2	2.1	2.3	2.3	2.3	2.4	2.5	2.4
Avg. Stride Length [m]	5.9	7.6	7.2	7.2	7.4	7.6	7.6	7.3

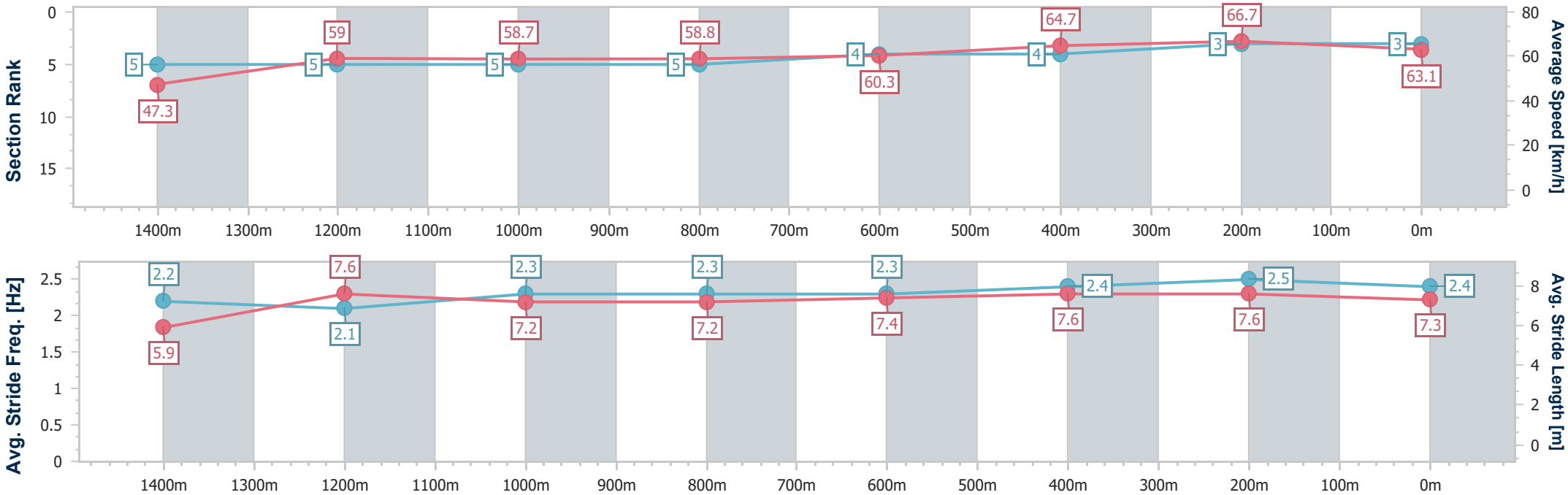

[ ]	Ranking at each section and finish
-:--.--	No data available at this section
NA	No data available

data processed by TRIPLESDATA

Horse/Jockey Name	Rock Hard Love
Final Rank	4
Fastest Section Time (Section)	0:10.72 (400m)
Top Speed [km/h] (Section)	67.9 (400m)
Race State	Finished

TAB

DoombenProfessional

Race 5: SKY RACING BENCHMARK 70 Handicap - 1600m

15 November 2025 - 14:04

Track Rating: Soft 5, Weather: Fine, Rail Position: 1 metre Entire

BRISBANE RACING CLUB

Section	Overall	1400m	1200m	1000m	800m	600m	400m	200m
Section Times	1:37.19 [4] (0:15.11)	1:22.08 [4] (0:11.92)	1:10.16 [4] (0:12.26)	0:57.90 [4] (0:12.36)	0:45.54 [4] (0:12.02)	0:33.52 [5] (0:11.27)	0:22.25 [5] (0:10.72)	0:11.53 [4] (0:11.53)
Average Speed [km/h]	47.9	61.2	58.7	58.5	60.4	64.4	67.1	62.5
Top Speed [km/h]	60.2	63.7	60.9	59.7	62.0	67.6	67.9	66.0
Avg. Dist. to Rail [m]	6.4	1.8	2.7	2.3	1.4	1.2	3.2	6.4
Avg. Stride Freq. [Hz]	2.3	2.4	2.3	2.3	2.3	2.4	2.5	2.5
Avg. Stride Length [m]	5.8	7.1	7.0	7.1	7.2	7.3	7.3	7.1

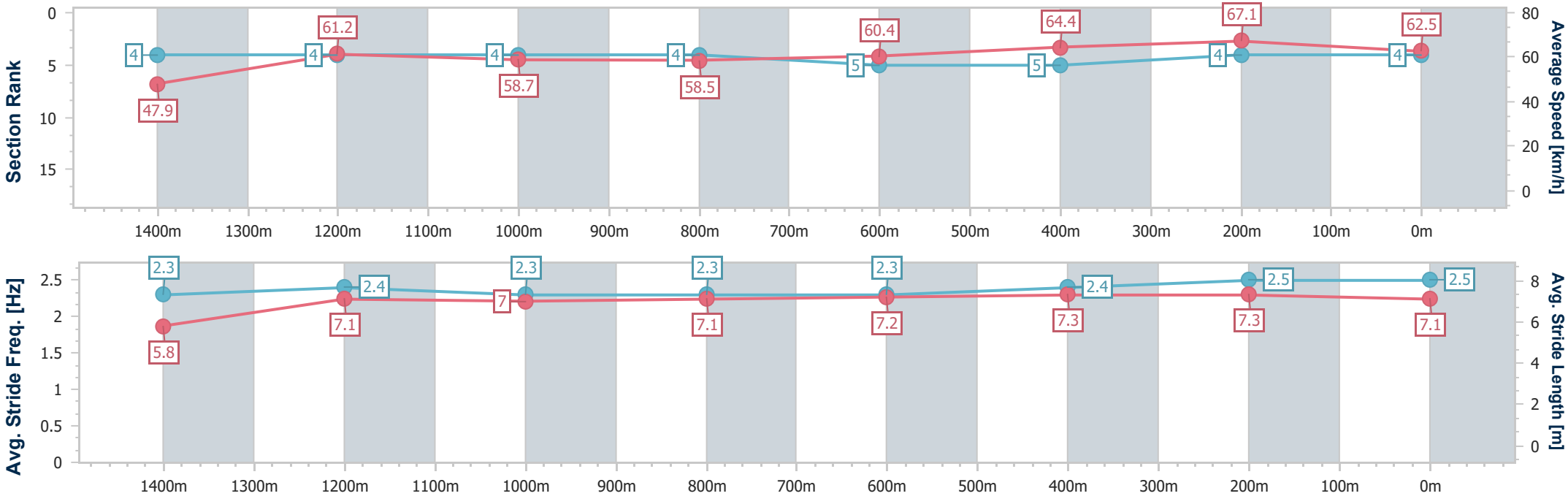

[ ]	Ranking at each section and finish
-:--.--	No data available at this section
NA	No data available

data processed by TRIPLESDATA

Horse/Jockey Name	American Phireball
Final Rank	5
Fastest Section Time (Section)	0:10.62 (400m)
Top Speed [km/h] (Section)	68.5 (400m)
Race State	Finished

TAB

DoombenProfessional

Race 5: SKY RACING BENCHMARK 70 Handicap - 1600m

15 November 2025 - 14:04

Track Rating: Soft 5, Weather: Fine, Rail Position: 1 metre Entire

BRISBANE RACING CLUB

Section	Overall	1400m	1200m	1000m	800m	600m	400m	200m
Section Times	1:37.58 [5] (0:15.89)	1:21.69 [12] (0:12.26)	1:09.43 [12] (0:12.32)	0:57.11 [12] (0:12.18)	0:44.93 [12] (0:11.77)	0:33.16 [12] (0:11.08)	0:22.08 [11] (0:10.62)	0:11.46 [8] (0:11.46)
Average Speed [km/h]	45.3	59.0	58.5	59.2	60.7	64.4	67.8	62.6
Top Speed [km/h]	58.3	61.0	59.1	61.3	63.3	67.2	68.5	66.2
Avg. Dist. to Rail [m]	4.2	1.1	1.8	1.1	1.2	1.6	0.5	0.3
Avg. Stride Freq. [Hz]	2.0	2.1	2.1	2.1	2.1	2.2	2.4	2.3
Avg. Stride Length [m]	6.3	7.7	7.8	7.9	7.9	8.0	7.7	7.5

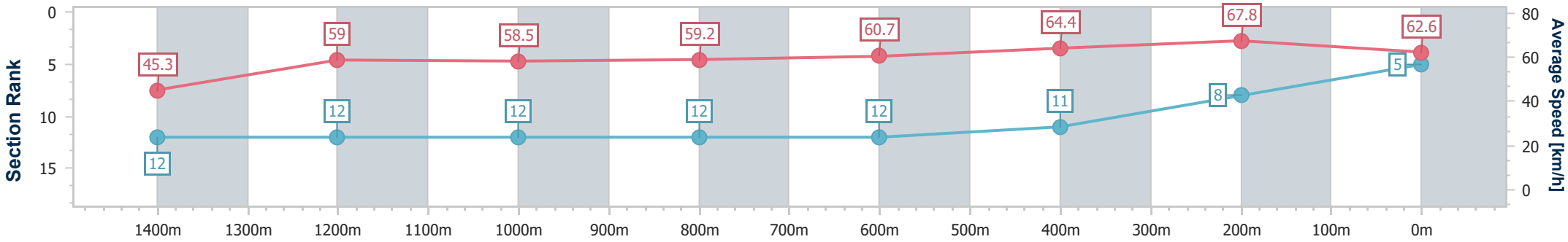

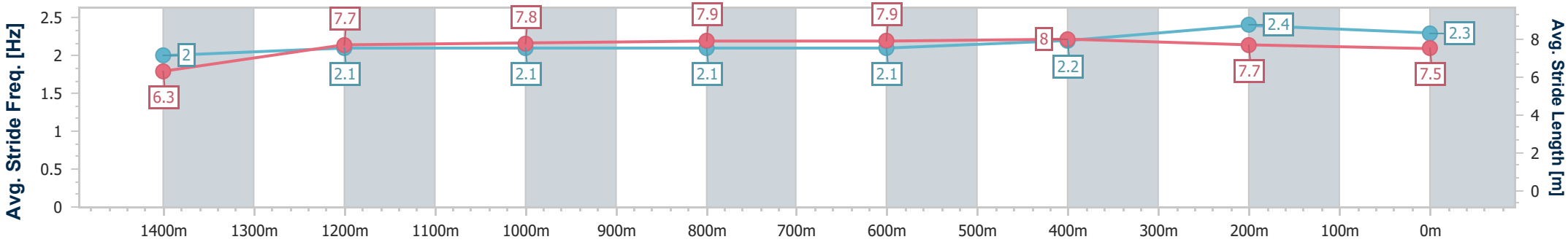

[ ]	Ranking at each section and finish
-:--.--	No data available at this section
NA	No data available

data processed by TRIPLESDATA

Horse/Jockey Name	Four Ace
Final Rank	6
Fastest Section Time (Section)	0:11.25 (400m)
Top Speed [km/h] (Section)	65.3 (400m)
Race State	Finished

DoombenProfessional

Race 5: SKY RACING BENCHMARK 70 Handicap - 1600m

15 November 2025 - 14:04

Track Rating: Soft 5, Weather: Fine, Rail Position: 1 metre Entire

BRISBANE RACING CLUB

Section	Overall	1400m	1200m	1000m	800m	600m	400m	200m
Section Times	1:37.65 [6] (0:14.80)	1:22.85 [3] (0:12.08)	1:10.77 [3] (0:12.13)	0:58.64 [3] (0:12.25)	0:46.39 [2] (0:12.00)	0:34.39 [2] (0:11.35)	0:23.04 [3] (0:11.25)	0:11.79 [5] (0:11.79)
Average Speed [km/h]	48.7	59.4	59.4	58.7	59.9	62.8	63.9	61.1
Top Speed [km/h]	59.8	60.0	60.0	59.8	61.1	63.9	65.3	64.1
Avg. Dist. to Rail [m]	1.2	0.2	0.3	0.3	0.4	1.6	2.5	6.7
Avg. Stride Freq. [Hz]	2.3	2.4	2.4	2.3	2.4	2.4	2.5	2.4
Avg. Stride Length [m]	5.9	6.8	6.9	7.0	7.0	7.1	7.1	7.0

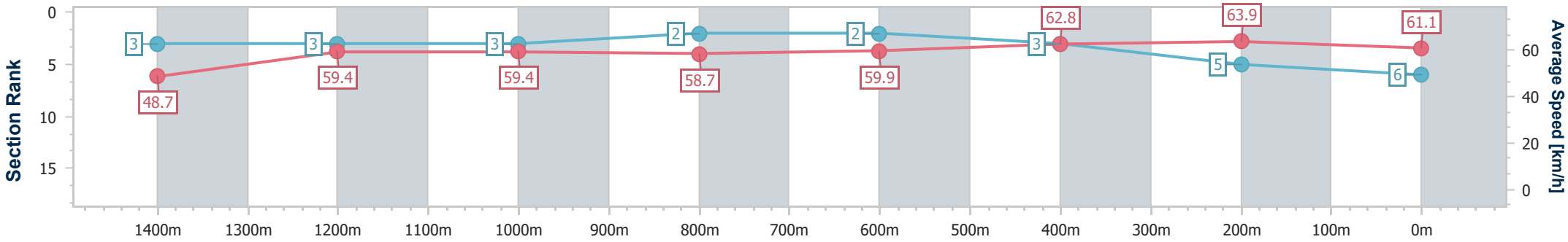

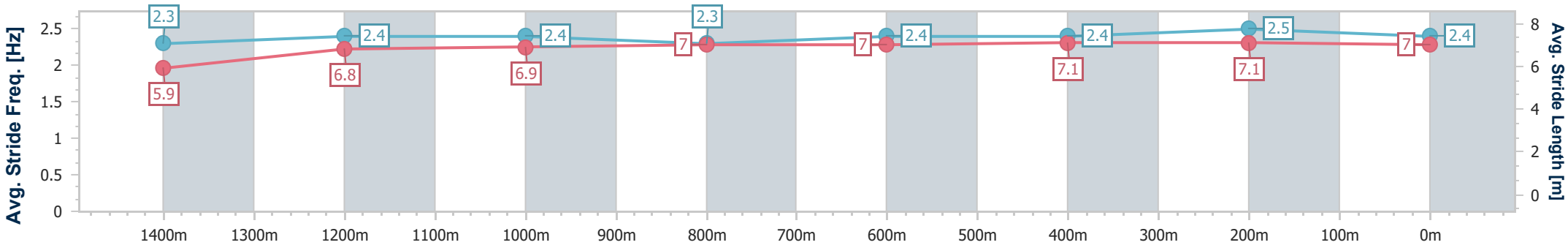

[ ]	Ranking at each section and finish
-:--.--	No data available at this section
NA	No data available

data processed by TRIPLESDATA

Horse/Jockey Name	Evelyn May
Final Rank	7
Fastest Section Time (Section)	0:10.95 (400m)
Top Speed [km/h] (Section)	67.5 (400m)
Race State	Finished

TAB

DoombenProfessional

Race 5: SKY RACING BENCHMARK 70 Handicap - 1600m

15 November 2025 - 14:04

Track Rating: Soft 5, Weather: Fine, Rail Position: 1 metre Entire

BRISBANE RACING CLUB

Section	Overall	1400m	1200m	1000m	800m	600m	400m	200m
Section Times	1:37.70 [7] (0:15.18)	1:22.52 [6] (0:12.09)	1:10.43 [6] (0:12.35)	0:58.08 [7] (0:12.22)	0:45.86 [7] (0:11.98)	0:33.88 [7] (0:11.30)	0:22.58 [8] (0:10.95)	0:11.63 [6] (0:11.63)
Average Speed [km/h]	47.5	59.4	58.3	58.9	60.5	64.2	65.6	61.9
Top Speed [km/h]	58.9	60.4	59.4	60.4	61.8	66.7	67.5	64.6
Avg. Dist. to Rail [m]	1.0	0.4	1.3	1.6	1.0	0.8	2.7	4.6
Avg. Stride Freq. [Hz]	2.2	2.3	2.2	2.2	2.3	2.3	2.4	2.3
Avg. Stride Length [m]	6.1	7.3	7.4	7.4	7.5	7.7	7.7	7.5

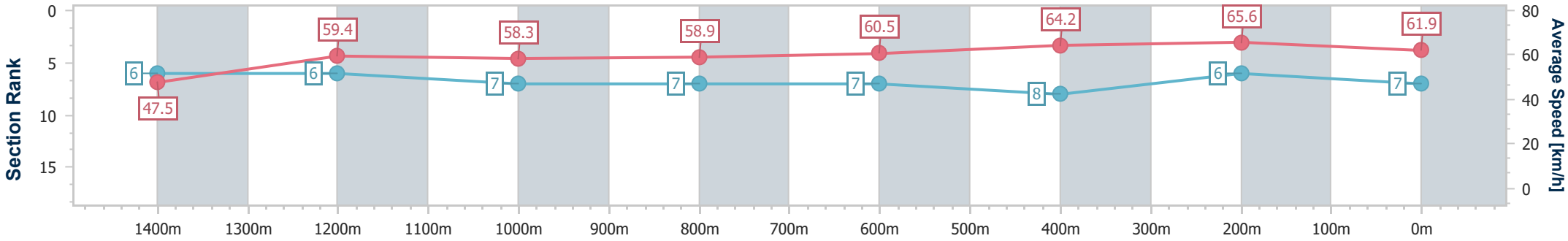

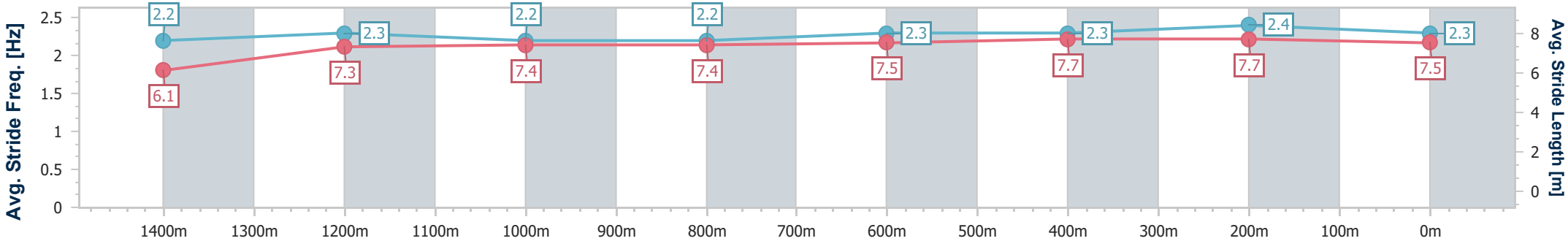

[ ]	Ranking at each section and finish
-:--.--	No data available at this section
NA	No data available

data processed by TRIPLESDATA

Horse/Jockey Name	Expectant
Final Rank	8
Fastest Section Time (Section)	0:10.97 (400m)
Top Speed [km/h] (Section)	66.5 (400m)
Race State	Finished

TAB

DoombenProfessional

Race 5: SKY RACING BENCHMARK 70 Handicap - 1600m

15 November 2025 - 14:04

Track Rating: Soft 5, Weather: Fine, Rail Position: 1 metre Entire

BRISBANE RACING CLUB

Section	Overall	1400m	1200m	1000m	800m	600m	400m	200m
Section Times	1:37.73 [8] (0:15.43)	1:22.30 [7] (0:12.04)	1:10.26 [7] (0:12.15)	0:58.11 [6] (0:12.28)	0:45.83 [8] (0:11.95)	0:33.88 [8] (0:11.26)	0:22.62 [7] (0:10.97)	0:11.65 [7] (0:11.65)
Average Speed [km/h]	46.7	59.1	59.3	58.7	60.4	63.8	65.3	62.0
Top Speed [km/h]	58.4	60.9	60.1	59.9	62.3	65.2	66.5	64.0
Avg. Dist. to Rail [m]	2.0	1.3	0.4	0.8	0.2	0.7	0.8	0.3
Avg. Stride Freq. [Hz]	2.1	2.3	2.3	2.3	2.3	2.4	2.5	2.4
Avg. Stride Length [m]	6.1	7.0	7.1	7.2	7.2	7.2	7.0	7.1

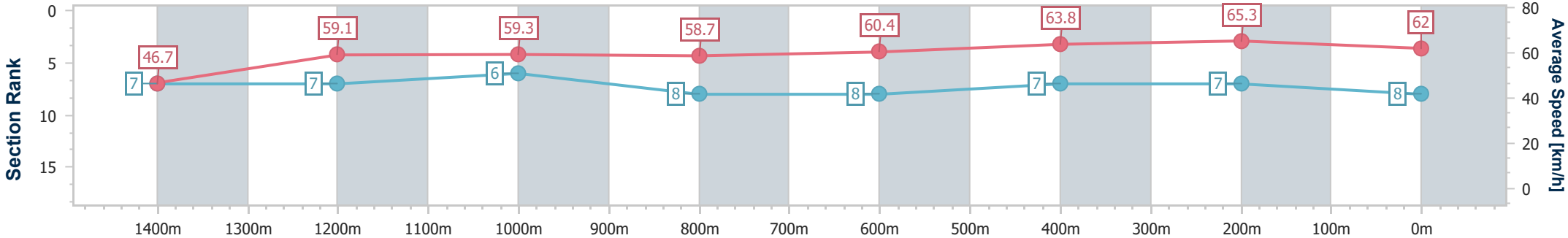

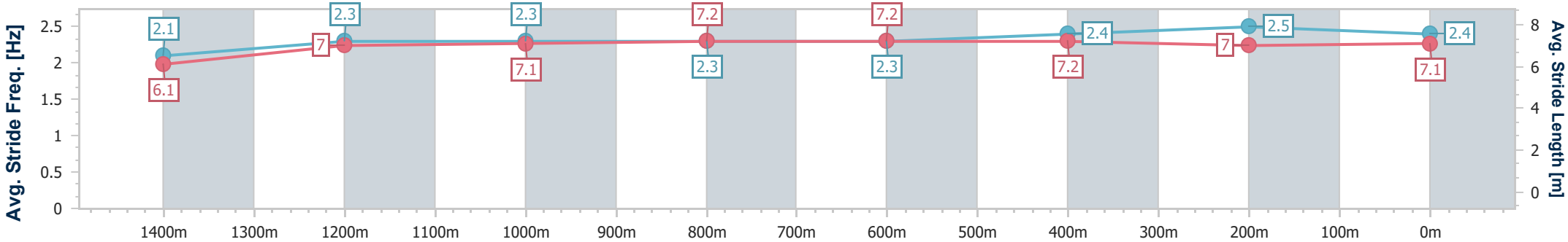

[ ]	Ranking at each section and finish
-:--.--	No data available at this section
NA	No data available

data processed by TRIPLESDATA

Horse/Jockey Name	Noble Conqueror
Final Rank	9
Fastest Section Time (Section)	0:10.88 (400m)
Top Speed [km/h] (Section)	67.8 (400m)
Race State	Finished

DoombenProfessional

Race 5: SKY RACING BENCHMARK 70 Handicap - 1600m

15 November 2025 - 14:04

Track Rating: Soft 5, Weather: Fine, Rail Position: 1 metre Entire

BRISBANE RACING CLUB

Section	Overall	1400m	1200m	1000m	800m	600m	400m	200m
Section Times	1:37.83 [9] (0:15.48)	1:22.35 [8] (0:12.09)	1:10.26 [8] (0:12.28)	0:57.98 [9] (0:12.29)	0:45.69 [9] (0:11.83)	0:33.86 [9] (0:11.29)	0:22.57 [9] (0:10.88)	0:11.69 [9] (0:11.69)
Average Speed [km/h]	46.6	59.7	58.7	58.9	61.3	64.1	66.6	61.5
Top Speed [km/h]	58.2	60.7	59.5	60.7	63.7	66.8	67.8	64.6
Avg. Dist. to Rail [m]	2.5	0.6	2.3	2.5	1.6	1.1	4.2	8.2
Avg. Stride Freq. [Hz]	2.1	2.2	2.2	2.2	2.2	2.3	2.4	2.3
Avg. Stride Length [m]	6.1	7.4	7.4	7.5	7.6	7.7	7.8	7.5

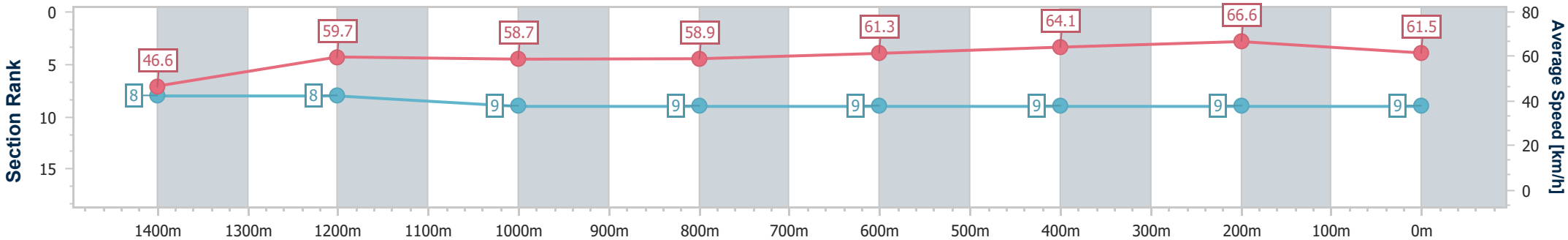

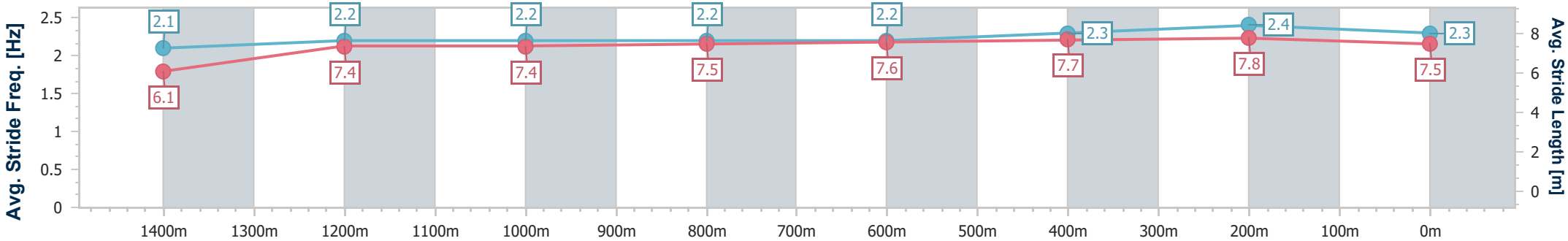

[ ]	Ranking at each section and finish
-:--.--	No data available at this section
NA	No data available

data processed by TRIPLESDATA

Horse/Jockey Name	Start Strutting
Final Rank	10
Fastest Section Time (Section)	0:10.86 (400m)
Top Speed [km/h] (Section)	67.1 (400m)
Race State	Finished

DoombenProfessional

Race 5: SKY RACING BENCHMARK 70 Handicap - 1600m

15 November 2025 - 14:04

Track Rating: Soft 5, Weather: Fine, Rail Position: 1 metre Entire

BRISBANE RACING CLUB

Section	Overall	1400m	1200m	1000m	800m	600m	400m	200m
Section Times	1:38.28 [10] (0:15.76)	1:22.52 [11] (0:12.19)	1:10.33 [11] (0:12.17)	0:58.16 [11] (0:12.29)	0:45.87 [11] (0:11.90)	0:33.97 [11] (0:11.17)	0:22.80 [10] (0:10.86)	0:11.94 [10] (0:11.94)
Average Speed [km/h]	45.7	59.3	59.3	58.8	60.5	64.1	66.1	60.3
Top Speed [km/h]	57.3	61.0	60.5	61.5	63.1	65.7	67.1	63.9
Avg. Dist. to Rail [m]	5.6	0.5	2.1	2.6	0.4	1.2	1.3	3.2
Avg. Stride Freq. [Hz]	2.2	2.3	2.2	2.2	2.3	2.4	2.4	2.3
Avg. Stride Length [m]	5.9	7.2	7.4	7.4	7.3	7.5	7.5	7.2

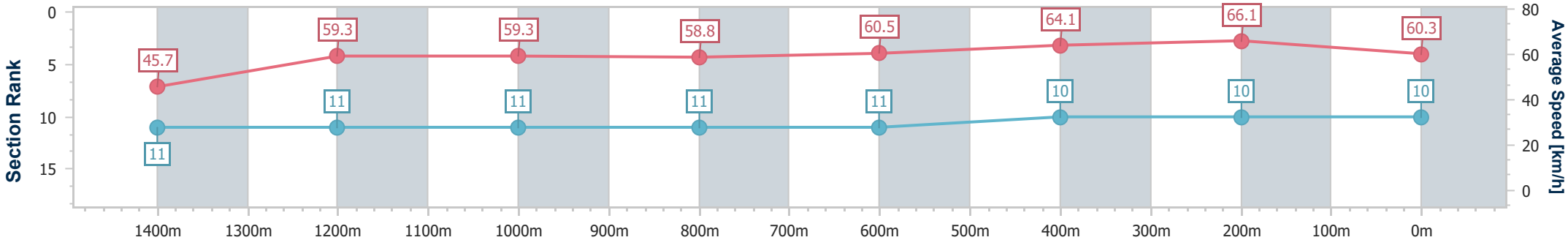

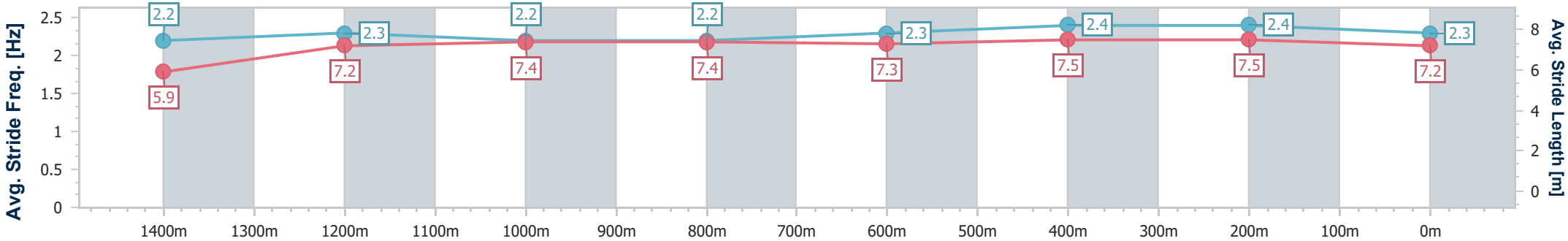

[ ]	Ranking at each section and finish
-:--.--	No data available at this section
NA	No data available

data processed by TRIPLESDATA

Horse/Jockey Name	Sizzling Gal
Final Rank	11
Fastest Section Time (Section)	0:11.28 (400m)
Top Speed [km/h] (Section)	65.8 (600m)
Race State	Finished

DoombenProfessional

Race 5: SKY RACING BENCHMARK 70 Handicap - 1600m

15 November 2025 - 14:04

Track Rating: Soft 5, Weather: Fine, Rail Position: 1 metre Entire

BRISBANE RACING CLUB

Section	Overall	1400m	1200m	1000m	800m	600m	400m	200m
Section Times	1:38.34 [11] (0:15.48)	1:22.86 [9] (0:12.19)	1:10.67 [9] (0:12.00)	0:58.67 [8] (0:12.08)	0:46.59 [6] (0:11.95)	0:34.64 [6] (0:11.37)	0:23.27 [6] (0:11.28)	0:11.99 [11] (0:11.99)
Average Speed [km/h]	46.5	60.4	60.1	60.5	61.8	63.9	64.2	60.1
Top Speed [km/h]	57.7	61.1	60.2	61.1	62.9	65.8	65.3	63.1
Avg. Dist. to Rail [m]	3.3	3.1	5.2	5.0	4.8	2.4	4.2	7.3
Avg. Stride Freq. [Hz]	2.2	2.4	2.4	2.3	2.4	2.4	2.4	2.4
Avg. Stride Length [m]	5.8	7.0	7.0	7.2	7.2	7.3	7.2	7.0

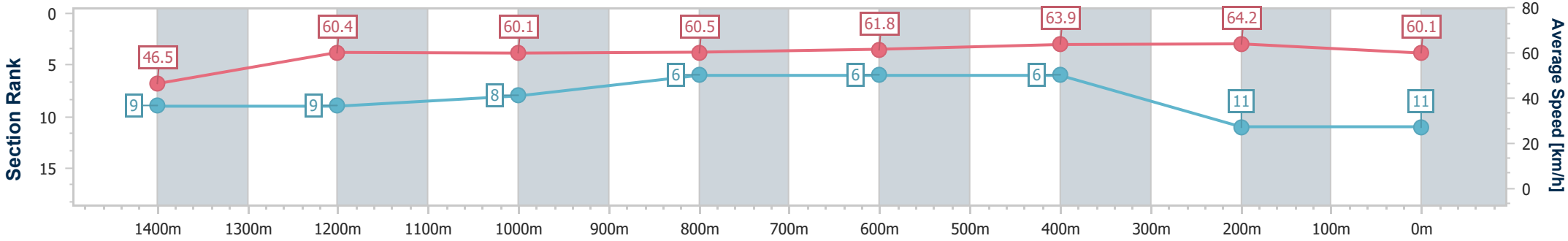

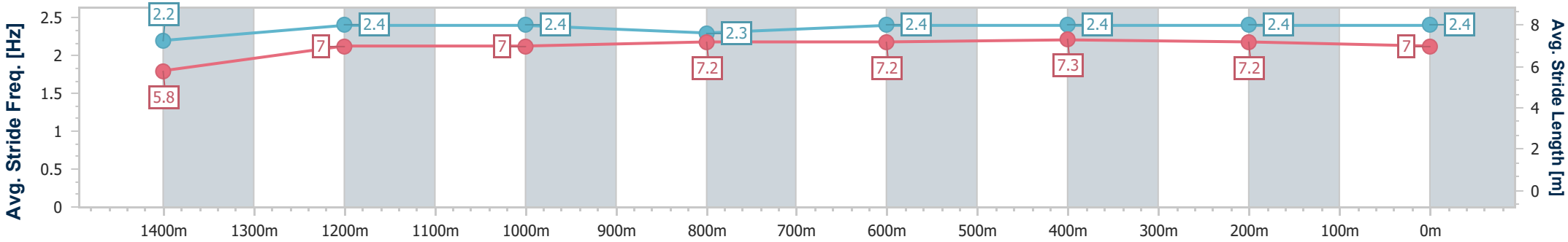

[ ]	Ranking at each section and finish
-:--.--	No data available at this section
NA	No data available

data processed by TRIPLESDATA

Horse/Jockey Name	Old Song
Final Rank	12
Fastest Section Time (Section)	0:11.15 (400m)
Top Speed [km/h] (Section)	65.9 (400m)
Race State	Finished

TAB

DoombenProfessional

Race 5: SKY RACING BENCHMARK 70 Handicap - 1600m

15 November 2025 - 14:04

Track Rating: Soft 5, Weather: Fine, Rail Position: 1 metre Entire

BRISBANE RACING CLUB

Section	Overall	1400m	1200m	1000m	800m	600m	400m	200m
Section Times	1:38.94 [12] (0:15.68)	1:23.26 [10] (0:12.08)	1:11.18 [10] (0:12.26)	0:58.92 [10] (0:12.26)	0:46.66 [10] (0:11.92)	0:34.74 [10] (0:11.33)	0:23.41 [12] (0:11.15)	0:12.26 [12] (0:12.26)
Average Speed [km/h]	45.8	59.4	58.8	58.9	60.9	63.9	64.6	58.7
Top Speed [km/h]	57.6	61.4	60.0	60.8	62.8	65.5	65.9	63.1
Avg. Dist. to Rail [m]	3.4	1.0	1.4	1.5	1.2	0.8	0.8	3.7
Avg. Stride Freq. [Hz]	2.2	2.4	2.3	2.3	2.3	2.4	2.4	2.3
Avg. Stride Length [m]	5.9	6.9	7.0	7.1	7.3	7.5	7.4	7.1

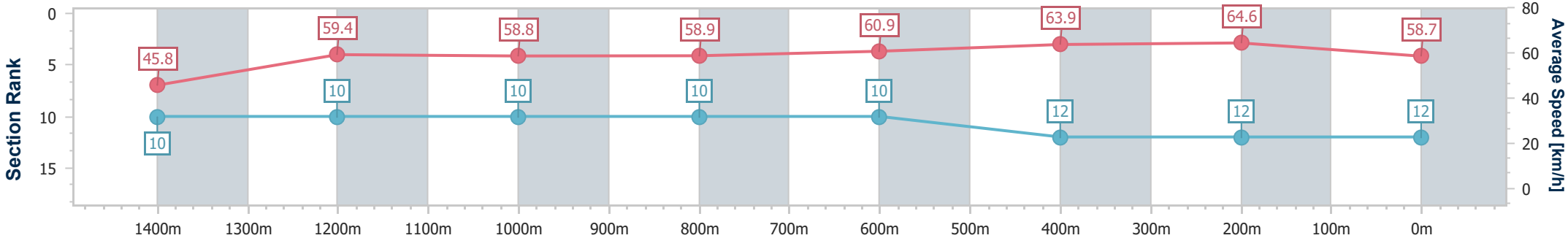

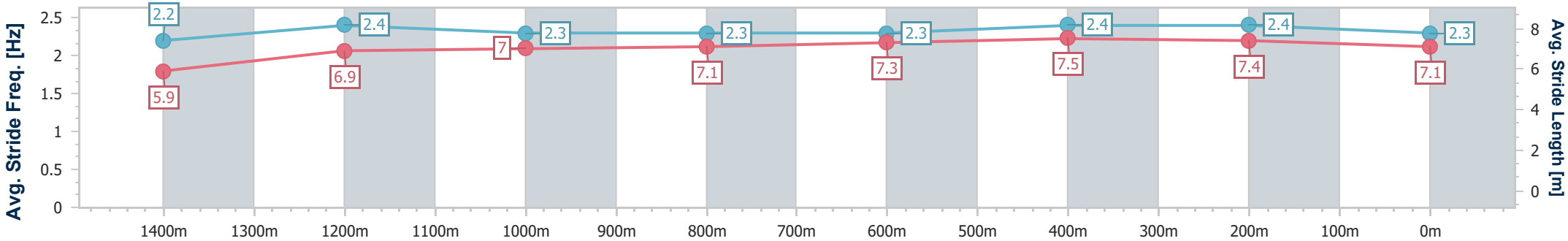

[ ]	Ranking at each section and finish
-:--.--	No data available at this section
NA	No data available

data processed by TRIPLESDATA

DoombenProfessional

Race 6: SENQ Class 6 Handicap - 1600m

15 November 2025 - 14:39

BRISBANE RACING CLUB

Track Rating: Soft 5, Weather: Fine, Rail Position: 1 metre Entire

Section	Overall	1400m	1200m	1000m	800m	600m	400m	Last 600m
Field Times	1:35.76 (0:14.13)	1:21.63 (0:11.65)	1:09.98 (0:11.99)	0:57.99 (0:12.03)	0:45.96 (0:11.92)	0:34.04 (0:11.19)	0:22.85 (0:11.21)	0:34.04

Rank	TAB	Horse/Jockey	Barrier	Top Speed [km/h]	Fastest Section	Overall	1400m	1200m	1000m	800m	600m	400m	Last 600m	Distance Travelled [m]
1	7	**BLAZEN BOOTS**	9	67.8	0:10.80	1:35.76 [1]	1:20.57 [9]	1:08.98 [9]	0:56.99 [9]	0:45.08 [8]	0:33.28 [8]	0:22.12 [7]	0:33.28	
		Ben Thompson		400m	400m	(0:15.19)	(0:11.59)	(0:11.99)	(0:11.91)	(0:11.80)	(0:11.16)	(0:10.80)		
2	9	**LARRIKIN ROGUE**	4	67.5	0:11.01	1:35.97 [2]	1:21.08 [7]	1:09.54 [7]	0:57.60 [6]	0:45.62 [5]	0:33.70 [6]	0:22.59 [4]	0:33.70	+0
		Damien Thornton		400m	400m	(0:14.89)	(0:11.54)	(0:11.94)	(0:11.98)	(0:11.92)	(0:11.11)	(0:11.01)		
3	6	**NORTHERN DECREE**	3	66.2	0:11.07	1:35.98 [3]	1:21.58 [4]	1:09.89 [3]	0:57.90 [3]	0:45.88 [3]	0:33.99 [3]	0:22.85 [3]	0:33.99	+1
		Martin Harley		600m	400m	(0:14.40)	(0:11.69)	(0:11.99)	(0:12.02)	(0:11.89)	(0:11.14)	(0:11.07)		
4	3	**EXPRESS PAYMENT**	2	66.3	0:11.13	1:36.02 [4]	1:21.76 [2]	1:10.19 [2]	0:58.24 [2]	0:46.16 [2]	0:34.29 [2]	0:22.99 [2]	0:34.29	+2
		Angela Jones		400m	400m	(0:14.26)	(0:11.57)	(0:11.95)	(0:12.08)	(0:11.87)	(0:11.30)	(0:11.13)		
5	2	**GALANO**	5	66.6	0:11.08	1:36.24 [5]	1:21.72 [5]	1:10.10 [4]	0:58.09 [4]	0:46.05 [4]	0:34.12 [4]	0:22.85 [5]	0:34.12	+5
		Cobi Vitler		400m	400m	(0:14.52)	(0:11.62)	(0:12.01)	(0:12.04)	(0:11.93)	(0:11.27)	(0:11.08)		
6	1	**FREE CARRY**	1	65.8	0:11.19	1:36.39 [6]	1:22.26 [1]	1:10.61 [1]	0:58.62 [1]	0:46.59 [1]	0:34.67 [1]	0:23.48 [1]	0:34.67	+1
		Emily Lang		400m	600m	(0:14.13)	(0:11.65)	(0:11.99)	(0:12.03)	(0:11.92)	(0:11.19)	(0:11.21)		
7	4	**EXCEED SPEED**	6	66.3	0:11.11	1:36.52 [7]	1:21.71 [6]	1:10.11 [6]	0:58.08 [7]	0:46.06 [7]	0:34.21 [7]	0:23.06 [6]	0:34.21	+4
		Ryan Maloney		400m	400m	(0:14.81)	(0:11.60)	(0:12.03)	(0:12.02)	(0:11.85)	(0:11.15)	(0:11.11)		
8	13	**SMART ACTION**	7	66.4	0:11.13	1:36.92 [8]	1:21.95 [8]	1:10.20 [8]	0:58.28 [8]	0:46.21 [9]	0:34.41 [9]	0:23.16 [9]	0:34.41	+8
		Tahlia Fenlon		600m	400m	(0:14.97)	(0:11.75)	(0:11.92)	(0:12.07)	(0:11.80)	(0:11.25)	(0:11.13)		
9	8	**THE LITTLE PUMPER**	8	65.9	0:11.33	1:37.45 [9]	1:23.06 [3]	1:11.21 [5]	0:59.13 [5]	0:47.05 [6]	0:35.21 [5]	0:23.79 [8]	0:35.21	+13
		Daniel Moor		400m	400m	(0:14.39)	(0:11.85)	(0:12.08)	(0:12.08)	(0:11.84)	(0:11.42)	(0:11.33)		

Scratched: Chasing Jackley (#11), Sizzling Gal (#12), Last Chance Saloon (#5), Noble Conqueror (#10)

[ ]	Ranking at each section and finish	**SCN**	Saddle cloth number
-:--.--	No data available at this section	**DNF**	Did not finish
NA	No data available	**DNT**	Did not track

data processed by TRIPLESDATA

DoombenProfessional

Race 6: SENQ Class 6 Handicap - 1600m

15 November 2025 - 14:39

BRISBANE RACING CLUB

Track Rating: Soft 5, Weather: Fine, Rail Position: 1 metre Entire

Section	200m	Last 600m
Field Times	0:11.64 (0:11.64)	0:34.04

Rank	TAB	Horse/Jockey	Barrier	Top Speed [km/h]	Fastest Section		Margin		Distance Travelled [m]
1	7	**BLAZEN BOOTS**	9	67.8	0:10.80	0:11.32 [5]	1:35.76	0:33.28	
		Ben Thompson		400m	400m	(0:11.32)			
2	9	**LARRIKIN ROGUE**	4	67.5	0:11.01	0:11.58 [4]	1.25L	0:33.70	+0
		Damien Thornton		400m	400m	(0:11.58)			
3	6	**NORTHERN DECREE**	3	66.2	0:11.07	0:11.78 [3]	1.32L	0:33.99	+1
		Martin Harley		600m	400m	(0:11.78)			
4	3	**EXPRESS PAYMENT**	2	66.3	0:11.13	0:11.86 [2]	1.56L	0:34.29	+2
		Angela Jones		400m	400m	(0:11.86)			
5	2	**GALANO**	5	66.6	0:11.08	0:11.77 [6]	2.85L	0:34.12	+5
		Cobi Vitler		400m	400m	(0:11.77)			
6	1	**FREE CARRY**	1	65.8	0:11.19	0:12.27 [1]	3.72L	0:34.67	+1
		Emily Lang		400m	600m	(0:12.27)			
7	4	**EXCEED SPEED**	6	66.3	0:11.11	0:11.95 [7]	4.48L	0:34.21	+4
		Ryan Maloney		400m	400m	(0:11.95)			
8	13	**SMART ACTION**	7	66.4	0:11.13	0:12.03 [8]	6.86L	0:34.41	+8
		Tahlia Fenlon		600m	400m	(0:12.03)			
9	8	**THE LITTLE PUMPER**	8	65.9	0:11.33	0:12.46 [9]	9.99L	0:35.21	+13
		Daniel Moor		400m	400m	(0:12.46)			

Scratched: Chasing Jackley (#11), Sizzling Gal (#12), Last Chance Saloon (#5), Noble Conqueror (#10)

[ ]	Ranking at each section and finish	SCN	Saddle cloth number
-:--.--	No data available at this section	DNF	Did not finish
NA	No data available	DNT	Did not track

data processed by TRIPLESDATA

Horse/Jockey Name	Blazen Boots
Final Rank	1
Fastest Section Time (Section)	0:10.80 (400m)
Top Speed [km/h] (Section)	67.8 (400m)
Race State	Finished

DoombenProfessional

Race 6: SENQ Class 6 Handicap - 1600m

15 November 2025 - 14:39

Track Rating: Soft 5, Weather: Fine, Rail Position: 1 metre Entire

BRISBANE RACING CLUB

Section	Overall	1400m	1200m	1000m	800m	600m	400m	200m
Section Times	1:35.76 [1] (0:15.19)	1:20.57 [9] (0:11.59)	1:08.98 [9] (0:11.99)	0:56.99 [9] (0:11.91)	0:45.08 [8] (0:11.80)	0:33.28 [8] (0:11.16)	0:22.12 [7] (0:10.80)	0:11.32 [5] (0:11.32)
Average Speed [km/h]	47.5	61.8	59.9	60.6	61.1	64.7	66.6	63.7
Top Speed [km/h]	61.0	63.8	60.9	61.2	62.5	66.4	67.8	66.5
Avg. Dist. to Rail [m]	5.4	1.0	0.4	0.2	0.5	0.6	1.4	0.6
Avg. Stride Freq. [Hz]	2.2	2.3	2.2	2.2	2.2	2.3	2.4	2.3
Avg. Stride Length [m]	6.0	7.5	7.6	7.7	7.8	7.8	7.8	7.6

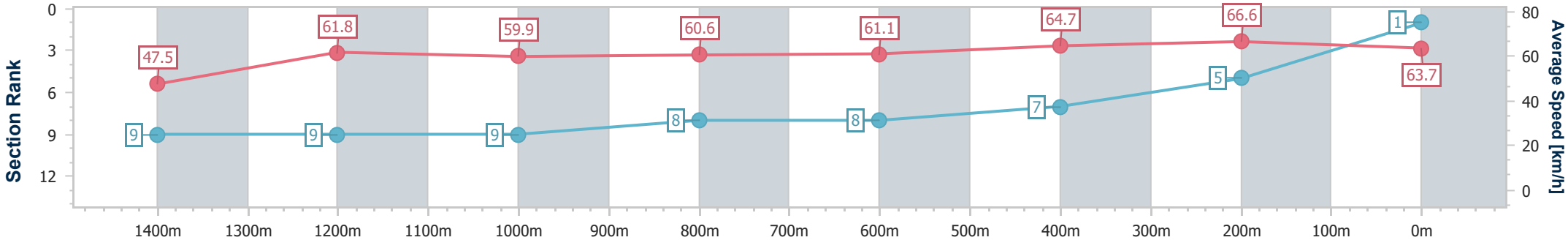

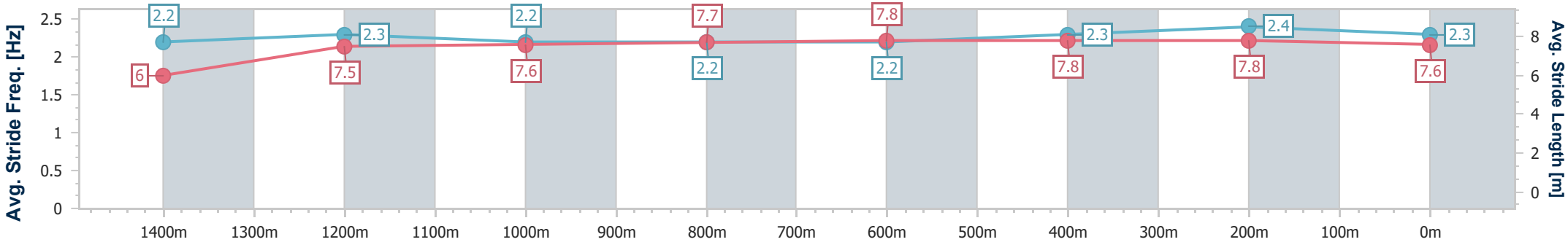

[ ]	Ranking at each section and finish
-:--.--	No data available at this section
NA	No data available

data processed by TRIPLESDATA

Horse/Jockey Name	Larrikin Rogue
Final Rank	2
Fastest Section Time (Section)	0:11.01 (400m)
Top Speed [km/h] (Section)	67.5 (400m)
Race State	Finished

DoombenProfessional

Race 6: SENQ Class 6 Handicap - 1600m

15 November 2025 - 14:39

Track Rating: Soft 5, Weather: Fine, Rail Position: 1 metre Entire

BRISBANE RACING CLUB

Section	Overall	1400m	1200m	1000m	800m	600m	400m	200m
Section Times	1:35.97 [2] (0:14.89)	1:21.08 [7] (0:11.54)	1:09.54 [7] (0:11.94)	0:57.60 [6] (0:11.98)	0:45.62 [5] (0:11.92)	0:33.70 [6] (0:11.11)	0:22.59 [4] (0:11.01)	0:11.58 [4] (0:11.58)
Average Speed [km/h]	48.4	62.2	60.4	60.0	60.7	64.8	65.4	62.2
Top Speed [km/h]	63.5	63.9	61.1	60.6	63.2	66.0	67.5	64.0
Avg. Dist. to Rail [m]	1.2	0.8	0.7	0.3	0.5	0.3	1.9	4.6
Avg. Stride Freq. [Hz]	2.1	2.2	2.2	2.2	2.2	2.3	2.4	2.3
Avg. Stride Length [m]	6.4	7.7	7.6	7.7	7.7	7.8	7.7	7.5

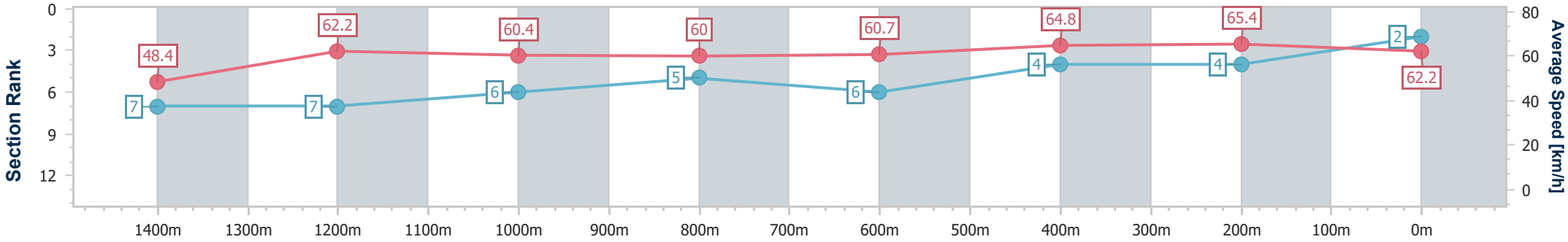

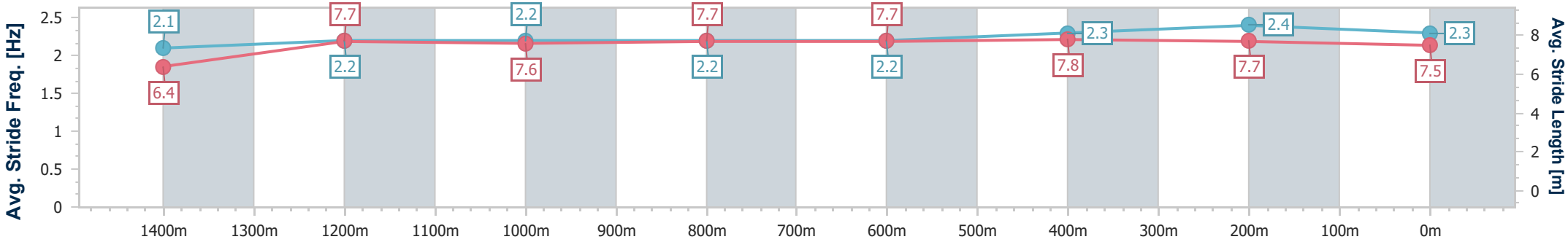

[ ]	Ranking at each section and finish
-:--.--	No data available at this section
NA	No data available

data processed by TRIPLESDATA

Horse/Jockey Name	Northern Decree
Final Rank	3
Fastest Section Time (Section)	0:11.07 (400m)
Top Speed [km/h] (Section)	66.2 (600m)
Race State	Finished

DoombenProfessional

Race 6: SENQ Class 6 Handicap - 1600m

15 November 2025 - 14:39

Track Rating: Soft 5, Weather: Fine, Rail Position: 1 metre Entire

BRISBANE RACING CLUB

Section	Overall	1400m	1200m	1000m	800m	600m	400m	200m
Section Times	1:35.98 [3] (0:14.40)	1:21.58 [4] (0:11.69)	1:09.89 [3] (0:11.99)	0:57.90 [3] (0:12.02)	0:45.88 [3] (0:11.89)	0:33.99 [3] (0:11.14)	0:22.85 [3] (0:11.07)	0:11.78 [3] (0:11.78)
Average Speed [km/h]	49.9	61.7	59.9	60.2	60.7	64.9	64.8	61.2
Top Speed [km/h]	65.3	64.7	60.9	60.6	63.9	66.2	65.6	64.2
Avg. Dist. to Rail [m]	1.2	0.3	0.5	0.5	0.9	0.8	1.2	2.2
Avg. Stride Freq. [Hz]	2.1	2.2	2.1	2.1	2.1	2.2	2.3	2.2
Avg. Stride Length [m]	6.5	7.7	7.8	7.9	8.0	8.2	8.0	7.7

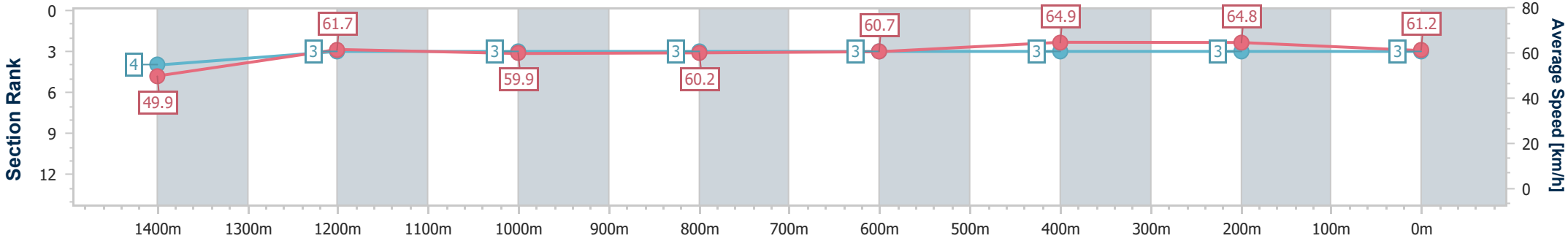

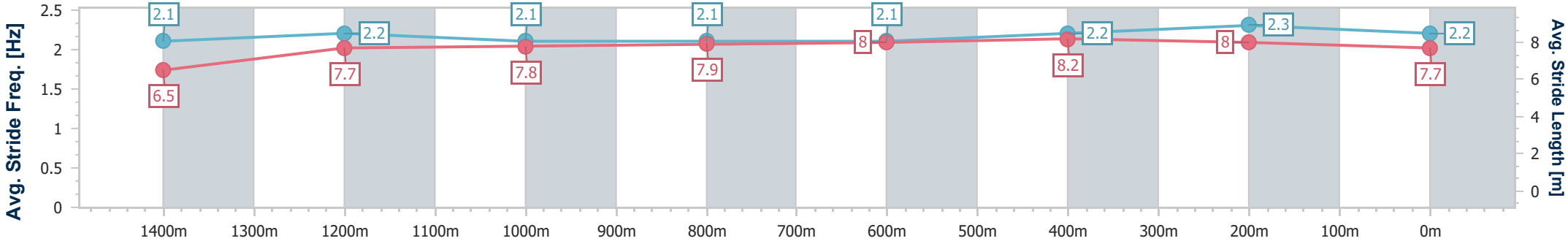

[ ]	Ranking at each section and finish
-:--.--	No data available at this section
NA	No data available

data processed by TRIPLESDATA

Horse/Jockey Name	Express Payment
Final Rank	4
Fastest Section Time (Section)	0:11.13 (400m)
Top Speed [km/h] (Section)	66.3 (400m)
Race State	Finished

DoombenProfessional

Race 6: SENQ Class 6 Handicap - 1600m

15 November 2025 - 14:39

Track Rating: Soft 5, Weather: Fine, Rail Position: 1 metre Entire

BRISBANE RACING CLUB

Section	Overall	1400m	1200m	1000m	800m	600m	400m	200m
Section Times	1:36.02 [4] (0:14.26)	1:21.76 [2] (0:11.57)	1:10.19 [2] (0:11.95)	0:58.24 [2] (0:12.08)	0:46.16 [2] (0:11.87)	0:34.29 [2] (0:11.30)	0:22.99 [2] (0:11.13)	0:11.86 [2] (0:11.86)
Average Speed [km/h]	50.5	61.9	60.2	59.8	60.8	64.1	65.0	60.6
Top Speed [km/h]	62.2	63.7	60.7	60.3	64.1	65.1	66.3	63.4
Avg. Dist. to Rail [m]	0.9	0.7	0.6	0.2	0.7	0.9	3.3	4.1
Avg. Stride Freq. [Hz]	2.4	2.4	2.3	2.3	2.3	2.4	2.4	2.4
Avg. Stride Length [m]	5.9	7.1	7.2	7.2	7.3	7.4	7.4	7.1

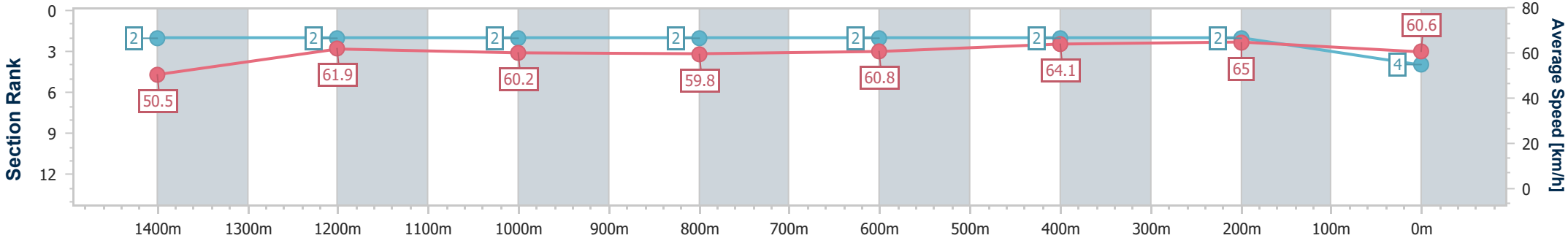

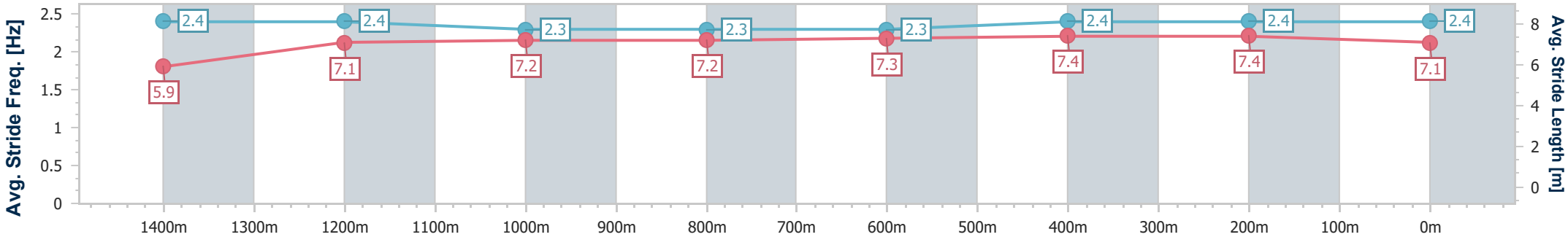

[ ]	Ranking at each section and finish
-:--.--	No data available at this section
NA	No data available

data processed by TRIPLESDATA

Horse/Jockey Name	Galano
Final Rank	5
Fastest Section Time (Section)	0:11.08 (400m)
Top Speed [km/h] (Section)	66.6 (400m)
Race State	Finished

DoombenProfessional

Race 6: SENQ Class 6 Handicap - 1600m

15 November 2025 - 14:39

Track Rating: Soft 5, Weather: Fine, Rail Position: 1 metre Entire

BRISBANE RACING CLUB

Section	Overall	1400m	1200m	1000m	800m	600m	400m	200m
Section Times	1:36.24 [5] (0:14.52)	1:21.72 [5] (0:11.62)	1:10.10 [4] (0:12.01)	0:58.09 [4] (0:12.04)	0:46.05 [4] (0:11.93)	0:34.12 [4] (0:11.27)	0:22.85 [5] (0:11.08)	0:11.77 [6] (0:11.77)
Average Speed [km/h]	49.8	61.8	59.9	60.1	60.9	64.2	65.2	61.2
Top Speed [km/h]	64.2	64.1	61.1	60.9	63.0	65.0	66.6	64.4
Avg. Dist. to Rail [m]	2.4	0.2	0.9	1.6	1.6	1.4	2.6	6.3
Avg. Stride Freq. [Hz]	2.3	2.3	2.2	2.2	2.2	2.3	2.4	2.3
Avg. Stride Length [m]	6.0	7.4	7.5	7.6	7.6	7.7	7.7	7.4

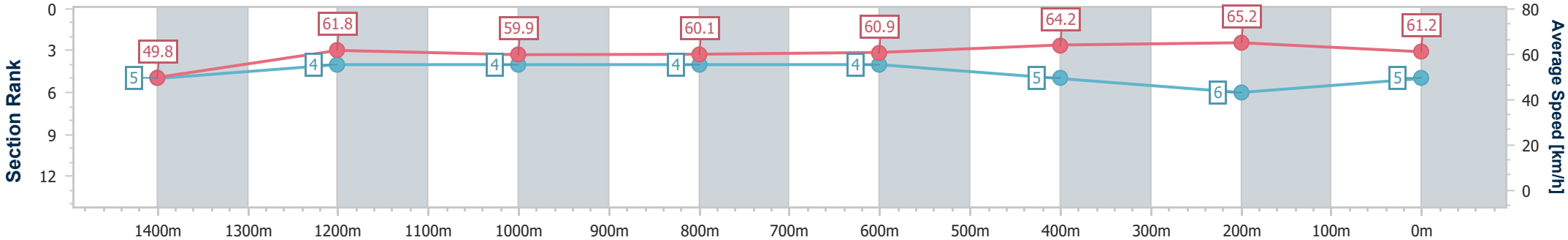

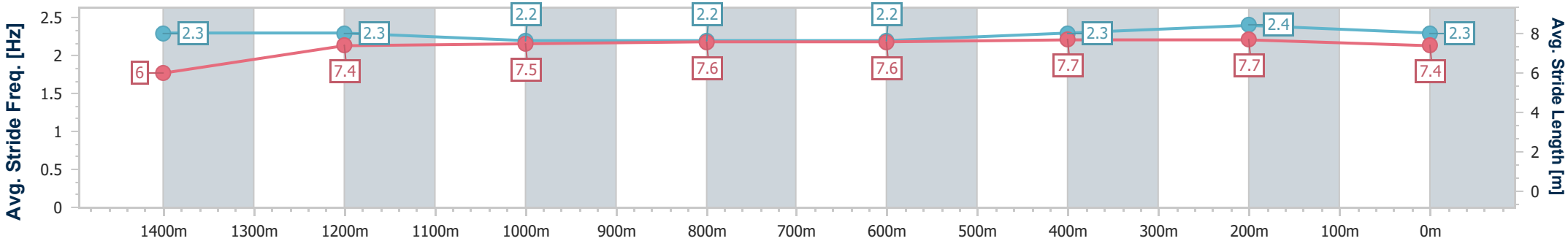

[ ]	Ranking at each section and finish
-:--.--	No data available at this section
NA	No data available

data processed by TRIPLESDATA

Horse/Jockey Name	Free Carry
Final Rank	6
Fastest Section Time (Section)	0:11.19 (600m)
Top Speed [km/h] (Section)	65.8 (400m)
Race State	Finished

DoombenProfessional

Race 6: SENQ Class 6 Handicap - 1600m

15 November 2025 - 14:39

Track Rating: Soft 5, Weather: Fine, Rail Position: 1 metre Entire

BRISBANE RACING CLUB

Section	Overall	1400m	1200m	1000m	800m	600m	400m	200m
Section Times	1:36.39 [6] (0:14.13)	1:22.26 [1] (0:11.65)	1:10.61 [1] (0:11.99)	0:58.62 [1] (0:12.03)	0:46.59 [1] (0:11.92)	0:34.67 [1] (0:11.19)	0:23.48 [1] (0:11.21)	0:12.27 [1] (0:12.27)
Average Speed [km/h]	50.8	61.8	60.2	59.9	60.6	64.4	64.1	58.8
Top Speed [km/h]	64.8	62.6	60.6	60.6	63.8	65.0	65.8	62.3
Avg. Dist. to Rail [m]	1.0	0.4	0.7	1.0	0.7	0.4	1.5	3.0
Avg. Stride Freq. [Hz]	2.2	2.2	2.2	2.2	2.2	2.3	2.3	2.3
Avg. Stride Length [m]	6.3	7.8	7.7	7.6	7.7	7.9	7.7	7.2

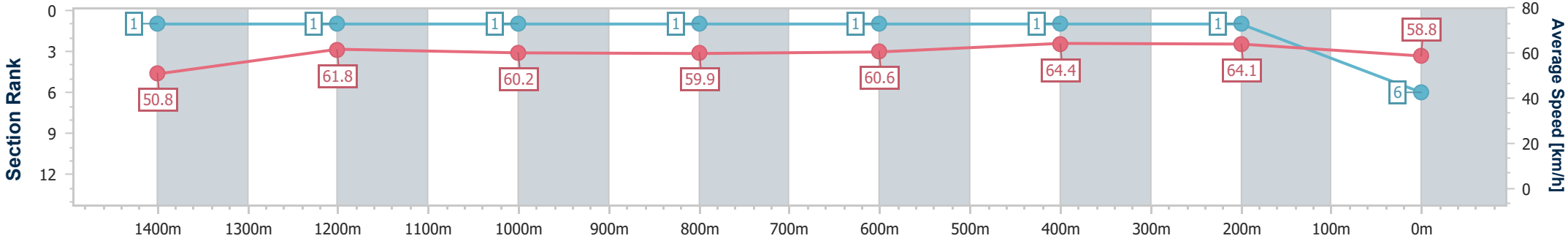

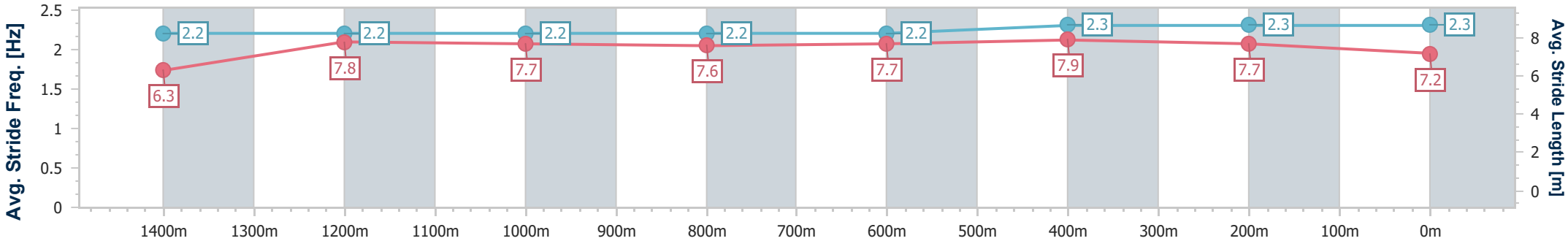

[ ]	Ranking at each section and finish
-:--.--	No data available at this section
NA	No data available

data processed by TRIPLESDATA

Horse/Jockey Name	Exceed Speed
Final Rank	7
Fastest Section Time (Section)	0:11.11 (400m)
Top Speed [km/h] (Section)	66.3 (400m)
Race State	Finished

DoombenProfessional

Race 6: SENQ Class 6 Handicap - 1600m

15 November 2025 - 14:39

Track Rating: Soft 5, Weather: Fine, Rail Position: 1 metre Entire

BRISBANE RACING CLUB

Section	Overall	1400m	1200m	1000m	800m	600m	400m	200m
Section Times	1:36.52 [7] (0:14.81)	1:21.71 [6] (0:11.60)	1:10.11 [6] (0:12.03)	0:58.08 [7] (0:12.02)	0:46.06 [7] (0:11.85)	0:34.21 [7] (0:11.15)	0:23.06 [6] (0:11.11)	0:11.95 [7] (0:11.95)
Average Speed [km/h]	48.7	62.3	59.9	60.0	61.3	64.8	65.0	60.1
Top Speed [km/h]	62.6	63.9	60.8	61.1	63.7	65.7	66.3	63.4
Avg. Dist. to Rail [m]	3.8	0.6	1.6	1.5	1.2	0.7	4.0	7.3
Avg. Stride Freq. [Hz]	2.2	2.3	2.2	2.2	2.2	2.3	2.3	2.2
Avg. Stride Length [m]	6.1	7.6	7.4	7.6	7.6	7.9	7.9	7.7

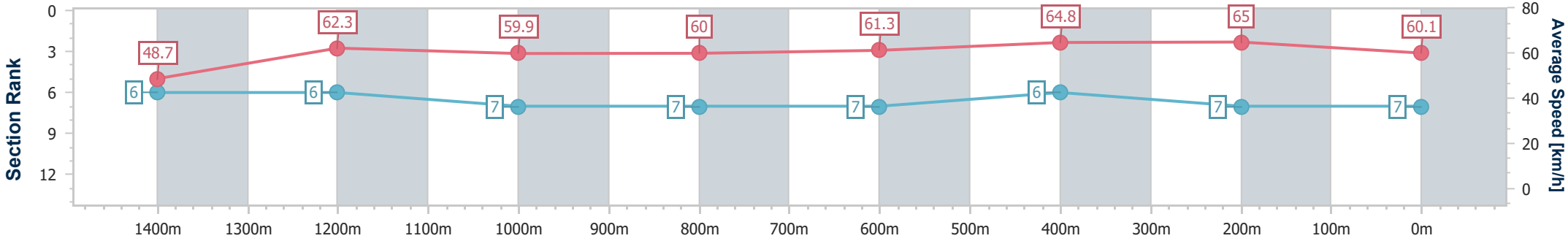

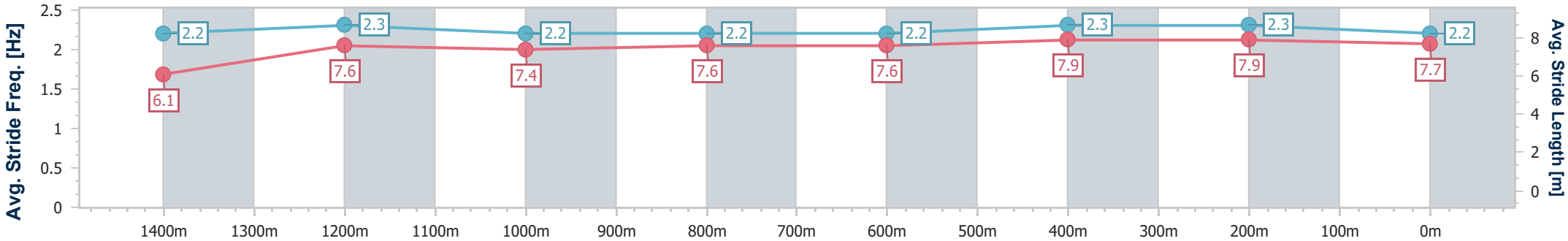

[ ]	Ranking at each section and finish
-:--.--	No data available at this section
NA	No data available

data processed by TRIPLESDATA

Horse/Jockey Name	Smart Action
Final Rank	8
Fastest Section Time (Section)	0:11.13 (400m)
Top Speed [km/h] (Section)	66.4 (600m)
Race State	Finished

DoombenProfessional

Race 6: SENQ Class 6 Handicap - 1600m

15 November 2025 - 14:39

Track Rating: Soft 5, Weather: Fine, Rail Position: 1 metre Entire

BRISBANE RACING CLUB

Section	Overall	1400m	1200m	1000m	800m	600m	400m	200m
Section Times	1:36.92 [8] (0:14.97)	1:21.95 [8] (0:11.75)	1:10.20 [8] (0:11.92)	0:58.28 [8] (0:12.07)	0:46.21 [9] (0:11.80)	0:34.41 [9] (0:11.25)	0:23.16 [9] (0:11.13)	0:12.03 [8] (0:12.03)
Average Speed [km/h]	48.2	61.8	60.4	59.9	61.7	64.7	64.9	59.9
Top Speed [km/h]	62.0	63.1	61.4	60.5	63.6	66.4	66.1	63.3
Avg. Dist. to Rail [m]	4.5	1.1	1.8	1.8	1.9	1.9	4.8	8.6
Avg. Stride Freq. [Hz]	2.2	2.2	2.2	2.2	2.2	2.2	2.3	2.2
Avg. Stride Length [m]	6.1	7.6	7.7	7.8	7.9	8.0	7.9	7.4

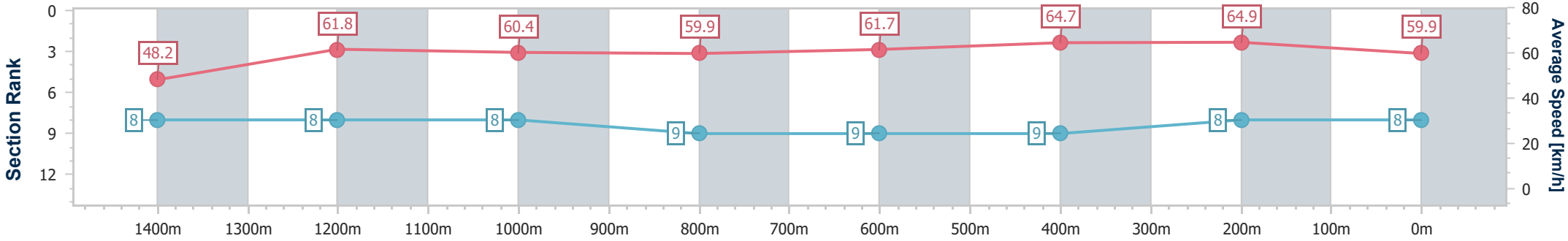

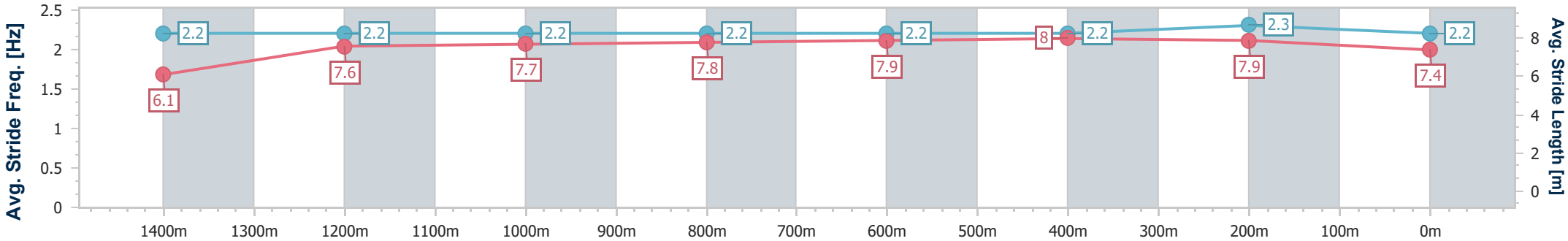

[ ]	Ranking at each section and finish
-:--.--	No data available at this section
NA	No data available

data processed by TRIPLESDATA

Horse/Jockey Name	The Little Pumper
Final Rank	9
Fastest Section Time (Section)	0:11.33 (400m)
Top Speed [km/h] (Section)	65.9 (400m)
Race State	Finished

DoombenProfessional

Race 6: SENQ Class 6 Handicap - 1600m

15 November 2025 - 14:39

Track Rating: Soft 5, Weather: Fine, Rail Position: 1 metre Entire

BRISBANE RACING CLUB

Section	Overall	1400m	1200m	1000m	800m	600m	400m	200m
Section Times	1:37.45 [9] (0:14.39)	1:23.06 [3] (0:11.85)	1:11.21 [5] (0:12.08)	0:59.13 [5] (0:12.08)	0:47.05 [6] (0:11.84)	0:35.21 [5] (0:11.42)	0:23.79 [8] (0:11.33)	0:12.46 [9] (0:12.46)
Average Speed [km/h]	50.3	61.5	59.8	60.0	61.6	64.3	63.8	57.8
Top Speed [km/h]	64.8	64.7	60.9	61.0	63.8	65.2	65.9	61.8
Avg. Dist. to Rail [m]	5.4	2.5	3.1	2.8	3.0	2.8	5.0	6.9
Avg. Stride Freq. [Hz]	2.2	2.3	2.3	2.3	2.3	2.4	2.4	2.3
Avg. Stride Length [m]	6.2	7.3	7.3	7.3	7.4	7.5	7.4	7.0

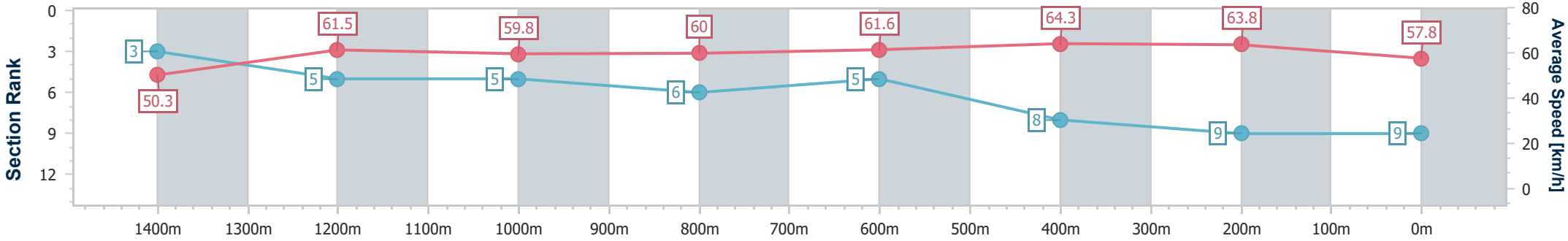

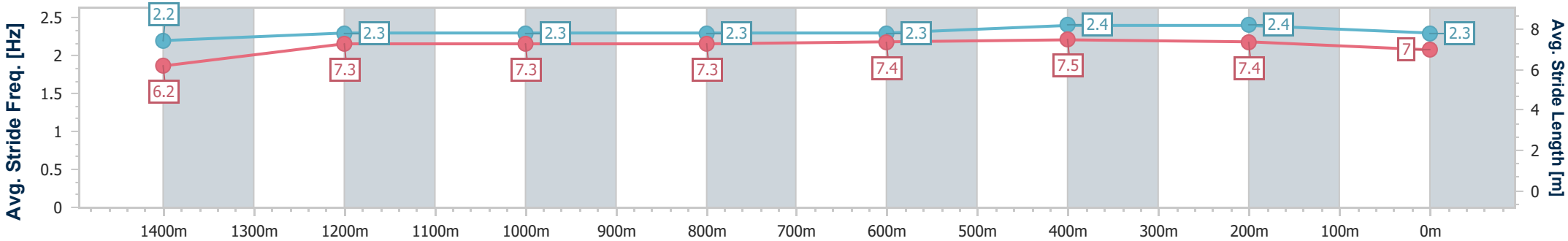

[ ]	Ranking at each section and finish
-:--.--	No data available at this section
NA	No data available

data processed by TRIPLESDATA

DoombenProfessional

Race 7: MORETON HIRE KEITH NOUD ***Weights Raised 1.0*** - 1200m

15 November 2025 - 15:18

BRISBANE RACING CLUB

Track Rating: Soft 5, Weather: Fine, Rail Position: 1 metre Entire

Section	Overall	1000m	800m	600m	400m	200m	Last 600m
Field Times	1:08.12 (0:12.96)	0:55.16 (0:10.12)	0:45.04 (0:11.08)	0:33.96 (0:11.07)	0:22.89 (0:11.03)	0:11.86 (0:11.86)	0:33.96

Rank	TAB	Horse/Jockey	Barrier	Top Speed [km/h]	Fastest Section	Overall	1000m	800m	600m	400m	200m	Margin	Last 600m	Distance Travelled [m]
1	9	EPIC PROPORTIONS	14	73.1	0:10.12	1:08.12 [1]	0:55.16 [1]	0:45.04 [1]	0:33.96 [1]	0:22.89 [1]	0:11.86 [1]	1:08.12	0:33.96	
		Tahlia Fenlon		1000m	1000m	(0:12.96)	(0:10.12)	(0:11.08)	(0:11.07)	(0:11.03)	(0:11.86)			
2	8	MIDNIGHT IN TOKYO	5	69.4	0:10.65	1:08.35 [2]	0:55.21 [5]	0:44.56 [5]	0:33.55 [5]	0:22.63 [4]	0:11.78 [3]	1.35L	0:33.55	+3
		Ben Thompson		1000m	1000m	(0:13.14)	(0:10.65)	(0:11.01)	(0:10.92)	(0:10.85)	(0:11.78)			
3	1	OUGHTON	3	68.7	0:10.54	1:08.52 [3]	0:54.94 [12]	0:44.40 [11]	0:33.41 [8]	0:22.50 [7]	0:11.54 [5]	2.36L	0:33.41	-1
		Robbie Dolan		1000m	1000m	(0:13.58)	(0:10.54)	(0:10.99)	(0:10.91)	(0:10.96)	(0:11.54)			
4	19	SUNSET DREAMING	1	70.5	0:10.48	1:08.61 [4]	0:55.11 [9]	0:44.63 [7]	0:33.61 [7]	0:22.44 [9]	0:11.59 [7]	2.9L	0:33.61	-1
		Angela Jones		1000m	1000m	(0:13.50)	(0:10.48)	(0:11.02)	(0:11.17)	(0:10.85)	(0:11.59)			
5	12	HATCHET	12	70.7	0:10.49	1:08.85 [5]	0:55.78 [3]	0:45.29 [4]	0:34.27 [4]	0:23.10 [5]	0:11.83 [6]	4.28L	0:34.27	+7
		Ron Stewart		1000m	1000m	(0:13.07)	(0:10.49)	(0:11.02)	(0:11.17)	(0:11.27)	(0:11.83)			
6	15	SWISS EXILE	8	71.2	0:10.27	1:08.85 [6]	0:55.73 [4]	0:45.46 [3]	0:34.45 [3]	0:23.41 [2]	0:12.34 [2]	4.33L	0:34.45	-1
		Heavelon Van		1000m	1000m	(0:13.12)	(0:10.27)	(0:11.01)	(0:11.04)	(0:11.07)	(0:12.34)			
7	2	IT'SOURTIME	9	71.8	0:10.36	1:09.13 [7]	0:55.66 [8]	0:45.30 [6]	0:34.31 [6]	0:23.05 [8]	0:11.99 [8]	5.95L	0:34.31	+9
		Justin Huxtable		1000m	1000m	(0:13.47)	(0:10.36)	(0:10.99)	(0:11.26)	(0:11.06)	(0:11.99)			
8	17	SAFEWORK	13	69.1	0:10.74	1:09.15 [8]	0:55.62 [11]	0:44.88 [12]	0:33.78 [11]	0:22.70 [11]	0:11.76 [10]	6.07L	0:33.78	+2
		Jake Bayliss		1000m	1000m	(0:13.53)	(0:10.74)	(0:11.10)	(0:11.08)	(0:10.94)	(0:11.76)			
9	3	ROCKRIBBED	6	68.8	0:10.64	1:09.15 [9]	0:55.39 [13]	0:44.75 [13]	0:33.51 [13]	0:22.50 [13]	0:11.61 [13]	6.08L	0:33.51	+6
		Ryan Maloney		1000m	1000m	(0:13.76)	(0:10.64)	(0:11.24)	(0:11.01)	(0:10.89)	(0:11.61)			
10	10	HE'S HEAVEN	10	72.3	0:10.25	1:09.20 [10]	0:56.14 [2]	0:45.89 [2]	0:34.84 [2]	0:23.63 [3]	0:12.44 [4]	6.34L	0:34.84	+3
		Mark Du Plessis		1000m	1000m	(0:13.06)	(0:10.25)	(0:11.05)	(0:11.21)	(0:11.19)	(0:12.44)			

Scratched: Golden Decade (#4), Ouroboros (#16), Beauty Charge (#6), Hell (#18), Pereille (#5), Boston Rocks (#7)

[ ]	Ranking at each section and finish	SCN	Saddle cloth number
-:--.--	No data available at this section	DNF	Did not finish
NA	No data available	DNT	Did not track

data processed by TRIPLESDATA

DoombenProfessional

Race 7: MORETON HIRE KEITH NOUD ***Weights Raised 1.0*** - 1200m

15 November 2025 - 15:18

BRISBANE RACING CLUB

Track Rating: Soft 5, Weather: Fine, Rail Position: 1 metre Entire

Section	Overall	1000m	800m	600m	400m	200m	Last 600m
Field Times	1:08.12 (0:12.96)	0:55.16 (0:10.12)	0:45.04 (0:11.08)	0:33.96 (0:11.07)	0:22.89 (0:11.03)	0:11.86 (0:11.86)	0:33.96

Rank	TAB	Horse/Jockey	Barrier	Top Speed [km/h]	Fastest Section	Overall	1000m	800m	600m	400m	200m	Margin	Last 600m	Distance Travelled [m]
11	11	TORABELLA	11	70.3	0:10.71	1:09.22 [11]	0:55.84 [6]	0:45.13 [10]	0:33.82 [12]	0:22.70 [12]	0:11.70 [12]	6.45L	0:33.82	+10
		Emily Lang		1000m	1000m	(0:13.38)	(0:10.71)	(0:11.31)	(0:11.12)	(0:11.00)	(0:11.70)			
12	13	SECRET PLAN	7	71.2	0:10.48	1:09.61 [12]	0:56.10 [10]	0:45.62 [8]	0:34.45 [10]	0:23.62 [6]	0:12.33 [9]	8.79L	0:34.45	+5
		Tiffani Brooker		1000m	1000m	(0:13.51)	(0:10.48)	(0:11.17)	(0:10.83)	(0:11.29)	(0:12.33)			
13	14	EDITED BY	4	69.7	0:10.59	1:10.13 [13]	0:56.70 [7]	0:46.11 [9]	0:35.00 [9]	0:23.91 [10]	0:12.64 [11]	11.86L	0:35.00	-1
		Cejay Graham		Overall	1000m	(0:13.43)	(0:10.59)	(0:11.11)	(0:11.09)	(0:11.27)	(0:12.64)			
14	20	SUPERALLOY	2	68.5	0:10.77	1:10.14 [14]	0:56.32 [14]	0:45.55 [14]	0:34.47 [14]	0:23.39 [14]	0:12.36 [14]	11.91L	0:34.47	+3
		Daniel Moor		Overall	1000m	(0:13.82)	(0:10.77)	(0:11.08)	(0:11.08)	(0:11.03)	(0:12.36)			

Scratched: Golden Decade (#4), Ouroboros (#16), Beauty Charge (#6), Hell (#18), Pereille (#5), Boston Rocks (#7)

[ ]	Ranking at each section and finish	SCN	Saddle cloth number
-:--.--	No data available at this section	DNF	Did not finish
NA	No data available	DNT	Did not track

data processed by TRIPLESDATA

Horse/Jockey Name	Epic Proportions
Final Rank	1
Fastest Section Time (Section)	0:10.12 (1000m)
Top Speed [km/h] (Section)	73.1 (1000m)
Race State	Finished

TAB

DoombenProfessional

Race 7: MORETON HIRE KEITH NOUD ***Weights Raised 1.0* - 1200m**

15 November 2025 - 15:18

Track Rating: Soft 5, Weather: Fine, Rail Position: 1 metre Entire

BRISBANE RACING CLUB

Section	Overall	1000m	800m	600m	400m	200m
Section Times	1:08.12 [1] (0:12.96)	0:55.16 [1] (0:10.12)	0:45.04 [1] (0:11.08)	0:33.96 [1] (0:11.07)	0:22.89 [1] (0:11.03)	0:11.86 [1] (0:11.86)
Average Speed [km/h]	55.5	71.5	64.9	64.8	65.4	60.8
Top Speed [km/h]	72.2	73.1	68.3	66.5	65.7	65.0
Avg. Dist. to Rail [m]	11.1	2.7	0.4	0.5	0.5	0.9
Avg. Stride Freq. [Hz]	2.4	2.6	2.5	2.4	2.5	2.4
Avg. Stride Length [m]	6.3	7.6	7.3	7.4	7.4	6.9

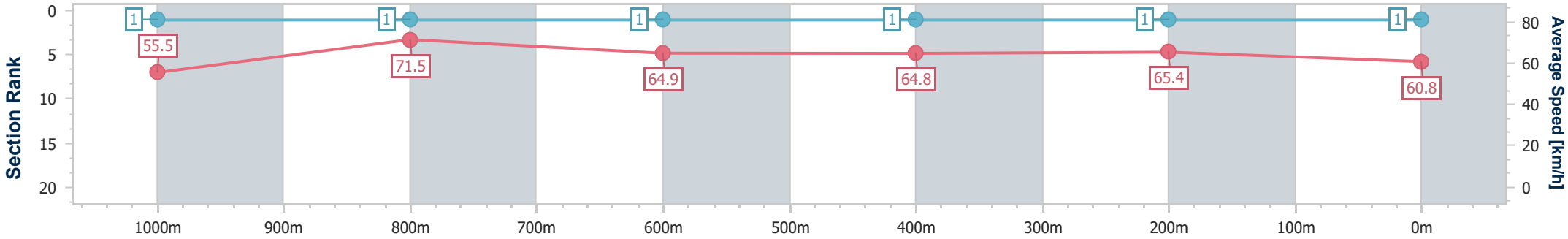

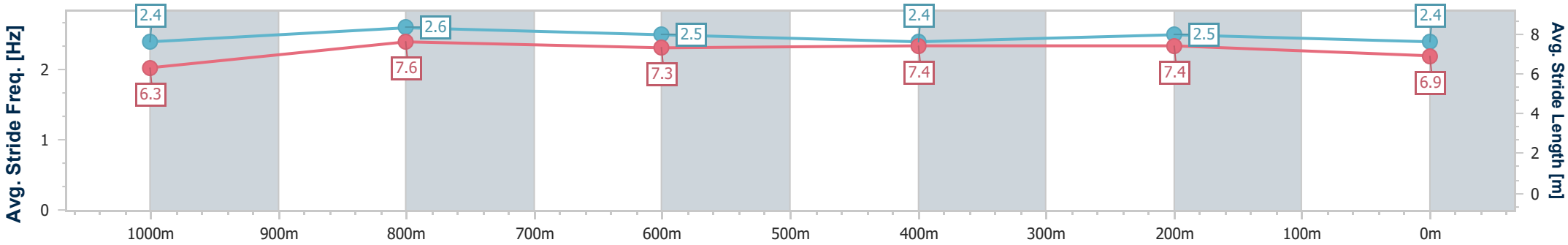

[ ]	Ranking at each section and finish
-:--.--	No data available at this section
NA	No data available

data processed by TRIPLESDATA

Horse/Jockey Name	Midnight In Tokyo
Final Rank	2
Fastest Section Time (Section)	0:10.65 (1000m)
Top Speed [km/h] (Section)	69.4 (1000m)
Race State	Finished

DoombenProfessional

Race 7: MORETON HIRE KEITH NOUD ***Weights Raised 1.0* - 1200m**

15 November 2025 - 15:18

Track Rating: Soft 5, Weather: Fine, Rail Position: 1 metre Entire

BRISBANE RACING CLUB

Section	Overall	1000m	800m	600m	400m	200m
Section Times	1:08.35 [2] (0:13.14)	0:55.21 [5] (0:10.65)	0:44.56 [5] (0:11.01)	0:33.55 [5] (0:10.92)	0:22.63 [4] (0:10.85)	0:11.78 [3] (0:11.78)
Average Speed [km/h]	54.6	68.1	66.2	66.0	66.4	61.2
Top Speed [km/h]	69.1	69.4	66.8	66.5	67.2	65.6
Avg. Dist. to Rail [m]	4.3	2.2	2.4	0.7	2.4	3.0
Avg. Stride Freq. [Hz]	2.4	2.5	2.5	2.5	2.5	2.5
Avg. Stride Length [m]	6.3	7.4	7.4	7.3	7.3	7.0

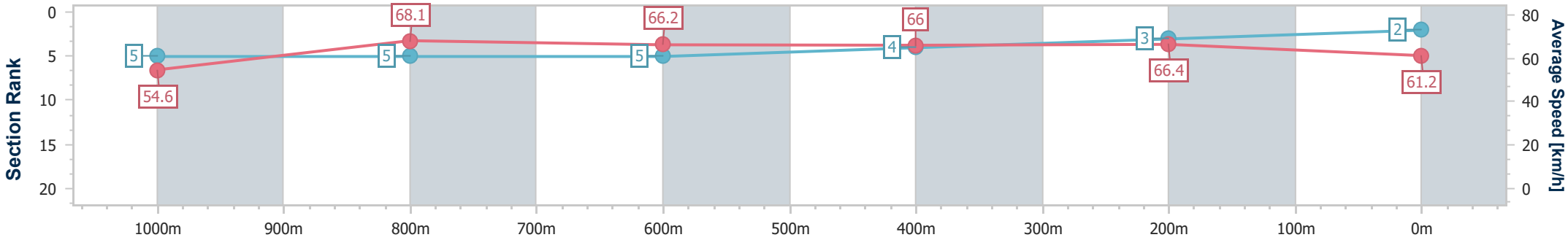

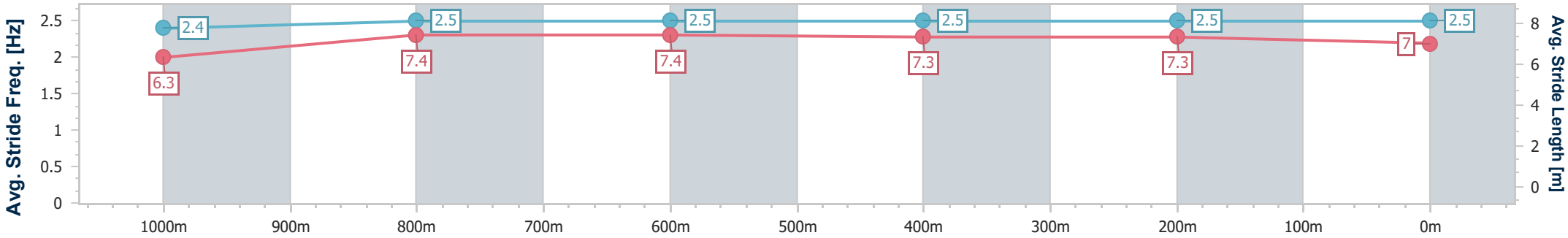

[ ]	Ranking at each section and finish
-:--.--	No data available at this section
NA	No data available

data processed by TRIPLESDATA

Horse/Jockey Name	Oughton
Final Rank	3
Fastest Section Time (Section)	0:10.54 (1000m)
Top Speed [km/h] (Section)	68.7 (1000m)
Race State	Finished

DoombenProfessional

Race 7: MORETON HIRE KEITH NOUD ***Weights Raised 1.0* - 1200m**

15 November 2025 - 15:18

Track Rating: Soft 5, Weather: Fine, Rail Position: 1 metre Entire

BRISBANE RACING CLUB

Section	Overall	1000m	800m	600m	400m	200m
Section Times	1:08.52 [3] (0:13.58)	0:54.94 [12] (0:10.54)	0:44.40 [11] (0:10.99)	0:33.41 [8] (0:10.91)	0:22.50 [7] (0:10.96)	0:11.54 [5] (0:11.54)
Average Speed [km/h]	53.1	68.2	65.1	65.1	65.4	62.4
Top Speed [km/h]	67.7	68.7	67.6	66.0	66.3	65.7
Avg. Dist. to Rail [m]	2.4	0.7	0.9	2.1	1.2	1.1
Avg. Stride Freq. [Hz]	2.3	2.3	2.3	2.3	2.4	2.3
Avg. Stride Length [m]	6.4	7.8	7.7	7.9	7.6	7.5

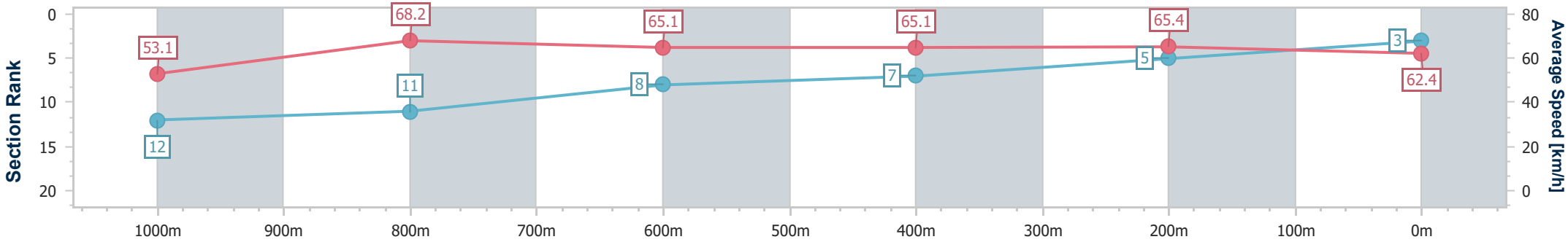

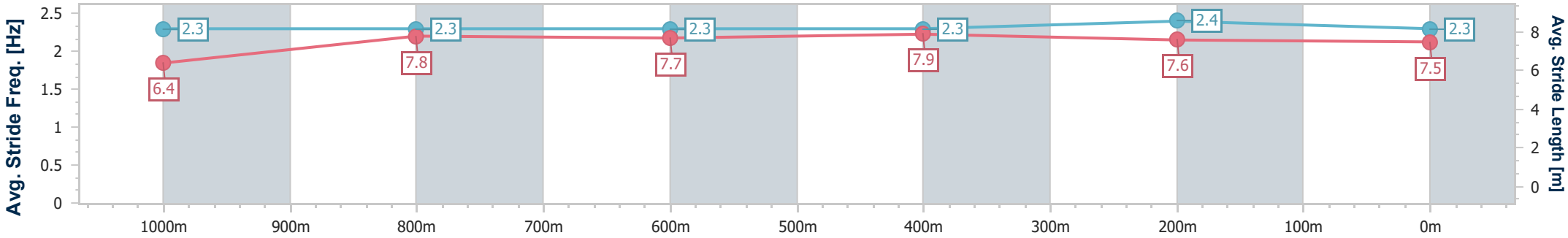

[ ]	Ranking at each section and finish
-:--.--	No data available at this section
NA	No data available

data processed by TRIPLESDATA

Horse/Jockey Name	Sunset Dreaming
Final Rank	4
Fastest Section Time (Section)	0:10.48 (1000m)
Top Speed [km/h] (Section)	70.5 (1000m)
Race State	Finished

DoombenProfessional

Race 7: MORETON HIRE KEITH NOUD ***Weights Raised 1.0* - 1200m**

15 November 2025 - 15:18

Track Rating: Soft 5, Weather: Fine, Rail Position: 1 metre Entire

BRISBANE RACING CLUB

Section	Overall	1000m	800m	600m	400m	200m
Section Times	1:08.61 [4] (0:13.50)	0:55.11 [9] (0:10.48)	0:44.63 [7] (0:11.02)	0:33.61 [7] (0:11.17)	0:22.44 [9] (0:10.85)	0:11.59 [7] (0:11.59)
Average Speed [km/h]	53.3	68.5	65.5	64.7	66.2	62.1
Top Speed [km/h]	69.3	70.5	67.0	66.0	68.1	65.5
Avg. Dist. to Rail [m]	0.8	1.3	1.5	1.3	0.7	0.6
Avg. Stride Freq. [Hz]	2.2	2.4	2.4	2.3	2.4	2.4
Avg. Stride Length [m]	6.6	7.6	7.6	7.7	7.4	7.4

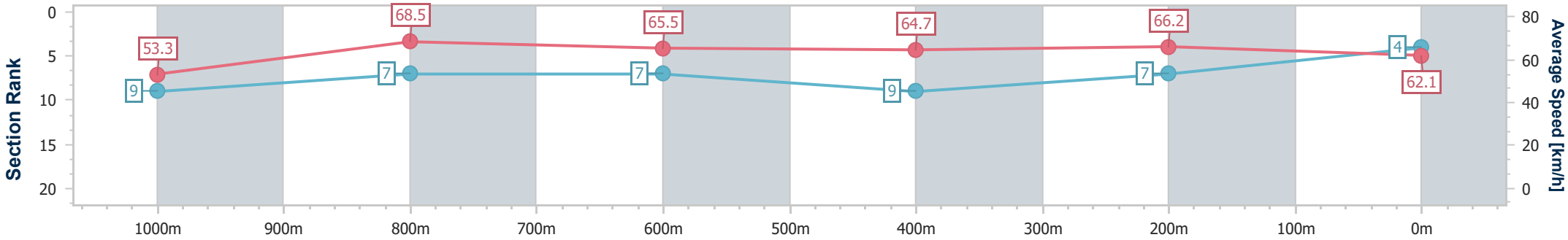

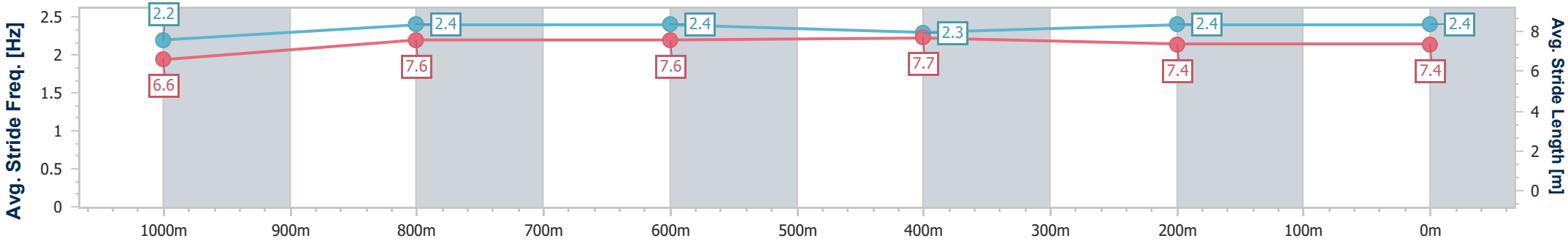

[ ]	Ranking at each section and finish
-:--.--	No data available at this section
NA	No data available

data processed by TRIPLESDATA

Horse/Jockey Name	Hatchet
Final Rank	5
Fastest Section Time (Section)	0:10.49 (1000m)
Top Speed [km/h] (Section)	70.7 (1000m)
Race State	Finished

TAB

DoombenProfessional

Race 7: MORETON HIRE KEITH NOUD ***Weights Raised 1.0* - 1200m**

15 November 2025 - 15:18

Track Rating: Soft 5, Weather: Fine, Rail Position: 1 metre Entire

BRISBANE RACING CLUB

Section	Overall	1000m	800m	600m	400m	200m
Section Times	1:08.85 [5] (0:13.07)	0:55.78 [3] (0:10.49)	0:45.29 [4] (0:11.02)	0:34.27 [4] (0:11.17)	0:23.10 [5] (0:11.27)	0:11.83 [6] (0:11.83)
Average Speed [km/h]	55.1	69.1	66.5	65.1	64.1	61.0
Top Speed [km/h]	70.7	70.7	68.1	65.9	65.7	64.8
Avg. Dist. to Rail [m]	9.4	3.8	3.0	2.7	2.4	3.5
Avg. Stride Freq. [Hz]	2.4	2.5	2.5	2.5	2.5	2.5
Avg. Stride Length [m]	6.3	7.2	7.0	7.2	7.1	6.9

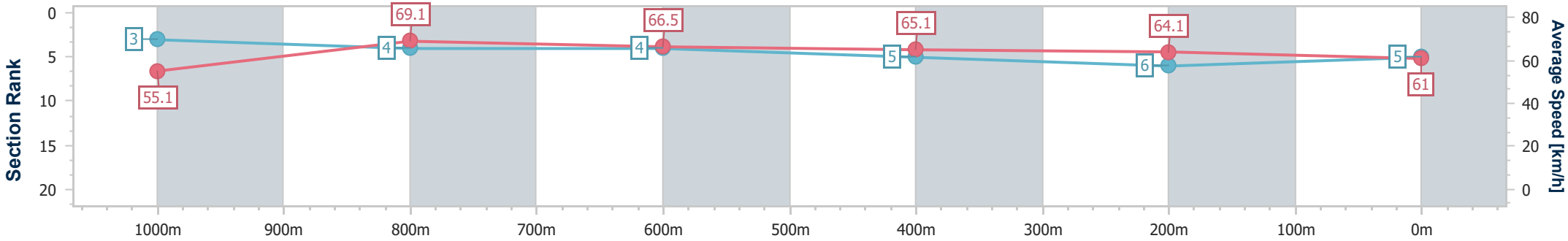

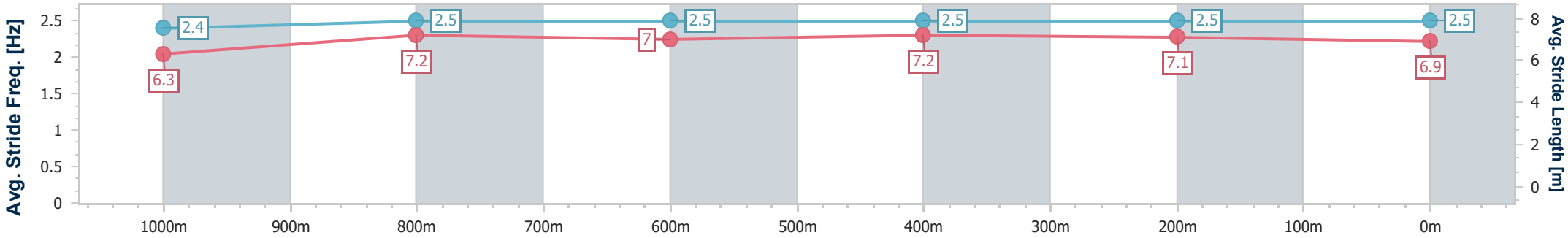

[ ]	Ranking at each section and finish
-:--.--	No data available at this section
NA	No data available

data processed by TRIPLESDATA

Horse/Jockey Name	Swiss Exile
Final Rank	6
Fastest Section Time (Section)	0:10.27 (1000m)
Top Speed [km/h] (Section)	71.2 (1000m)
Race State	Finished

DoombenProfessional

Race 7: MORETON HIRE KEITH NOUD ***Weights Raised 1.0* - 1200m**

15 November 2025 - 15:18

Track Rating: Soft 5, Weather: Fine, Rail Position: 1 metre Entire

BRISBANE RACING CLUB

Section	Overall	1000m	800m	600m	400m	200m
Section Times	1:08.85 [6] (0:13.12)	0:55.73 [4] (0:10.27)	0:45.46 [3] (0:11.01)	0:34.45 [3] (0:11.04)	0:23.41 [2] (0:11.07)	0:12.34 [2] (0:12.34)
Average Speed [km/h]	54.9	70.0	65.7	64.9	64.6	58.3
Top Speed [km/h]	70.7	71.2	68.0	65.5	65.9	63.2
Avg. Dist. to Rail [m]	6.0	1.5	0.7	1.3	1.4	1.0
Avg. Stride Freq. [Hz]	2.2	2.0	2.1	2.3	2.3	2.2
Avg. Stride Length [m]	6.8	9.3	8.4	7.9	7.8	7.4

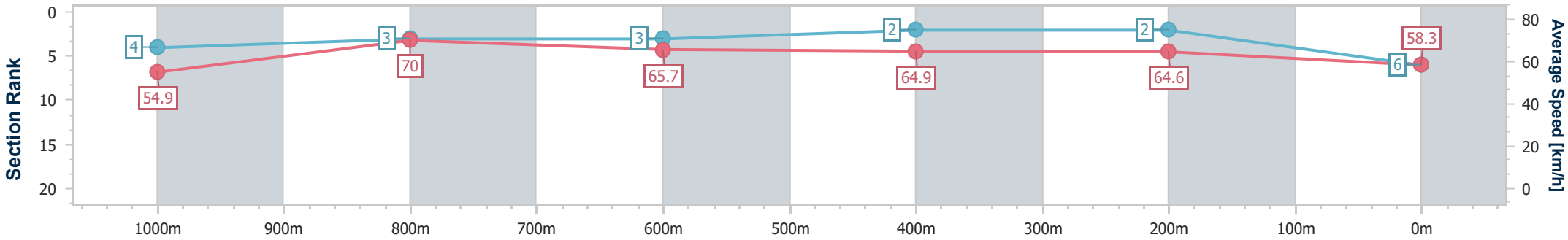

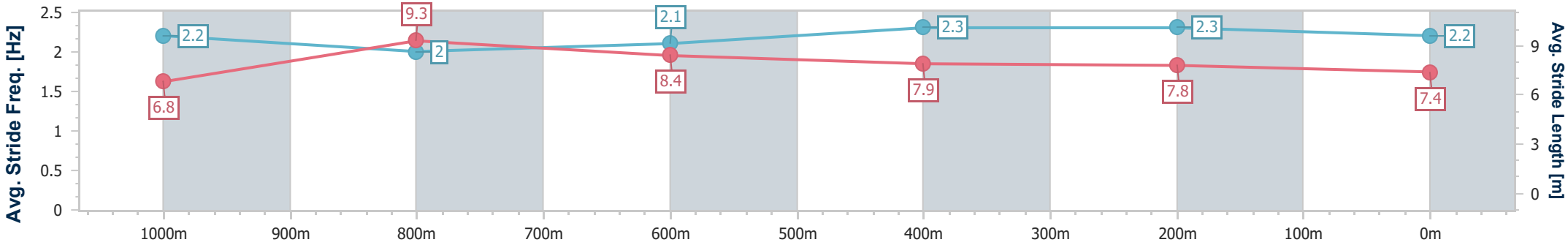

[ ]	Ranking at each section and finish
-:--.--	No data available at this section
NA	No data available

data processed by TRIPLESDATA

Horse/Jockey Name	It'sourtime
Final Rank	7
Fastest Section Time (Section)	0:10.36 (1000m)
Top Speed [km/h] (Section)	71.8 (1000m)
Race State	Finished

TAB

DoombenProfessional

Race 7: MORETON HIRE KEITH NOUD ***Weights Raised 1.0* - 1200m**

15 November 2025 - 15:18

Track Rating: Soft 5, Weather: Fine, Rail Position: 1 metre Entire

BRISBANE RACING CLUB

Section	Overall	1000m	800m	600m	400m	200m
Section Times	1:09.13 [7] (0:13.47)	0:55.66 [8] (0:10.36)	0:45.30 [6] (0:10.99)	0:34.31 [6] (0:11.26)	0:23.05 [8] (0:11.06)	0:11.99 [8] (0:11.99)
Average Speed [km/h]	53.5	69.8	66.5	65.3	65.6	60.2
Top Speed [km/h]	70.5	71.8	67.5	66.0	66.8	65.1
Avg. Dist. to Rail [m]	6.7	2.5	2.7	3.6	5.3	5.6
Avg. Stride Freq. [Hz]	2.3	2.5	2.4	2.4	2.4	2.3
Avg. Stride Length [m]	6.4	7.0	7.2	7.3	7.5	7.1

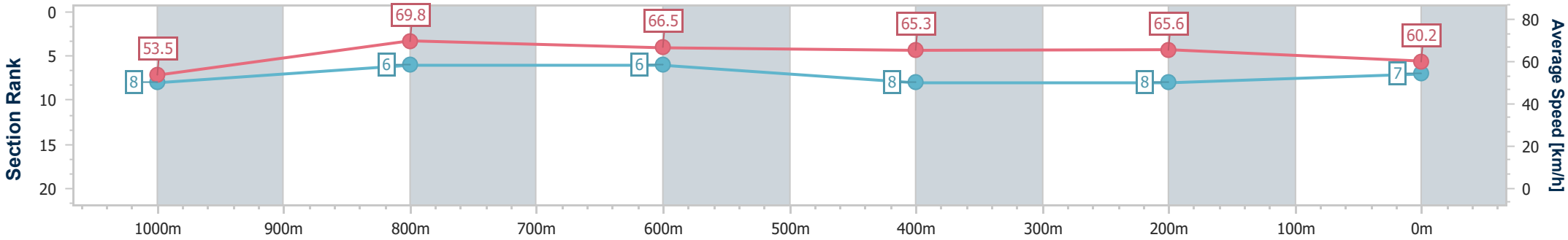

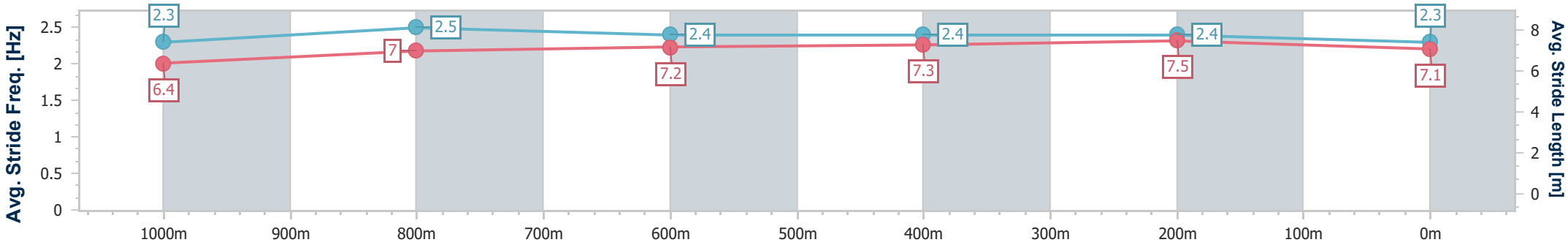

[ ]	Ranking at each section and finish
-:--.--	No data available at this section
NA	No data available

data processed by TRIPLESDATA

Horse/Jockey Name	Safework
Final Rank	8
Fastest Section Time (Section)	0:10.74 (1000m)
Top Speed [km/h] (Section)	69.1 (1000m)
Race State	Finished

TAB

DoombenProfessional

Race 7: MORETON HIRE KEITH NOUD ***Weights Raised 1.0* - 1200m**

15 November 2025 - 15:18

Track Rating: Soft 5, Weather: Fine, Rail Position: 1 metre Entire

BRISBANE RACING CLUB

Section	Overall	1000m	800m	600m	400m	200m
Section Times	1:09.15 [8] (0:13.53)	0:55.62 [11] (0:10.74)	0:44.88 [12] (0:11.10)	0:33.78 [11] (0:11.08)	0:22.70 [11] (0:10.94)	0:11.76 [10] (0:11.76)
Average Speed [km/h]	53.1	67.6	65.1	65.3	66.1	61.1
Top Speed [km/h]	67.7	69.1	66.4	66.2	67.8	64.5
Avg. Dist. to Rail [m]	10.2	2.8	1.1	0.7	3.8	7.7
Avg. Stride Freq. [Hz]	2.1	2.3	2.3	2.2	2.3	2.2
Avg. Stride Length [m]	6.9	7.9	7.6	7.9	7.8	7.6

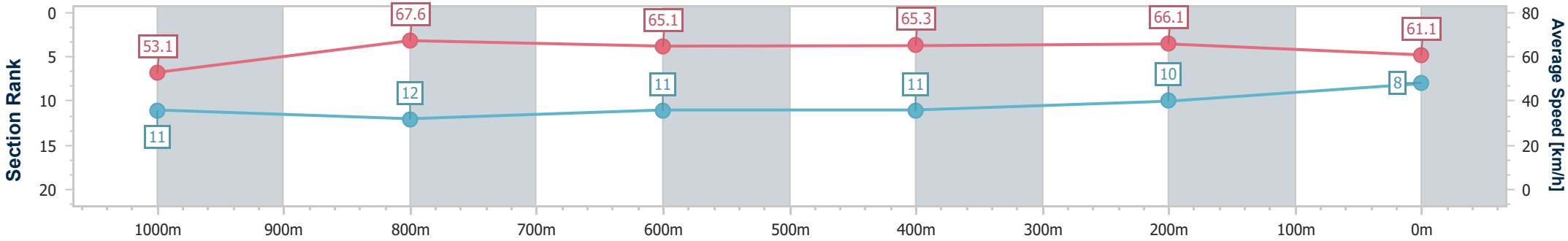

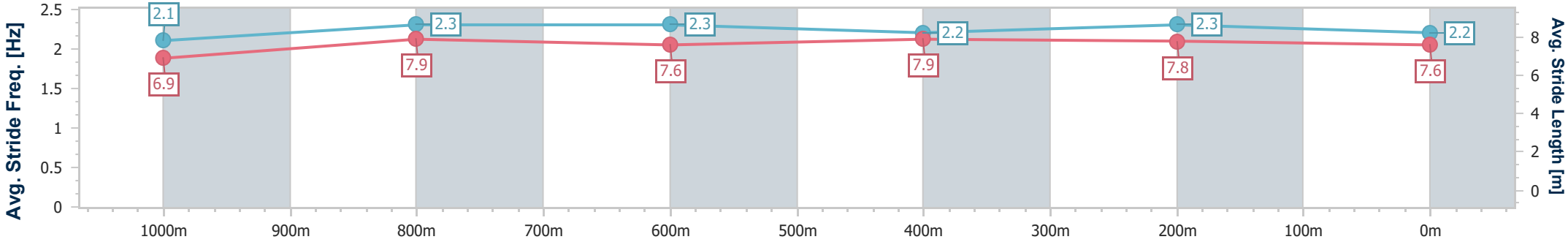

[ ]	Ranking at each section and finish
-:--.--	No data available at this section
NA	No data available

data processed by TRIPLESDATA

Horse/Jockey Name	Rockribbed
Final Rank	9
Fastest Section Time (Section)	0:10.64 (1000m)
Top Speed [km/h] (Section)	68.8 (1000m)
Race State	Finished

DoombenProfessional

Race 7: MORETON HIRE KEITH NOUD ***Weights Raised 1.0* - 1200m**

15 November 2025 - 15:18

Track Rating: Soft 5, Weather: Fine, Rail Position: 1 metre Entire

BRISBANE RACING CLUB

Section	Overall	1000m	800m	600m	400m	200m
Section Times	1:09.15 [9] (0:13.76)	0:55.39 [13] (0:10.64)	0:44.75 [13] (0:11.24)	0:33.51 [13] (0:11.01)	0:22.50 [13] (0:10.89)	0:11.61 [13] (0:11.61)
Average Speed [km/h]	52.4	67.9	65.1	66.5	66.2	61.8
Top Speed [km/h]	68.5	68.8	66.6	67.4	67.1	65.4
Avg. Dist. to Rail [m]	3.7	2.2	3.4	2.8	0.4	0.2
Avg. Stride Freq. [Hz]	2.1	2.3	2.3	2.4	2.3	2.3
Avg. Stride Length [m]	6.7	8.1	7.9	7.8	7.8	7.4

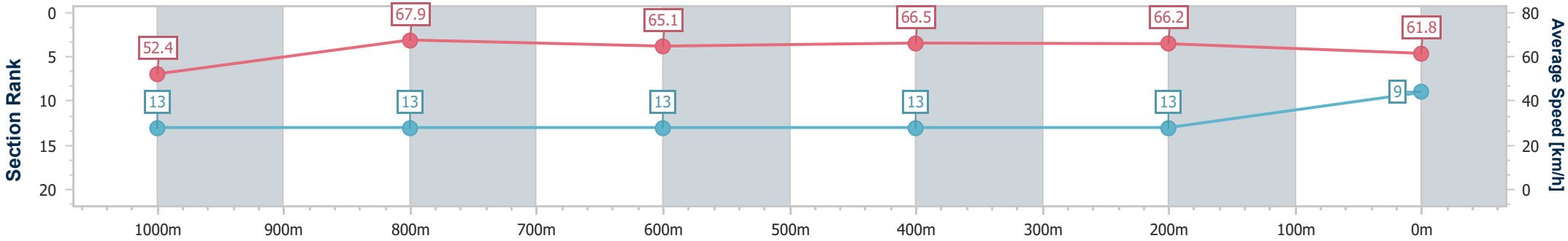

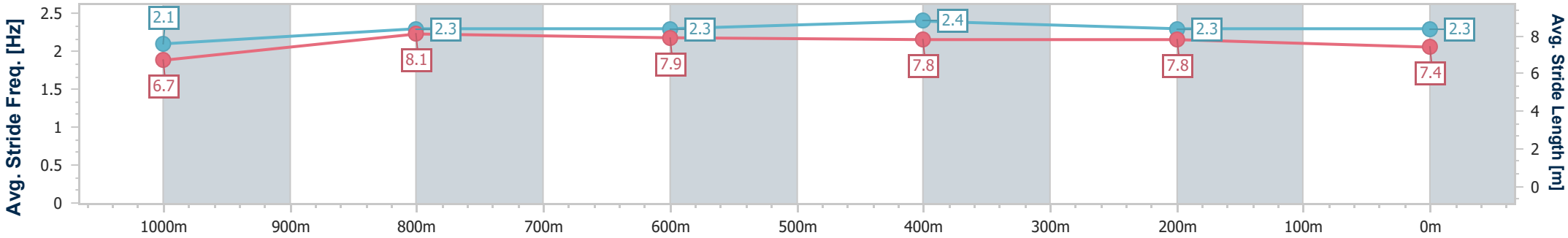

[ ]	Ranking at each section and finish
-:--.--	No data available at this section
NA	No data available

data processed by TRIPLESDATA

Horse/Jockey Name	He's Heaven
Final Rank	10
Fastest Section Time (Section)	0:10.25 (1000m)
Top Speed [km/h] (Section)	72.3 (1000m)
Race State	Finished

DoombenProfessional

Race 7: MORETON HIRE KEITH NOUD ***Weights Raised 1.0* - 1200m**

15 November 2025 - 15:18

Track Rating: Soft 5, Weather: Fine, Rail Position: 1 metre Entire

BRISBANE RACING CLUB

Section	Overall	1000m	800m	600m	400m	200m
Section Times	1:09.20 [10] (0:13.06)	0:56.14 [2] (0:10.25)	0:45.89 [2] (0:11.05)	0:34.84 [2] (0:11.21)	0:23.63 [3] (0:11.19)	0:12.44 [4] (0:12.44)
Average Speed [km/h]	55.2	70.4	66.1	64.7	64.3	57.8
Top Speed [km/h]	72.2	72.3	69.0	66.5	66.7	61.8
Avg. Dist. to Rail [m]	7.9	2.7	2.6	1.3	1.7	2.6
Avg. Stride Freq. [Hz]	2.4	2.5	2.4	2.4	2.4	2.3
Avg. Stride Length [m]	6.3	7.5	7.7	7.5	7.4	6.9

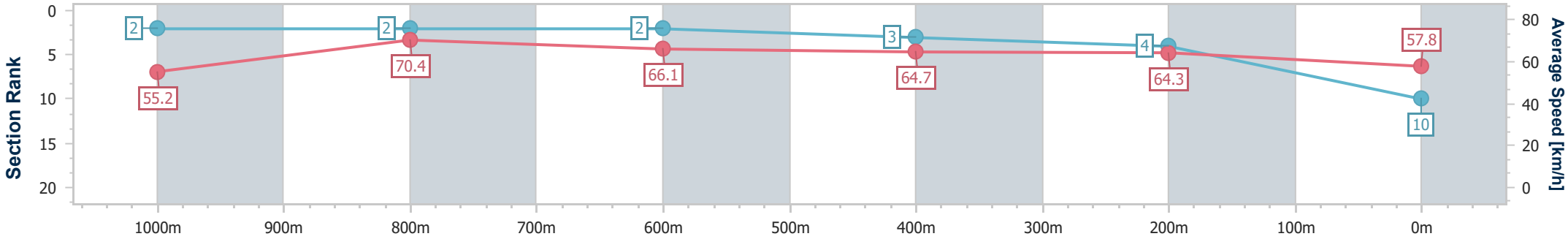

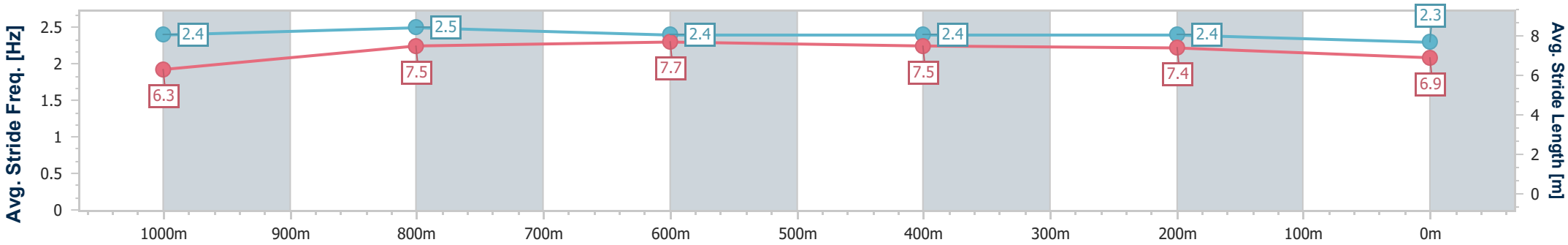

[ ]	Ranking at each section and finish
-:--.--	No data available at this section
NA	No data available

data processed by TRIPLESDATA

Horse/Jockey Name	Torabella
Final Rank	11
Fastest Section Time (Section)	0:10.71 (1000m)
Top Speed [km/h] (Section)	70.3 (1000m)
Race State	Finished

TAB

DoombenProfessional

Race 7: MORETON HIRE KEITH NOUD ***Weights Raised 1.0* - 1200m**

15 November 2025 - 15:18

Track Rating: Soft 5, Weather: Fine, Rail Position: 1 metre Entire

BRISBANE RACING CLUB

Section	Overall	1000m	800m	600m	400m	200m
Section Times	1:09.22 [11] (0:13.38)	0:55.84 [6] (0:10.71)	0:45.13 [10] (0:11.31)	0:33.82 [12] (0:11.12)	0:22.70 [12] (0:11.00)	0:11.70 [12] (0:11.70)
Average Speed [km/h]	53.9	68.0	65.3	66.2	65.3	61.4
Top Speed [km/h]	69.9	70.3	66.6	67.7	67.2	65.3
Avg. Dist. to Rail [m]	9.2	5.0	5.4	4.0	1.4	4.1
Avg. Stride Freq. [Hz]	2.3	2.4	2.3	2.4	2.4	2.3
Avg. Stride Length [m]	6.3	7.8	7.8	7.7	7.6	7.5

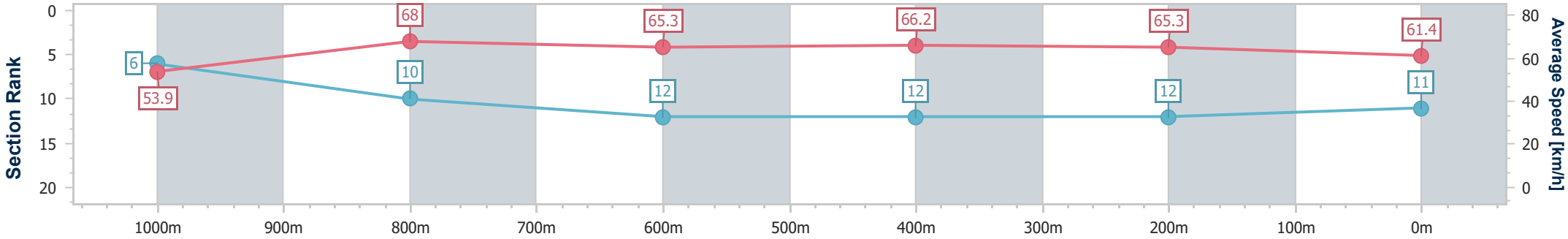

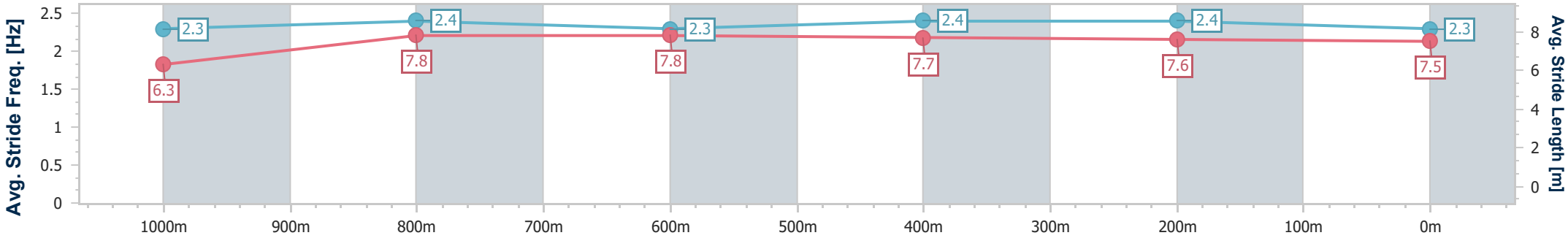

[ ]	Ranking at each section and finish
-:--.--	No data available at this section
NA	No data available

data processed by TRIPLESDATA

Horse/Jockey Name	Secret Plan
Final Rank	12
Fastest Section Time (Section)	0:10.48 (1000m)
Top Speed [km/h] (Section)	71.2 (1000m)
Race State	Finished

DoombenProfessional

Race 7: MORETON HIRE KEITH NOUD ***Weights Raised 1.0* - 1200m**

15 November 2025 - 15:18

Track Rating: Soft 5, Weather: Fine, Rail Position: 1 metre Entire

BRISBANE RACING CLUB

Section	Overall	1000m	800m	600m	400m	200m
Section Times	1:09.61 [12] (0:13.51)	0:56.10 [10] (0:10.48)	0:45.62 [8] (0:11.17)	0:34.45 [10] (0:10.83)	0:23.62 [6] (0:11.29)	0:12.33 [9] (0:12.33)
Average Speed [km/h]	53.4	69.5	65.7	66.4	63.8	58.4
Top Speed [km/h]	70.8	71.2	68.0	68.2	65.2	62.5
Avg. Dist. to Rail [m]	5.3	3.6	3.7	1.2	3.1	6.8
Avg. Stride Freq. [Hz]	2.3	2.4	2.4	2.4	2.4	2.3
Avg. Stride Length [m]	6.5	7.9	7.5	7.6	7.5	7.0

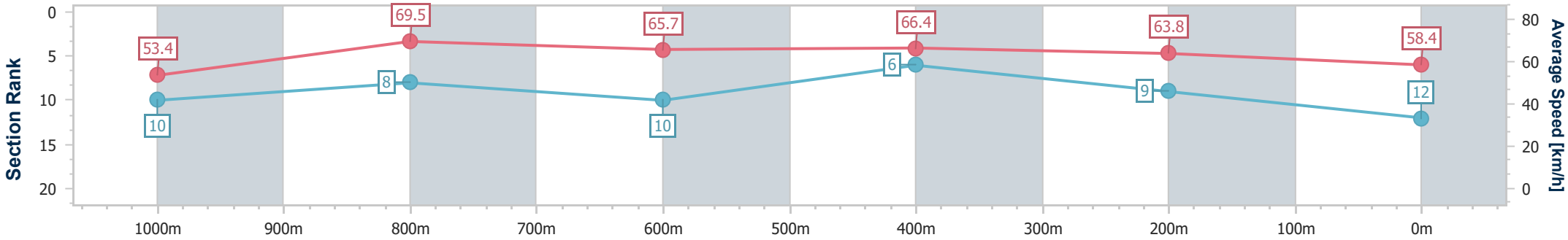

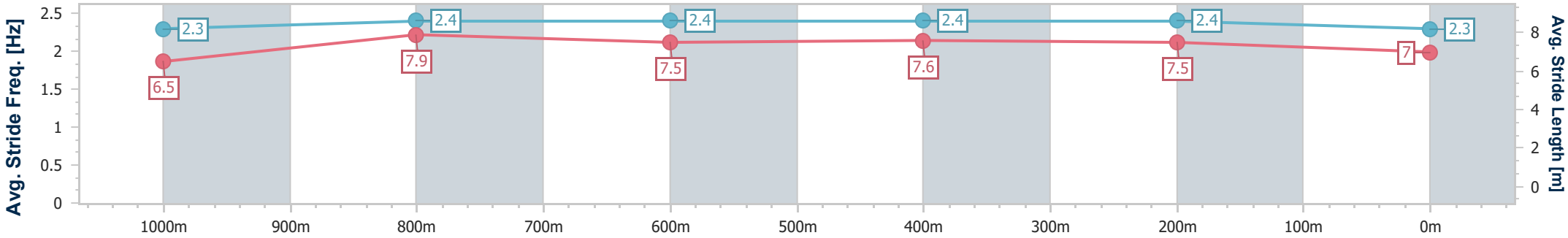

[ ]	Ranking at each section and finish
-:--.--	No data available at this section
NA	No data available

data processed by TRIPLESDATA

Horse/Jockey Name	Edited By
Final Rank	13
Fastest Section Time (Section)	0:10.59 (1000m)
Top Speed [km/h] (Section)	69.7 (Overall)
Race State	Finished

DoombenProfessional

Race 7: MORETON HIRE KEITH NOUD ***Weights Raised 1.0* - 1200m**

15 November 2025 - 15:18

Track Rating: Soft 5, Weather: Fine, Rail Position: 1 metre Entire

BRISBANE RACING CLUB

Section	Overall	1000m	800m	600m	400m	200m
Section Times	1:10.13 [13] (0:13.43)	0:56.70 [7] (0:10.59)	0:46.11 [9] (0:11.11)	0:35.00 [9] (0:11.09)	0:23.91 [10] (0:11.27)	0:12.64 [11] (0:12.64)
Average Speed [km/h]	53.4	68.3	65.0	64.9	63.8	57.0
Top Speed [km/h]	69.7	69.6	66.6	65.6	65.5	62.1
Avg. Dist. to Rail [m]	2.9	1.2	0.7	0.4	1.9	2.8
Avg. Stride Freq. [Hz]	2.2	2.4	2.4	2.3	2.3	2.2
Avg. Stride Length [m]	6.7	8.0	7.7	7.8	7.8	7.3

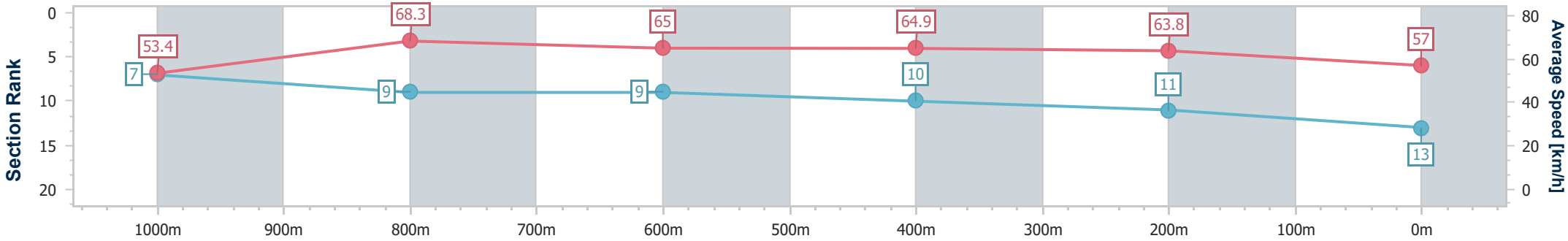

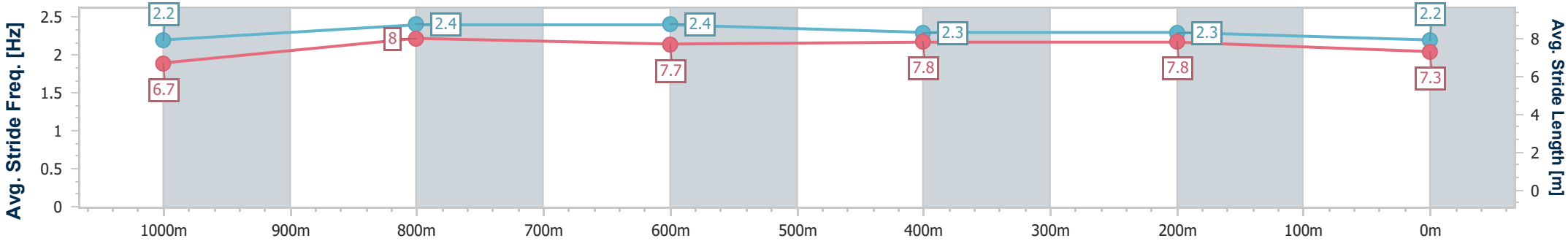

[ ]	Ranking at each section and finish
-:--.--	No data available at this section
NA	No data available

data processed by TRIPLESDATA

Horse/Jockey Name	Superalloy
Final Rank	14
Fastest Section Time (Section)	0:10.77 (1000m)
Top Speed [km/h] (Section)	68.5 (Overall)
Race State	Finished

TAB

DoombenProfessional

Race 7: MORETON HIRE KEITH NOUD ***Weights Raised 1.0* - 1200m**

15 November 2025 - 15:18

Track Rating: Soft 5, Weather: Fine, Rail Position: 1 metre Entire

BRISBANE RACING CLUB

Section	Overall	1000m	800m	600m	400m	200m
Section Times	1:10.14 [14] (0:13.82)	0:56.32 [14] (0:10.77)	0:45.55 [14] (0:11.08)	0:34.47 [14] (0:11.08)	0:23.39 [14] (0:11.03)	0:12.36 [14] (0:12.36)
Average Speed [km/h]	52.1	67.2	65.4	65.6	65.1	58.4
Top Speed [km/h]	68.5	68.3	67.1	67.9	66.8	62.0
Avg. Dist. to Rail [m]	2.2	1.5	1.1	2.5	1.5	1.1
Avg. Stride Freq. [Hz]	2.4	2.5	2.5	2.5	2.5	2.4
Avg. Stride Length [m]	6.0	7.4	7.2	7.2	7.1	6.8

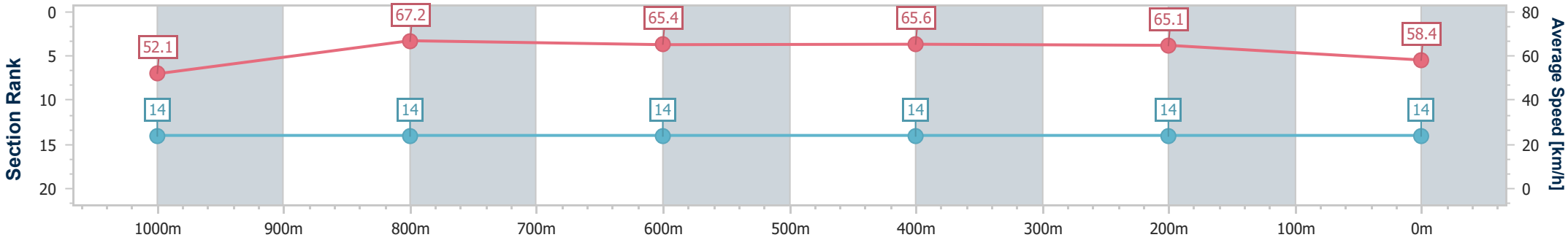

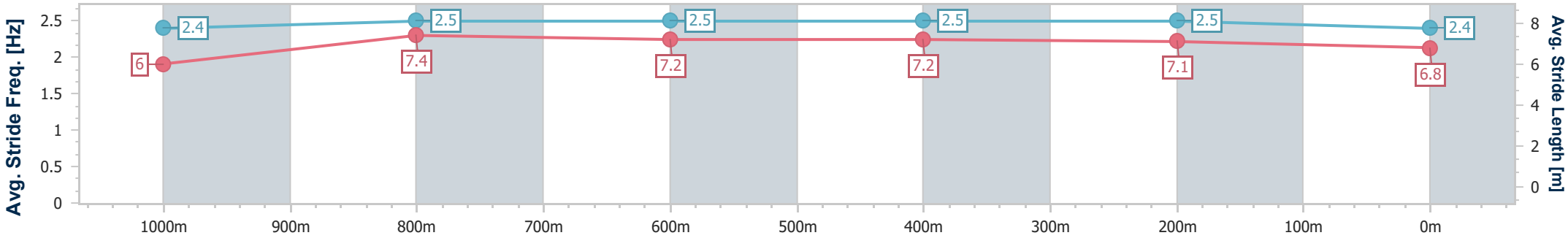

[ ]	Ranking at each section and finish
-:--.--	No data available at this section
NA	No data available

data processed by TRIPLESDATA

DoombenProfessional

Race 8: DRINKWISE Colts, Geldings and Entires Class 3 Plate - 1350m

15 November 2025 - 15:59

BRISBANE RACING CLUB

Track Rating: Good 4, Weather: Overcast, Rail Position: 1 metre Entire

Section	Overall	1200m	1000m	800m	600m	400m	Last 600m
Field Times	1:18.82 (0:15.65)	1:03.17 (0:15.64)	0:47.53 (0:15.65)	0:31.88 (0:15.65)	0:16.23 (0:15.65)	0:00.58 (0:00.00)	0:16.23

Rank	TAB	Horse/Jockey	Barrier	Top Speed [km/h]	Fastest Section	Overall	1200m	1000m	800m	600m	400m	Last 600m	Distance Travelled [m]
1	6	SILVANITO	1	65.9	0:00.58	1:18.82 [1]	1:03.17 [1]	0:47.53 [1]	0:31.88 [1]	0:16.23 [1]	0:00.58 [1]	0:16.23	
		Kyle Wilson-Taylor		600m	200m	(0:15.65)	(0:15.64)	(0:15.65)	(0:15.65)	(0:15.65)	(0:00.00)		
2	1	BOOM SHOT	2	65.6	0:00.57	1:19.15 [2]	1:03.43 [8]	0:47.72 [8]	0:32.00 [8]	0:16.28 [8]	0:00.57 [8]	0:16.28	+2
		Ryan Maloney		1200m	200m	(0:15.72)	(0:15.71)	(0:15.72)	(0:15.72)	(0:15.71)	(0:00.00)		
3	10	CENTENNIAL PARK	4	66.0	0:00.84	1:19.31 [3]	1:03.62 [3]	0:47.92 [3]	0:32.23 [3]	0:16.53 [3]	0:00.84 [3]	0:16.53	+13
		Michael Rodd		600m	200m	(0:15.69)	(0:15.70)	(0:15.69)	(0:15.70)	(0:15.69)	(0:00.00)		
4	3	GELATIN	8	66.9	0:00.82	1:19.39 [4]	1:03.68 [7]	0:47.96 [7]	0:32.25 [7]	0:16.53 [7]	0:00.82 [7]	0:16.53	+16
		Angela Jones		1200m	200m	(0:15.71)	(0:15.72)	(0:15.71)	(0:15.72)	(0:15.71)	(0:00.00)		
5	5	ORIENTE	3	67.9	0:00.99	1:19.52 [5]	1:03.81 [6]	0:48.11 [6]	0:32.40 [6]	0:16.70 [6]	0:00.99 [6]	0:16.70	+9
		Cobi Vitler		1200m	200m	(0:15.71)	(0:15.70)	(0:15.71)	(0:15.70)	(0:15.71)	(0:00.00)		
6	12	GUNROOM	6	67.0	0:01.15	1:19.75 [6]	1:04.03 [9]	0:48.31 [9]	0:32.59 [9]	0:16.87 [9]	0:01.15 [9]	0:16.87	+11
		Cejay Graham		1000m	200m	(0:15.72)	(0:15.72)	(0:15.72)	(0:15.72)	(0:15.72)	(0:00.00)		
7	7	TAMBOURINE MAN	5	65.8	0:01.26	1:19.86 [7]	1:04.14 [10]	0:48.42 [10]	0:32.70 [10]	0:16.98 [10]	0:01.26 [10]	0:16.98	+4
		Corey Sutherland		1200m	200m	(0:15.72)	(0:15.72)	(0:15.72)	(0:15.72)	(0:15.72)	(0:00.00)		
8	2	EL PENSADOR	7	67.2	0:01.37	1:19.88 [8]	1:04.18 [4]	0:48.48 [4]	0:32.78 [4]	0:17.07 [4]	0:01.37 [4]	0:17.07	+19
		Emily Lang		600m	200m	(0:15.70)	(0:15.70)	(0:15.70)	(0:15.71)	(0:15.70)	(0:00.00)		
9	13	TEN GOOD REASONS	10	67.6	0:01.42	1:19.88 [9]	1:04.19 [2]	0:48.49 [2]	0:32.80 [2]	0:17.11 [2]	0:01.42 [2]	0:17.11	+7
		Jag Guthmann-Chester		1200m	200m	(0:15.69)	(0:15.70)	(0:15.69)	(0:15.69)	(0:15.69)	(0:00.00)		
10	9	BONJOUR RUPERT	11	66.3	0:02.58	1:21.11 [10]	1:05.41 [5]	0:49.70 [5]	0:33.99 [5]	0:18.29 [5]	0:02.58 [5]	0:18.29	+10
		Jasper Franklin		1200m	200m	(0:15.70)	(0:15.71)	(0:15.71)	(0:15.70)	(0:15.71)	(0:00.00)		

Did Not Finish: Heman (#4)
Scratched: Gambino (#11), The Little Pumper (#8)

[ ]	Ranking at each section and finish	SCN	Saddle cloth number
-:--.--	No data available at this section	DNF	Did not finish
NA	No data available	DNT	Did not track

data processed by TRIPLESDATA

DoombenProfessional

Race 8: DRINKWISE Colts, Geldings and Entires Class 3 Plate - 1350m

15 November 2025 - 15:59

BRISBANE RACING CLUB

Track Rating: Good 4, Weather: Overcast, Rail Position: 1 metre Entire

Section	200m	Last 600m
Field Times	0:00.58 (0:00.58)	0:16.23

Rank	TAB	Horse/Jockey	Barrier	Top Speed [km/h]	Fastest Section		Margin		Distance Travelled [m]
1	6	SILVANITO	1	65.9	0:00.58	0:00.58 [1]	1:18.82	0:16.23	
		Kyle Wilson-Taylor		600m	200m	(0:00.58)			
2	1	BOOM SHOT	2	65.6	0:00.57	0:00.57 [8]	1.95L	0:16.28	+2
		Ryan Maloney		1200m	200m	(0:00.57)			
3	10	CENTENNIAL PARK	4	66.0	0:00.84	0:00.84 [3]	2.9L	0:16.53	+13
		Michael Rodd		600m	200m	(0:00.84)			
4	3	GELATIN	8	66.9	0:00.82	0:00.82 [7]	3.35L	0:16.53	+16
		Angela Jones		1200m	200m	(0:00.82)			
5	5	ORIENTE	3	67.9	0:00.99	0:00.99 [6]	4.09L	0:16.70	+9
		Cobi Vitler		1200m	200m	(0:00.99)			
6	12	GUNROOM	6	67.0	0:01.15	0:01.15 [9]	5.48L	0:16.87	+11
		Cejay Graham		1000m	200m	(0:01.15)			
7	7	TAMBOURINE MAN	5	65.8	0:01.26	0:01.26 [10]	6.09L	0:16.98	+4
		Corey Sutherland		1200m	200m	(0:01.26)			
8	2	EL PENSADOR	7	67.2	0:01.37	0:01.37 [4]	6.21L	0:17.07	+19
		Emily Lang		600m	200m	(0:01.37)			
9	13	TEN GOOD REASONS	10	67.6	0:01.42	0:01.42 [2]	6.22L	0:17.11	+7
		Jag Guthmann-Chester		1200m	200m	(0:01.42)			
10	9	BONJOUR RUPERT	11	66.3	0:02.58	0:02.58 [5]	13.44L	0:18.29	+10
		Jasper Franklin		1200m	200m	(0:02.58)			

Did Not Finish: Heman (#4)
Scratched: Gambino (#11), The Little Pumper (#8)

[ ]	Ranking at each section and finish	SCN	Saddle cloth number
-:--.--	No data available at this section	DNF	Did not finish
NA	No data available	DNT	Did not track

data processed by TRIPLESDATA

Horse/Jockey Name	Silvanito
Final Rank	1
Fastest Section Time (Section)	0:00.58 (200m)
Top Speed [km/h] (Section)	65.9 (600m)
Race State	Finished

TAB

DoombenProfessional

Race 8: DRINKWISE Colts, Geldings and Entires Class 3 Plate - 1350m

15 November 2025 - 15:59

Track Rating: Good 4, Weather: Overcast, Rail Position: 1 metre Entire

BRISBANE RACING CLUB

Section	Overall	1200m	1000m	800m	600m	400m	200m
Section Times	1:18.82 [1] (0:15.65)	1:03.17 [1] (0:15.64)	0:47.53 [1] (0:15.65)	0:31.88 [1] (0:15.65)	0:16.23 [1] (0:15.65)	0:00.58 [1] (0:00.00)	0:00.58 [1] (0:00.58)
Average Speed [km/h]	34.6	46.1	46.0	45.7	45.1	∞	1239.2
Top Speed [km/h]	65.1	65.5	65.1	64.9	65.9	65.6	64.5
Avg. Dist. to Rail [m]	3.6	0.7	0.2	0.6	3.3	6.9	2.2
Avg. Stride Freq. [Hz]	2.2	2.3	2.3	2.3	1.9	2.3	2.3
Avg. Stride Length [m]	6.1	7.7	7.8	7.5	8.4	7.4	7.0

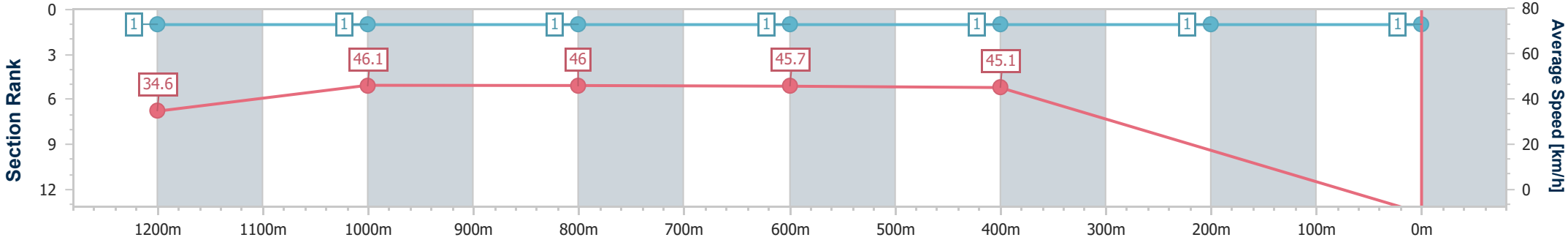

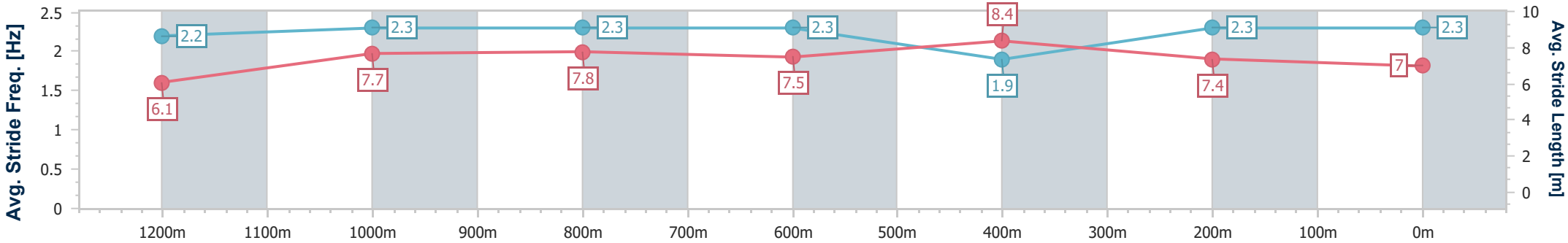

[ ]	Ranking at each section and finish
-:--.--	No data available at this section
NA	No data available

data processed by TRIPLESDATA

Horse/Jockey Name	Boom Shot
Final Rank	2
Fastest Section Time (Section)	0:00.57 (200m)
Top Speed [km/h] (Section)	65.6 (1200m)
Race State	Finished

TAB

DoombenProfessional

Race 8: DRINKWISE Colts, Geldings and Entires Class 3 Plate - 1350m

15 November 2025 - 15:59

Track Rating: Good 4, Weather: Overcast, Rail Position: 1 metre Entire

BRISBANE RACING CLUB

Section	Overall	1200m	1000m	800m	600m	400m	200m
Section Times	1:19.15 [2] (0:15.72)	1:03.43 [8] (0:15.71)	0:47.72 [8] (0:15.72)	0:32.00 [8] (0:15.72)	0:16.28 [8] (0:15.71)	0:00.57 [8] (0:00.00)	0:00.57 [8] (0:00.57)
Average Speed [km/h]	34.4	45.7	45.8	45.6	45.5	∞	1259.2
Top Speed [km/h]	63.9	65.6	65.2	65.0	65.5	65.4	63.5
Avg. Dist. to Rail [m]	3.9	0.5	0.7	0.8	1.5	1.7	2.6
Avg. Stride Freq. [Hz]	2.3	2.4	2.3	2.3	2.4	2.4	2.3
Avg. Stride Length [m]	5.8	7.4	7.6	7.5	7.5	7.6	7.3

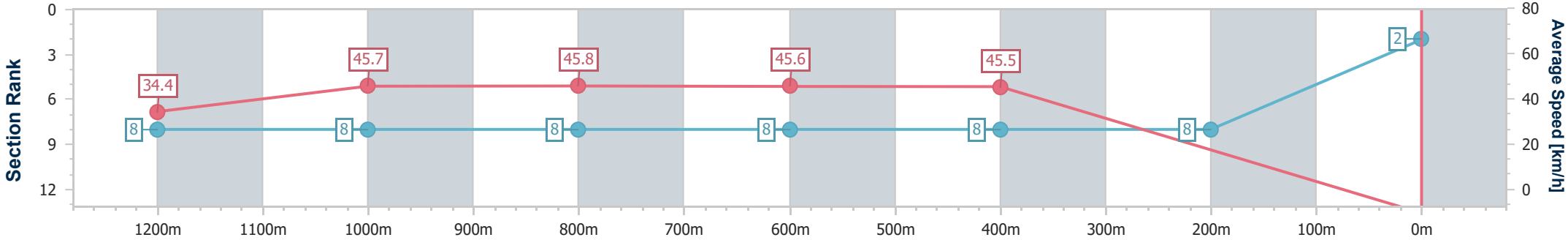

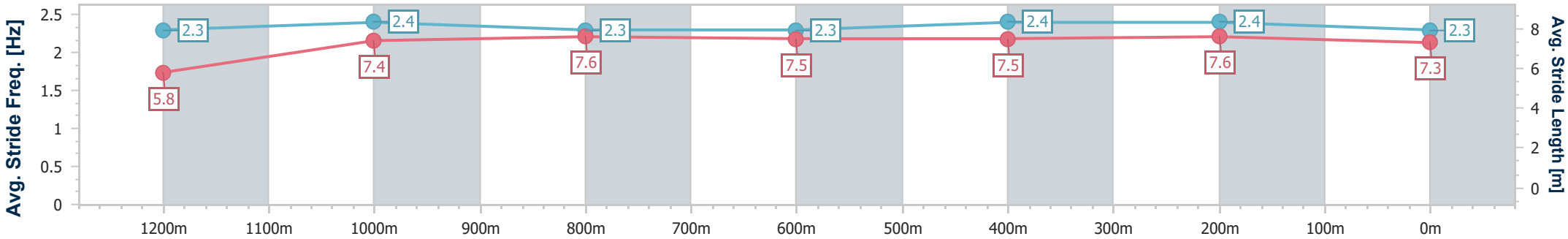

[ ]	Ranking at each section and finish
-:--.--	No data available at this section
NA	No data available

data processed by TRIPLESDATA

Horse/Jockey Name	Centennial Park
Final Rank	3
Fastest Section Time (Section)	0:00.84 (200m)
Top Speed [km/h] (Section)	66.0 (600m)
Race State	Finished

TAB

DoombenProfessional

Race 8: DRINKWISE Colts, Geldings and Entires Class 3 Plate - 1350m

15 November 2025 - 15:59

Track Rating: Good 4, Weather: Overcast, Rail Position: 1 metre Entire

BRISBANE RACING CLUB

Section	Overall	1200m	1000m	800m	600m	400m	200m
Section Times	1:19.31 [3] (0:15.69)	1:03.62 [3] (0:15.70)	0:47.92 [3] (0:15.69)	0:32.23 [3] (0:15.70)	0:16.53 [3] (0:15.69)	0:00.84 [3] (0:00.00)	0:00.84 [3] (0:00.84)
Average Speed [km/h]	34.3	46.1	45.8	46.2	46.7	∞	858.6
Top Speed [km/h]	65.2	65.9	64.8	65.2	66.0	65.7	62.5
Avg. Dist. to Rail [m]	6.5	2.1	0.3	1.4	3.3	3.5	5.8
Avg. Stride Freq. [Hz]	2.2	2.3	2.2	2.2	2.3	2.3	2.2
Avg. Stride Length [m]	6.1	8.0	7.9	7.9	7.9	7.7	7.5

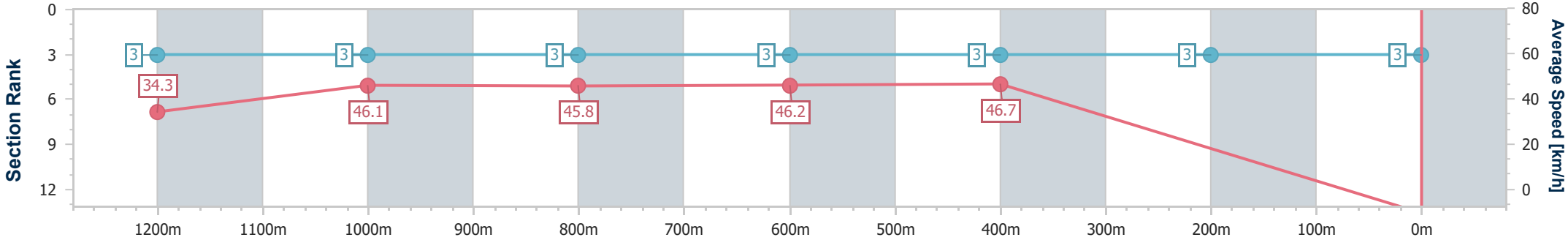

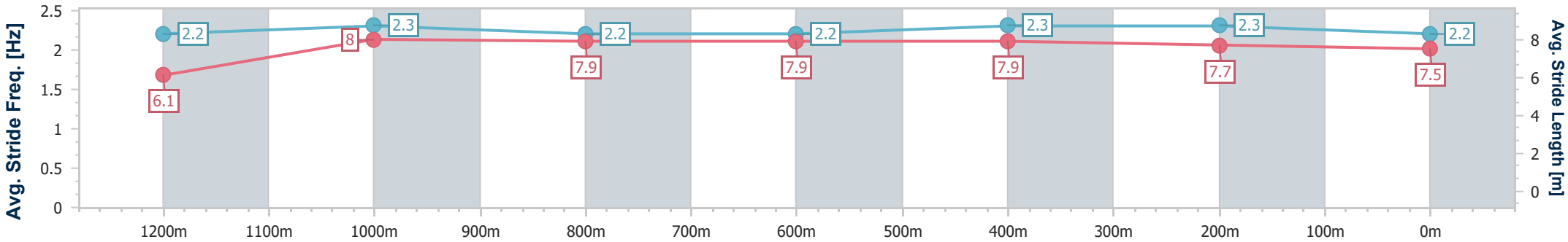

[ ]	Ranking at each section and finish
-:--.--	No data available at this section
NA	No data available

data processed by TRIPLESDATA

Horse/Jockey Name	Gelatin
Final Rank	4
Fastest Section Time (Section)	0:00.82 (200m)
Top Speed [km/h] (Section)	66.9 (1200m)
Race State	Finished

DoombenProfessional

Race 8: DRINKWISE Colts, Geldings and Entires Class 3 Plate - 1350m

15 November 2025 - 15:59

Track Rating: Good 4, Weather: Overcast, Rail Position: 1 metre Entire

BRISBANE RACING CLUB

Section	Overall	1200m	1000m	800m	600m	400m	200m
Section Times	1:19.39 [4] (0:15.71)	1:03.68 [7] (0:15.72)	0:47.96 [7] (0:15.71)	0:32.25 [7] (0:15.72)	0:16.53 [7] (0:15.71)	0:00.82 [7] (0:00.00)	0:00.82 [7] (0:00.82)
Average Speed [km/h]	34.5	45.9	46.2	46.6	46.3	∞	879.1
Top Speed [km/h]	64.9	66.9	65.5	66.9	65.3	65.6	62.5
Avg. Dist. to Rail [m]	10.0	4.9	3.3	3.0	2.2	3.3	6.1
Avg. Stride Freq. [Hz]	2.3	2.4	2.3	2.3	2.4	2.4	2.3
Avg. Stride Length [m]	5.8	7.4	7.5	7.5	7.2	7.2	7.1

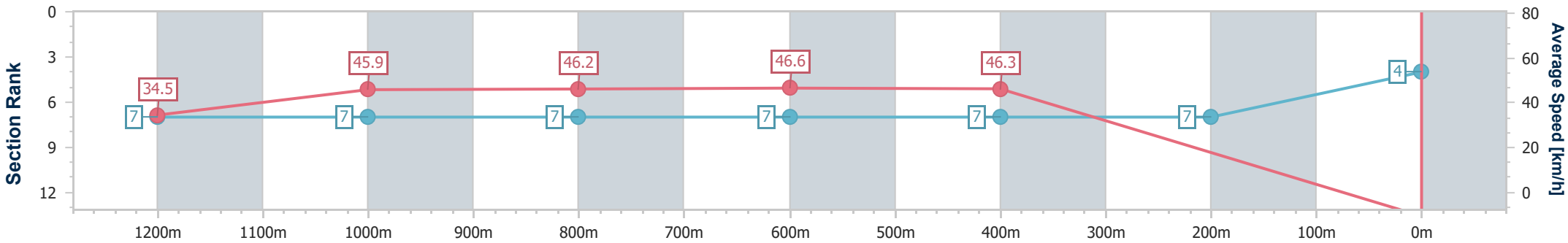

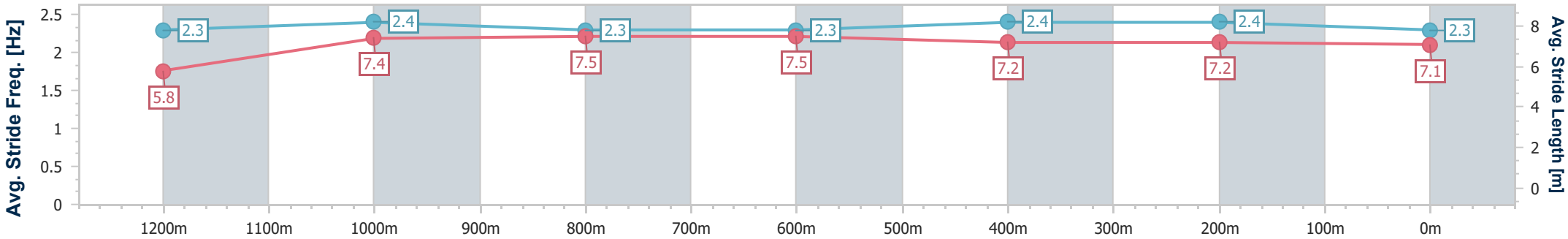

[ ]	Ranking at each section and finish
-:--.--	No data available at this section
NA	No data available

data processed by TRIPLESDATA

Horse/Jockey Name	Oriente
Final Rank	5
Fastest Section Time (Section)	0:00.99 (200m)
Top Speed [km/h] (Section)	67.9 (1200m)
Race State	Finished

TAB

DoombenProfessional

Race 8: DRINKWISE Colts, Geldings and Entires Class 3 Plate - 1350m

15 November 2025 - 15:59

Track Rating: Good 4, Weather: Overcast, Rail Position: 1 metre Entire

BRISBANE RACING CLUB

Section	Overall	1200m	1000m	800m	600m	400m	200m
Section Times	1:19.52 [5] (0:15.71)	1:03.81 [6] (0:15.70)	0:48.11 [6] (0:15.71)	0:32.40 [6] (0:15.70)	0:16.70 [6] (0:15.71)	0:00.99 [6] (0:00.00)	0:00.99 [6] (0:00.99)
Average Speed [km/h]	34.3	45.9	45.8	46.1	46.0	∞	727.2
Top Speed [km/h]	66.2	67.9	66.3	65.7	64.4	64.0	62.2
Avg. Dist. to Rail [m]	6.7	1.7	0.2	0.8	1.5	1.1	1.1
Avg. Stride Freq. [Hz]	2.3	2.4	2.3	2.3	2.3	2.3	2.2
Avg. Stride Length [m]	5.8	7.5	7.7	7.7	7.5	7.4	7.2

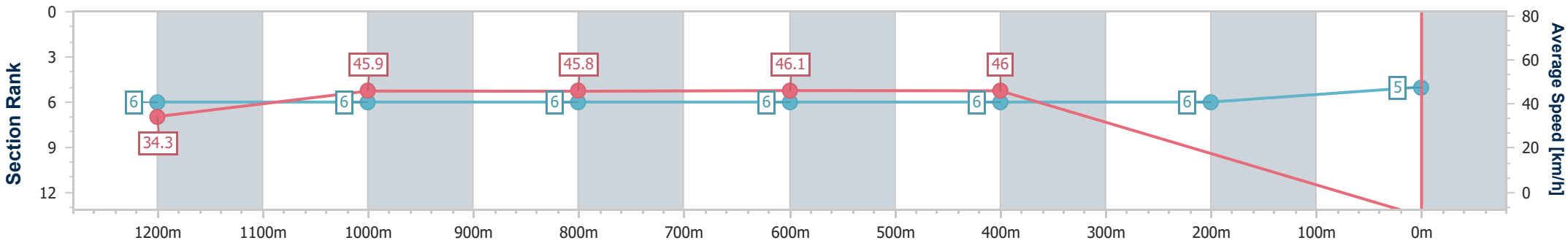

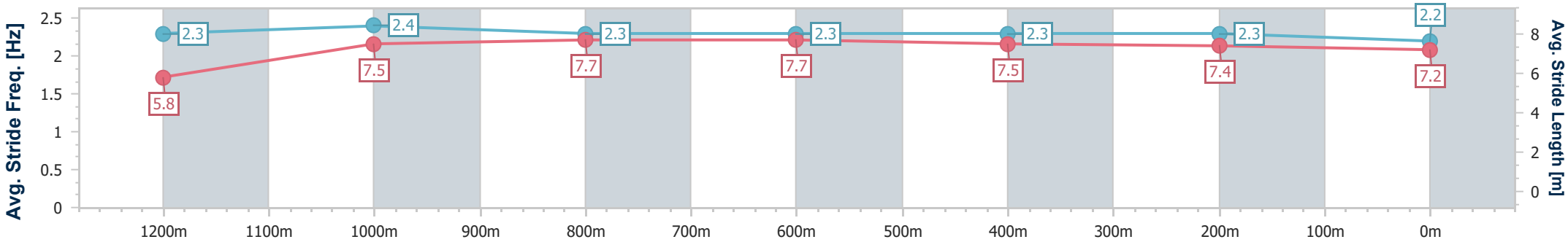

[ ]	Ranking at each section and finish
-:--.--	No data available at this section
NA	No data available

data processed by TRIPLESDATA

Horse/Jockey Name	Gunroom
Final Rank	6
Fastest Section Time (Section)	0:01.15 (200m)
Top Speed [km/h] (Section)	67.0 (1000m)
Race State	Finished

DoombenProfessional

Race 8: DRINKWISE Colts, Geldings and Entires Class 3 Plate - 1350m

15 November 2025 - 15:59

Track Rating: Good 4, Weather: Overcast, Rail Position: 1 metre Entire

BRISBANE RACING CLUB

Section	Overall	1200m	1000m	800m	600m	400m	200m
Section Times	1:19.75 [6] (0:15.72)	1:04.03 [9] (0:15.72)	0:48.31 [9] (0:15.72)	0:32.59 [9] (0:15.72)	0:16.87 [9] (0:15.72)	0:01.15 [9] (0:00.00)	0:01.15 [9] (0:01.15)
Average Speed [km/h]	34.3	45.9	45.8	46.1	46.5	∞	626.3
Top Speed [km/h]	64.1	66.0	67.0	64.6	65.2	64.8	61.3
Avg. Dist. to Rail [m]	5.2	1.4	0.8	1.8	2.5	1.1	2.1
Avg. Stride Freq. [Hz]	2.0	2.1	2.2	2.2	2.2	2.2	2.1
Avg. Stride Length [m]	6.9	8.4	8.4	8.1	8.1	7.9	7.5

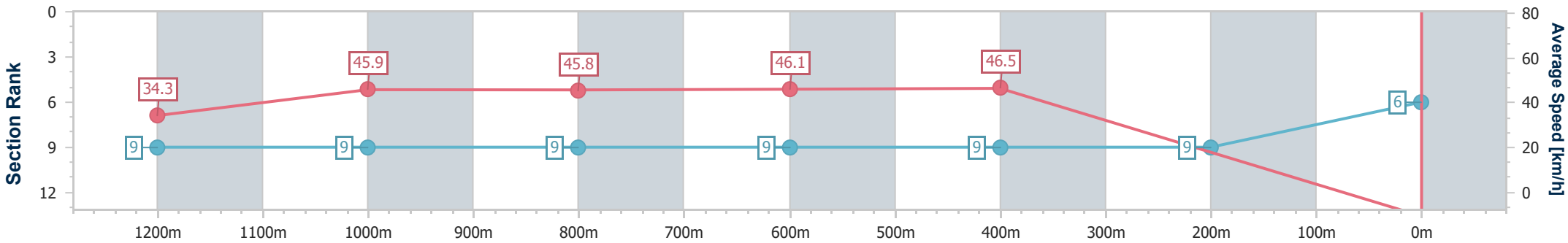

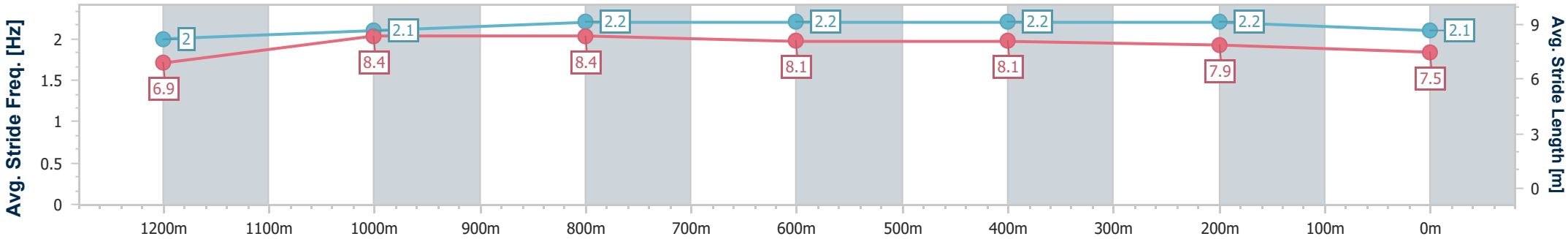

[ ]	Ranking at each section and finish
-:--.--	No data available at this section
NA	No data available

data processed by TRIPLESDATA

Horse/Jockey Name	Tambourine Man
Final Rank	7
Fastest Section Time (Section)	0:01.26 (200m)
Top Speed [km/h] (Section)	65.8 (1200m)
Race State	Finished

TAB

DoombenProfessional

Race 8: DRINKWISE Colts, Geldings and Entires Class 3 Plate - 1350m

15 November 2025 - 15:59

Track Rating: Good 4, Weather: Overcast, Rail Position: 1 metre Entire

BRISBANE RACING CLUB

Section	Overall	1200m	1000m	800m	600m	400m	200m
Section Times	1:19.86 [7] (0:15.72)	1:04.14 [10] (0:15.72)	0:48.42 [10] (0:15.72)	0:32.70 [10] (0:15.72)	0:16.98 [10] (0:15.72)	0:01.26 [10] (0:00.00)	0:01.26 [10] (0:01.26)
Average Speed [km/h]	34.3	45.8	45.7	45.6	45.7	∞	571.7
Top Speed [km/h]	62.5	65.8	64.5	65.6	64.9	64.7	63.5
Avg. Dist. to Rail [m]	5.3	0.4	0.2	1.0	0.7	1.6	2.4
Avg. Stride Freq. [Hz]	2.2	2.3	2.3	2.3	2.3	2.3	2.1
Avg. Stride Length [m]	5.8	7.8	7.7	7.6	7.6	7.8	7.8

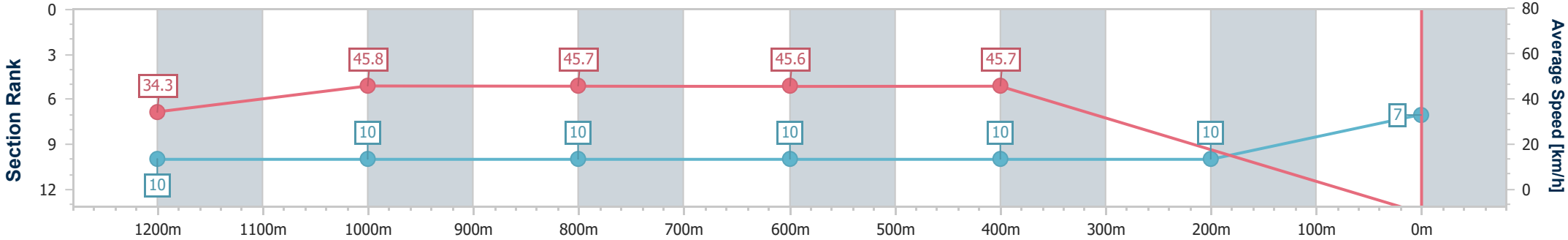

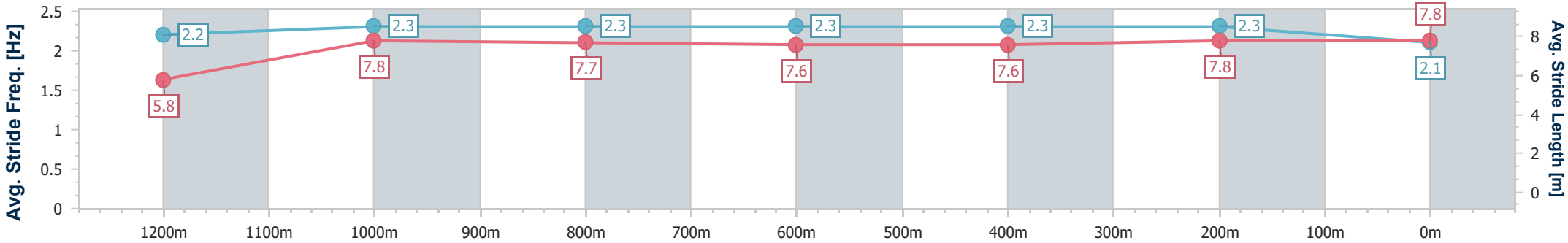

[ ]	Ranking at each section and finish
-:--.--	No data available at this section
NA	No data available

data processed by TRIPLESDATA

Horse/Jockey Name	El Pensador
Final Rank	8
Fastest Section Time (Section)	0:01.37 (200m)
Top Speed [km/h] (Section)	67.2 (600m)
Race State	Finished

DoombenProfessional

Race 8: DRINKWISE Colts, Geldings and Entires Class 3 Plate - 1350m

15 November 2025 - 15:59

Track Rating: Good 4, Weather: Overcast, Rail Position: 1 metre Entire

BRISBANE RACING CLUB

Section	Overall	1200m	1000m	800m	600m	400m	200m
Section Times	1:19.88 [8] (0:15.70)	1:04.18 [4] (0:15.70)	0:48.48 [4] (0:15.70)	0:32.78 [4] (0:15.71)	0:17.07 [4] (0:15.70)	0:01.37 [4] (0:00.00)	0:01.37 [4] (0:01.37)
Average Speed [km/h]	34.4	45.9	46.1	46.4	47.4	∞	527.2
Top Speed [km/h]	61.7	66.5	64.0	66.1	67.2	66.7	62.9
Avg. Dist. to Rail [m]	8.7	2.2	1.6	3.0	5.6	4.7	6.9
Avg. Stride Freq. [Hz]	2.2	2.4	2.3	2.3	2.4	2.4	2.3
Avg. Stride Length [m]	5.9	7.5	7.5	7.7	7.7	7.5	7.2

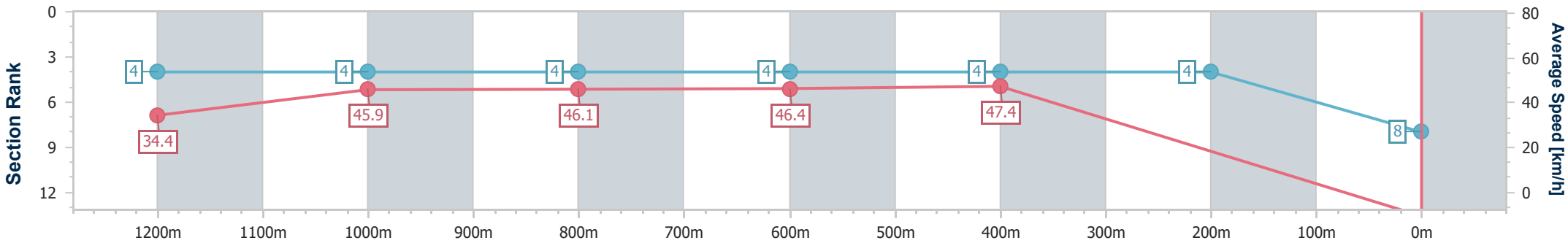

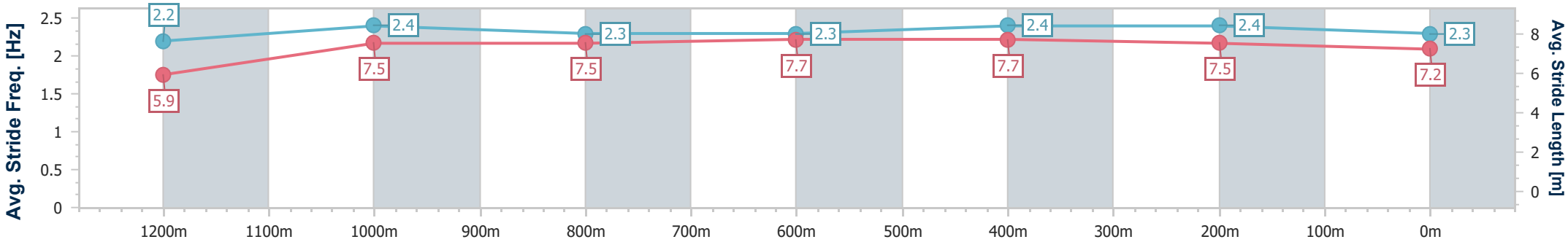

[ ]	Ranking at each section and finish
-:--.--	No data available at this section
NA	No data available

data processed by TRIPLESDATA

Horse/Jockey Name	Ten Good Reasons
Final Rank	9
Fastest Section Time (Section)	0:01.42 (200m)
Top Speed [km/h] (Section)	67.6 (1200m)
Race State	Finished

DoombenProfessional

Race 8: DRINKWISE Colts, Geldings and Entires Class 3 Plate - 1350m

15 November 2025 - 15:59

Track Rating: Good 4, Weather: Overcast, Rail Position: 1 metre Entire

BRISBANE RACING CLUB

Section	Overall	1200m	1000m	800m	600m	400m	200m
Section Times	1:19.88 [9] (0:15.69)	1:04.19 [2] (0:15.70)	0:48.49 [2] (0:15.69)	0:32.80 [2] (0:15.69)	0:17.11 [2] (0:15.69)	0:01.42 [2] (0:00.00)	0:01.42 [2] (0:01.42)
Average Speed [km/h]	34.5	46.0	45.9	45.8	45.8	∞	505.9
Top Speed [km/h]	64.7	67.6	64.6	64.6	65.3	65.7	61.9
Avg. Dist. to Rail [m]	10.5	1.7	0.9	0.2	0.5	1.2	2.4
Avg. Stride Freq. [Hz]	2.3	2.4	2.3	2.3	2.4	2.4	2.3
Avg. Stride Length [m]	5.7	7.5	7.6	7.5	7.5	7.3	7.0

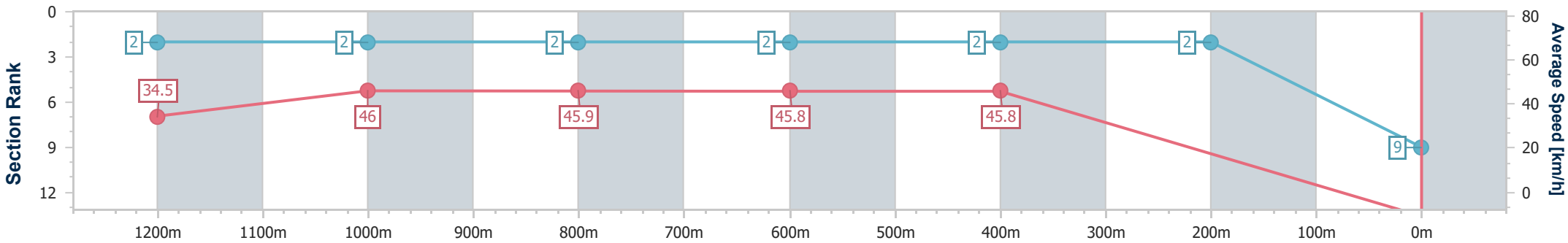

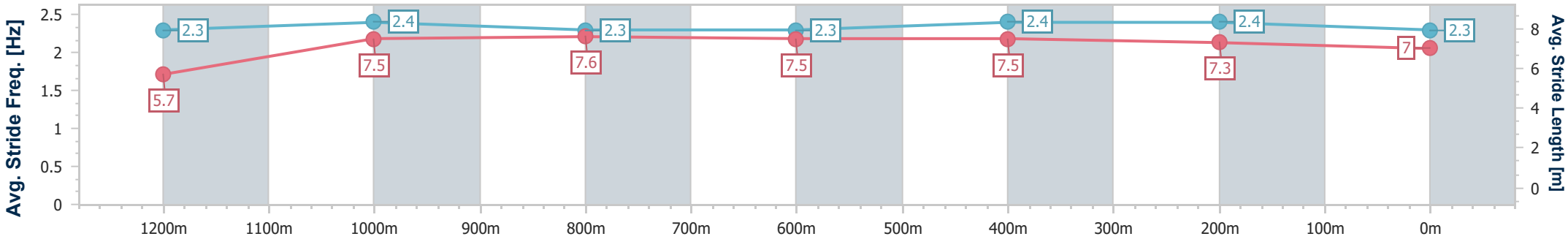

[ ]	Ranking at each section and finish
-:--.--	No data available at this section
NA	No data available

data processed by TRIPLESDATA

Horse/Jockey Name	Bonjour Rupert
Final Rank	10
Fastest Section Time (Section)	0:02.58 (200m)
Top Speed [km/h] (Section)	66.3 (1200m)
Race State	Finished

DoombenProfessional

Race 8: DRINKWISE Colts, Geldings and Entires Class 3 Plate - 1350m

15 November 2025 - 15:59

Track Rating: Good 4, Weather: Overcast, Rail Position: 1 metre Entire

BRISBANE RACING CLUB

Section	Overall	1200m	1000m	800m	600m	400m	200m
Section Times	1:21.11 [10] (0:15.70)	1:05.41 [5] (0:15.71)	0:49.70 [5] (0:15.71)	0:33.99 [5] (0:15.70)	0:18.29 [5] (0:15.71)	0:02.58 [5] (0:00.00)	0:02.58 [5] (0:02.58)
Average Speed [km/h]	34.4	45.9	46.1	46.4	45.6	∞	279.1
Top Speed [km/h]	62.4	66.3	65.2	64.6	64.6	63.1	59.9
Avg. Dist. to Rail [m]	12.5	4.4	3.0	2.0	1.2	1.4	0.7
Avg. Stride Freq. [Hz]	2.2	2.5	2.4	2.4	2.3	2.4	2.1
Avg. Stride Length [m]	5.9	7.2	7.2	7.3	7.5	7.1	7.2

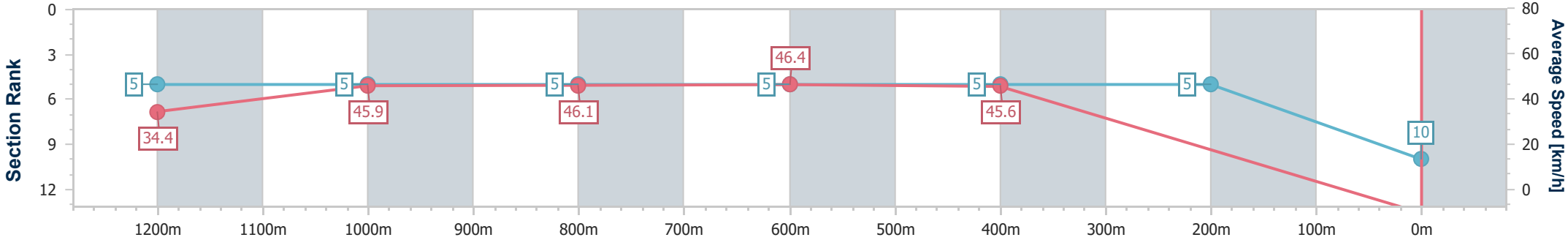

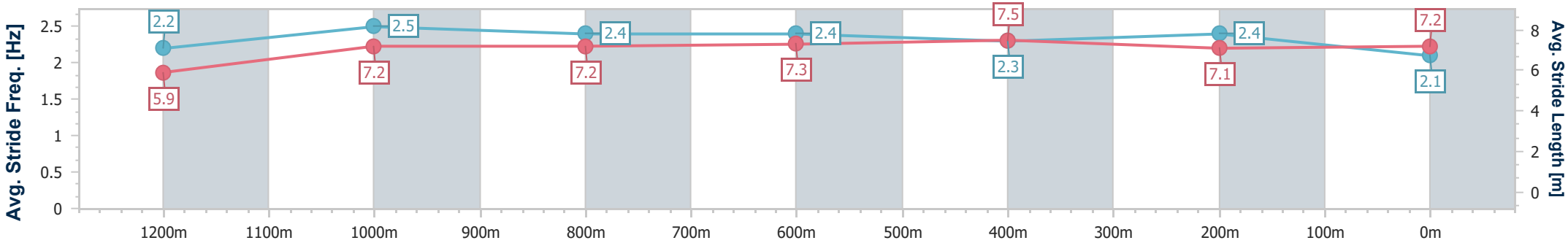

[ ]	Ranking at each section and finish
-:--.--	No data available at this section
NA	No data available

data processed by TRIPLESDATA

Horse/Jockey Name	Heman
Final Rank	-
Fastest Section Time (Section)	0:00.00 (Overall)
Top Speed [km/h] (Section)	70.8 (1200m)
Race State	DidNotFinish

DoombenProfessional

Race 8: DRINKWISE Colts, Geldings and Entires Class 3 Plate - 1350m

15 November 2025 - 15:59

Track Rating: Good 4, Weather: Overcast, Rail Position: 1 metre Entire

BRISBANE RACING CLUB

Section	Overall	1200m	1000m	800m	600m	400m	200m
Section Times	-:--.--	-:--.--	-:--.--	-:--.--	-:--.--	-:--.--	-:--.--
Average Speed [km/h]	∞	∞	∞	∞	∞	∞	∞
Top Speed [km/h]	63.1	70.8	68.4	69.7	66.4	64.5	62.9
Avg. Dist. to Rail [m]	11.2	8.4	4.1	1.5	1.2	1.2	0.7
Avg. Stride Freq. [Hz]	2.0	2.3	2.2	2.3	2.2	2.2	2.1
Avg. Stride Length [m]	6.1	7.8	8.0	8.2	8.1	8.1	7.8

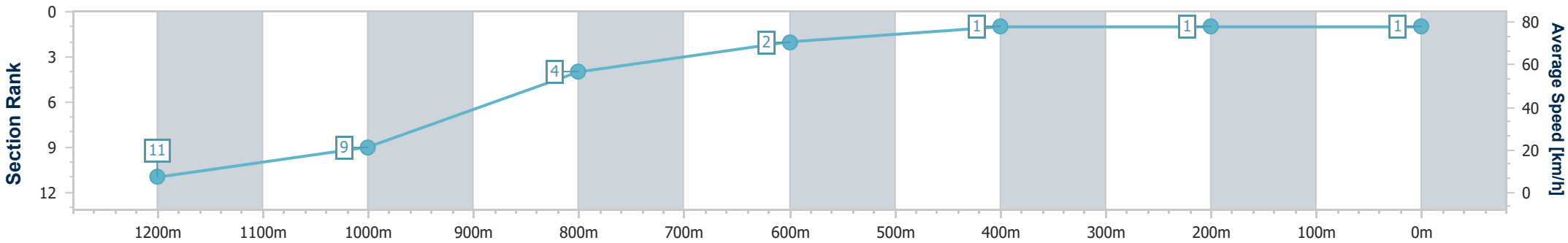

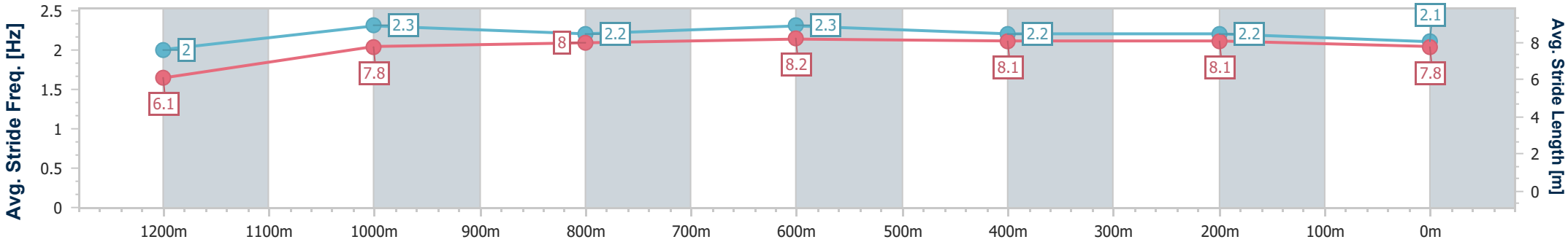

[ ]	Ranking at each section and finish
-:--.--	No data available at this section
NA	No data available

data processed by TRIPLESDATA

DoombenProfessional

Race 9: XXXX No Metro Wins Handicap - 1110m

15 November 2025 - 17:15

BRISBANE RACING CLUB

Track Rating: Soft 5, Weather: Fine, Rail Position: 1 metre Entire

Section	Overall	1000m	800m	600m	400m	200m	Last 600m
Field Times	1:04.71 (0:08.32)	0:56.39 (0:10.54)	0:45.85 (0:10.90)	0:34.95 (0:11.36)	0:23.59 (0:11.33)	0:12.26 (0:12.26)	0:34.95

Rank	TAB	Horse/Jockey	Barrier	Top Speed [km/h]	Fastest Section	Overall	1000m	800m	600m	400m	200m	Margin	Last 600m	Distance Travelled [m]
1	11	SHE'S EXOTIC	8	68.7	0:08.64	1:04.71 [1]	0:56.07 [7]	0:45.33 [6]	0:34.38 [6]	0:23.02 [6]	0:11.83 [4]	1:04.71	0:34.38	
		Andrew Mallyon		800m	Overall	(0:08.64)	(0:10.74)	(0:10.95)	(0:11.36)	(0:11.19)	(0:11.83)			
2	3	SHOT OF WHISKEY	2	68.7	0:08.32	1:04.86 [2]	0:56.54 [1]	0:46.00 [1]	0:35.10 [1]	0:23.74 [1]	0:12.41 [1]	0.91L	0:35.10	-7
		Daniel Moor		1000m	Overall	(0:08.32)	(0:10.54)	(0:10.90)	(0:11.36)	(0:11.33)	(0:12.41)			
3	4	MEAN APPROACH	1	67.9	0:08.55	1:04.87 [3]	0:56.32 [5]	0:45.61 [5]	0:34.76 [3]	0:23.58 [2]	0:12.33 [2]	0.93L	0:34.76	-14
		Robbie Dolan		1000m	Overall	(0:08.55)	(0:10.71)	(0:10.85)	(0:11.18)	(0:11.25)	(0:12.33)			
4	7	FORMAL	7	69.0	0:08.58	1:05.30 [4]	0:56.72 [6]	0:46.05 [4]	0:35.00 [5]	0:23.76 [5]	0:12.35 [5]	3.5L	0:35.00	-3
		Ben Thompson		1000m	Overall	(0:08.58)	(0:10.67)	(0:11.05)	(0:11.24)	(0:11.41)	(0:12.35)			
5	1	PARETO	6	70.2	0:08.38	1:05.39 [5]	0:57.01 [3]	0:46.40 [2]	0:35.37 [2]	0:24.06 [3]	0:12.70 [3]	3.99L	0:35.37	-8
		Jasper Franklin		1000m	Overall	(0:08.38)	(0:10.61)	(0:11.03)	(0:11.31)	(0:11.36)	(0:12.70)			
6	12	BUNDELLA	3	67.4	0:08.44	1:05.52 [6]	0:57.08 [4]	0:46.14 [7]	0:35.00 [8]	0:23.34 [8]	0:11.92 [7]	4.77L	0:35.00	-6
		Angela Jones		1000m	Overall	(0:08.44)	(0:10.94)	(0:11.14)	(0:11.66)	(0:11.42)	(0:11.92)			
7	9	THANKYOU HENRY	4	68.3	0:08.34	1:06.32 [7]	0:57.98 [2]	0:47.28 [3]	0:36.17 [4]	0:24.83 [4]	0:13.09 [6]	9.5L	0:36.17	-9
		Cejay Graham		1000m	Overall	(0:08.34)	(0:10.70)	(0:11.11)	(0:11.34)	(0:11.74)	(0:13.09)			
8	15	QUEEN OF A HAND	5	68.8	0:08.66	1:07.57 [8]	0:58.91 [8]	0:48.11 [8]	0:37.15 [7]	0:25.62 [7]	0:13.80 [8]	16.83L	0:37.15	-5
		Mark Du Plessis		1000m	Overall	(0:08.66)	(0:10.80)	(0:10.96)	(0:11.53)	(0:11.82)	(0:13.80)			

Scratched: Beau Witness (#2), Mio Sorrento (#10), North Of Eli (#17), Rich Minx (#5), Bengal Diamond (#18), Giliana (#16), Alloutatime (#13), The Lucky Alien (#8), Custo (#6), Dune And Dusted (#14), Corrupt

[ ]	Ranking at each section and finish	SCN	Saddle cloth number
-:--.--	No data available at this section	DNF	Did not finish
NA	No data available	DNT	Did not track

data processed by TRIPLESDATA

Horse/Jockey Name	She's Exotic
Final Rank	1
Fastest Section Time (Section)	0:08.64 (Overall)
Top Speed [km/h] (Section)	68.7 (800m)
Race State	Finished

TAB

DoombenProfessional

Race 9: XXXX No Metro Wins Handicap - 1110m

15 November 2025 - 17:15

Track Rating: Soft 5, Weather: Fine, Rail Position: 1 metre Entire

BRISBANE RACING CLUB

Section	Overall	1000m	800m	600m	400m	200m
Section Times	1:04.71 [1] (0:08.64)	0:56.07 [7] (0:10.74)	0:45.33 [6] (0:10.95)	0:34.38 [6] (0:11.36)	0:23.02 [6] (0:11.19)	0:11.83 [4] (0:11.83)
Average Speed [km/h]	45.8	67.5	67.2	64.6	64.7	60.9
Top Speed [km/h]	65.6	68.3	68.7	66.6	66.0	64.2
Avg. Dist. to Rail [m]	7.6	2.9	3.9	3.5	3.9	4.0
Avg. Stride Freq. [Hz]	2.3	2.4	2.4	2.3	2.3	2.3
Avg. Stride Length [m]	6.3	7.8	7.9	7.8	7.7	7.4

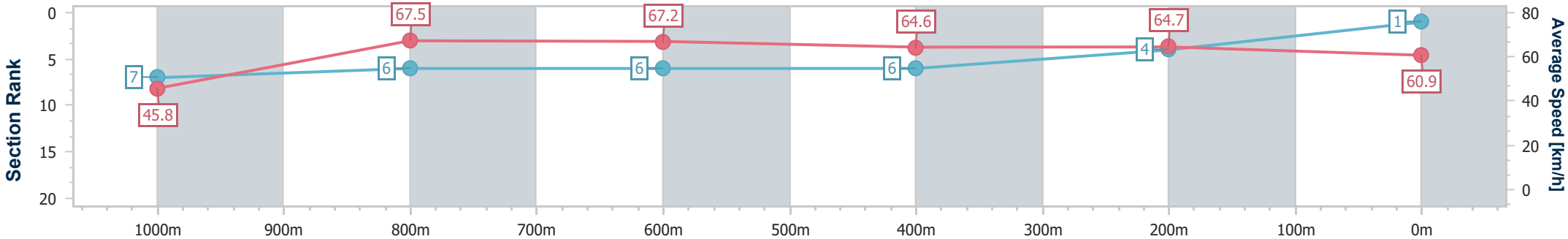

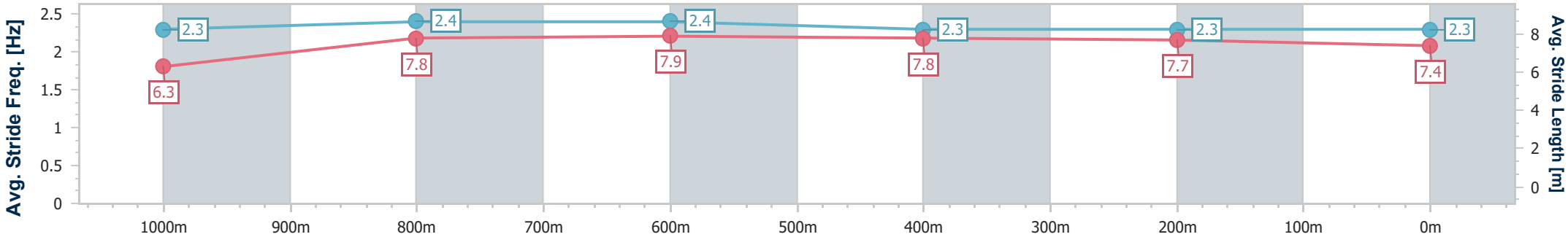

[ ]	Ranking at each section and finish
-:--.--	No data available at this section
NA	No data available

data processed by TRIPLESDATA

Horse/Jockey Name	Shot Of Whiskey
Final Rank	2
Fastest Section Time (Section)	0:08.32 (Overall)
Top Speed [km/h] (Section)	68.7 (1000m)
Race State	Finished

DoombenProfessional

Race 9: XXXX No Metro Wins Handicap - 1110m

15 November 2025 - 17:15

Track Rating: Soft 5, Weather: Fine, Rail Position: 1 metre Entire

BRISBANE RACING CLUB

Section	Overall	1000m	800m	600m	400m	200m
Section Times	1:04.86 [2] (0:08.32)	0:56.54 [1] (0:10.54)	0:46.00 [1] (0:10.90)	0:35.10 [1] (0:11.36)	0:23.74 [1] (0:11.33)	0:12.41 [1] (0:12.41)
Average Speed [km/h]	47.5	68.4	66.3	63.9	63.8	58.0
Top Speed [km/h]	65.3	68.7	68.2	64.4	64.6	62.1
Avg. Dist. to Rail [m]	1.2	0.7	1.6	1.4	2.1	1.4
Avg. Stride Freq. [Hz]	2.4	2.4	2.3	2.3	2.3	2.3
Avg. Stride Length [m]	6.3	7.6	7.3	7.4	7.4	7.1

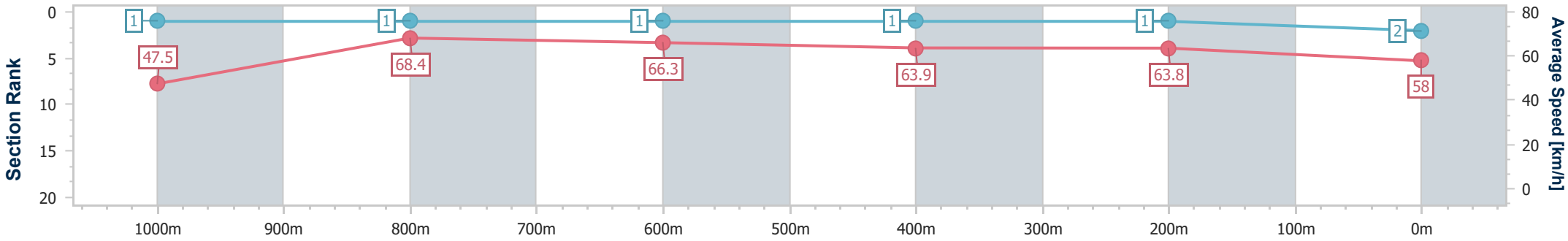

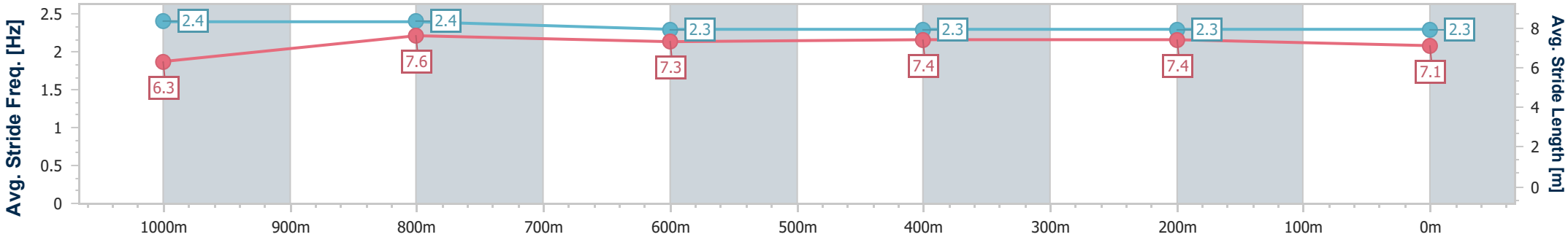

[ ]	Ranking at each section and finish
-:--.--	No data available at this section
NA	No data available

data processed by TRIPLESDATA

Horse/Jockey Name	Mean Approach
Final Rank	3
Fastest Section Time (Section)	0:08.55 (Overall)
Top Speed [km/h] (Section)	67.9 (1000m)
Race State	Finished

TAB

DoombenProfessional

Race 9: XXXX No Metro Wins Handicap - 1110m

15 November 2025 - 17:15

Track Rating: Soft 5, Weather: Fine, Rail Position: 1 metre Entire

BRISBANE RACING CLUB

Section	Overall	1000m	800m	600m	400m	200m
Section Times	1:04.87 [3] (0:08.55)	0:56.32 [5] (0:10.71)	0:45.61 [5] (0:10.85)	0:34.76 [3] (0:11.18)	0:23.58 [2] (0:11.25)	0:12.33 [2] (0:12.33)
Average Speed [km/h]	46.2	67.2	66.1	63.8	63.7	58.5
Top Speed [km/h]	65.0	67.9	66.8	64.5	64.8	63.6
Avg. Dist. to Rail [m]	0.7	0.4	1.1	1.7	0.5	0.5
Avg. Stride Freq. [Hz]	2.3	2.4	2.3	2.3	2.3	2.2
Avg. Stride Length [m]	6.4	7.6	7.7	7.7	7.4	7.2

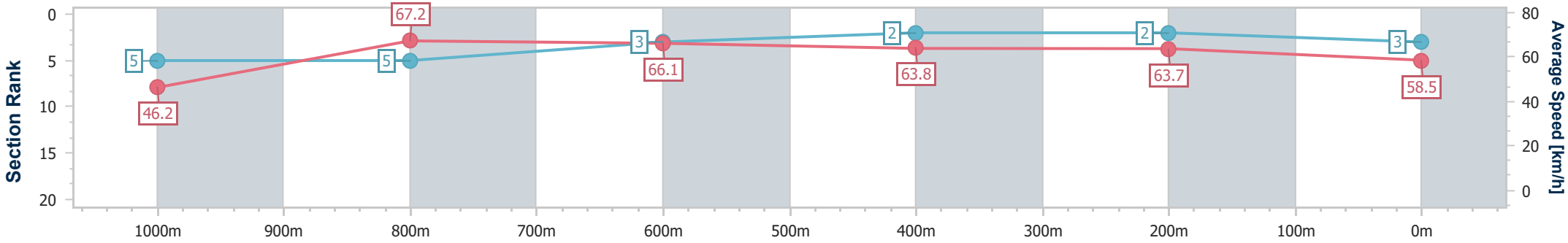

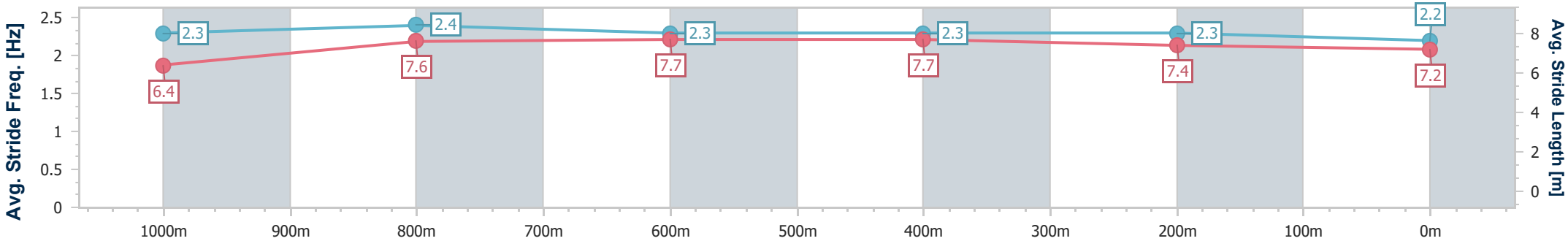

[ ]	Ranking at each section and finish
-:--.--	No data available at this section
NA	No data available

data processed by TRIPLESDATA

Horse/Jockey Name	Formal
Final Rank	4
Fastest Section Time (Section)	0:08.58 (Overall)
Top Speed [km/h] (Section)	69.0 (1000m)
Race State	Finished

DoombenProfessional

Race 9: XXXX No Metro Wins Handicap - 1110m

15 November 2025 - 17:15

Track Rating: Soft 5, Weather: Fine, Rail Position: 1 metre Entire

BRISBANE RACING CLUB

Section	Overall	1000m	800m	600m	400m	200m
Section Times	1:05.30 [4] (0:08.58)	0:56.72 [6] (0:10.67)	0:46.05 [4] (0:11.05)	0:35.00 [5] (0:11.24)	0:23.76 [5] (0:11.41)	0:12.35 [5] (0:12.35)
Average Speed [km/h]	46.1	68.1	66.3	64.6	63.2	58.2
Top Speed [km/h]	64.3	69.0	67.3	66.0	63.9	62.6
Avg. Dist. to Rail [m]	7.2	4.2	3.5	1.2	2.0	4.8
Avg. Stride Freq. [Hz]	2.4	2.6	2.5	2.5	2.5	2.4
Avg. Stride Length [m]	5.9	7.3	7.2	7.1	7.0	6.8

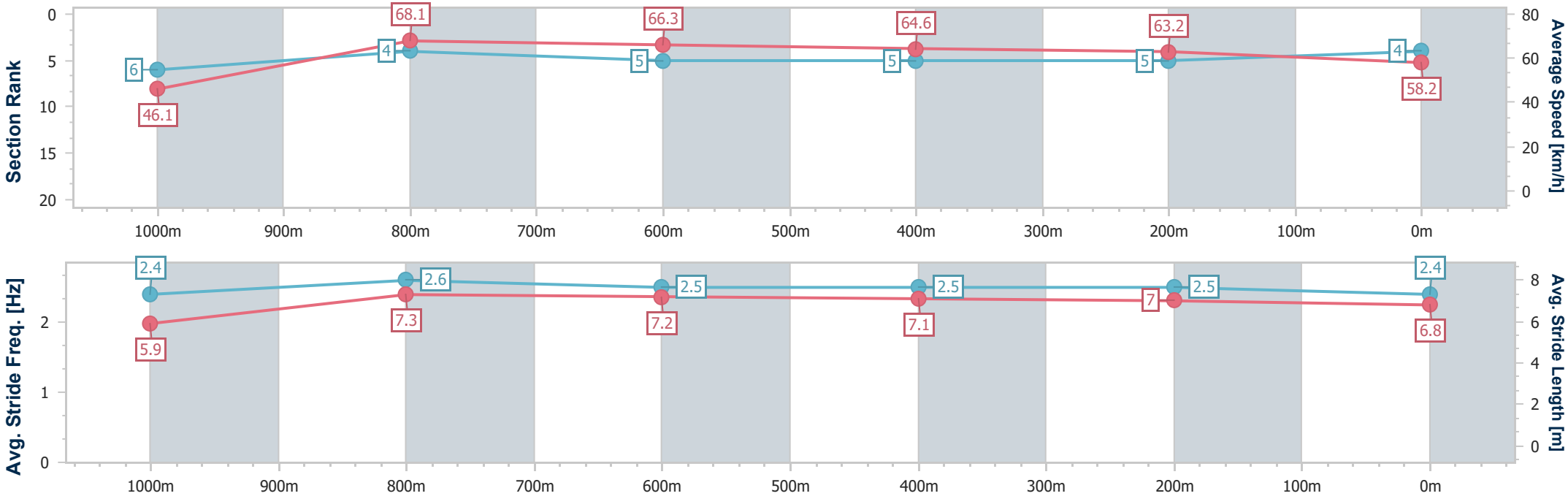

[ ]	Ranking at each section and finish
-:--.--	No data available at this section
NA	No data available

data processed by TRIPLESDATA

Horse/Jockey Name	Pareto
Final Rank	5
Fastest Section Time (Section)	0:08.38 (Overall)
Top Speed [km/h] (Section)	70.2 (1000m)
Race State	Finished

TAB

DoombenProfessional

Race 9: XXXX No Metro Wins Handicap - 1110m

15 November 2025 - 17:15

Track Rating: Soft 5, Weather: Fine, Rail Position: 1 metre Entire

BRISBANE RACING CLUB

Section	Overall	1000m	800m	600m	400m	200m
Section Times	1:05.39 [5] (0:08.38)	0:57.01 [3] (0:10.61)	0:46.40 [2] (0:11.03)	0:35.37 [2] (0:11.31)	0:24.06 [3] (0:11.36)	0:12.70 [3] (0:12.70)
Average Speed [km/h]	47.2	68.3	65.9	63.4	63.2	56.9
Top Speed [km/h]	66.1	70.2	70.1	65.3	65.6	60.4
Avg. Dist. to Rail [m]	4.8	3.1	1.2	0.4	1.0	1.8
Avg. Stride Freq. [Hz]	2.4	2.4	2.4	2.3	2.3	2.2
Avg. Stride Length [m]	6.3	7.6	7.6	7.4	7.4	7.0

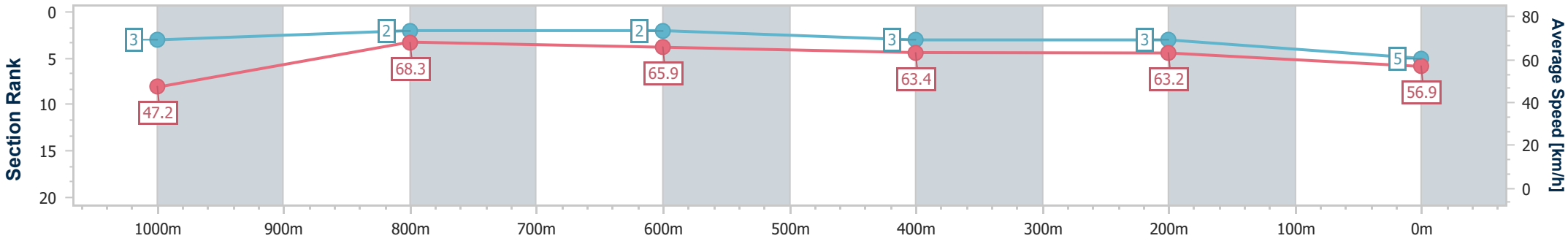

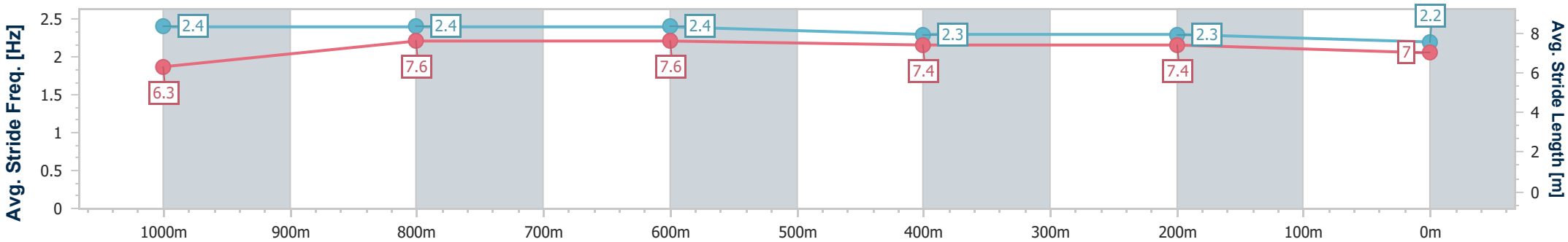

[ ]	Ranking at each section and finish
-:--.--	No data available at this section
NA	No data available

data processed by TRIPLESDATA

Horse/Jockey Name	Bundella
Final Rank	6
Fastest Section Time (Section)	0:08.44 (Overall)
Top Speed [km/h] (Section)	67.4 (1000m)
Race State	Finished

DoombenProfessional

Race 9: XXXX No Metro Wins Handicap - 1110m

15 November 2025 - 17:15

Track Rating: Soft 5, Weather: Fine, Rail Position: 1 metre Entire

BRISBANE RACING CLUB

Section	Overall	1000m	800m	600m	400m	200m
Section Times	1:05.52 [6] (0:08.44)	0:57.08 [4] (0:10.94)	0:46.14 [7] (0:11.14)	0:35.00 [8] (0:11.66)	0:23.34 [8] (0:11.42)	0:11.92 [7] (0:11.92)
Average Speed [km/h]	47.0	66.2	65.1	61.9	63.5	60.2
Top Speed [km/h]	65.6	67.4	67.2	63.8	64.8	62.6
Avg. Dist. to Rail [m]	4.1	2.4	2.0	0.6	3.5	6.8
Avg. Stride Freq. [Hz]	2.5	2.5	2.4	2.3	2.4	2.3
Avg. Stride Length [m]	5.9	7.3	7.5	7.5	7.4	7.3

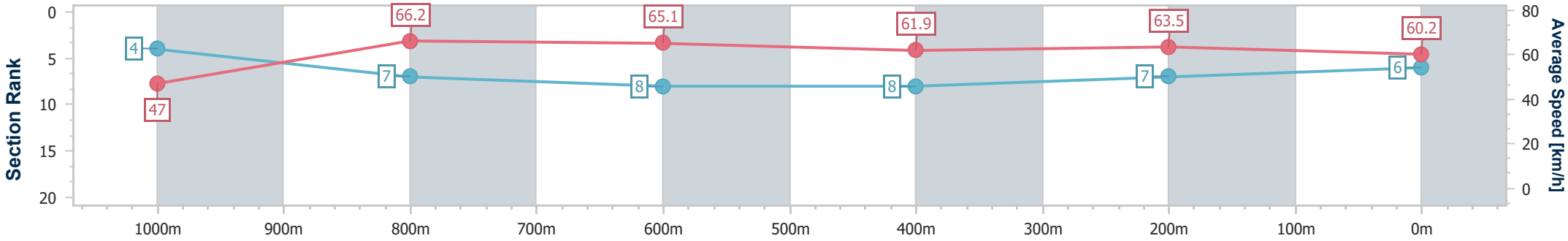

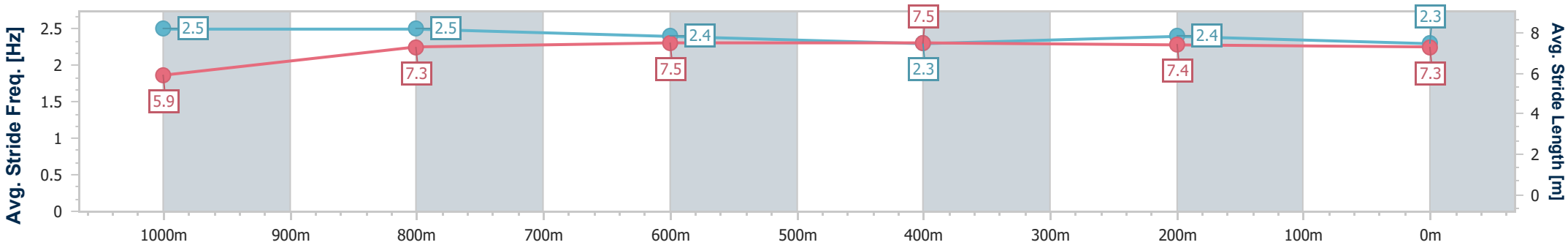

[ ]	Ranking at each section and finish
-:--.--	No data available at this section
NA	No data available

data processed by TRIPLESDATA

Horse/Jockey Name	Thankyou Henry
Final Rank	7
Fastest Section Time (Section)	0:08.34 (Overall)
Top Speed [km/h] (Section)	68.3 (1000m)
Race State	Finished

DoombenProfessional

Race 9: XXXX No Metro Wins Handicap - 1110m

15 November 2025 - 17:15

Track Rating: Soft 5, Weather: Fine, Rail Position: 1 metre Entire

BRISBANE RACING CLUB

Section	Overall	1000m	800m	600m	400m	200m
Section Times	1:06.32 [7] (0:08.34)	0:57.98 [2] (0:10.70)	0:47.28 [3] (0:11.11)	0:36.17 [4] (0:11.34)	0:24.83 [4] (0:11.74)	0:13.09 [6] (0:13.09)
Average Speed [km/h]	47.3	67.4	65.3	63.3	61.4	54.9
Top Speed [km/h]	68.1	68.3	66.7	64.3	63.0	59.6
Avg. Dist. to Rail [m]	3.9	1.5	0.7	0.4	0.9	1.3
Avg. Stride Freq. [Hz]	2.5	2.5	2.4	2.4	2.4	2.3
Avg. Stride Length [m]	6.0	7.5	7.5	7.4	7.1	6.7

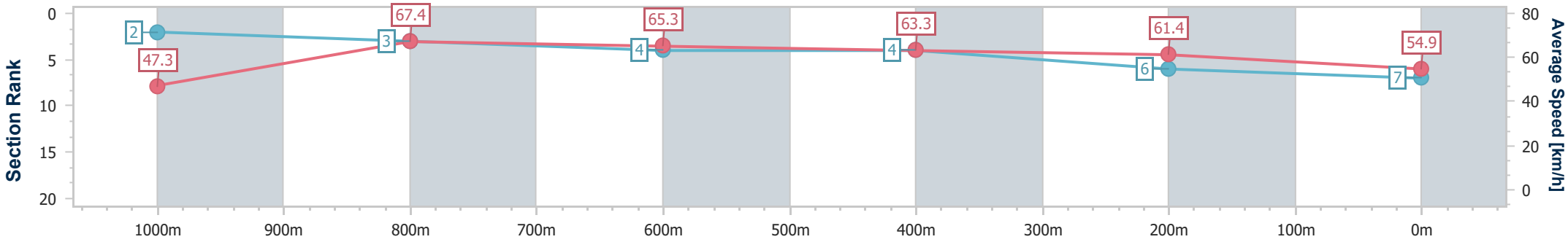

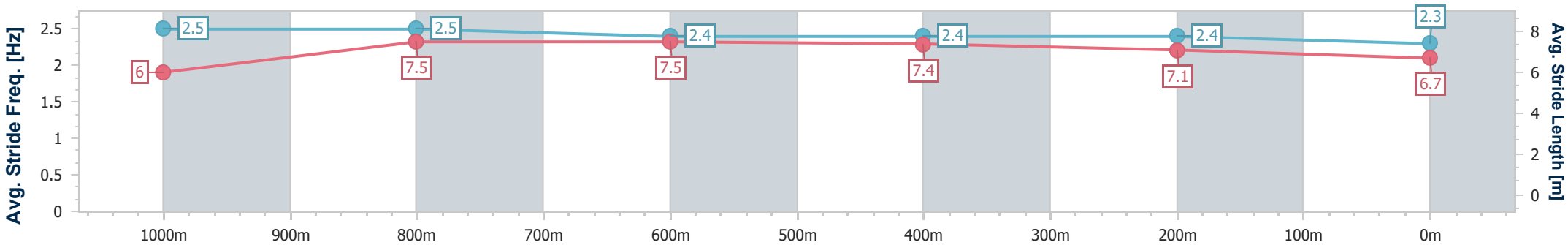

[ ]	Ranking at each section and finish
-:--.--	No data available at this section
NA	No data available

data processed by TRIPLESDATA

Horse/Jockey Name	Queen Of A Hand
Final Rank	8
Fastest Section Time (Section)	0:08.66 (Overall)
Top Speed [km/h] (Section)	68.8 (1000m)
Race State	Finished

DoombenProfessional

Race 9: XXXX No Metro Wins Handicap - 1110m

15 November 2025 - 17:15

Track Rating: Soft 5, Weather: Fine, Rail Position: 1 metre Entire

BRISBANE RACING CLUB

Section	Overall	1000m	800m	600m	400m	200m
Section Times	1:07.57 [8] (0:08.66)	0:58.91 [8] (0:10.80)	0:48.11 [8] (0:10.96)	0:37.15 [7] (0:11.53)	0:25.62 [7] (0:11.82)	0:13.80 [8] (0:13.80)
Average Speed [km/h]	45.8	66.9	66.4	63.0	60.9	52.3
Top Speed [km/h]	65.9	68.8	67.0	65.3	61.8	60.0
Avg. Dist. to Rail [m]	4.3	2.3	2.0	1.5	0.7	1.3
Avg. Stride Freq. [Hz]	2.4	2.6	2.6	2.5	2.5	2.3
Avg. Stride Length [m]	6.0	6.9	6.8	7.0	6.8	6.3

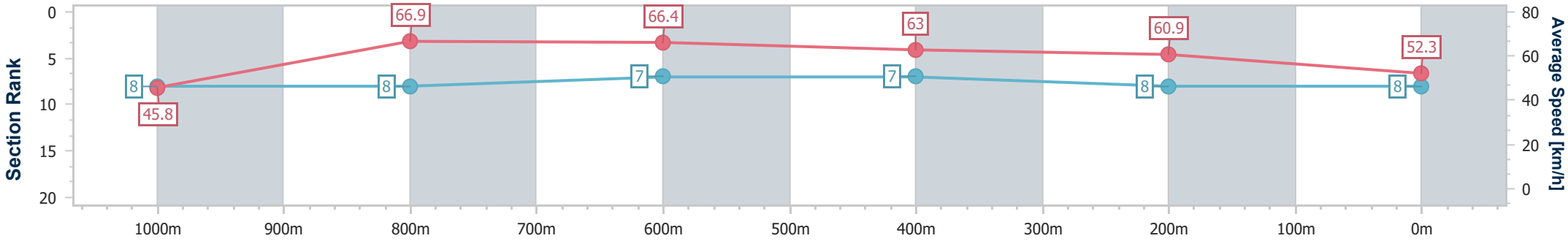

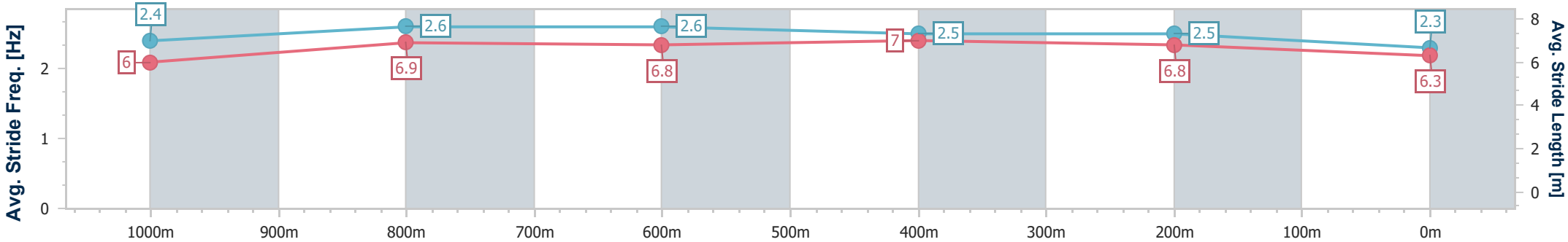

[ ]	Ranking at each section and finish
-:--.--	No data available at this section
NA	No data available

data processed by TRIPLESDATA