



Eagle Farm Professional

Race 1: XXXX QTIS Three-Year-Old BENCHMARK 70 Handicap - 1400m

13 December 2025 - 12:13



BRISBANE
RACING CLUB

Track Rating: Soft 5, Weather: Fine, Rail Position: +1m Entire Course

Section						Overall	1200m	1000m	800m	600m	400m	Last 600m	
Field Times						1:23.18 (0:13.78)	1:09.40 (0:10.95)	0:58.45 (0:11.59)	0:46.86 (0:11.89)	0:34.97 (0:11.86)	0:23.11 (0:11.27)	0:34.97	
Rank	TAB	Horse/Jockey	Barrier	Top Speed [km/h]	Fastest Section								Distance Travelled [m]
1	7	SPECIAL ARTIST	1	65.5	0:11.12	1:23.18 [1]	1:09.07 [5]	0:57.72 [5]	0:46.30 [6]	0:34.60 [5]	0:22.82 [6]	0:34.60	
		Martin Harley		400m	400m	(0:14.11)	(0:11.35)	(0:11.42)	(0:11.70)	(0:11.78)	(0:11.12)		
2	5	SMEXY	6	66.3	0:11.05	1:23.21 [2]	1:08.80 [7]	0:57.51 [8]	0:46.27 [7]	0:34.54 [6]	0:22.92 [3]	0:34.54	-3
		Damien Thornton		400m	400m	(0:14.41)	(0:11.29)	(0:11.24)	(0:11.73)	(0:11.62)	(0:11.05)		
3	10	CRASH THE PARTY	9	67.1	0:10.82	1:23.23 [3]	1:08.54 [9]	0:57.19 [9]	0:45.82 [9]	0:33.91 [9]	0:22.42 [9]	0:33.91	+10
		Daniel Moor		400m	400m	(0:14.69)	(0:11.35)	(0:11.37)	(0:11.91)	(0:11.49)	(0:10.82)		
4	1	MIDNIGHT SPIRIT	7	68.1	0:10.84	1:23.56 [4]	1:09.67 [3]	0:58.83 [1]	0:47.24 [1]	0:35.28 [2]	0:23.43 [2]	0:35.28	+11
		Ryan Maloney		1200m	1200m	(0:13.89)	(0:10.84)	(0:11.59)	(0:11.96)	(0:11.85)	(0:11.24)		
5	6	FIRE BOMBER	5	67.9	0:11.01	1:23.63 [5]	1:09.76 [2]	0:58.75 [3]	0:47.05 [3]	0:35.12 [4]	0:23.32 [4]	0:35.12	+12
		Kyle Wilson-Taylor		1200m	1200m	(0:13.87)	(0:11.01)	(0:11.70)	(0:11.93)	(0:11.80)	(0:11.21)		
6	8	BOOMSHANKA	3	66.2	0:11.11	1:23.68 [6]	1:09.44 [6]	0:58.19 [6]	0:46.83 [5]	0:34.95 [7]	0:23.22 [7]	0:34.95	+11
		Ben Thompson		1000m	400m	(0:14.24)	(0:11.25)	(0:11.36)	(0:11.88)	(0:11.73)	(0:11.11)		
7	9	READY FOR AIMEE	2	66.2	0:10.99	1:23.76 [7]	1:09.98 [1]	0:58.99 [2]	0:47.42 [2]	0:35.55 [1]	0:23.69 [1]	0:35.55	+8
		Angela Jones		1200m	1200m	(0:13.78)	(0:10.99)	(0:11.57)	(0:11.87)	(0:11.86)	(0:11.35)		
8	2	THEE CREEK	4	66.2	0:11.18	1:24.09 [8]	1:10.13 [4]	0:58.95 [4]	0:47.45 [4]	0:35.63 [3]	0:23.76 [5]	0:35.63	+4
		Corey Sutherland		1200m	1200m	(0:13.96)	(0:11.18)	(0:11.50)	(0:11.82)	(0:11.87)	(0:11.45)		
9	3	HA'PENNY HATCH	8	66.3	0:11.13	1:24.21 [9]	1:09.79 [8]	0:58.66 [7]	0:47.23 [8]	0:35.35 [8]	0:23.55 [8]	0:35.35	+18
		Dylan Turner		400m	1200m	(0:14.42)	(0:11.13)	(0:11.43)	(0:11.88)	(0:11.80)	(0:11.15)		

Scratched: North Pole (#4)



Eagle Farm Professional

Race 1: XXXX QTIS Three-Year-Old BENCHMARK 70 Handicap - 1400m

13 December 2025 - 12:13



BRISBANE
RACING CLUB

Track Rating: Soft 5, Weather: Fine, Rail Position: +1m Entire Course

Section Field Times				200m 0:11.84 (0:11.84)				Last 600m 0:34.97	
Rank	TAB	Horse/Jockey	Barrier	Top Speed [km/h]	Fastest Section	Margin		Distance Travelled [m]	
1	7	SPECIAL ARTIST	1	65.5	0:11.12	0:11.70 [4]	1:23.18	0:34.60	
		Martin Harley		400m	400m	(0:11.70)			
2	5	SMEXY	6	66.3	0:11.05	0:11.87 [1]	0.16L	0:34.54	-3
		Damien Thornton		400m	400m	(0:11.87)			
3	10	CRASH THE PARTY	9	67.1	0:10.82	0:11.60 [7]	0.29L	0:33.91	+10
		Daniel Moor		400m	400m	(0:11.60)			
4	1	MIDNIGHT SPIRIT	7	68.1	0:10.84	0:12.19 [2]	2.18L	0:35.28	+11
		Ryan Maloney		1200m	1200m	(0:12.19)			
5	6	FIRE BOMBER	5	67.9	0:11.01	0:12.11 [5]	2.6L	0:35.12	+12
		Kyle Wilson-Taylor		1200m	1200m	(0:12.11)			
6	8	BOOMSHANKA	3	66.2	0:11.11	0:12.11 [6]	2.88L	0:34.95	+11
		Ben Thompson		1000m	400m	(0:12.11)			
7	9	READY FOR AIMEE	2	66.2	0:10.99	0:12.34 [3]	3.35L	0:35.55	+8
		Angela Jones		1200m	1200m	(0:12.34)			
8	2	THEE CREEK	4	66.2	0:11.18	0:12.31 [8]	5.35L	0:35.63	+4
		Corey Sutherland		1200m	1200m	(0:12.31)			
9	3	HA'PENNY HATCH	8	66.3	0:11.13	0:12.40 [9]	6.01L	0:35.35	+18
		Dylan Turner		400m	1200m	(0:12.40)			

Scratched: North Pole (#4)



Horse/Jockey Name	Special Artist
Final Rank	1
Fastest Section Time (Section)	0:11.12 (400m)
Top Speed [km/h] (Section)	65.5 (400m)
Race State	Finished

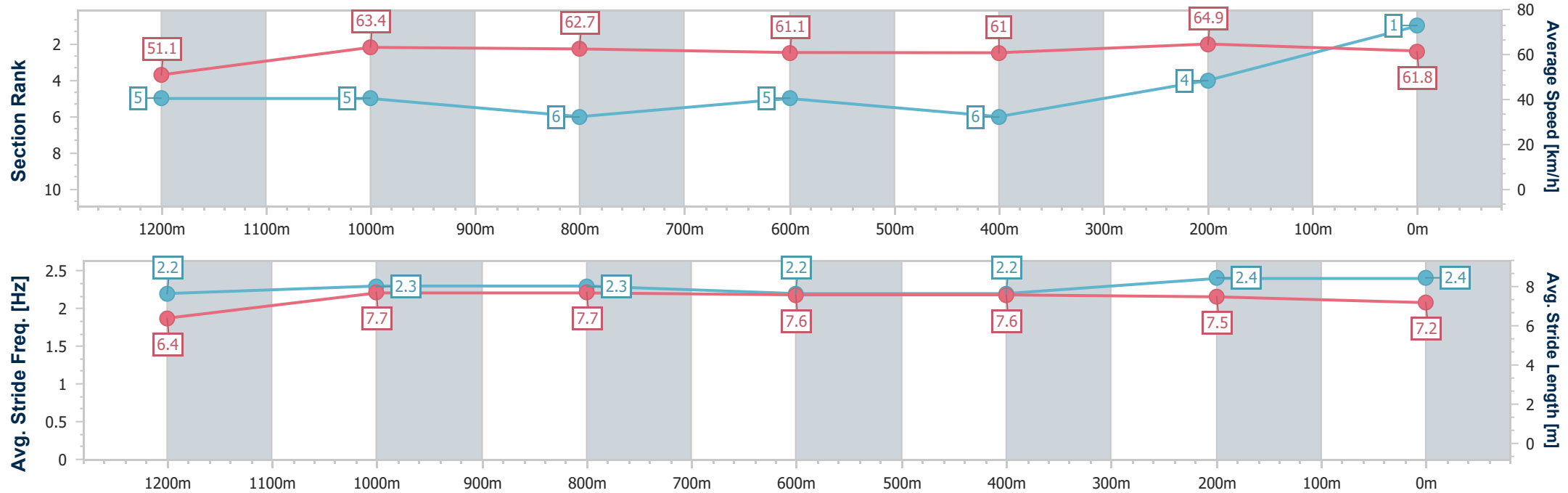


Eagle FarmProfessional
Race 1: XXXX QTIS Three-Year-Old BENCHMARK 70 Handicap
- 1400m
13 December 2025 - 12:13
Track Rating: Soft 5, Weather: Fine, Rail Position: +1m Entire
Course



BRISBANE
RACING CLUB

Section	Overall	1200m	1000m	800m	600m	400m	200m						
Section Times	1:23.18 [1] (0:14.11)	1:09.07 [5] (0:11.35)	0:57.72 [5] (0:11.42)	0:46.30 [6] (0:11.70)	0:34.60 [5] (0:11.78)	0:22.82 [6] (0:11.12)	0:11.70 [4] (0:11.70)						
Average Speed [km/h]	51.1	63.4	62.7	61.1	61.0	64.9	61.8						
Top Speed [km/h]	63.4	63.8	63.5	62.4	63.3	65.5	65.4						
Avg. Dist. to Rail [m]	1.5	0.3	0.9	1.4	1.0	4.0	5.5						
Avg. Stride Freq. [Hz]	2.2	2.3	2.3	2.2	2.2	2.4	2.4						
Avg. Stride Length [m]	6.4	7.7	7.7	7.6	7.6	7.5	7.2						



- [] Ranking at each section and finish
- .-.- No data available at this section
- NA No data available



Horse/Jockey Name	Smexy
Final Rank	2
Fastest Section Time (Section)	0:11.05 (400m)
Top Speed [km/h] (Section)	66.3 (400m)
Race State	Finished

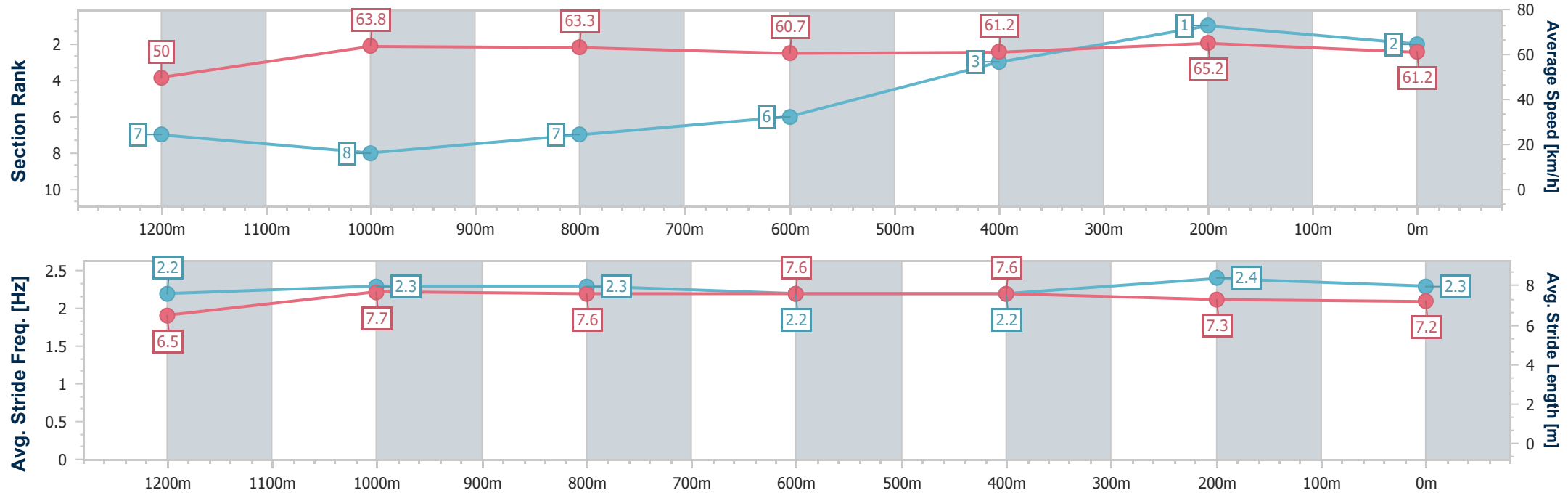


Eagle FarmProfessional
Race 1: XXXX QTIS Three-Year-Old BENCHMARK 70 Handicap
- 1400m
13 December 2025 - 12:13
Track Rating: Soft 5, Weather: Fine, Rail Position: +1m Entire
Course



BRISBANE
RACING CLUB

Section	Overall	1200m	1000m	800m	600m	400m	200m						
Section Times	1:23.21 [2] (0:14.41)	1:08.80 [7] (0:11.29)	0:57.51 [8] (0:11.24)	0:46.27 [7] (0:11.73)	0:34.54 [6] (0:11.62)	0:22.92 [3] (0:11.05)	0:11.87 [1] (0:11.87)						
Average Speed [km/h]	50.0	63.8	63.3	60.7	61.2	65.2	61.2						
Top Speed [km/h]	62.9	64.6	64.2	62.1	63.8	66.3	64.2						
Avg. Dist. to Rail [m]	5.1	0.4	2.0	2.7	1.9	0.8	2.3						
Avg. Stride Freq. [Hz]	2.2	2.3	2.3	2.2	2.2	2.4	2.3						
Avg. Stride Length [m]	6.5	7.7	7.6	7.6	7.6	7.3	7.2						



- [] Ranking at each section and finish
- .-.- No data available at this section
- NA No data available



Horse/Jockey Name	Crash The Party
Final Rank	3
Fastest Section Time (Section)	0:10.82 (400m)
Top Speed [km/h] (Section)	67.1 (400m)
Race State	Finished

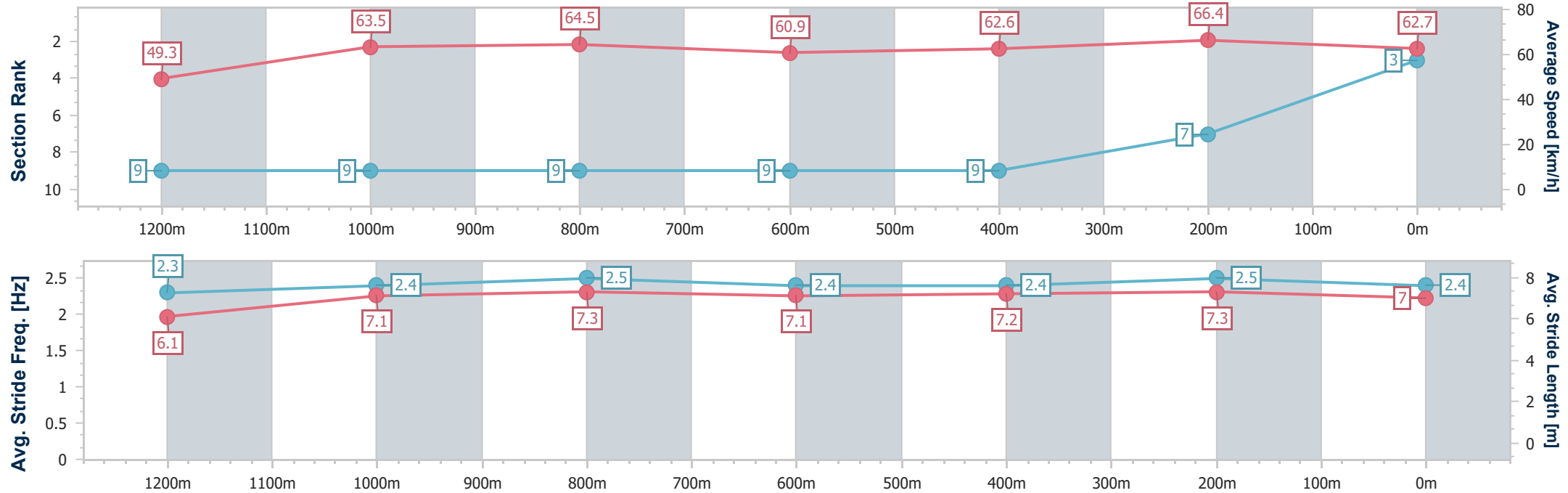


Eagle FarmProfessional
Race 1: XXXX QTIS Three-Year-Old BENCHMARK 70 Handicap
- 1400m
13 December 2025 - 12:13
Track Rating: Soft 5, Weather: Fine, Rail Position: +1m Entire
Course



BRISBANE
RACING CLUB

Section	Overall	1200m	1000m	800m	600m	400m	200m						
Section Times	1:23.23 [3] (0:14.69)	1:08.54 [9] (0:11.35)	0:57.19 [9] (0:11.37)	0:45.82 [9] (0:11.91)	0:33.91 [9] (0:11.49)	0:22.42 [9] (0:10.82)	0:11.60 [7] (0:11.60)						
Average Speed [km/h]	49.3	63.5	64.5	60.9	62.6	66.4	62.7						
Top Speed [km/h]	63.0	65.7	65.8	63.6	66.3	67.1	65.5						
Avg. Dist. to Rail [m]	6.6	2.3	3.4	1.7	0.8	5.5	6.2						
Avg. Stride Freq. [Hz]	2.3	2.4	2.5	2.4	2.4	2.5	2.4						
Avg. Stride Length [m]	6.1	7.1	7.3	7.1	7.2	7.3	7.0						





Horse/Jockey Name	Midnight Spirit
Final Rank	4
Fastest Section Time (Section)	0:10.84 (1200m)
Top Speed [km/h] (Section)	68.1 (1200m)
Race State	Finished

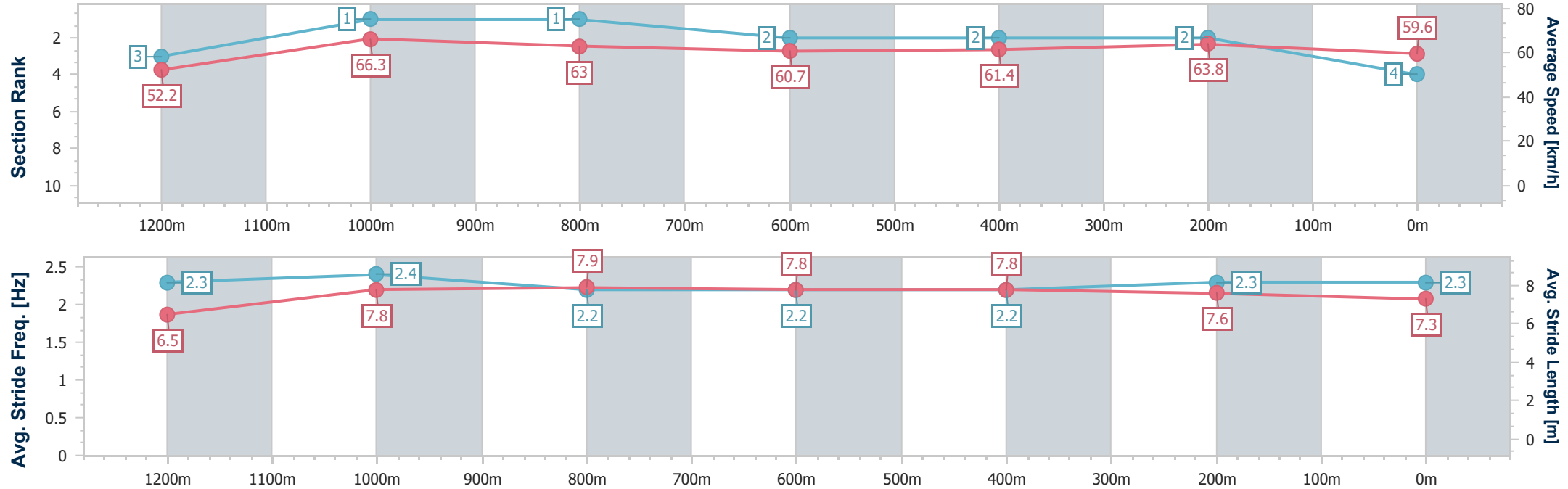


Eagle FarmProfessional
Race 1: XXXX QTIS Three-Year-Old BENCHMARK 70 Handicap
- 1400m
13 December 2025 - 12:13
Track Rating: Soft 5, Weather: Fine, Rail Position: +1m Entire
Course



BRISBANE
RACING CLUB

Section	Overall	1200m	1000m	800m	600m	400m	200m						
Section Times	1:23.56 [4] (0:13.89)	1:09.67 [3] (0:10.84)	0:58.83 [1] (0:11.59)	0:47.24 [1] (0:11.96)	0:35.28 [2] (0:11.85)	0:23.43 [2] (0:11.24)	0:12.19 [2] (0:12.19)						
Average Speed [km/h]	52.2	66.3	63.0	60.7	61.4	63.8	59.6						
Top Speed [km/h]	66.3	68.1	65.1	62.1	64.2	64.9	62.4						
Avg. Dist. to Rail [m]	8.0	4.5	2.4	1.9	2.1	5.5	5.6						
Avg. Stride Freq. [Hz]	2.3	2.4	2.2	2.2	2.2	2.3	2.3						
Avg. Stride Length [m]	6.5	7.8	7.9	7.8	7.8	7.6	7.3						





Horse/Jockey Name	Fire Bomber
Final Rank	5
Fastest Section Time (Section)	0:11.01 (1200m)
Top Speed [km/h] (Section)	67.9 (1200m)
Race State	Finished

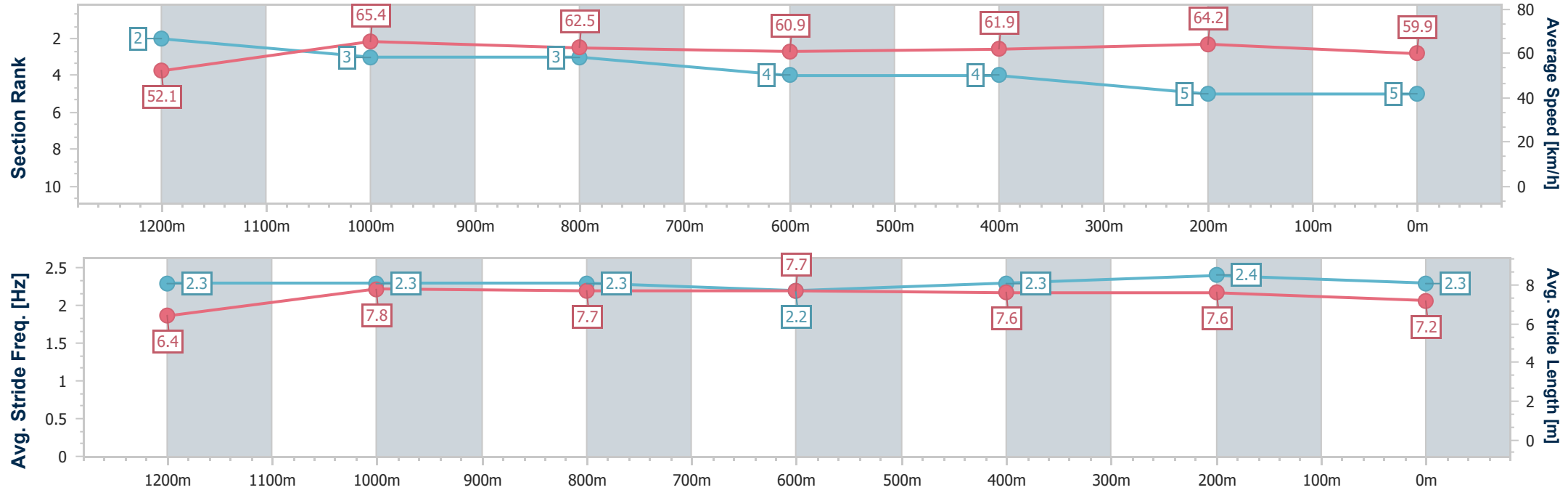


Eagle FarmProfessional
Race 1: XXXX QTIS Three-Year-Old BENCHMARK 70 Handicap
- 1400m
13 December 2025 - 12:13
Track Rating: Soft 5, Weather: Fine, Rail Position: +1m Entire
Course



BRISBANE
RACING CLUB

Section	Overall	1200m	1000m	800m	600m	400m	200m						
Section Times	1:23.63 [5] (0:13.87)	1:09.76 [2] (0:11.01)	0:58.75 [3] (0:11.70)	0:47.05 [3] (0:11.93)	0:35.12 [4] (0:11.80)	0:23.32 [4] (0:11.21)	0:12.11 [5] (0:12.11)						
Average Speed [km/h]	52.1	65.4	62.5	60.9	61.9	64.2	59.9						
Top Speed [km/h]	65.2	67.9	63.1	62.3	64.6	65.8	63.3						
Avg. Dist. to Rail [m]	6.5	3.9	2.7	2.2	2.9	7.3	7.8						
Avg. Stride Freq. [Hz]	2.3	2.3	2.3	2.2	2.3	2.4	2.3						
Avg. Stride Length [m]	6.4	7.8	7.7	7.7	7.6	7.6	7.2						



- [] Ranking at each section and finish
- .-.-.- No data available at this section
- NA No data available



Horse/Jockey Name	Boomshanka
Final Rank	6
Fastest Section Time (Section)	0:11.11 (400m)
Top Speed [km/h] (Section)	66.2 (1000m)
Race State	Finished

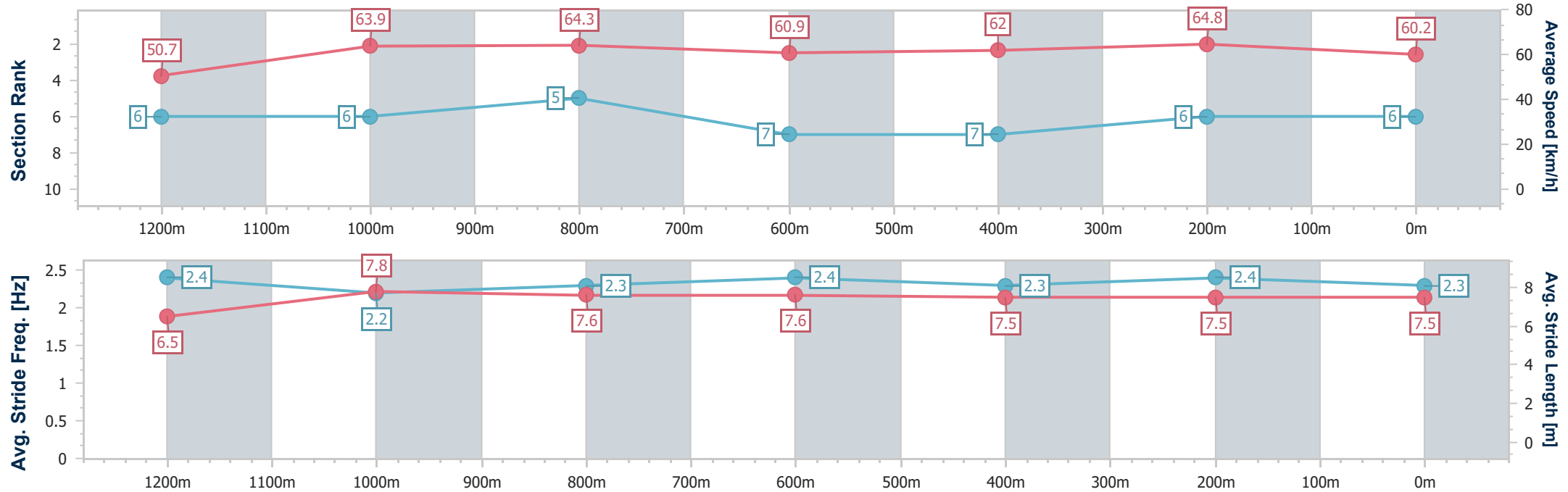


Eagle FarmProfessional
Race 1: XXXX QTIS Three-Year-Old BENCHMARK 70 Handicap
- 1400m
13 December 2025 - 12:13
Track Rating: Soft 5, Weather: Fine, Rail Position: +1m Entire
Course



BRISBANE
RACING CLUB

Section	Overall	1200m	1000m	800m	600m	400m	200m						
Section Times	1:23.68 [6] (0:14.24)	1:09.44 [6] (0:11.25)	0:58.19 [6] (0:11.36)	0:46.83 [5] (0:11.88)	0:34.95 [7] (0:11.73)	0:23.22 [7] (0:11.11)	0:12.11 [6] (0:12.11)						
Average Speed [km/h]	50.7	63.9	64.3	60.9	62.0	64.8	60.2						
Top Speed [km/h]	63.1	65.8	66.2	62.3	64.9	66.0	63.0						
Avg. Dist. to Rail [m]	4.4	2.7	2.0	2.2	2.0	8.7	10.1						
Avg. Stride Freq. [Hz]	2.4	2.2	2.3	2.4	2.3	2.4	2.3						
Avg. Stride Length [m]	6.5	7.8	7.6	7.6	7.5	7.5	7.5						



- [] Ranking at each section and finish
- .-.- No data available at this section
- NA No data available



Horse/Jockey Name	Ready For Aimee
Final Rank	7
Fastest Section Time (Section)	0:10.99 (1200m)
Top Speed [km/h] (Section)	66.2 (1200m)
Race State	Finished

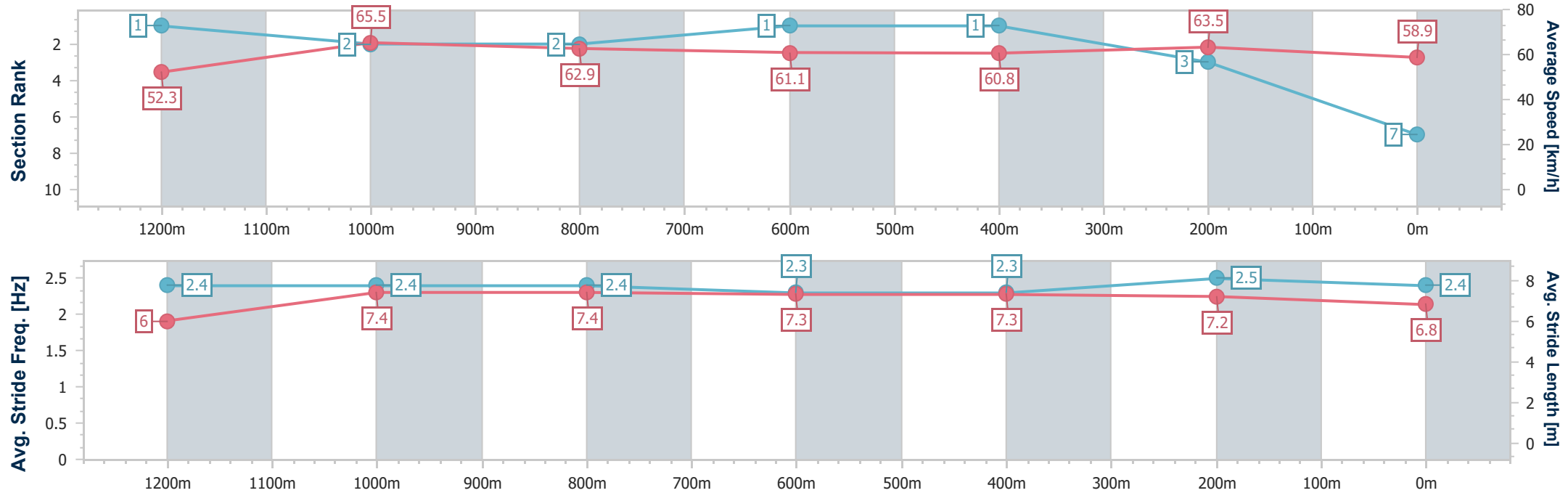


Eagle FarmProfessional
Race 1: XXXX QTIS Three-Year-Old BENCHMARK 70 Handicap
- 1400m
13 December 2025 - 12:13
Track Rating: Soft 5, Weather: Fine, Rail Position: +1m Entire
Course



BRISBANE
RACING CLUB

Section	Overall	1200m	1000m	800m	600m	400m	200m						
Section Times	1:23.76 [7] (0:13.78)	1:09.98 [1] (0:10.99)	0:58.99 [2] (0:11.57)	0:47.42 [2] (0:11.87)	0:35.55 [1] (0:11.86)	0:23.69 [1] (0:11.35)	0:12.34 [3] (0:12.34)						
Average Speed [km/h]	52.3	65.5	62.9	61.1	60.8	63.5	58.9						
Top Speed [km/h]	65.0	66.2	63.7	61.9	62.4	64.2	62.7						
Avg. Dist. to Rail [m]	3.7	2.9	1.9	1.3	1.1	4.0	1.7						
Avg. Stride Freq. [Hz]	2.4	2.4	2.4	2.3	2.3	2.5	2.4						
Avg. Stride Length [m]	6.0	7.4	7.4	7.3	7.3	7.2	6.8						





Horse/Jockey Name	Thee Creek
Final Rank	8
Fastest Section Time (Section)	0:11.18 (1200m)
Top Speed [km/h] (Section)	66.2 (1200m)
Race State	Finished

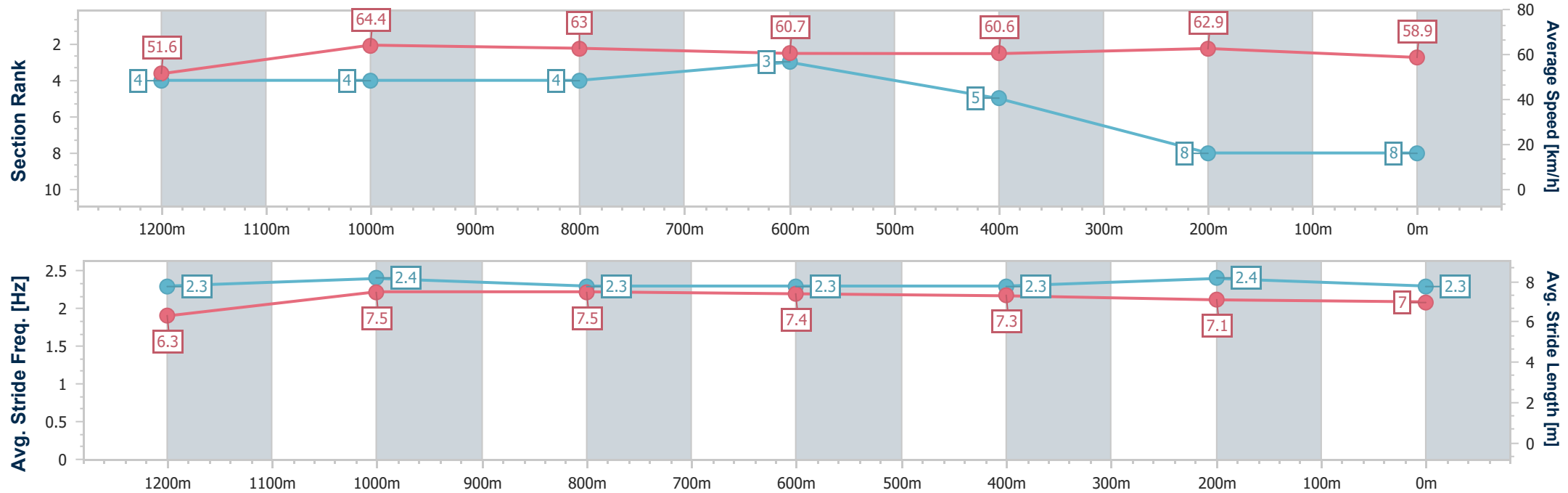


Eagle FarmProfessional
Race 1: XXXX QTIS Three-Year-Old BENCHMARK 70 Handicap
- 1400m
13 December 2025 - 12:13
Track Rating: Soft 5, Weather: Fine, Rail Position: +1m Entire
Course



BRISBANE
RACING CLUB

Section	Overall	1200m	1000m	800m	600m	400m	200m						
Section Times	1:24.09 [8] (0:13.96)	1:10.13 [4] (0:11.18)	0:58.95 [4] (0:11.50)	0:47.45 [4] (0:11.82)	0:35.63 [3] (0:11.87)	0:23.76 [5] (0:11.45)	0:12.31 [8] (0:12.31)						
Average Speed [km/h]	51.6	64.4	63.0	60.7	60.6	62.9	58.9						
Top Speed [km/h]	64.7	66.2	64.0	62.9	63.0	63.8	62.5						
Avg. Dist. to Rail [m]	4.3	2.1	1.1	0.3	0.8	1.0	2.5						
Avg. Stride Freq. [Hz]	2.3	2.4	2.3	2.3	2.3	2.4	2.3						
Avg. Stride Length [m]	6.3	7.5	7.5	7.4	7.3	7.1	7.0						





Horse/Jockey Name	Ha'penny Hatch
Final Rank	9
Fastest Section Time (Section)	0:11.13 (1200m)
Top Speed [km/h] (Section)	66.3 (400m)
Race State	Finished

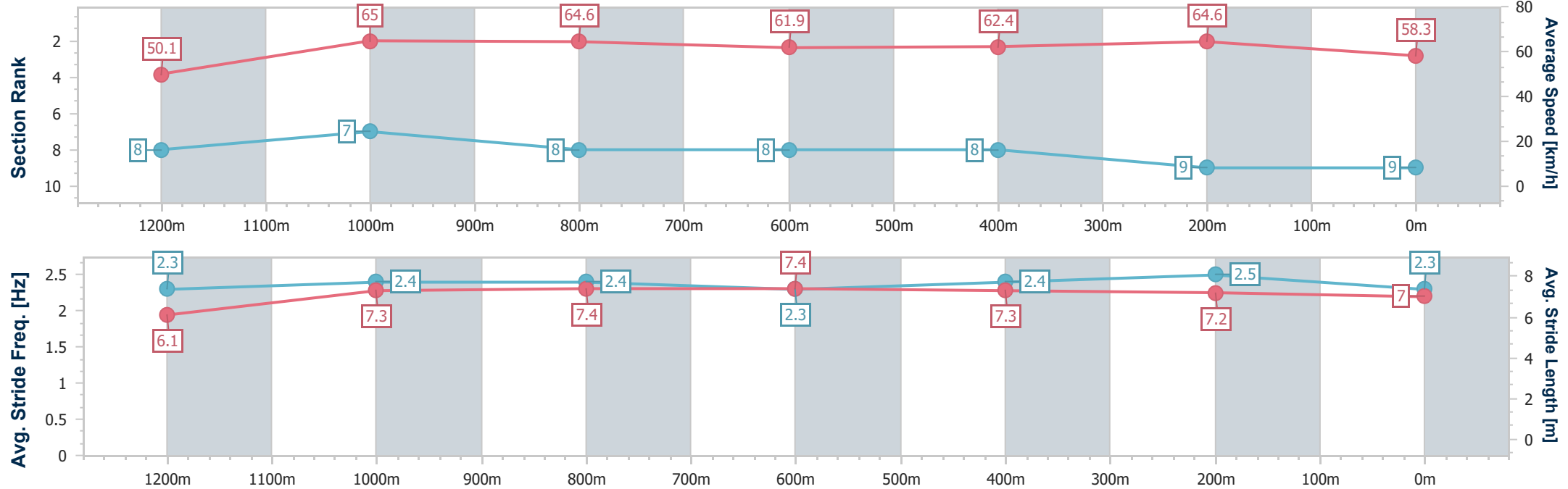


Eagle FarmProfessional
Race 1: XXXX QTIS Three-Year-Old BENCHMARK 70 Handicap
- 1400m
13 December 2025 - 12:13
Track Rating: Soft 5, Weather: Fine, Rail Position: +1m Entire
Course



BRISBANE
RACING CLUB

Section	Overall	1200m	1000m	800m	600m	400m	200m						
Section Times	1:24.21 [9] (0:14.42)	1:09.79 [8] (0:11.13)	0:58.66 [7] (0:11.43)	0:47.23 [8] (0:11.88)	0:35.35 [8] (0:11.80)	0:23.55 [8] (0:11.15)	0:12.40 [9] (0:12.40)						
Average Speed [km/h]	50.1	65.0	64.6	61.9	62.4	64.6	58.3						
Top Speed [km/h]	63.5	65.6	65.7	62.8	65.2	66.3	63.3						
Avg. Dist. to Rail [m]	7.3	4.0	5.3	4.2	4.3	11.0	14.7						
Avg. Stride Freq. [Hz]	2.3	2.4	2.4	2.3	2.4	2.5	2.3						
Avg. Stride Length [m]	6.1	7.3	7.4	7.4	7.3	7.2	7.0						





Eagle Farm Professional

Race 2: SENQ BENCHMARK 78 Handicap - 2200m

13 December 2025 - 12:48



BRISBANE
RACING CLUB

Track Rating: Soft 5, Weather: Fine, Rail Position: +1m Entire Course

Section						Overall	2000m	1800m	1600m	1400m	1200m	1000m	Last 600m	
Field Times						2:16.53 (0:13.93)	2:02.60 (0:11.89)	1:50.71 (0:12.68)	1:38.03 (0:12.77)	1:25.26 (0:12.78)	1:12.48 (0:12.84)	0:59.64 (0:12.44)	0:35.53	
Rank	TAB	Horse/Jockey	Barrier	Top Speed [km/h]	Fastest Section									Distance Travelled [m]
1	9	SAVANNAH GANGSTER	10	65.8	0:11.17	2:16.53 [1]	2:02.32 [4]	1:50.36 [4]	1:37.57 [4]	1:24.61 [4]	1:11.83 [4]	0:59.04 [4]	0:35.00	
		Cody Collis		600m	600m	(0:14.21)	(0:11.96)	(0:12.79)	(0:12.96)	(0:12.78)	(0:12.79)	(0:12.45)		
2	6	RATTLE AND HUM	2	65.4	0:11.38	2:16.59 [2]	2:02.55 [2]	1:50.77 [1]	1:38.09 [1]	1:25.32 [1]	1:12.54 [1]	0:59.70 [1]	0:35.59 -3	
		Mark Du Plessis		Overall	600m	(0:14.04)	(0:11.78)	(0:12.68)	(0:12.77)	(0:12.78)	(0:12.84)	(0:12.44)		
3	10	TOMMY THUG	3	67.0	0:11.30	2:16.69 [3]	2:01.74 [7]	1:49.16 [7]	1:36.33 [7]	1:23.83 [7]	1:11.35 [7]	0:58.62 [8]	0:34.85 +2	
		Damien Thornton		600m	600m	(0:14.95)	(0:12.58)	(0:12.83)	(0:12.50)	(0:12.48)	(0:12.73)	(0:12.35)		
4	2	TAPILDOODLEDO	5	64.7	0:11.44	2:16.90 [4]	2:02.74 [3]	1:50.85 [3]	1:38.11 [3]	1:25.33 [3]	1:12.52 [3]	0:59.69 [3]	0:35.71 -7	
		Jai Williams		Overall	600m	(0:14.16)	(0:11.89)	(0:12.74)	(0:12.78)	(0:12.81)	(0:12.83)	(0:12.53)		
5	1	SUN WORSHIPPER	8	66.6	0:11.18	2:16.91 [5]	2:01.39 [10]	1:48.91 [10]	1:35.91 [10]	1:23.39 [10]	1:10.90 [10]	0:58.25 [10]	0:34.43 -7	
		Corey Sutherland		400m	400m	(0:15.52)	(0:12.48)	(0:13.00)	(0:12.52)	(0:12.49)	(0:12.65)	(0:12.22)		
6	4	NAVAL COMMISSION	6	65.8	0:11.27	2:17.05 [6]	2:02.75 [5]	1:50.62 [5]	1:37.74 [5]	1:24.82 [5]	1:12.09 [5]	0:59.30 [5]	0:35.31 +0	
		Ben Thompson		600m	600m	(0:14.30)	(0:12.13)	(0:12.88)	(0:12.92)	(0:12.73)	(0:12.79)	(0:12.43)		
7	7	COUNTER	9	65.9	0:11.19	2:17.08 [7]	2:01.87 [8]	1:49.42 [8]	1:36.50 [9]	1:23.96 [9]	1:11.54 [9]	0:58.73 [9]	0:34.76 -1	
		Angela Jones		600m	600m	(0:15.21)	(0:12.45)	(0:12.92)	(0:12.54)	(0:12.42)	(0:12.81)	(0:12.42)		
8	3	KALUAKOI	7	66.4	0:11.50	2:17.26 [8]	2:03.33 [1]	1:51.37 [2]	1:38.62 [2]	1:25.79 [2]	1:12.98 [2]	1:00.15 [2]	0:36.26 +2	
		Daniel Moor		Overall	800m	(0:13.93)	(0:11.96)	(0:12.75)	(0:12.83)	(0:12.81)	(0:12.83)	(0:12.39)		
9	8	ICHIBAN	1	64.9	0:11.20	2:17.34 [9]	2:02.48 [6]	1:50.02 [6]	1:37.13 [6]	1:24.57 [6]	1:12.11 [6]	0:59.44 [6]	0:35.45 -6	
		Kyle Wilson-Taylor		600m	600m	(0:14.86)	(0:12.46)	(0:12.89)	(0:12.56)	(0:12.46)	(0:12.67)	(0:12.50)		
10	5	CONNECTICUT	4	65.4	0:11.20	2:17.84 [10]	2:02.49 [9]	1:50.18 [9]	1:37.35 [8]	1:24.80 [8]	1:12.44 [8]	0:59.81 [7]	0:35.75 -6	
		Jake Bayliss		600m	600m	(0:15.35)	(0:12.31)	(0:12.83)	(0:12.55)	(0:12.36)	(0:12.63)	(0:12.48)		



Eagle Farm Professional

Race 2: SENQ BENCHMARK 78 Handicap - 2200m

13 December 2025 - 12:48



BRISBANE
RACING CLUB

Track Rating: Soft 5, Weather: Fine, Rail Position: +1m Entire Course

Section		Field Times					800m	600m	400m	200m	Last 600m	
							0:47.20 (0:11.67)	0:35.53 (0:11.38)	0:24.15 (0:11.70)	0:12.45 (0:12.45)	0:35.53	
Rank	TAB	Horse/Jockey	Barrier	Top Speed [km/h]	Fastest Section						Margin	Distance Travelled [m]
1	9	SAVANNAH GANGSTER	10	65.8	0:11.17	0:46.59 [4]	0:35.00 [4]	0:23.83 [4]	0:12.36 [2]	2:16.53	0:35.00	
		Cody Collis		600m	600m	(0:11.59)	(0:11.17)	(0:11.47)	(0:12.36)			
2	6	RATTLE AND HUM	2	65.4	0:11.38	0:47.26 [1]	0:35.59 [2]	0:24.21 [1]	0:12.51 [1]	0.3L	0:35.59	-3
		Mark Du Plessis		Overall	600m	(0:11.67)	(0:11.38)	(0:11.70)	(0:12.51)			
3	10	TOMMY THUG	3	67.0	0:11.30	0:46.27 [7]	0:34.85 [6]	0:23.55 [7]	0:12.20 [5]	0.9L	0:34.85	+2
		Damien Thornton		600m	600m	(0:11.42)	(0:11.30)	(0:11.35)	(0:12.20)			
4	2	TAPILDOODLEDO	5	64.7	0:11.44	0:47.16 [3]	0:35.71 [3]	0:24.27 [3]	0:12.49 [4]	2.16L	0:35.71	-7
		Jai Williams		Overall	600m	(0:11.45)	(0:11.44)	(0:11.78)	(0:12.49)			
5	1	SUN WORSHIPPER	8	66.6	0:11.18	0:46.03 [10]	0:34.43 [10]	0:23.17 [10]	0:11.99 [9]	2.19L	0:34.43	-7
		Corey Sutherland		400m	400m	(0:11.60)	(0:11.26)	(0:11.18)	(0:11.99)			
6	4	NAVAL COMMISSION	6	65.8	0:11.27	0:46.87 [5]	0:35.31 [5]	0:24.04 [5]	0:12.50 [6]	3.02L	0:35.31	+0
		Ben Thompson		600m	600m	(0:11.56)	(0:11.27)	(0:11.54)	(0:12.50)			
7	7	COUNTER	9	65.9	0:11.19	0:46.31 [9]	0:34.76 [9]	0:23.57 [9]	0:12.24 [8]	3.24L	0:34.76	-1
		Angela Jones		600m	600m	(0:11.55)	(0:11.19)	(0:11.33)	(0:12.24)			
8	3	KALUAKOI	7	66.4	0:11.50	0:47.76 [2]	0:36.26 [1]	0:24.66 [2]	0:12.88 [3]	4.24L	0:36.26	+2
		Daniel Moor		Overall	800m	(0:11.50)	(0:11.60)	(0:11.78)	(0:12.88)			
9	8	ICHIBAN	1	64.9	0:11.20	0:46.94 [6]	0:35.45 [7]	0:24.25 [6]	0:12.58 [7]	4.73L	0:35.45	-6
		Kyle Wilson-Taylor		600m	600m	(0:11.49)	(0:11.20)	(0:11.67)	(0:12.58)			
10	5	CONNECTICUT	4	65.4	0:11.20	0:47.33 [8]	0:35.75 [8]	0:24.55 [8]	0:12.85 [10]	7.69L	0:35.75	-6
		Jake Bayliss		600m	600m	(0:11.58)	(0:11.20)	(0:11.70)	(0:12.85)			



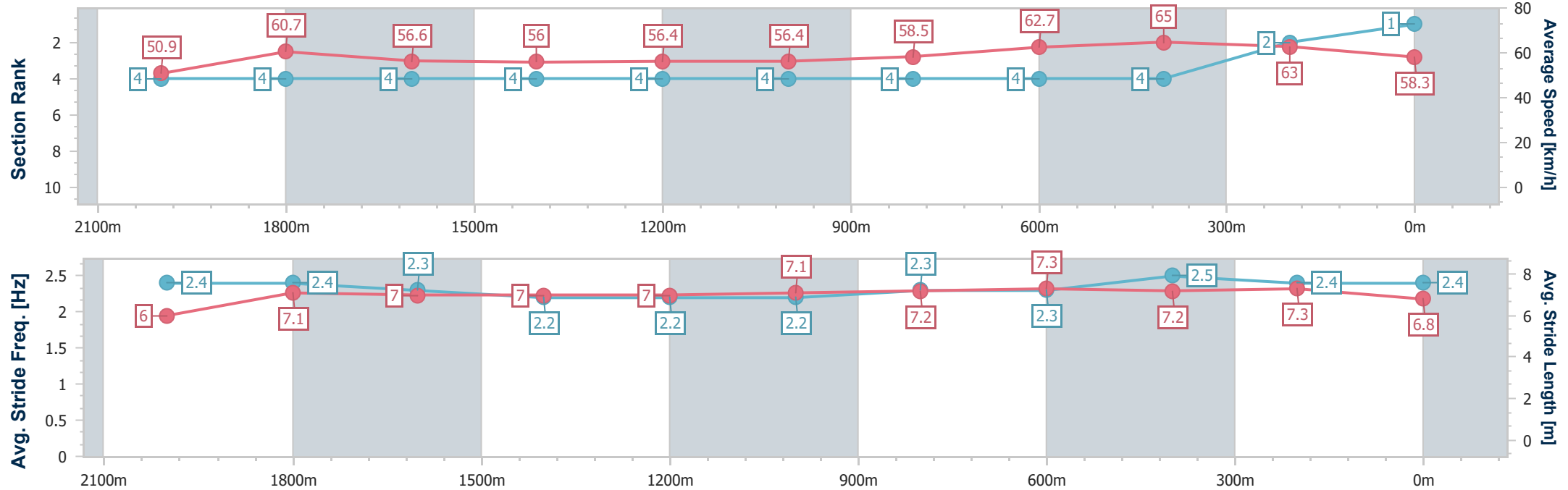
Horse/Jockey Name	Savannah Gangster
Final Rank	1
Fastest Section Time (Section)	0:11.17 (600m)
Top Speed [km/h] (Section)	65.8 (600m)
Race State	Finished



Eagle FarmProfessional
Race 2: SENQ BENCHMARK 78 Handicap - 2200m
13 December 2025 - 12:48
Track Rating: Soft 5, Weather: Fine, Rail Position: +1m Entire Course



Section	Overall	2000m	1800m	1600m	1400m	1200m	1000m	800m	600m	400m	200m		
Section Times	2:16.53 [1] (0:14.21)	2:02.32 [4] (0:11.96)	1:50.36 [4] (0:12.79)	1:37.57 [4] (0:12.96)	1:24.61 [4] (0:12.78)	1:11.83 [4] (0:12.79)	0:59.04 [4] (0:12.45)	0:46.59 [4] (0:11.59)	0:35.00 [4] (0:11.17)	0:23.83 [4] (0:11.47)	0:12.36 [2] (0:12.36)		
Average Speed [km/h]	50.9	60.7	56.6	56.0	56.4	56.4	58.5	62.7	65.0	63.0	58.3		
Top Speed [km/h]	63.6	63.2	57.8	56.9	57.4	56.9	60.8	64.3	65.8	64.8	61.0		
Avg. Dist. to Rail [m]	8.1	1.7	1.2	2.3	2.5	2.9	2.3	1.5	2.2	5.9	6.4		
Avg. Stride Freq. [Hz]	2.4	2.4	2.3	2.2	2.2	2.2	2.3	2.3	2.5	2.4	2.4		
Avg. Stride Length [m]	6.0	7.1	7.0	7.0	7.0	7.1	7.2	7.3	7.2	7.3	6.8		



[] Ranking at each section and finish
-.-.- No data available at this section
NA No data available



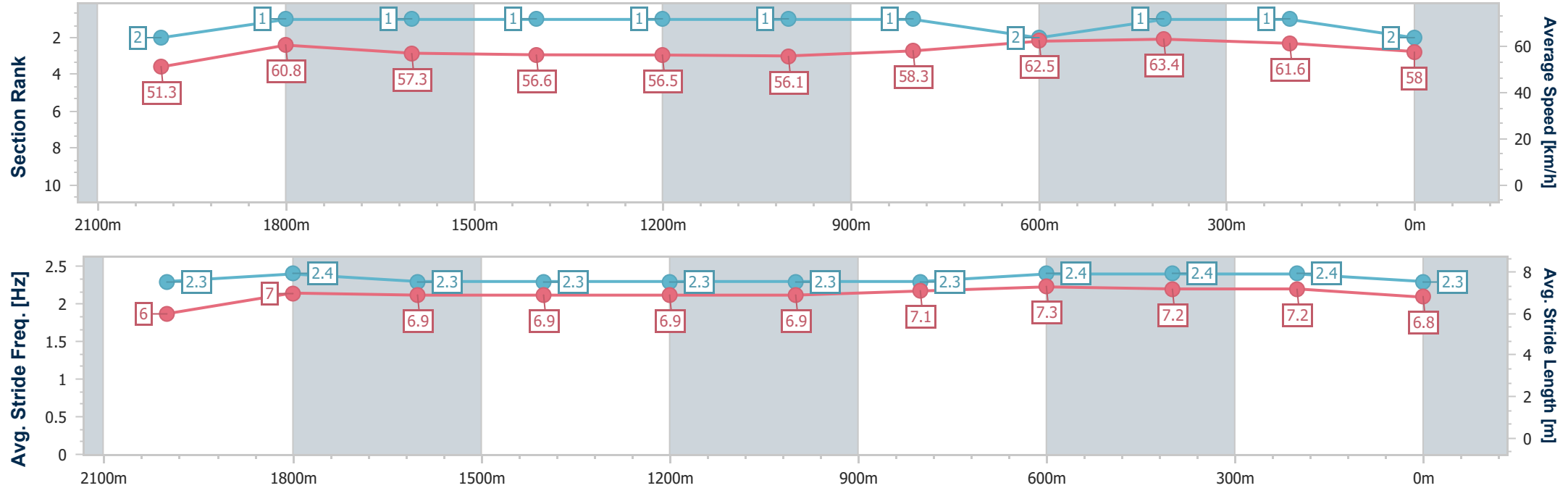
Horse/Jockey Name	Rattle And Hum
Final Rank	2
Fastest Section Time (Section)	0:11.38 (600m)
Top Speed [km/h] (Section)	65.4 (Overall)
Race State	Finished



Eagle FarmProfessional
Race 2: SENQ BENCHMARK 78 Handicap - 2200m
13 December 2025 - 12:48
Track Rating: Soft 5, Weather: Fine, Rail Position: +1m Entire Course



Section	Overall	2000m	1800m	1600m	1400m	1200m	1000m	800m	600m	400m	200m		
Section Times	2:16.59 [2] (0:14.04)	2:02.55 [2] (0:11.78)	1:50.77 [1] (0:12.68)	1:38.09 [1] (0:12.77)	1:25.32 [1] (0:12.78)	1:12.54 [1] (0:12.84)	0:59.70 [1] (0:12.44)	0:47.26 [1] (0:11.67)	0:35.59 [2] (0:11.38)	0:24.21 [1] (0:11.70)	0:12.51 [1] (0:12.51)		
Average Speed [km/h]	51.3	60.8	57.3	56.6	56.5	56.1	58.3	62.5	63.4	61.6	58.0		
Top Speed [km/h]	65.4	64.3	58.1	57.7	56.8	56.6	61.9	64.1	64.7	62.8	59.4		
Avg. Dist. to Rail [m]	1.2	0.7	1.5	1.8	1.1	1.1	1.4	2.3	1.2	3.4	4.7		
Avg. Stride Freq. [Hz]	2.3	2.4	2.3	2.3	2.3	2.3	2.3	2.4	2.4	2.4	2.3		
Avg. Stride Length [m]	6.0	7.0	6.9	6.9	6.9	6.9	7.1	7.3	7.2	7.2	6.8		



[] Ranking at each section and finish
- - - - - No data available at this section
NA No data available



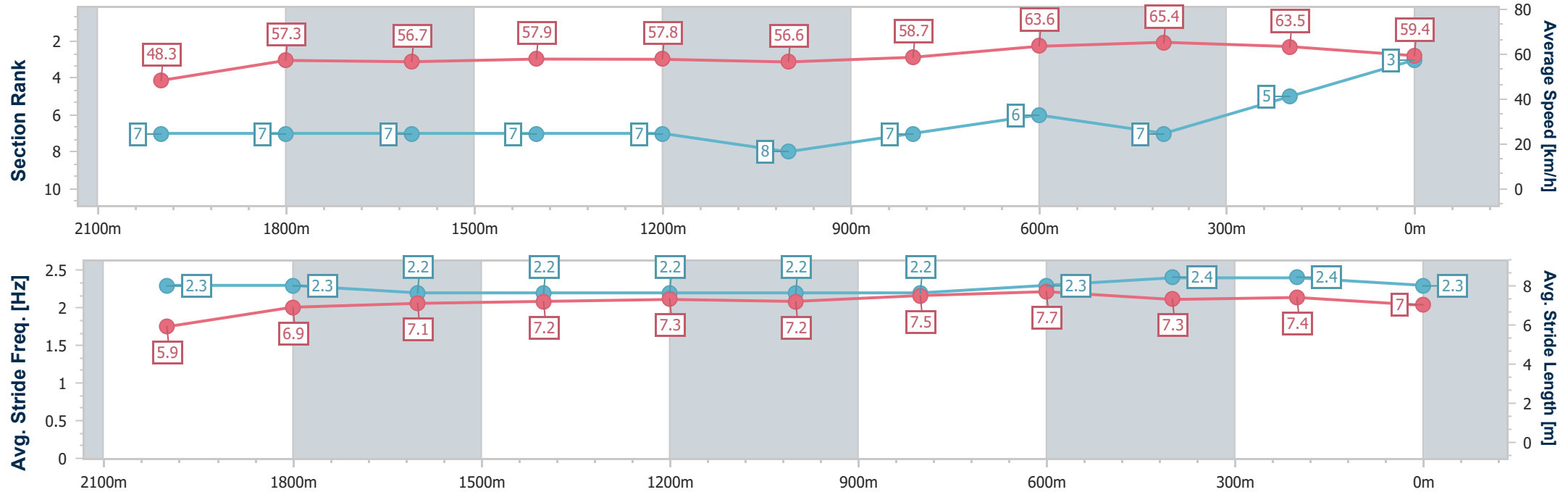
Horse/Jockey Name	Tommy Thug
Final Rank	3
Fastest Section Time (Section)	0:11.30 (600m)
Top Speed [km/h] (Section)	67.0 (600m)
Race State	Finished



Eagle FarmProfessional
Race 2: SENQ BENCHMARK 78 Handicap - 2200m
13 December 2025 - 12:48
Track Rating: Soft 5, Weather: Fine, Rail Position: +1m Entire Course



Section	Overall	2000m	1800m	1600m	1400m	1200m	1000m	800m	600m	400m	200m		
Section Times	2:16.69 [3] (0:14.95)	2:01.74 [7] (0:12.58)	1:49.16 [7] (0:12.83)	1:36.33 [7] (0:12.50)	1:23.83 [7] (0:12.48)	1:11.35 [7] (0:12.73)	0:58.62 [8] (0:12.35)	0:46.27 [7] (0:11.42)	0:34.85 [6] (0:11.30)	0:23.55 [7] (0:11.35)	0:12.20 [5] (0:12.20)		
Average Speed [km/h]	48.3	57.3	56.7	57.9	57.8	56.6	58.7	63.6	65.4	63.5	59.4		
Top Speed [km/h]	59.1	59.0	57.6	58.6	58.6	57.2	61.5	65.1	67.0	64.7	62.0		
Avg. Dist. to Rail [m]	3.0	0.7	1.8	1.4	1.0	1.5	1.2	2.2	5.6	11.3	13.1		
Avg. Stride Freq. [Hz]	2.3	2.3	2.2	2.2	2.2	2.2	2.2	2.3	2.4	2.4	2.3		
Avg. Stride Length [m]	5.9	6.9	7.1	7.2	7.3	7.2	7.5	7.7	7.3	7.4	7.0		



[] Ranking at each section and finish
-.-.- No data available at this section
NA No data available



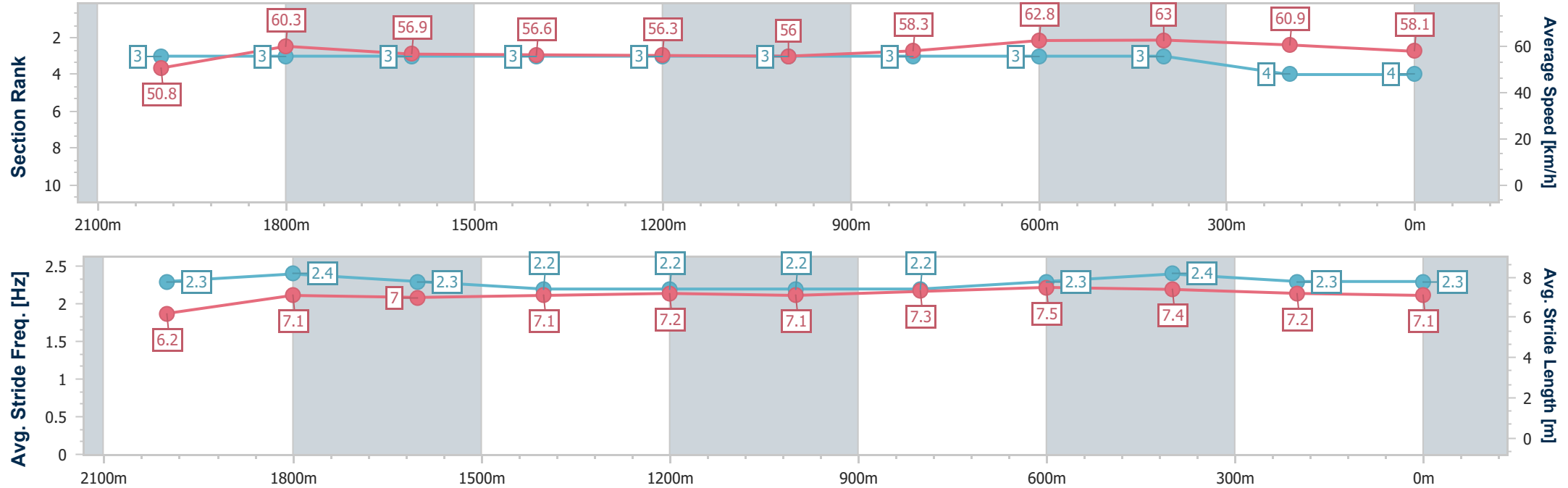
Horse/Jockey Name	Tapildoodledo
Final Rank	4
Fastest Section Time (Section)	0:11.44 (600m)
Top Speed [km/h] (Section)	64.7 (Overall)
Race State	Finished



Eagle FarmProfessional
Race 2: SENQ BENCHMARK 78 Handicap - 2200m
13 December 2025 - 12:48
Track Rating: Soft 5, Weather: Fine, Rail Position: +1m Entire Course



Section	Overall	2000m	1800m	1600m	1400m	1200m	1000m	800m	600m	400m	200m		
Section Times	2:16.90 [4] (0:14.16)	2:02.74 [3] (0:11.89)	1:50.85 [3] (0:12.74)	1:38.11 [3] (0:12.78)	1:25.33 [3] (0:12.81)	1:12.52 [3] (0:12.83)	0:59.69 [3] (0:12.53)	0:47.16 [3] (0:11.45)	0:35.71 [3] (0:11.44)	0:24.27 [3] (0:11.78)	0:12.49 [4] (0:12.49)		
Average Speed [km/h]	50.8	60.3	56.9	56.6	56.3	56.0	58.3	62.8	63.0	60.9	58.1		
Top Speed [km/h]	64.7	62.7	58.5	57.7	57.2	56.9	61.4	64.2	64.3	62.5	59.6		
Avg. Dist. to Rail [m]	1.4	0.8	0.7	1.5	1.6	2.4	1.9	0.5	0.2	2.2	3.7		
Avg. Stride Freq. [Hz]	2.3	2.4	2.3	2.2	2.2	2.2	2.2	2.3	2.4	2.3	2.3		
Avg. Stride Length [m]	6.2	7.1	7.0	7.1	7.2	7.1	7.3	7.5	7.4	7.2	7.1		



[] Ranking at each section and finish
-.-.- No data available at this section
NA No data available



Horse/Jockey Name	Sun Worshipper
Final Rank	5
Fastest Section Time (Section)	0:11.18 (400m)
Top Speed [km/h] (Section)	66.6 (400m)
Race State	Finished

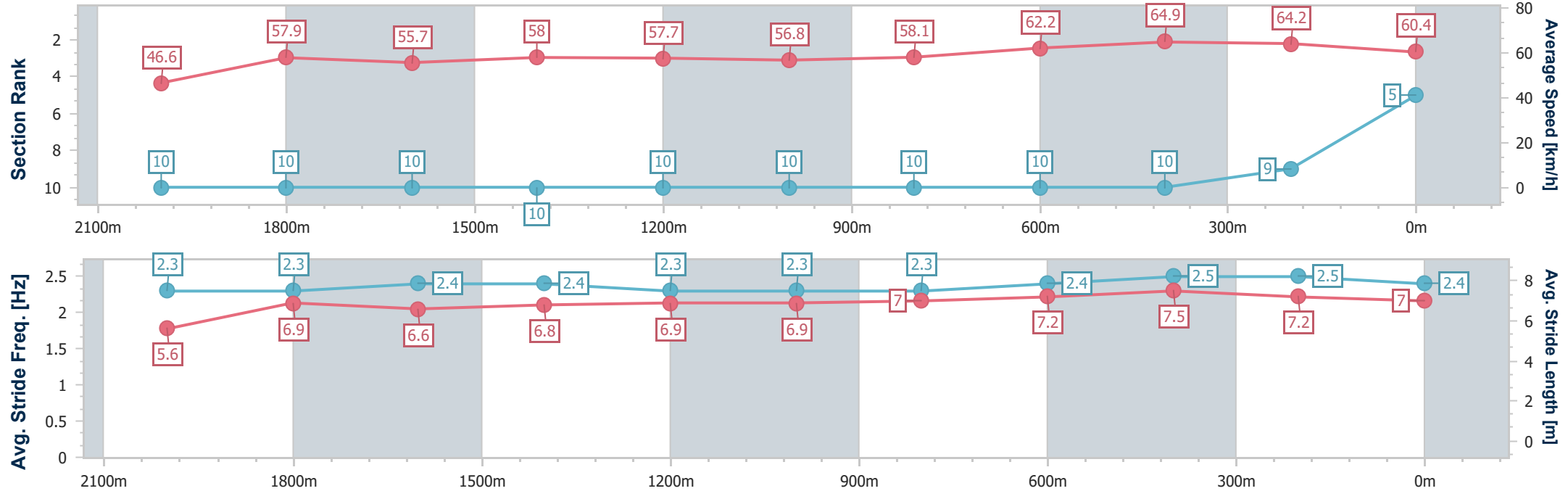


Eagle FarmProfessional
Race 2: SENQ BENCHMARK 78 Handicap - 2200m

13 December 2025 - 12:48
Track Rating: Soft 5, Weather: Fine, Rail Position: +1m Entire Course



Section	Overall	2000m	1800m	1600m	1400m	1200m	1000m	800m	600m	400m	200m		
Section Times	2:16.91 [5] (0:15.52)	2:01.39 [10] (0:12.48)	1:48.91 [10] (0:13.00)	1:35.91 [10] (0:12.52)	1:23.39 [10] (0:12.49)	1:10.90 [10] (0:12.65)	0:58.25 [10] (0:12.22)	0:46.03 [10] (0:11.60)	0:34.43 [10] (0:11.26)	0:23.17 [10] (0:11.18)	0:11.99 [9] (0:11.99)		
Average Speed [km/h]	46.6	57.9	55.7	58.0	57.7	56.8	58.1	62.2	64.9	64.2	60.4		
Top Speed [km/h]	58.3	58.9	57.9	58.6	58.6	57.9	59.8	66.1	65.2	66.6	62.8		
Avg. Dist. to Rail [m]	4.1	0.6	1.8	1.9	0.6	1.1	2.6	0.9	2.6	6.1	9.5		
Avg. Stride Freq. [Hz]	2.3	2.3	2.4	2.4	2.3	2.3	2.3	2.4	2.5	2.5	2.4		
Avg. Stride Length [m]	5.6	6.9	6.6	6.8	6.9	6.9	7.0	7.2	7.5	7.2	7.0		



[] Ranking at each section and finish
- - - - - No data available at this section
NA No data available



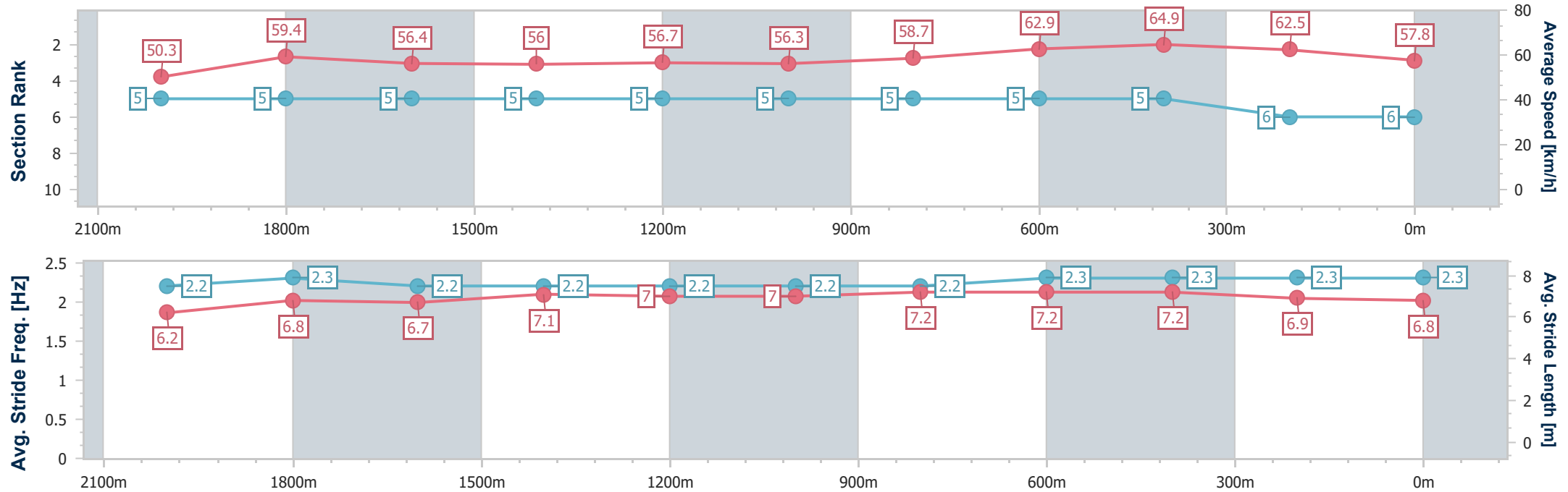
Horse/Jockey Name	Naval Commission
Final Rank	6
Fastest Section Time (Section)	0:11.27 (600m)
Top Speed [km/h] (Section)	65.8 (600m)
Race State	Finished



Eagle FarmProfessional
Race 2: SENQ BENCHMARK 78 Handicap - 2200m
13 December 2025 - 12:48
Track Rating: Soft 5, Weather: Fine, Rail Position: +1m Entire Course



Section	Overall	2000m	1800m	1600m	1400m	1200m	1000m	800m	600m	400m	200m		
Section Times	2:17.05 [6] (0:14.30)	2:02.75 [5] (0:12.13)	1:50.62 [5] (0:12.88)	1:37.74 [5] (0:12.92)	1:24.82 [5] (0:12.73)	1:12.09 [5] (0:12.79)	0:59.30 [5] (0:12.43)	0:46.87 [5] (0:11.56)	0:35.31 [5] (0:11.27)	0:24.04 [5] (0:11.54)	0:12.50 [6] (0:12.50)		
Average Speed [km/h]	50.3	59.4	56.4	56.0	56.7	56.3	58.7	62.9	64.9	62.5	57.8		
Top Speed [km/h]	62.3	60.7	57.8	56.9	57.4	57.1	61.0	64.3	65.8	64.1	60.6		
Avg. Dist. to Rail [m]	4.5	0.5	1.1	2.1	2.4	2.9	2.5	2.0	2.7	7.2	9.1		
Avg. Stride Freq. [Hz]	2.2	2.3	2.2	2.2	2.2	2.2	2.2	2.3	2.3	2.3	2.3		
Avg. Stride Length [m]	6.2	6.8	6.7	7.1	7.0	7.0	7.2	7.2	7.2	6.9	6.8		



[] Ranking at each section and finish
- - - - No data available at this section
NA No data available



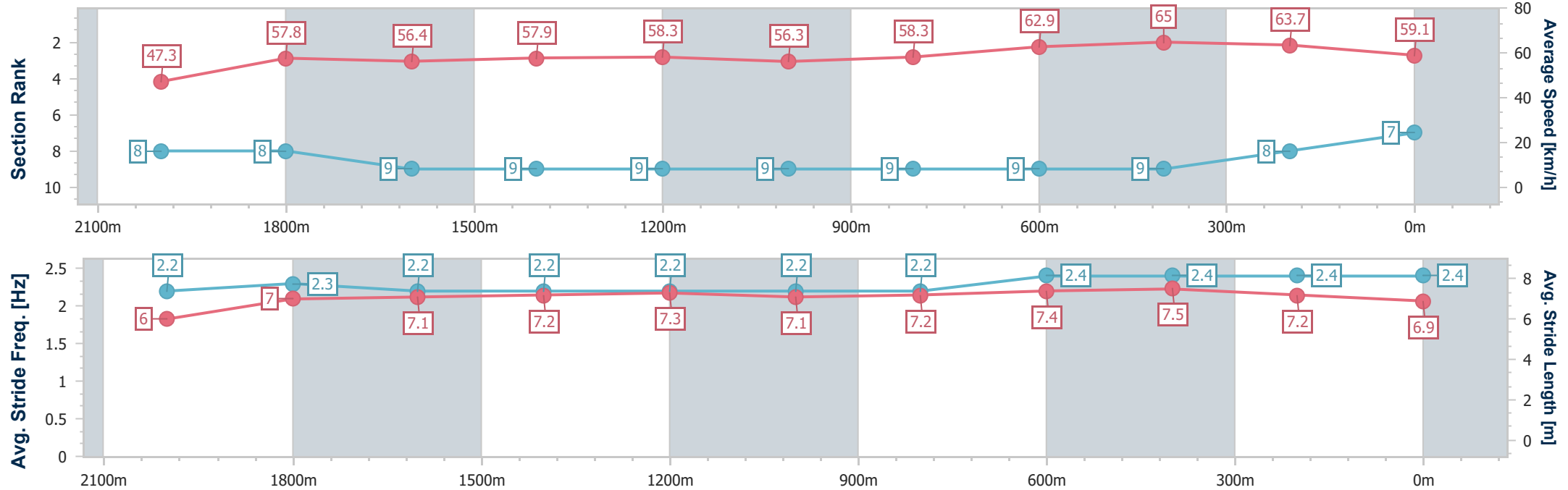
Horse/Jockey Name	Counter
Final Rank	7
Fastest Section Time (Section)	0:11.19 (600m)
Top Speed [km/h] (Section)	65.9 (600m)
Race State	Finished



Eagle FarmProfessional
Race 2: SENQ BENCHMARK 78 Handicap - 2200m
13 December 2025 - 12:48
Track Rating: Soft 5, Weather: Fine, Rail Position: +1m Entire Course



Section	Overall	2000m	1800m	1600m	1400m	1200m	1000m	800m	600m	400m	200m		
Section Times	2:17.08 [7] (0:15.21)	2:01.87 [8] (0:12.45)	1:49.42 [8] (0:12.92)	1:36.50 [9] (0:12.54)	1:23.96 [9] (0:12.42)	1:11.54 [9] (0:12.81)	0:58.73 [9] (0:12.42)	0:46.31 [9] (0:11.55)	0:34.76 [9] (0:11.19)	0:23.57 [9] (0:11.33)	0:12.24 [8] (0:12.24)		
Average Speed [km/h]	47.3	57.8	56.4	57.9	58.3	56.3	58.3	62.9	65.0	63.7	59.1		
Top Speed [km/h]	58.9	59.3	57.2	58.7	59.2	57.2	59.8	65.1	65.9	65.0	61.3		
Avg. Dist. to Rail [m]	5.1	0.5	1.7	3.0	3.1	2.6	1.7	2.0	1.8	5.4	7.4		
Avg. Stride Freq. [Hz]	2.2	2.3	2.2	2.2	2.2	2.2	2.2	2.4	2.4	2.4	2.4		
Avg. Stride Length [m]	6.0	7.0	7.1	7.2	7.3	7.1	7.2	7.4	7.5	7.2	6.9		



[] Ranking at each section and finish
- - - - No data available at this section
NA No data available



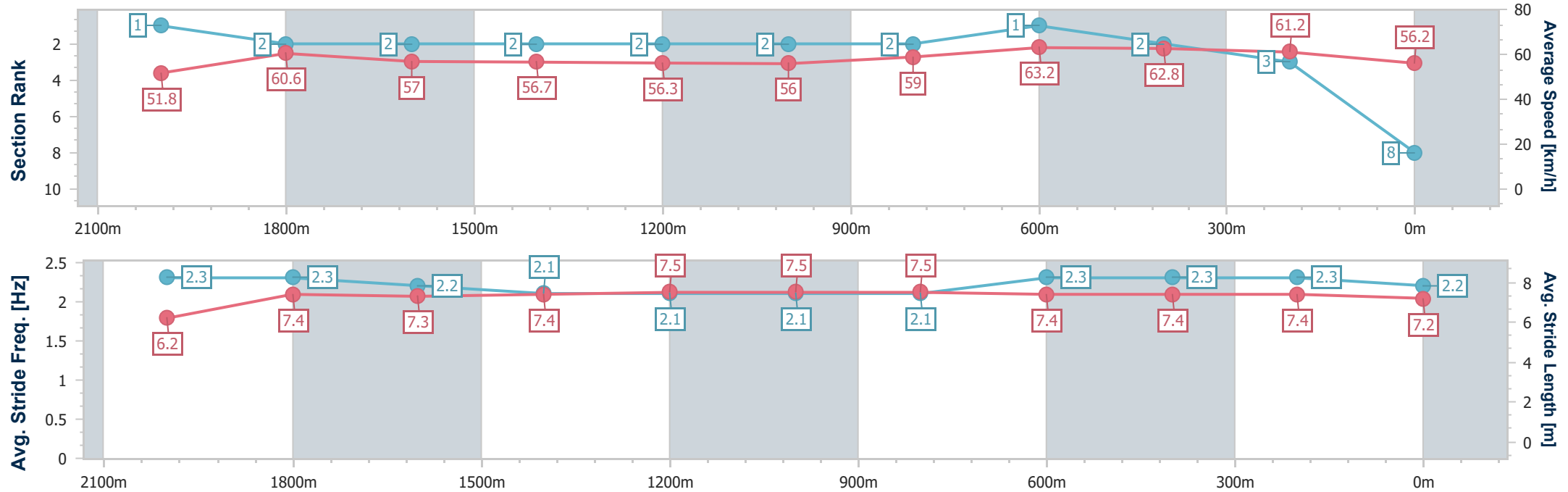
Horse/Jockey Name	Kaluakoi
Final Rank	8
Fastest Section Time (Section)	0:11.50 (800m)
Top Speed [km/h] (Section)	66.4 (Overall)
Race State	Finished



Eagle FarmProfessional
Race 2: SENQ BENCHMARK 78 Handicap - 2200m
13 December 2025 - 12:48
Track Rating: Soft 5, Weather: Fine, Rail Position: +1m Entire Course



Section	Overall	2000m	1800m	1600m	1400m	1200m	1000m	800m	600m	400m	200m		
Section Times	2:17.26 [8] (0:13.93)	2:03.33 [1] (0:11.96)	1:51.37 [2] (0:12.75)	1:38.62 [2] (0:12.83)	1:25.79 [2] (0:12.81)	1:12.98 [2] (0:12.83)	1:00.15 [2] (0:12.39)	0:47.76 [2] (0:11.50)	0:36.26 [1] (0:11.60)	0:24.66 [2] (0:11.78)	0:12.88 [3] (0:12.88)		
Average Speed [km/h]	51.8	60.6	57.0	56.7	56.3	56.0	59.0	63.2	62.8	61.2	56.2		
Top Speed [km/h]	66.4	65.5	58.5	57.4	56.9	56.7	61.8	64.0	64.0	62.0	59.2		
Avg. Dist. to Rail [m]	5.3	1.4	1.8	2.5	2.7	3.0	2.4	1.8	2.5	5.0	6.2		
Avg. Stride Freq. [Hz]	2.3	2.3	2.2	2.1	2.1	2.1	2.1	2.3	2.3	2.3	2.2		
Avg. Stride Length [m]	6.2	7.4	7.3	7.4	7.5	7.5	7.5	7.4	7.4	7.4	7.2		





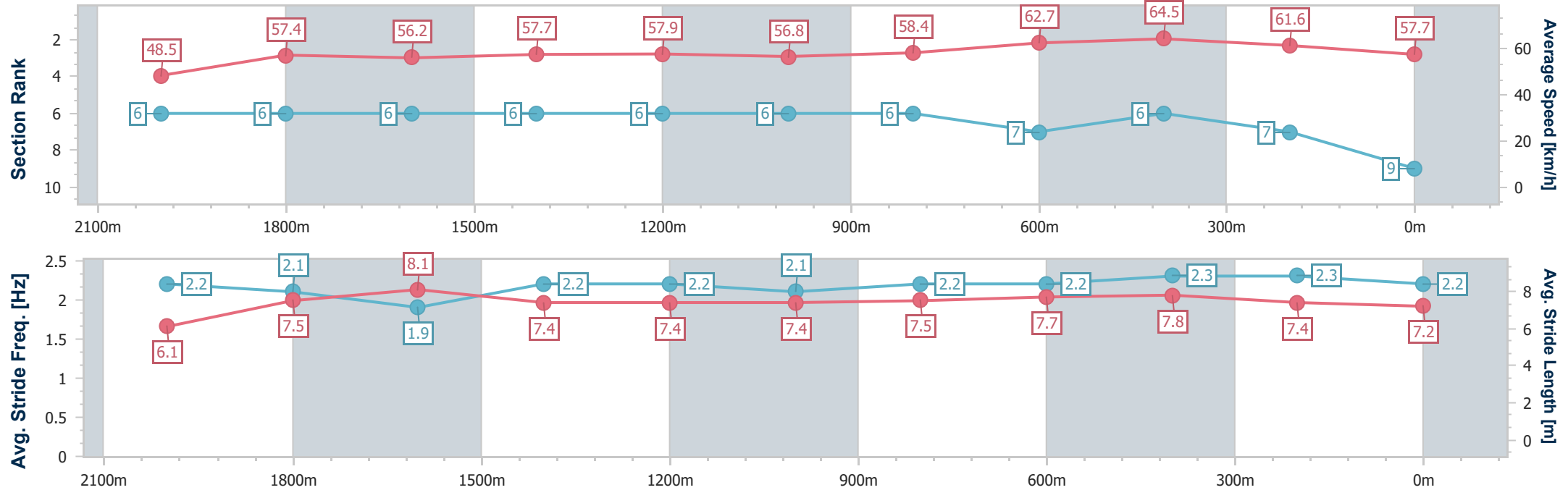
Horse/Jockey Name	Ichiban
Final Rank	9
Fastest Section Time (Section)	0:11.20 (600m)
Top Speed [km/h] (Section)	64.9 (600m)
Race State	Finished



Eagle FarmProfessional
Race 2: SENQ BENCHMARK 78 Handicap - 2200m
13 December 2025 - 12:48
Track Rating: Soft 5, Weather: Fine, Rail Position: +1m Entire Course



Section	Overall	2000m	1800m	1600m	1400m	1200m	1000m	800m	600m	400m	200m		
Section Times	2:17.34 [9] (0:14.86)	2:02.48 [6] (0:12.46)	1:50.02 [6] (0:12.89)	1:37.13 [6] (0:12.56)	1:24.57 [6] (0:12.46)	1:12.11 [6] (0:12.67)	0:59.44 [6] (0:12.50)	0:46.94 [6] (0:11.49)	0:35.45 [7] (0:11.20)	0:24.25 [6] (0:11.67)	0:12.58 [7] (0:12.58)		
Average Speed [km/h]	48.5	57.4	56.2	57.7	57.9	56.8	58.4	62.7	64.5	61.6	57.7		
Top Speed [km/h]	59.4	58.8	57.1	58.8	59.0	57.2	60.7	64.7	64.9	64.8	59.6		
Avg. Dist. to Rail [m]	1.0	1.3	0.5	1.8	2.0	2.9	2.3	0.8	0.6	2.9	5.2		
Avg. Stride Freq. [Hz]	2.2	2.1	1.9	2.2	2.2	2.1	2.2	2.2	2.3	2.3	2.2		
Avg. Stride Length [m]	6.1	7.5	8.1	7.4	7.4	7.4	7.5	7.7	7.8	7.4	7.2		



[] Ranking at each section and finish
- - - - - No data available at this section
NA No data available



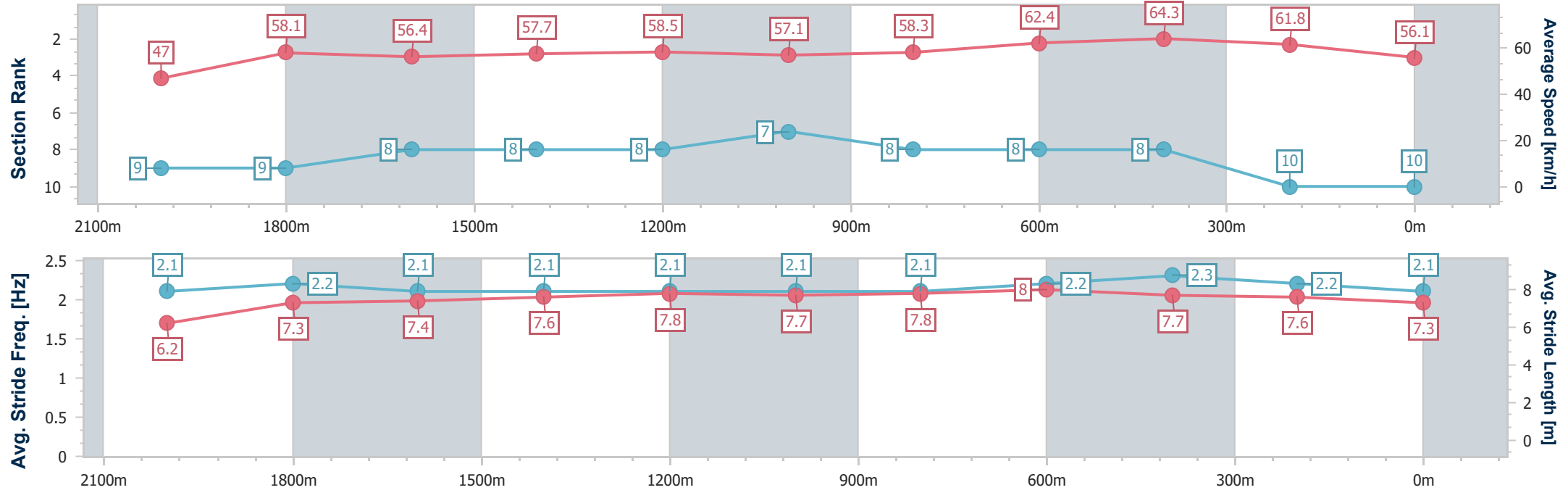
Horse/Jockey Name	Connecticut
Final Rank	10
Fastest Section Time (Section)	0:11.20 (600m)
Top Speed [km/h] (Section)	65.4 (600m)
Race State	Finished



Eagle FarmProfessional
Race 2: SENQ BENCHMARK 78 Handicap - 2200m
13 December 2025 - 12:48
Track Rating: Soft 5, Weather: Fine, Rail Position: +1m Entire Course



Section	Overall	2000m	1800m	1600m	1400m	1200m	1000m	800m	600m	400m	200m		
Section Times	2:17.84 [10] (0:15.35)	2:02.49 [9] (0:12.31)	1:50.18 [9] (0:12.83)	1:37.35 [8] (0:12.55)	1:24.80 [8] (0:12.36)	1:12.44 [8] (0:12.63)	0:59.81 [7] (0:12.48)	0:47.33 [8] (0:11.58)	0:35.75 [8] (0:11.20)	0:24.55 [8] (0:11.70)	0:12.85 [10] (0:12.85)		
Average Speed [km/h]	47.0	58.1	56.4	57.7	58.5	57.1	58.3	62.4	64.3	61.8	56.1		
Top Speed [km/h]	59.1	59.2	57.4	58.4	59.2	57.3	61.1	64.2	65.4	63.9	59.4		
Avg. Dist. to Rail [m]	2.0	0.7	0.7	1.6	1.9	2.8	2.5	1.0	0.3	2.4	4.9		
Avg. Stride Freq. [Hz]	2.1	2.2	2.1	2.1	2.1	2.1	2.1	2.2	2.3	2.2	2.1		
Avg. Stride Length [m]	6.2	7.3	7.4	7.6	7.8	7.7	7.8	8.0	7.7	7.6	7.3		



[] Ranking at each section and finish
-.-.- No data available at this section
NA No data available



Eagle Farm Professional
Race 3: WIDDEN'S JACQUINOT FIRST YEARLINGS 2026 QTIS Two-Year-Old Handicap - 1000m
13 December 2025 - 13:24



Track Rating: Soft 5, Weather: Fine, Rail Position: +1m Entire Course

Section		Overall				800m	600m	400m	200m	Last 600m		
Field Times		0:57.92				0:44.83	0:34.15	0:23.46	0:12.10	0:34.15		
		(0:13.09)				(0:10.68)	(0:10.69)	(0:11.36)	(0:12.10)			
Rank	TAB Horse/Jockey	Barrier	Top Speed [km/h]	Fastest Section					Margin		Distance Travelled [m]	
1	6 DREAM ROCA	3	70.8	0:10.65	0:57.92 [1]	0:44.53 [3]	0:33.88 [4]	0:23.11 [3]	0:12.10 [1]	0:57.92	0:33.88	
	Ben Thompson		Overall	800m	(0:13.39)	(0:10.65)	(0:10.77)	(0:11.01)	(0:12.10)			
2	4 STAR OF JAMAICA	1	71.5	0:10.67	0:58.26 [2]	0:44.95 [2]	0:34.28 [3]	0:23.52 [2]	0:12.36 [2]	2.05L	0:34.28	+4
	Justin Huxtable		Overall	800m	(0:13.31)	(0:10.67)	(0:10.76)	(0:11.16)	(0:12.36)			
3	7 ONE DAY AT A TIME	5	69.9	0:10.51	0:58.71 [3]	0:44.88 [6]	0:34.37 [6]	0:23.69 [5]	0:12.53 [4]	4.69L	0:34.37	-6
	Ryan Maloney		800m	800m	(0:13.83)	(0:10.51)	(0:10.68)	(0:11.16)	(0:12.53)			
4	9 I'LL TELL YOU ANYTIME	6	68.6	0:10.68	0:58.96 [4]	0:45.87 [1]	0:35.19 [1]	0:24.50 [1]	0:13.02 [3]	6.12L	0:35.19	-4
	Emily Lang		800m	800m	(0:13.09)	(0:10.68)	(0:10.69)	(0:11.48)	(0:13.02)			
5	5 TOSEN SABI	4	70.2	0:10.68	0:59.14 [5]	0:45.74 [4]	0:35.06 [5]	0:24.05 [6]	0:12.83 [5]	7.2L	0:35.06	+2
	Mark Du Plessis		Overall	800m	(0:13.40)	(0:10.68)	(0:11.01)	(0:11.22)	(0:12.83)			
6	1 RAROTONGA	7	70.7	0:10.48	0:59.21 [6]	0:45.29 [7]	0:34.81 [7]	0:23.96 [7]	0:12.71 [6]	7.6L	0:34.81	-2
	Daniel Moor		800m	800m	(0:13.92)	(0:10.48)	(0:10.85)	(0:11.25)	(0:12.71)			
7	8 EVANTA	2	69.5	0:10.42	0:59.25 [7]	0:45.78 [5]	0:35.36 [2]	0:24.40 [4]	0:12.74 [7]	7.85L	0:35.36	-7
	Kyle Wilson-Taylor		800m	800m	(0:13.47)	(0:10.42)	(0:10.96)	(0:11.66)	(0:12.74)			

Scratched: Blocker (#2), Win Star (#10), Monarchal (#3)



Horse/Jockey Name	Dream Roca
Final Rank	1
Fastest Section Time (Section)	0:10.65 (800m)
Top Speed [km/h] (Section)	70.8 (Overall)
Race State	Finished

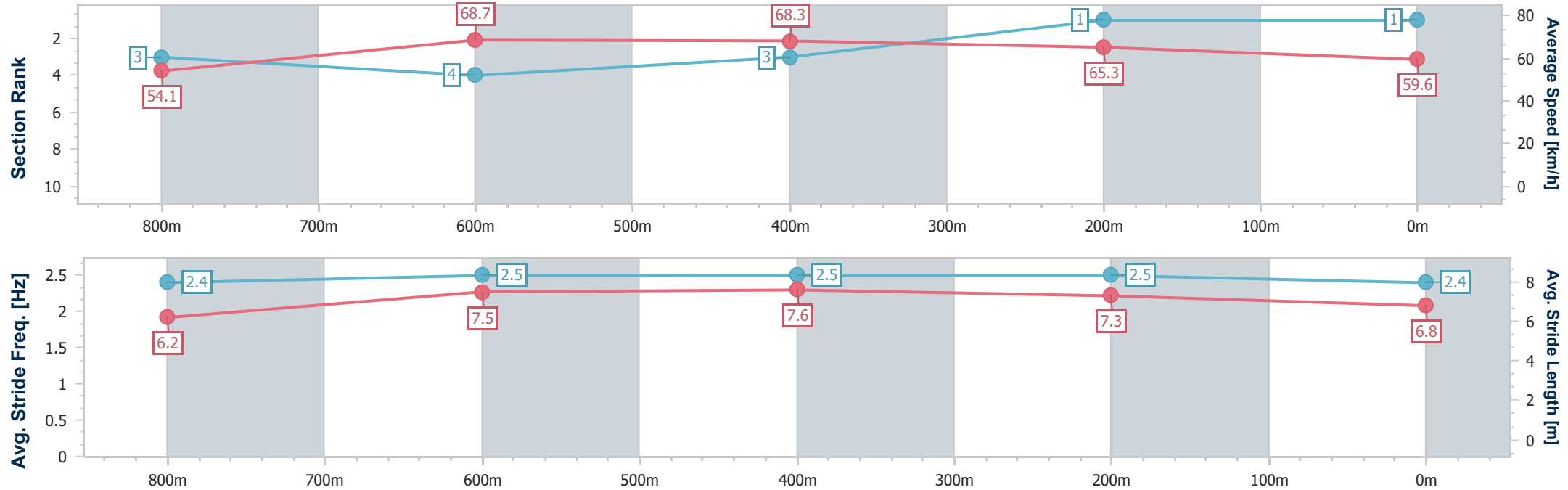


Eagle FarmProfessional
Race 3: WIDDEN'S JACQUINOT FIRST YEARLINGS 2026 QTIS
Two-Year-Old Handicap - 1000m
13 December 2025 - 13:24
Track Rating: Soft 5, Weather: Fine, Rail Position: +1m Entire Course



BRISBANE
RACING CLUB

Section	Overall	800m	600m	400m	200m										
Section Times	0:57.92 [1] (0:13.39)	0:44.53 [3] (0:10.65)	0:33.88 [4] (0:10.77)	0:23.11 [3] (0:11.01)	0:12.10 [1] (0:12.10)										
Average Speed [km/h]	54.1	68.7	68.3	65.3	59.6										
Top Speed [km/h]	70.8	70.1	68.5	68.1	62.8										
Avg. Dist. to Rail [m]	5.3	3.4	3.7	4.1	4.7										
Avg. Stride Freq. [Hz]	2.4	2.5	2.5	2.5	2.4										
Avg. Stride Length [m]	6.2	7.5	7.6	7.3	6.8										



[] Ranking at each section and finish
- - - - No data available at this section
NA No data available



Horse/Jockey Name	Star Of Jamaica
Final Rank	2
Fastest Section Time (Section)	0:10.67 (800m)
Top Speed [km/h] (Section)	71.5 (Overall)
Race State	Finished

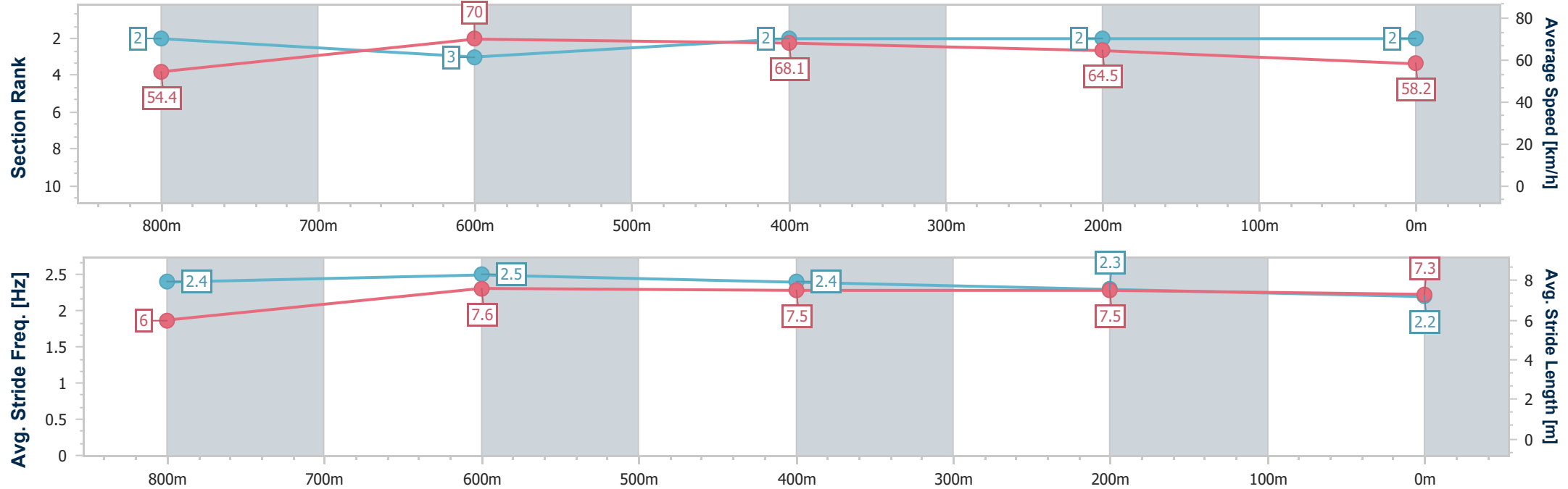


Eagle FarmProfessional
Race 3: WIDDEN'S JACQUINOT FIRST YEARLINGS 2026 QTIS
Two-Year-Old Handicap - 1000m
13 December 2025 - 13:24
Track Rating: Soft 5, Weather: Fine, Rail Position: +1m Entire
Course



BRISBANE
RACING CLUB

Section	Overall	800m	600m	400m	200m										
Section Times	0:58.26 [2] (0:13.31)	0:44.95 [2] (0:10.67)	0:34.28 [3] (0:10.76)	0:23.52 [2] (0:11.16)	0:12.36 [2] (0:12.36)										
Average Speed [km/h]	54.4	70.0	68.1	64.5	58.2										
Top Speed [km/h]	71.5	71.5	68.8	66.6	61.8										
Avg. Dist. to Rail [m]	3.7	7.3	3.1	2.2	4.0										
Avg. Stride Freq. [Hz]	2.4	2.5	2.4	2.3	2.2										
Avg. Stride Length [m]	6.0	7.6	7.5	7.5	7.3										



[] Ranking at each section and finish
-.-.- No data available at this section
NA No data available



Horse/Jockey Name	One Day At A Time
Final Rank	3
Fastest Section Time (Section)	0:10.51 (800m)
Top Speed [km/h] (Section)	69.9 (800m)
Race State	Finished

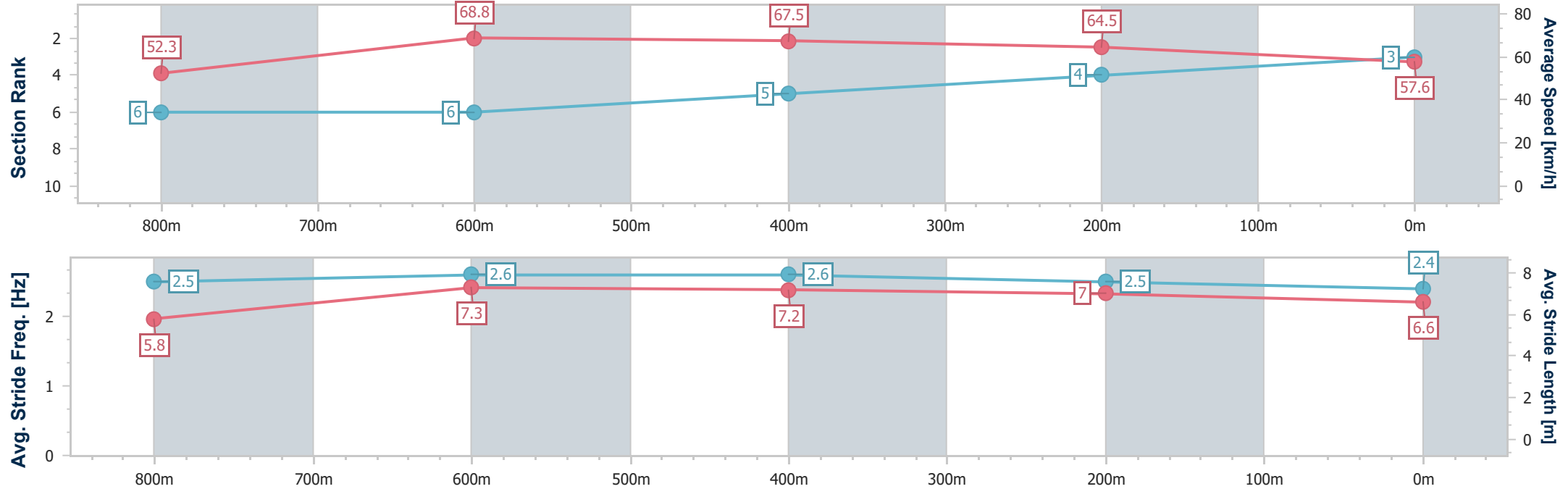


Eagle FarmProfessional
Race 3: WIDDEN'S JACQUINOT FIRST YEARLINGS 2026 QTIS
Two-Year-Old Handicap - 1000m
13 December 2025 - 13:24
Track Rating: Soft 5, Weather: Fine, Rail Position: +1m Entire
Course



BRISBANE
RACING CLUB

Section	Overall	800m	600m	400m	200m										
Section Times	0:58.71 [3] (0:13.83)	0:44.88 [6] (0:10.51)	0:34.37 [6] (0:10.68)	0:23.69 [5] (0:11.16)	0:12.53 [4] (0:12.53)										
Average Speed [km/h]	52.3	68.8	67.5	64.5	57.6										
Top Speed [km/h]	68.5	69.9	68.6	67.9	61.0										
Avg. Dist. to Rail [m]	5.6	0.4	1.0	5.0	5.7										
Avg. Stride Freq. [Hz]	2.5	2.6	2.6	2.5	2.4										
Avg. Stride Length [m]	5.8	7.3	7.2	7.0	6.6										



[] Ranking at each section and finish
-.-.- No data available at this section
NA No data available



Horse/Jockey Name	I'lltellyouanytime
Final Rank	4
Fastest Section Time (Section)	0:10.68 (800m)
Top Speed [km/h] (Section)	68.6 (800m)
Race State	Finished

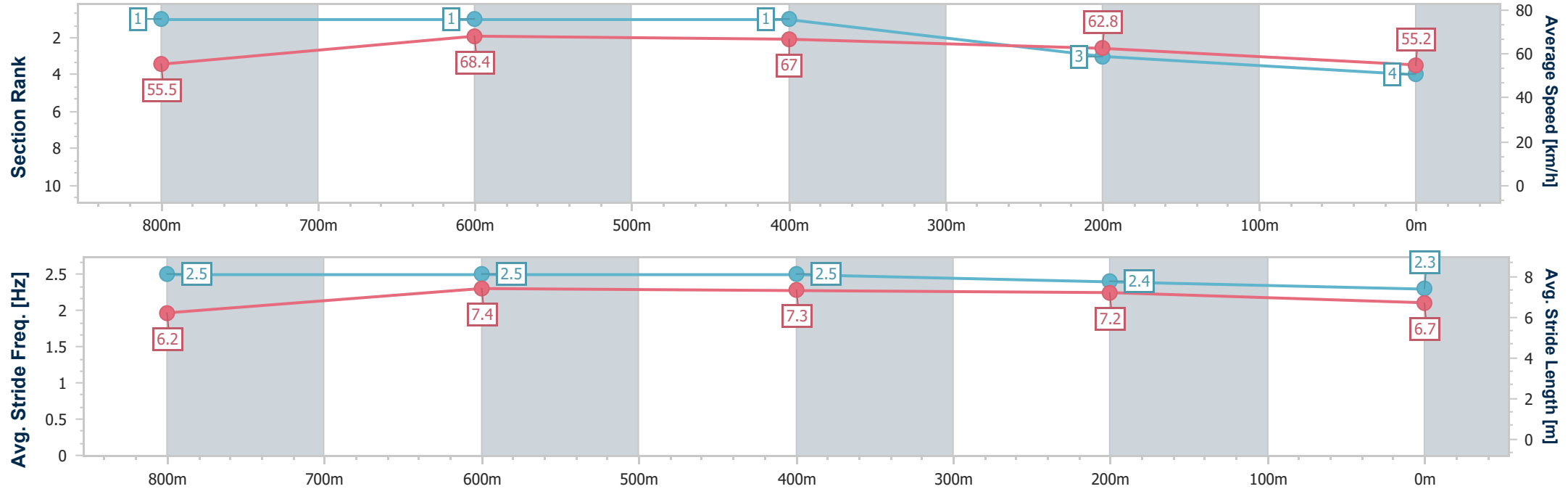


Eagle FarmProfessional
Race 3: WIDDEN'S JACQUINOT FIRST YEARLINGS 2026 QTIS
Two-Year-Old Handicap - 1000m
13 December 2025 - 13:24
Track Rating: Soft 5, Weather: Fine, Rail Position: +1m Entire Course



BRISBANE
RACING CLUB

Section	Overall	800m	600m	400m	200m										
Section Times	0:58.96 [4] (0:13.09)	0:45.87 [1] (0:10.68)	0:35.19 [1] (0:10.69)	0:24.50 [1] (0:11.48)	0:13.02 [3] (0:13.02)										
Average Speed [km/h]	55.5	68.4	67.0	62.8	55.2										
Top Speed [km/h]	68.6	68.6	67.2	65.1	59.5										
Avg. Dist. to Rail [m]	7.3	3.3	1.5	2.7	1.3										
Avg. Stride Freq. [Hz]	2.5	2.5	2.5	2.4	2.3										
Avg. Stride Length [m]	6.2	7.4	7.3	7.2	6.7										



[] Ranking at each section and finish
-.-.- No data available at this section
NA No data available



Horse/Jockey Name	Tosen Sabi
Final Rank	5
Fastest Section Time (Section)	0:10.68 (800m)
Top Speed [km/h] (Section)	70.2 (Overall)
Race State	Finished

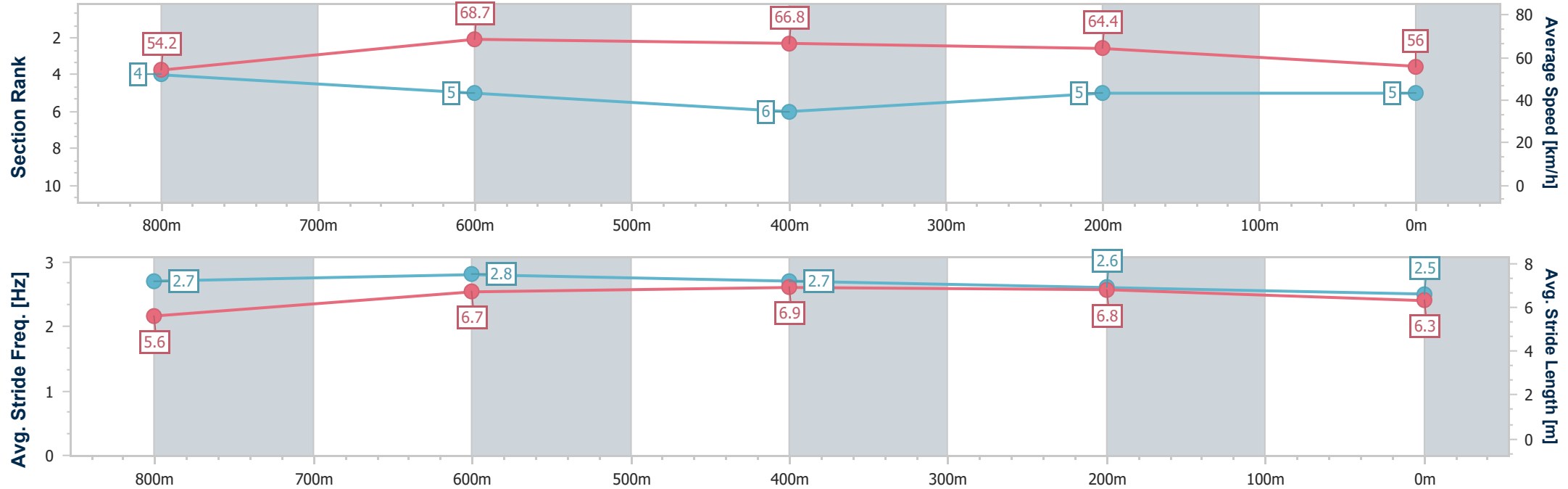


Eagle FarmProfessional
Race 3: WIDDEN'S JACQUINOT FIRST YEARLINGS 2026 QTIS
Two-Year-Old Handicap - 1000m
13 December 2025 - 13:24
Track Rating: Soft 5, Weather: Fine, Rail Position: +1m Entire Course



BRISBANE
RACING CLUB

Section	Overall	800m	600m	400m	200m									
Section Times	0:59.14 [5] (0:13.40)	0:45.74 [4] (0:10.68)	0:35.06 [5] (0:11.01)	0:24.05 [6] (0:11.22)	0:12.83 [5] (0:12.83)									
Average Speed [km/h]	54.2	68.7	66.8	64.4	56.0									
Top Speed [km/h]	70.2	70.1	68.8	68.7	59.4									
Avg. Dist. to Rail [m]	4.4	4.9	4.5	7.4	4.8									
Avg. Stride Freq. [Hz]	2.7	2.8	2.7	2.6	2.5									
Avg. Stride Length [m]	5.6	6.7	6.9	6.8	6.3									



[] Ranking at each section and finish
- - - - No data available at this section
NA No data available



Horse/Jockey Name	Rarotonga
Final Rank	6
Fastest Section Time (Section)	0:10.48 (800m)
Top Speed [km/h] (Section)	70.7 (800m)
Race State	Finished

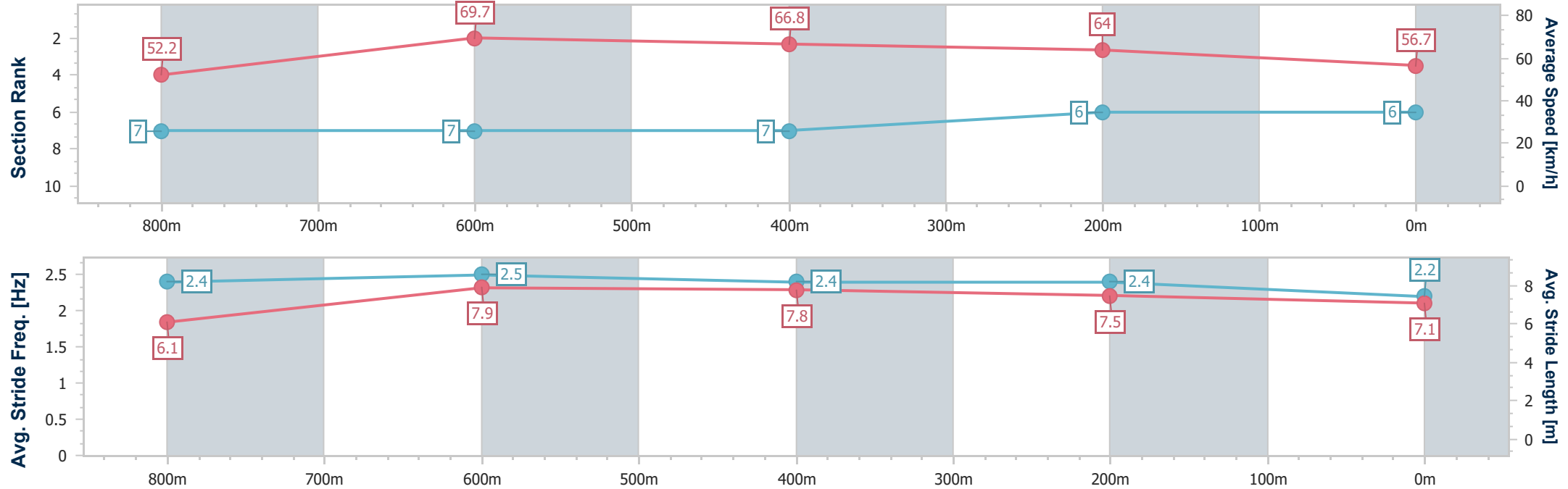


Eagle FarmProfessional
Race 3: WIDDEN'S JACQUINOT FIRST YEARLINGS 2026 QTIS
Two-Year-Old Handicap - 1000m
13 December 2025 - 13:24
Track Rating: Soft 5, Weather: Fine, Rail Position: +1m Entire Course



BRISBANE
RACING CLUB

Section	Overall	800m	600m	400m	200m										
Section Times	0:59.21 [6] (0:13.92)	0:45.29 [7] (0:10.48)	0:34.81 [7] (0:10.85)	0:23.96 [7] (0:11.25)	0:12.71 [6] (0:12.71)										
Average Speed [km/h]	52.2	69.7	66.8	64.0	56.7										
Top Speed [km/h]	69.7	70.7	68.5	66.8	60.8										
Avg. Dist. to Rail [m]	7.4	2.9	1.4	1.0	2.7										
Avg. Stride Freq. [Hz]	2.4	2.5	2.4	2.4	2.2										
Avg. Stride Length [m]	6.1	7.9	7.8	7.5	7.1										





Horse/Jockey Name	Evanta
Final Rank	7
Fastest Section Time (Section)	0:10.42 (800m)
Top Speed [km/h] (Section)	69.5 (800m)
Race State	Finished

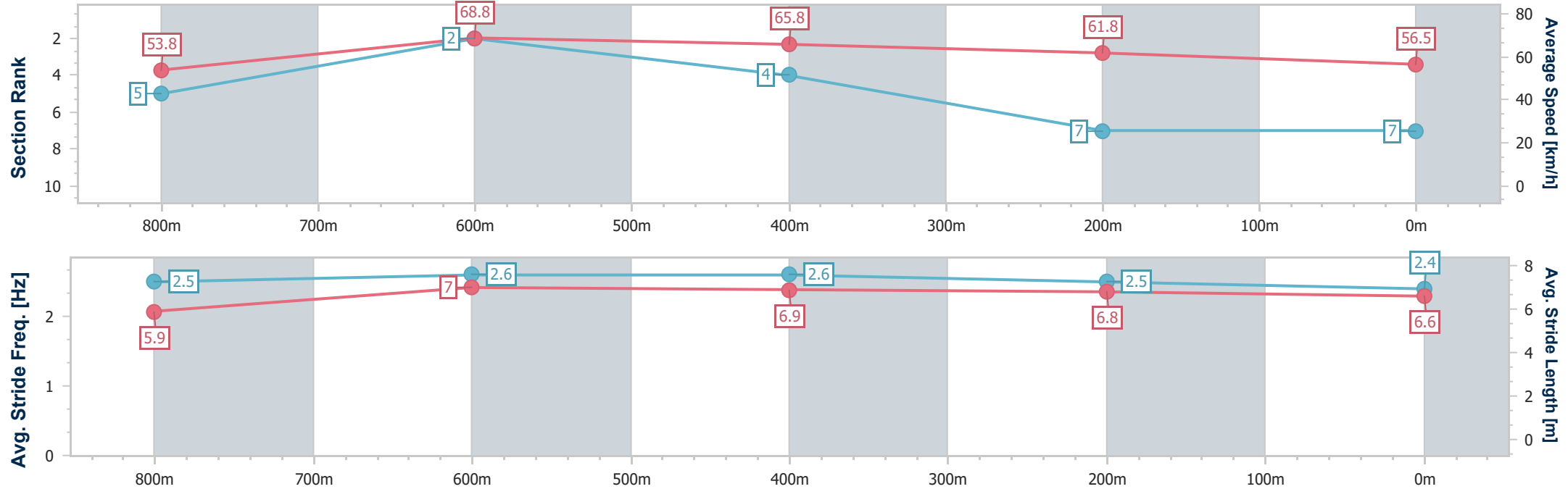


Eagle FarmProfessional
Race 3: WIDDEN'S JACQUINOT FIRST YEARLINGS 2026 QTIS
Two-Year-Old Handicap - 1000m
13 December 2025 - 13:24
Track Rating: Soft 5, Weather: Fine, Rail Position: +1m Entire Course



BRISBANE
RACING CLUB

Section	Overall	800m	600m	400m	200m									
Section Times	0:59.25 [7] (0:13.47)	0:45.78 [5] (0:10.42)	0:35.36 [2] (0:10.96)	0:24.40 [4] (0:11.66)	0:12.74 [7] (0:12.74)									
Average Speed [km/h]	53.8	68.8	65.8	61.8	56.5									
Top Speed [km/h]	69.1	69.5	66.4	64.4	59.9									
Avg. Dist. to Rail [m]	3.3	0.5	1.0	5.3	7.4									
Avg. Stride Freq. [Hz]	2.5	2.6	2.6	2.5	2.4									
Avg. Stride Length [m]	5.9	7.0	6.9	6.8	6.6									





Eagle Farm Professional

Race 4: MAGIC MILLIONS BENCHMARK 70 Handicap - 1000m

13 December 2025 - 13:59



BRISBANE
RACING CLUB

Track Rating: Soft 5, Weather: Fine, Rail Position: +1m Entire Course

Section						Overall	800m	600m	400m	200m			Last 600m
Field Times						0:56.83 (0:13.10)	0:43.73 (0:10.58)	0:33.15 (0:10.67)	0:22.48 (0:10.69)	0:11.79 (0:11.79)			0:33.15
Rank	TAB	Horse/Jockey	Barrier	Top Speed [km/h]	Fastest Section							Margin	Distance Travelled [m]
1	10	YOYO YEEZY	2	70.2	0:10.58	0:56.83 [1]	0:43.73 [1]	0:33.15 [1]	0:22.41 [2]	0:11.79 [1]	0:56.83	0:33.15	
		Damien Thornton		Overall	800m	(0:13.10)	(0:10.58)	(0:10.74)	(0:10.62)	(0:11.79)			
2	8	SCRIPTED	4	70.4	0:10.47	0:56.93 [2]	0:43.28 [7]	0:32.81 [7]	0:22.06 [7]	0:11.36 [6]	0.55L	0:32.81	+4
		Andrew Mallyon		800m	800m	(0:13.65)	(0:10.47)	(0:10.75)	(0:10.70)	(0:11.36)			
3	5	BENZOU	8	71.7	0:10.36	0:57.30 [3]	0:43.60 [8]	0:33.24 [6]	0:22.60 [5]	0:11.92 [3]	2.76L	0:33.24	+4
		Cejay Graham		800m	800m	(0:13.70)	(0:10.36)	(0:10.64)	(0:10.68)	(0:11.92)			
4	7	BARBERRY SPUR	1	68.7	0:10.66	0:57.33 [4]	0:44.03 [3]	0:33.37 [5]	0:22.66 [4]	0:11.80 [5]	2.89L	0:33.37	+0
		Adin Thompson		800m	800m	(0:13.30)	(0:10.66)	(0:10.71)	(0:10.86)	(0:11.80)			
5	6	MOULIN MISS	5	70.1	0:10.53	0:57.69 [5]	0:44.44 [2]	0:33.91 [3]	0:23.06 [3]	0:12.28 [4]	5.01L	0:33.91	+2
		Angela Jones		800m	800m	(0:13.25)	(0:10.53)	(0:10.85)	(0:10.78)	(0:12.28)			
6	1	RUSSIAN MINT	6	70.2	0:10.54	0:57.72 [6]	0:44.33 [5]	0:33.79 [4]	0:22.92 [6]	0:12.07 [7]	5.24L	0:33.79	+5
		Justin Huxtable		Overall	800m	(0:13.39)	(0:10.54)	(0:10.87)	(0:10.85)	(0:12.07)			
7	4	CUSTO	7	70.8	0:10.36	0:57.76 [7]	0:44.43 [4]	0:34.07 [2]	0:23.41 [1]	0:12.47 [2]	5.43L	0:34.07	+4
		Jag Guthmann-Chester		Overall	800m	(0:13.33)	(0:10.36)	(0:10.66)	(0:10.94)	(0:12.47)			
8	2	HEARTS ARE BETTER	3	69.1	0:10.74	0:58.13 [8]	0:44.74 [6]	0:34.00 [8]	0:23.25 [8]	0:12.23 [8]	7.61L	0:34.00	+1
		Jai Williams		Overall	800m	(0:13.39)	(0:10.74)	(0:10.75)	(0:11.02)	(0:12.23)			

Scratched: Kilonova (#11), Oohlalouvre (#12), Vegas Raider (#13), Silk Sonic (#14), Alloutatime (#3), Miss Personality (#9)



Horse/Jockey Name	Yoyo Yeezy
Final Rank	1
Fastest Section Time (Section)	0:10.58 (800m)
Top Speed [km/h] (Section)	70.2 (Overall)
Race State	Finished

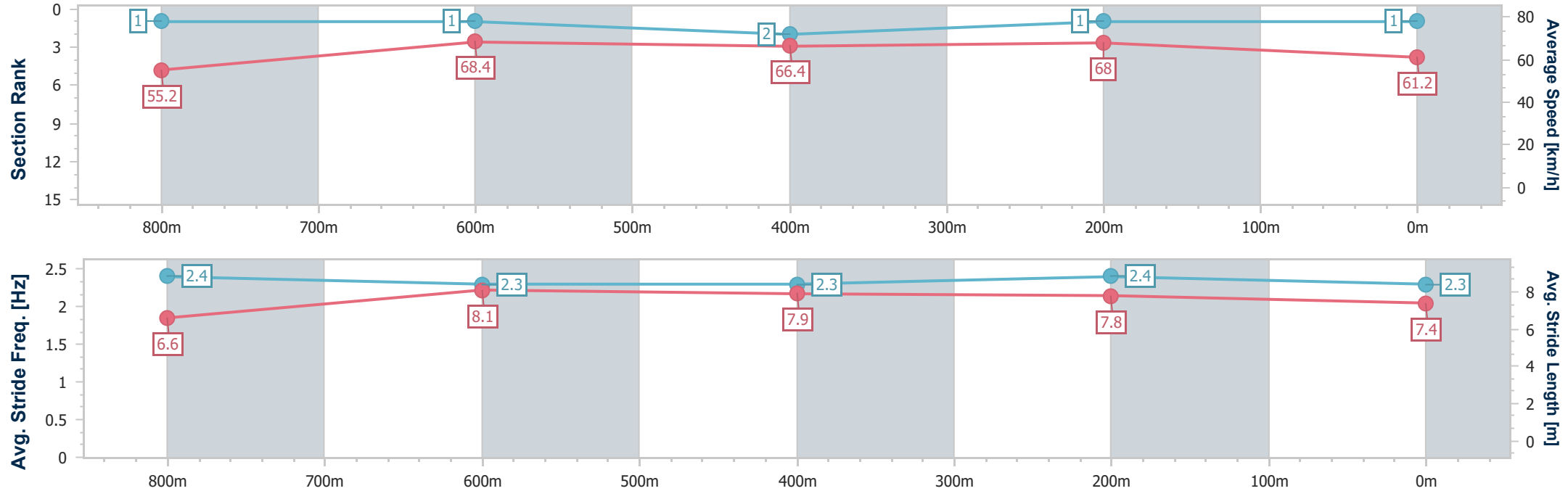


Eagle FarmProfessional
Race 4: MAGIC MILLIONS BENCHMARK 70 Handicap - 1000m
13 December 2025 - 13:59
Track Rating: Soft 5, Weather: Fine, Rail Position: +1m Entire Course



BRISBANE
RACING CLUB

Section	Overall	800m	600m	400m	200m									
Section Times	0:56.83 [1] (0:13.10)	0:43.73 [1] (0:10.58)	0:33.15 [1] (0:10.74)	0:22.41 [2] (0:10.62)	0:11.79 [1] (0:11.79)									
Average Speed [km/h]	55.2	68.4	66.4	68.0	61.2									
Top Speed [km/h]	70.2	70.0	68.8	69.4	65.7									
Avg. Dist. to Rail [m]	5.2	1.1	1.2	0.3	3.5									
Avg. Stride Freq. [Hz]	2.4	2.3	2.3	2.4	2.3									
Avg. Stride Length [m]	6.6	8.1	7.9	7.8	7.4									



[] Ranking at each section and finish
-.-.- No data available at this section
NA No data available



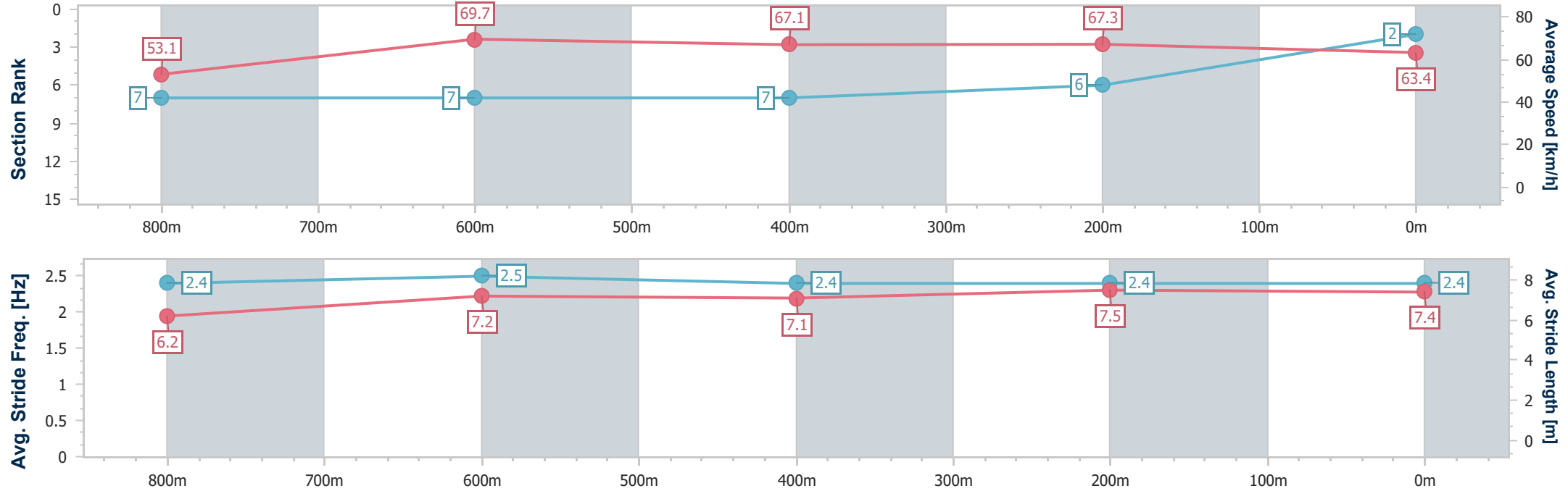
Horse/Jockey Name	Scripted
Final Rank	2
Fastest Section Time (Section)	0:10.47 (800m)
Top Speed [km/h] (Section)	70.4 (800m)
Race State	Finished



Eagle FarmProfessional
Race 4: MAGIC MILLIONS BENCHMARK 70 Handicap - 1000m
13 December 2025 - 13:59
Track Rating: Soft 5, Weather: Fine, Rail Position: +1m Entire Course



Section	Overall	800m	600m	400m	200m										
Section Times	0:56.93 [2] (0:13.65)	0:43.28 [7] (0:10.47)	0:32.81 [7] (0:10.75)	0:22.06 [7] (0:10.70)	0:11.36 [6] (0:11.36)										
Average Speed [km/h]	53.1	69.7	67.1	67.3	63.4										
Top Speed [km/h]	70.1	70.4	67.6	68.1	66.0										
Avg. Dist. to Rail [m]	6.3	2.7	0.8	4.9	6.9										
Avg. Stride Freq. [Hz]	2.4	2.5	2.4	2.4	2.4										
Avg. Stride Length [m]	6.2	7.2	7.1	7.5	7.4										



[] Ranking at each section and finish
-.-.- No data available at this section
NA No data available



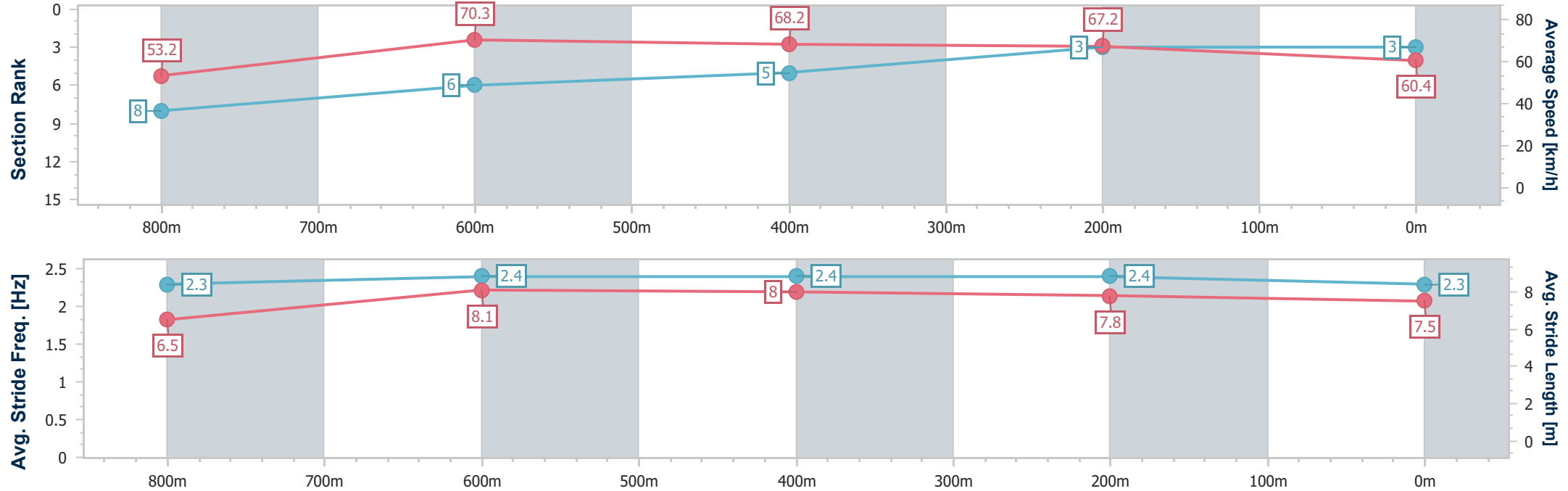
Horse/Jockey Name	Benzou
Final Rank	3
Fastest Section Time (Section)	0:10.36 (800m)
Top Speed [km/h] (Section)	71.7 (800m)
Race State	Finished



Eagle FarmProfessional
Race 4: MAGIC MILLIONS BENCHMARK 70 Handicap - 1000m
13 December 2025 - 13:59
Track Rating: Soft 5, Weather: Fine, Rail Position: +1m Entire Course



Section	Overall	800m	600m	400m	200m										
Section Times	0:57.30 [3] (0:13.70)	0:43.60 [8] (0:10.36)	0:33.24 [6] (0:10.64)	0:22.60 [5] (0:10.68)	0:11.92 [3] (0:11.92)										
Average Speed [km/h]	53.2	70.3	68.2	67.2	60.4										
Top Speed [km/h]	71.5	71.7	69.1	69.0	64.7										
Avg. Dist. to Rail [m]	9.1	2.0	1.6	5.7	7.0										
Avg. Stride Freq. [Hz]	2.3	2.4	2.4	2.4	2.3										
Avg. Stride Length [m]	6.5	8.1	8.0	7.8	7.5										



[] Ranking at each section and finish
-.-.- No data available at this section
NA No data available



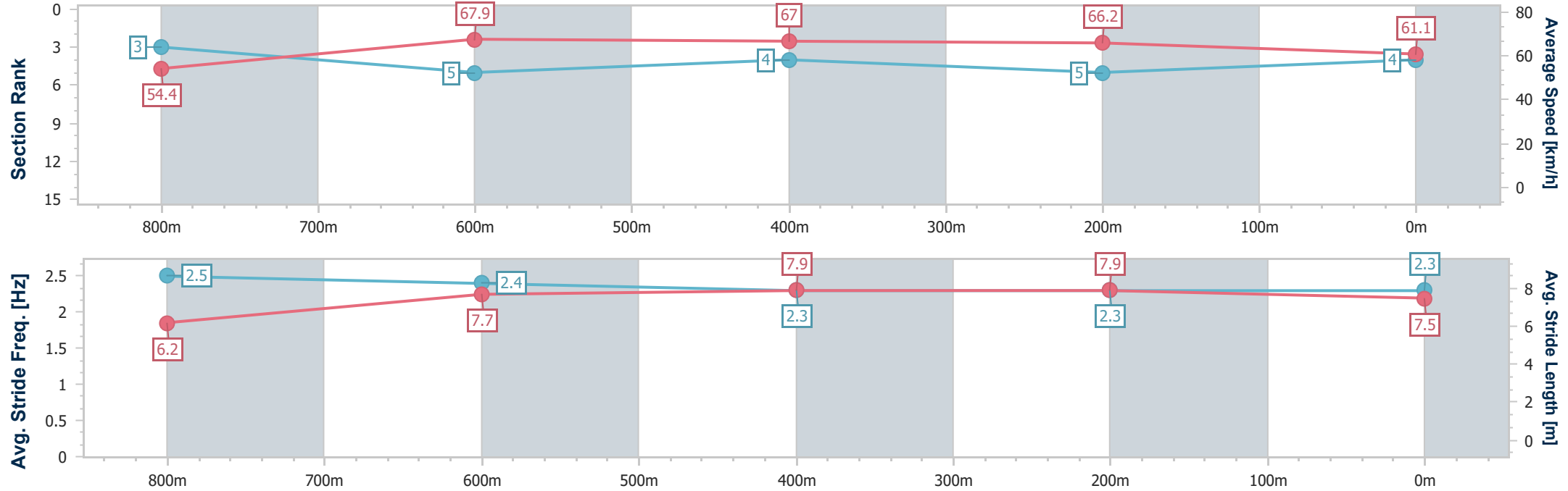
Horse/Jockey Name	Barberry Spur
Final Rank	4
Fastest Section Time (Section)	0:10.66 (800m)
Top Speed [km/h] (Section)	68.7 (800m)
Race State	Finished



Eagle FarmProfessional
Race 4: MAGIC MILLIONS BENCHMARK 70 Handicap - 1000m
13 December 2025 - 13:59
Track Rating: Soft 5, Weather: Fine, Rail Position: +1m Entire Course



Section	Overall	800m	600m	400m	200m										
Section Times	0:57.33 [4] (0:13.30)	0:44.03 [3] (0:10.66)	0:33.37 [5] (0:10.71)	0:22.66 [4] (0:10.86)	0:11.80 [5] (0:11.80)										
Average Speed [km/h]	54.4	67.9	67.0	66.2	61.1										
Top Speed [km/h]	68.5	68.7	67.5	67.4	64.7										
Avg. Dist. to Rail [m]	3.9	1.5	1.4	1.3	1.2										
Avg. Stride Freq. [Hz]	2.5	2.4	2.3	2.3	2.3										
Avg. Stride Length [m]	6.2	7.7	7.9	7.9	7.5										



[] Ranking at each section and finish
-.-.- No data available at this section
NA No data available



Horse/Jockey Name	Moulin Miss
Final Rank	5
Fastest Section Time (Section)	0:10.53 (800m)
Top Speed [km/h] (Section)	70.1 (800m)
Race State	Finished

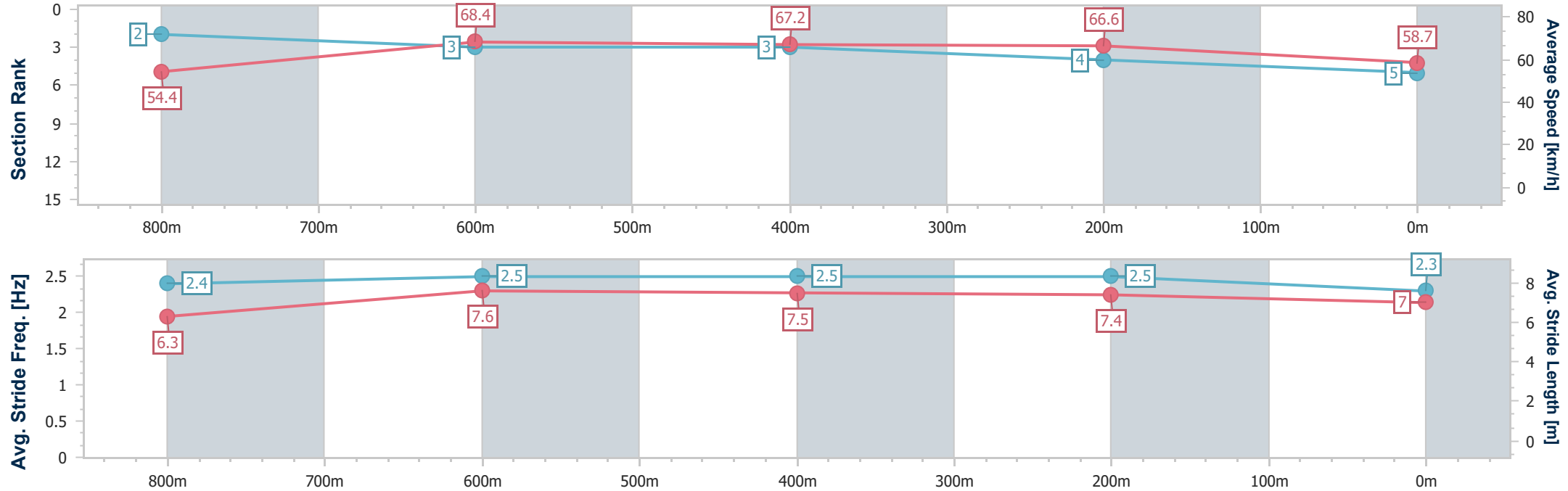


Eagle FarmProfessional
Race 4: MAGIC MILLIONS BENCHMARK 70 Handicap - 1000m
13 December 2025 - 13:59
Track Rating: Soft 5, Weather: Fine, Rail Position: +1m Entire Course



BRISBANE
RACING CLUB

Section	Overall	800m	600m	400m	200m										
Section Times	0:57.69 [5] (0:13.25)	0:44.44 [2] (0:10.53)	0:33.91 [3] (0:10.85)	0:23.06 [3] (0:10.78)	0:12.28 [4] (0:12.28)										
Average Speed [km/h]	54.4	68.4	67.2	66.6	58.7										
Top Speed [km/h]	70.1	70.1	68.9	69.1	63.6										
Avg. Dist. to Rail [m]	5.9	0.5	2.0	4.4	6.4										
Avg. Stride Freq. [Hz]	2.4	2.5	2.5	2.5	2.3										
Avg. Stride Length [m]	6.3	7.6	7.5	7.4	7.0										



[] Ranking at each section and finish
-.-.- No data available at this section
NA No data available



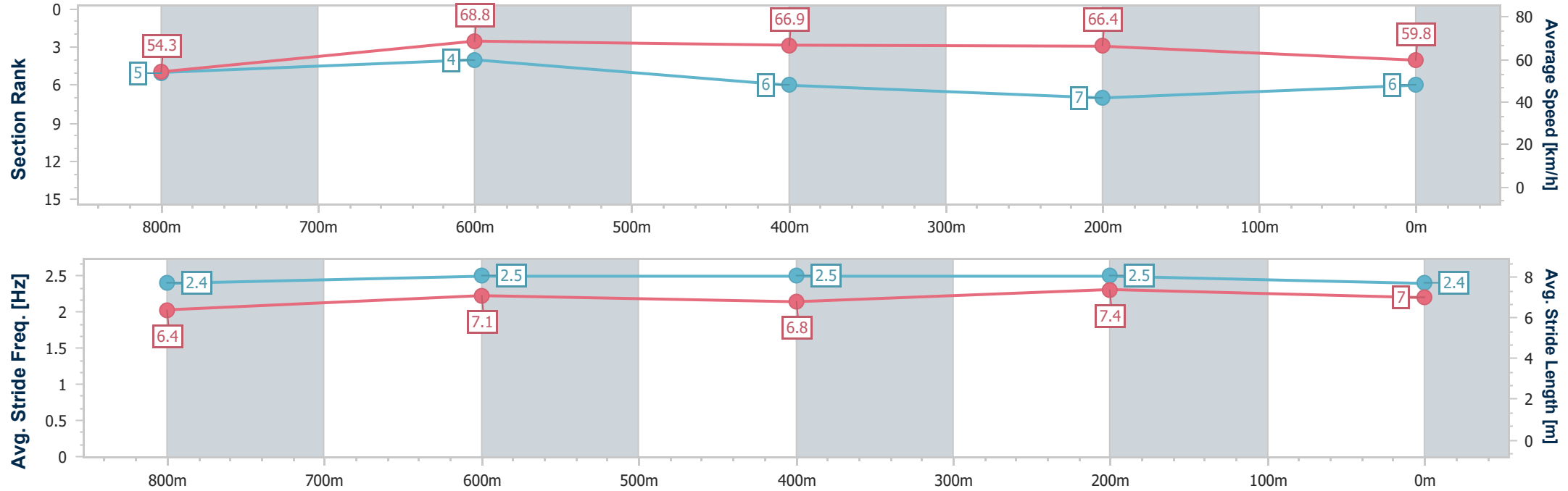
Horse/Jockey Name	Russian Mint
Final Rank	6
Fastest Section Time (Section)	0:10.54 (800m)
Top Speed [km/h] (Section)	70.2 (Overall)
Race State	Finished



Eagle FarmProfessional
Race 4: MAGIC MILLIONS BENCHMARK 70 Handicap - 1000m
13 December 2025 - 13:59
Track Rating: Soft 5, Weather: Fine, Rail Position: +1m Entire Course



Section	Overall	800m	600m	400m	200m														
Section Times	0:57.72 [6] (0:13.39)	0:44.33 [5] (0:10.54)	0:33.79 [4] (0:10.87)	0:22.92 [6] (0:10.85)	0:12.07 [7] (0:12.07)														
Average Speed [km/h]	54.3	68.8	66.9	66.4	59.8														
Top Speed [km/h]	70.2	69.9	67.6	67.7	63.7														
Avg. Dist. to Rail [m]	7.1	2.4	2.0	4.3	4.3														
Avg. Stride Freq. [Hz]	2.4	2.5	2.5	2.5	2.4														
Avg. Stride Length [m]	6.4	7.1	6.8	7.4	7.0														





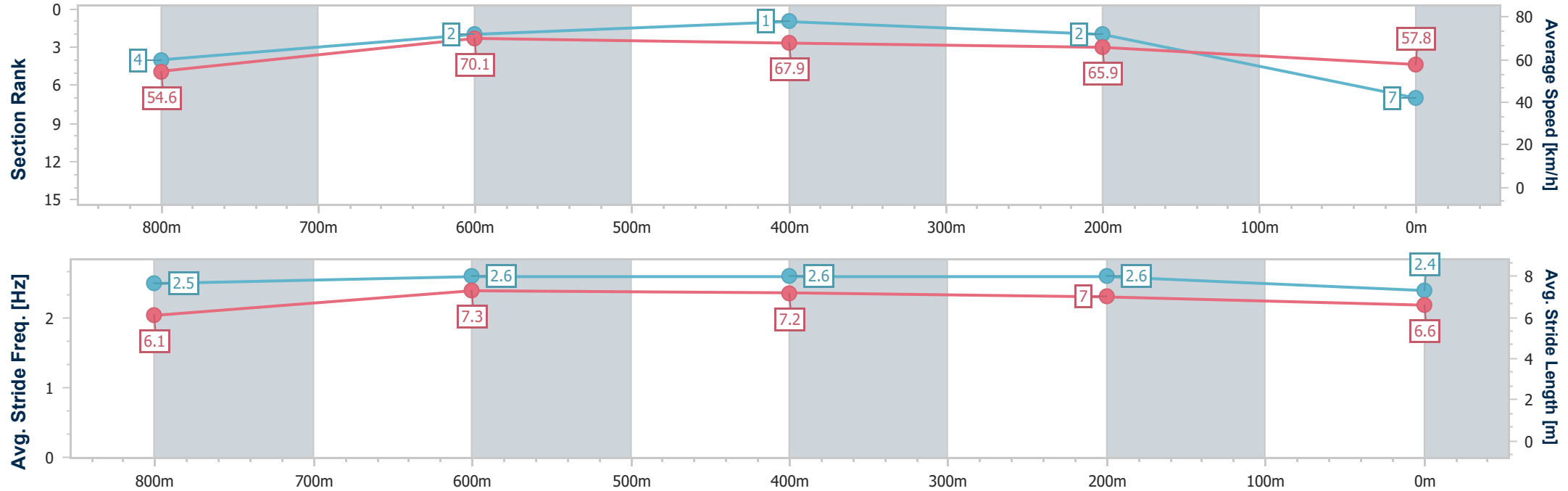
Horse/Jockey Name	Custo
Final Rank	7
Fastest Section Time (Section)	0:10.36 (800m)
Top Speed [km/h] (Section)	70.8 (Overall)
Race State	Finished



Eagle FarmProfessional
Race 4: MAGIC MILLIONS BENCHMARK 70 Handicap - 1000m
13 December 2025 - 13:59
Track Rating: Soft 5, Weather: Fine, Rail Position: +1m Entire Course



Section	Overall	800m	600m	400m	200m									
Section Times	0:57.76 [7] (0:13.33)	0:44.43 [4] (0:10.36)	0:34.07 [2] (0:10.66)	0:23.41 [1] (0:10.94)	0:12.47 [2] (0:12.47)									
Average Speed [km/h]	54.6	70.1	67.9	65.9	57.8									
Top Speed [km/h]	70.8	70.3	68.3	68.3	61.6									
Avg. Dist. to Rail [m]	7.7	2.0	1.5	4.9	7.0									
Avg. Stride Freq. [Hz]	2.5	2.6	2.6	2.6	2.4									
Avg. Stride Length [m]	6.1	7.3	7.2	7.0	6.6									



[] Ranking at each section and finish
-.-.- No data available at this section
NA No data available



Horse/Jockey Name	Hearts Are Better
Final Rank	8
Fastest Section Time (Section)	0:10.74 (800m)
Top Speed [km/h] (Section)	69.1 (Overall)
Race State	Finished

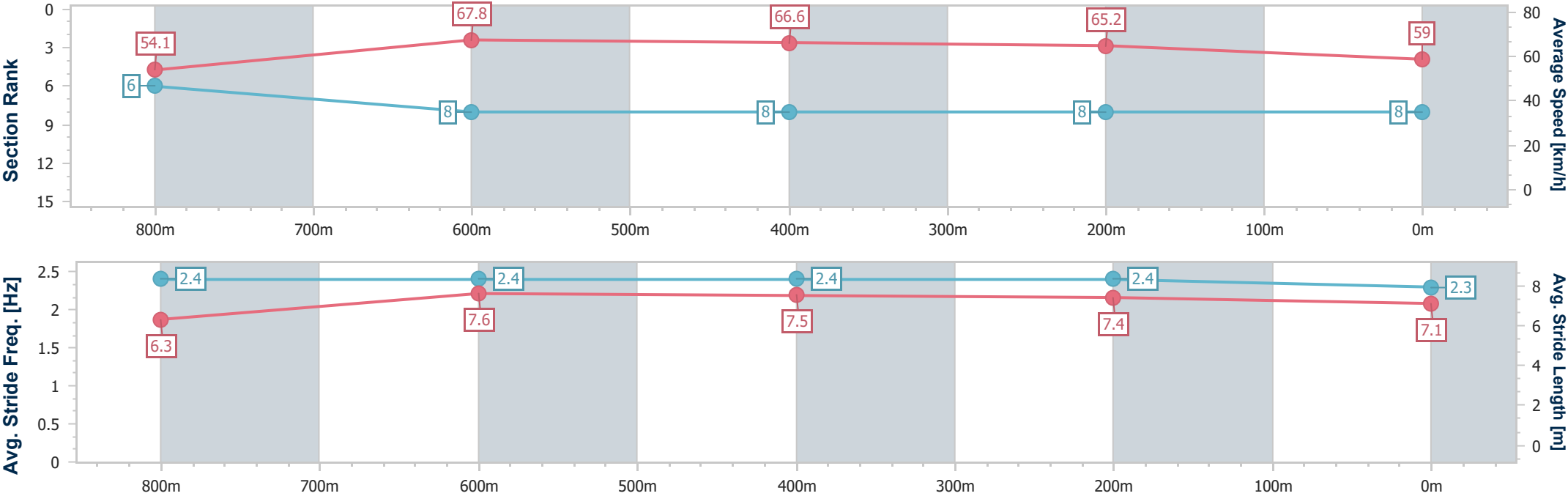


Eagle FarmProfessional
Race 4: MAGIC MILLIONS BENCHMARK 70 Handicap - 1000m
13 December 2025 - 13:59
Track Rating: Soft 5, Weather: Fine, Rail Position: +1m Entire Course



BRISBANE
RACING CLUB

Section	Overall	800m	600m	400m	200m								
Section Times	0:58.13 [8] (0:13.39)	0:44.74 [6] (0:10.74)	0:34.00 [8] (0:10.75)	0:23.25 [8] (0:11.02)	0:12.23 [8] (0:12.23)								
Average Speed [km/h]	54.1	67.8	66.6	65.2	59.0								
Top Speed [km/h]	69.1	68.4	66.8	66.8	62.1								
Avg. Dist. to Rail [m]	4.5	2.4	1.3	0.4	0.6								
Avg. Stride Freq. [Hz]	2.4	2.4	2.4	2.4	2.3								
Avg. Stride Length [m]	6.3	7.6	7.5	7.4	7.1								





Eagle Farm Professional

Race 5: JBS LEMONTREE Class 6 Handicap - 1200m

13 December 2025 - 14:37



BRISBANE
RACING CLUB

Track Rating: Soft 5, Weather: Fine, Rail Position: +1m Entire Course

Section		Field Times				Overall	1000m	800m	600m	400m	200m	Last 600m		
						1:10.44 (0:13.46)	0:56.98 (0:11.43)	0:45.55 (0:11.75)	0:33.80 (0:11.08)	0:22.72 (0:10.91)	0:11.81 (0:11.81)	0:00.00		
Rank	TAB	Horse/Jockey	Barrier	Top Speed [km/h]	Fastest Section						Margin	Margin	Distance Travelled [m]	
1	10	REDFORD	1	67.8	0:10.83	1:10.44 [1]	0:56.65 [3]	0:45.19 [3]	0:33.49 [2]	0:22.44 [2]	0:11.61 [2]	1:10.44	0:33.49	
		Jake Bayliss		400m	400m	(0:13.79)	(0:11.46)	(0:11.70)	(0:11.05)	(0:10.83)	(0:11.61)			
2	3	BATTLEFIELD	2	69.9	0:10.48	1:10.47 [2]	0:56.61 [4]	0:45.13 [4]	0:33.21 [4]	0:21.96 [4]	0:11.48 [3]	0.16L	0:33.21	+8
		Jasper Franklin		400m	400m	(0:13.86)	(0:11.48)	(0:11.92)	(0:11.25)	(0:10.48)	(0:11.48)			
3	11	HERMANITA	11	Data was not able to be tracked for this horse		-:-:-	-:-:-	-:-:-	-:-:-	-:-:-	-:-:-	0.2L	-:-:-	----
		Tahlia Fenlon												
4	8	TOWN CRIER	8	67.3	0:10.91	1:10.63 [4]	0:57.17 [1]	0:45.74 [1]	0:33.99 [1]	0:22.91 [1]	0:12.00 [1]	1.1L	0:33.99	+4
		Daniel Moor		Overall	400m	(0:13.46)	(0:11.43)	(0:11.75)	(0:11.08)	(0:10.91)	(0:12.00)			
5	16	BALANCE THE BOOKS	5	68.7	0:10.63	1:10.75 [5]	0:56.52 [7]	0:45.25 [5]	0:33.44 [5]	0:22.12 [5]	0:11.49 [5]	1.78L	0:33.44	+4
		Angela Jones		400m	400m	(0:14.23)	(0:11.27)	(0:11.81)	(0:11.32)	(0:10.63)	(0:11.49)			
6	4	OUR MAGNUS	3	67.9	0:10.80	1:10.87 [6]	0:57.09 [2]	0:45.65 [2]	0:33.87 [3]	0:22.54 [3]	0:11.74 [4]	2.53L	0:33.87	+6
		Corey Sutherland		400m	400m	(0:13.78)	(0:11.44)	(0:11.78)	(0:11.33)	(0:10.80)	(0:11.74)			
7	9	TRIBECA STAR	7	68.9	0:10.70	1:11.11 [7]	0:56.94 [5]	0:45.48 [7]	0:33.62 [6]	0:22.34 [7]	0:11.64 [7]	3.92L	0:33.62	+11
		Ryan Maloney		400m	400m	(0:14.17)	(0:11.46)	(0:11.86)	(0:11.28)	(0:10.70)	(0:11.64)			
8	13	ZELGARIA	10	67.6	0:10.70	1:11.12 [8]	0:56.78 [8]	0:45.33 [10]	0:33.41 [9]	0:22.27 [9]	0:11.57 [8]	3.99L	0:33.41	+13
		Andrew Mallyon		400m	400m	(0:14.34)	(0:11.45)	(0:11.92)	(0:11.14)	(0:10.70)	(0:11.57)			
9	2	CASPERNOVA	9	69.2	0:10.64	1:11.14 [9]	0:56.67 [10]	0:45.39 [9]	0:33.57 [7]	0:22.43 [6]	0:11.79 [6]	4.11L	0:33.57	-1
		Cobi Vitler		400m	400m	(0:14.47)	(0:11.28)	(0:11.82)	(0:11.14)	(0:10.64)	(0:11.79)			
10	6	SER JOH	6	68.6	0:10.75	1:11.23 [10]	0:56.88 [9]	0:45.49 [8]	0:33.50 [10]	0:22.40 [8]	0:11.65 [9]	4.63L	0:33.50	+7
		Martin Harley		400m	400m	(0:14.35)	(0:11.39)	(0:11.99)	(0:11.10)	(0:10.75)	(0:11.65)			

Scratched: Fleetwood (#1), Sunset Dreaming (#12), Amore Veloce (#14), Unstopabull (#15), Scud (#5), Zouthur (#17)



Eagle Farm Professional

Race 5: JBS LEMONTREE Class 6 Handicap - 1200m

13 December 2025 - 14:37



BRISBANE
RACING CLUB

Track Rating: Soft 5, Weather: Fine, Rail Position: +1m Entire Course

Section						Overall	1000m	800m	600m	400m	200m	Last 600m		
Field Times						1:10.44 (0:13.46)	0:56.98 (0:11.43)	0:45.55 (0:11.75)	0:33.80 (0:11.08)	0:22.72 (0:10.91)	0:11.81 (0:11.81)	0:00.00		
Rank	TAB	Horse/Jockey	Barrier	Top Speed [km/h]	Fastest Section							Margin	Distance Travelled [m]	
11	7	DEEP RESPECT	4	69.1	0:10.76	1:11.34 [11]	0:57.15 [6]	0:45.73 [6]	0:33.65 [8]	0:22.37 [10]	0:11.61 [10]	5.26L	0:33.65	+6
		Justin Huxtable		400m	400m	(0:14.19)	(0:11.42)	(0:12.08)	(0:11.28)	(0:10.76)	(0:11.61)			

Scratched: Fleetwood (#1), Sunset Dreaming (#12), Amore Veloce (#14), Unstopabull (#15), Scud (#5), Zouthur (#17)



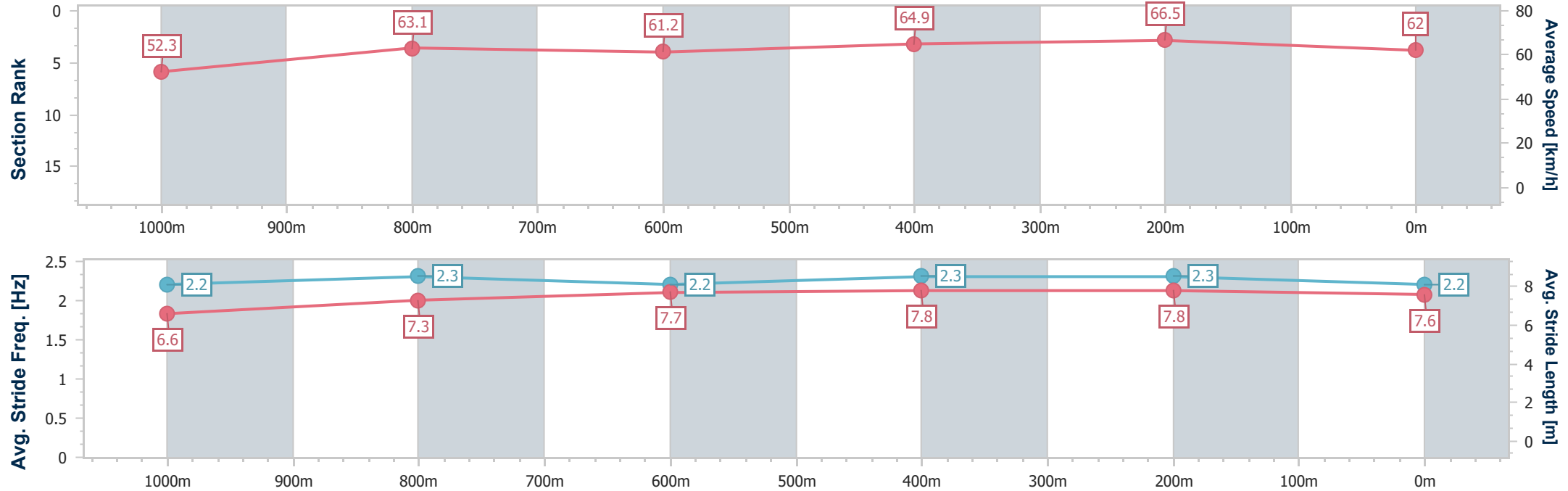
Horse/Jockey Name	Redford
Final Rank	1
Fastest Section Time (Section)	0:10.83 (400m)
Top Speed [km/h] (Section)	67.8 (400m)
Race State	Finished



Eagle FarmProfessional
Race 5: JBS LEMONTREE Class 6 Handicap - 1200m
13 December 2025 - 14:37
Track Rating: Soft 5, Weather: Fine, Rail Position: +1m Entire Course



Section	Overall	1000m	800m	600m	400m	200m							
Section Times	1:10.44 [1] (0:13.79)	0:56.65 [3] (0:11.46)	0:45.19 [3] (0:11.70)	0:33.49 [2] (0:11.05)	0:22.44 [2] (0:10.83)	0:11.61 [2] (0:11.61)							
Average Speed [km/h]	52.3	63.1	61.2	64.9	66.5	62.0							
Top Speed [km/h]	65.2	64.9	62.8	67.5	67.8	65.8							
Avg. Dist. to Rail [m]	1.4	1.0	1.1	1.1	2.5	3.1							
Avg. Stride Freq. [Hz]	2.2	2.3	2.2	2.3	2.3	2.2							
Avg. Stride Length [m]	6.6	7.3	7.7	7.8	7.8	7.6							





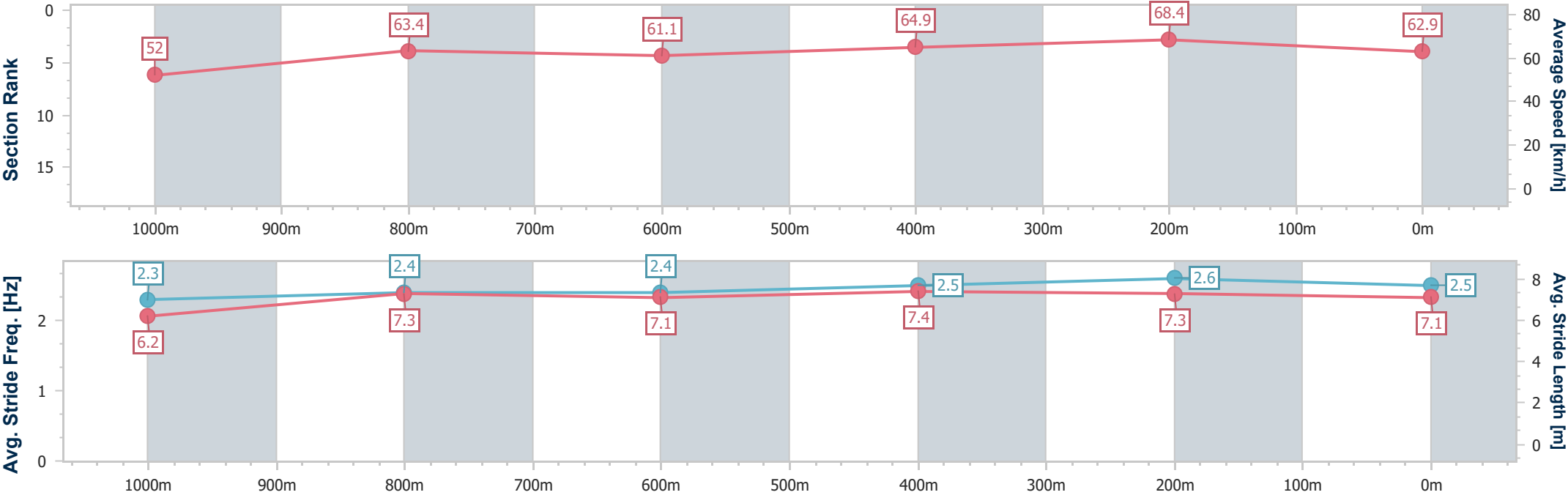
Horse/Jockey Name	Battlefield
Final Rank	2
Fastest Section Time (Section)	0:10.48 (400m)
Top Speed [km/h] (Section)	69.9 (400m)
Race State	Finished



Eagle FarmProfessional
Race 5: JBS LEMONTREE Class 6 Handicap - 1200m
13 December 2025 - 14:37
Track Rating: Soft 5, Weather: Fine, Rail Position: +1m Entire Course



Section	Overall	1000m	800m	600m	400m	200m							
Section Times	1:10.47 [2] (0:13.86)	0:56.61 [4] (0:11.48)	0:45.13 [4] (0:11.92)	0:33.21 [4] (0:11.25)	0:21.96 [4] (0:10.48)	0:11.48 [3] (0:11.48)							
Average Speed [km/h]	52.0	63.4	61.1	64.9	68.4	62.9							
Top Speed [km/h]	64.8	65.5	64.9	67.5	69.9	65.6							
Avg. Dist. to Rail [m]	1.9	2.3	2.5	2.1	5.1	6.9							
Avg. Stride Freq. [Hz]	2.3	2.4	2.4	2.5	2.6	2.5							
Avg. Stride Length [m]	6.2	7.3	7.1	7.4	7.3	7.1							



[] Ranking at each section and finish
-.-.- No data available at this section
NA No data available



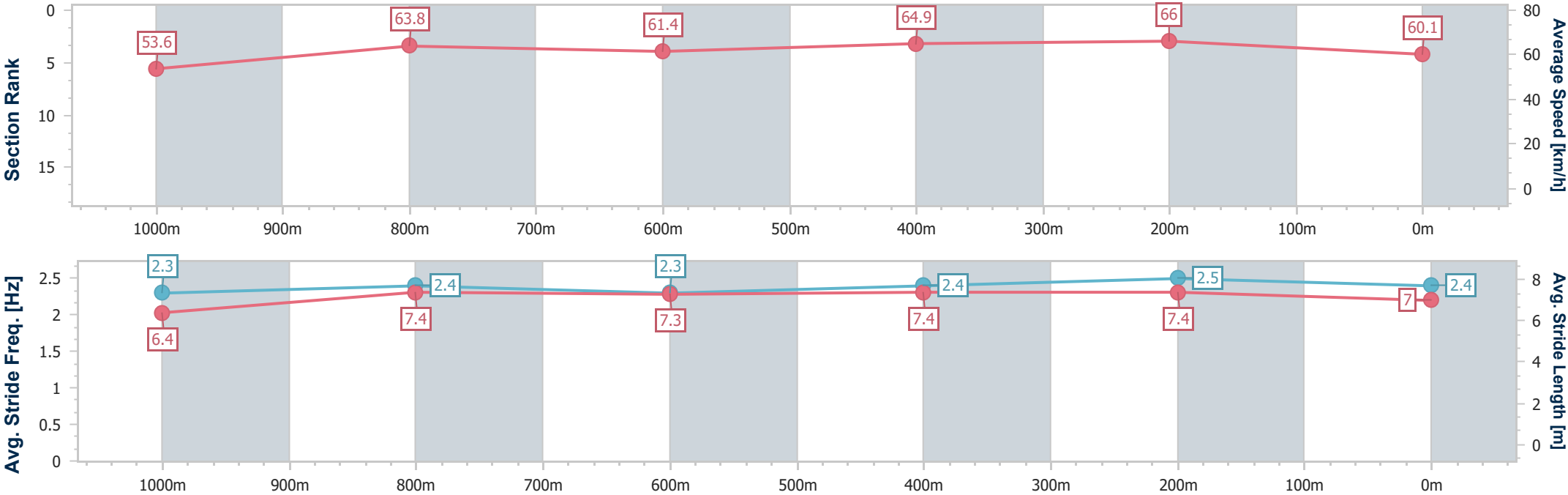
Horse/Jockey Name	Town Crier
Final Rank	4
Fastest Section Time (Section)	0:10.91 (400m)
Top Speed [km/h] (Section)	67.3 (Overall)
Race State	Finished



Eagle FarmProfessional
Race 5: JBS LEMONTREE Class 6 Handicap - 1200m
13 December 2025 - 14:37
Track Rating: Soft 5, Weather: Fine, Rail Position: +1m Entire Course



Section	Overall	1000m	800m	600m	400m	200m							
Section Times	1:10.63 [4] (0:13.46)	0:57.17 [1] (0:11.43)	0:45.74 [1] (0:11.75)	0:33.99 [1] (0:11.08)	0:22.91 [1] (0:10.91)	0:12.00 [1] (0:12.00)							
Average Speed [km/h]	53.6	63.8	61.4	64.9	66.0	60.1							
Top Speed [km/h]	67.3	66.8	62.6	66.5	66.7	64.6							
Avg. Dist. to Rail [m]	7.0	1.8	0.6	0.5	1.9	1.1							
Avg. Stride Freq. [Hz]	2.3	2.4	2.3	2.4	2.5	2.4							
Avg. Stride Length [m]	6.4	7.4	7.3	7.4	7.4	7.0							



- [] Ranking at each section and finish
- .-.- No data available at this section
- NA No data available



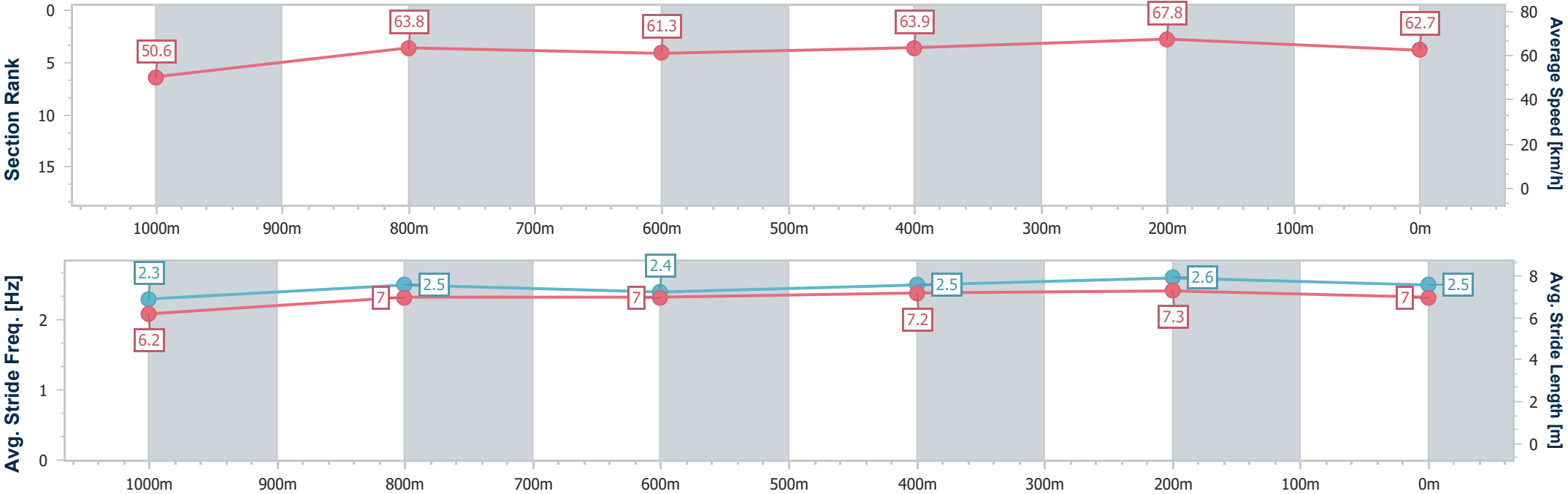
Horse/Jockey Name	Balance The Books
Final Rank	5
Fastest Section Time (Section)	0:10.63 (400m)
Top Speed [km/h] (Section)	68.7 (400m)
Race State	Finished



Eagle FarmProfessional
Race 5: JBS LEMONTREE Class 6 Handicap - 1200m
13 December 2025 - 14:37
Track Rating: Soft 5, Weather: Fine, Rail Position: +1m Entire Course



Section	Overall	1000m	800m	600m	400m	200m							
Section Times	1:10.75 [5] (0:14.23)	0:56.52 [7] (0:11.27)	0:45.25 [5] (0:11.81)	0:33.44 [5] (0:11.32)	0:22.12 [5] (0:10.63)	0:11.49 [5] (0:11.49)							
Average Speed [km/h]	50.6	63.8	61.3	63.9	67.8	62.7							
Top Speed [km/h]	63.2	65.0	62.9	67.0	68.7	67.1							
Avg. Dist. to Rail [m]	2.7	0.3	1.0	1.5	2.5	2.7							
Avg. Stride Freq. [Hz]	2.3	2.5	2.4	2.5	2.6	2.5							
Avg. Stride Length [m]	6.2	7.0	7.0	7.2	7.3	7.0							





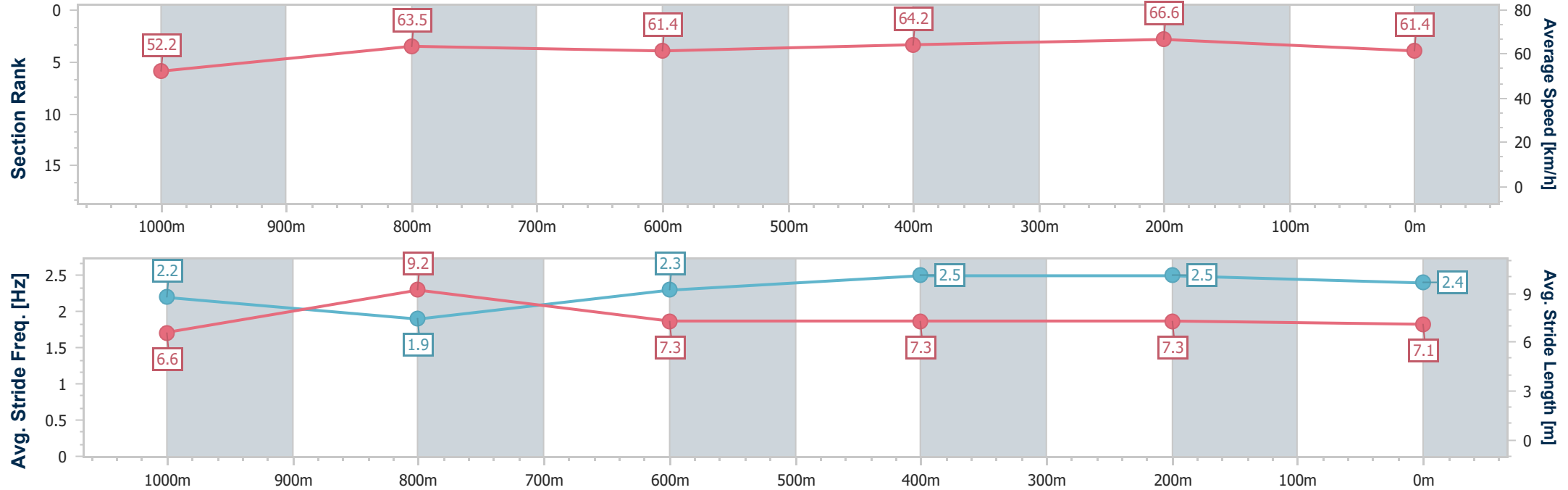
Horse/Jockey Name	Our Magnus
Final Rank	6
Fastest Section Time (Section)	0:10.80 (400m)
Top Speed [km/h] (Section)	67.9 (400m)
Race State	Finished



Eagle FarmProfessional
Race 5: JBS LEMONTREE Class 6 Handicap - 1200m
13 December 2025 - 14:37
Track Rating: Soft 5, Weather: Fine, Rail Position: +1m Entire Course



Section	Overall	1000m	800m	600m	400m	200m							
Section Times	1:10.87 [6] (0:13.78)	0:57.09 [2] (0:11.44)	0:45.65 [2] (0:11.78)	0:33.87 [3] (0:11.33)	0:22.54 [3] (0:10.80)	0:11.74 [4] (0:11.74)							
Average Speed [km/h]	52.2	63.5	61.4	64.2	66.6	61.4							
Top Speed [km/h]	64.9	65.5	63.5	65.5	67.9	64.9							
Avg. Dist. to Rail [m]	2.1	1.3	1.4	2.1	6.6	6.0							
Avg. Stride Freq. [Hz]	2.2	1.9	2.3	2.5	2.5	2.4							
Avg. Stride Length [m]	6.6	9.2	7.3	7.3	7.3	7.1							



[] Ranking at each section and finish
- - - - No data available at this section
NA No data available



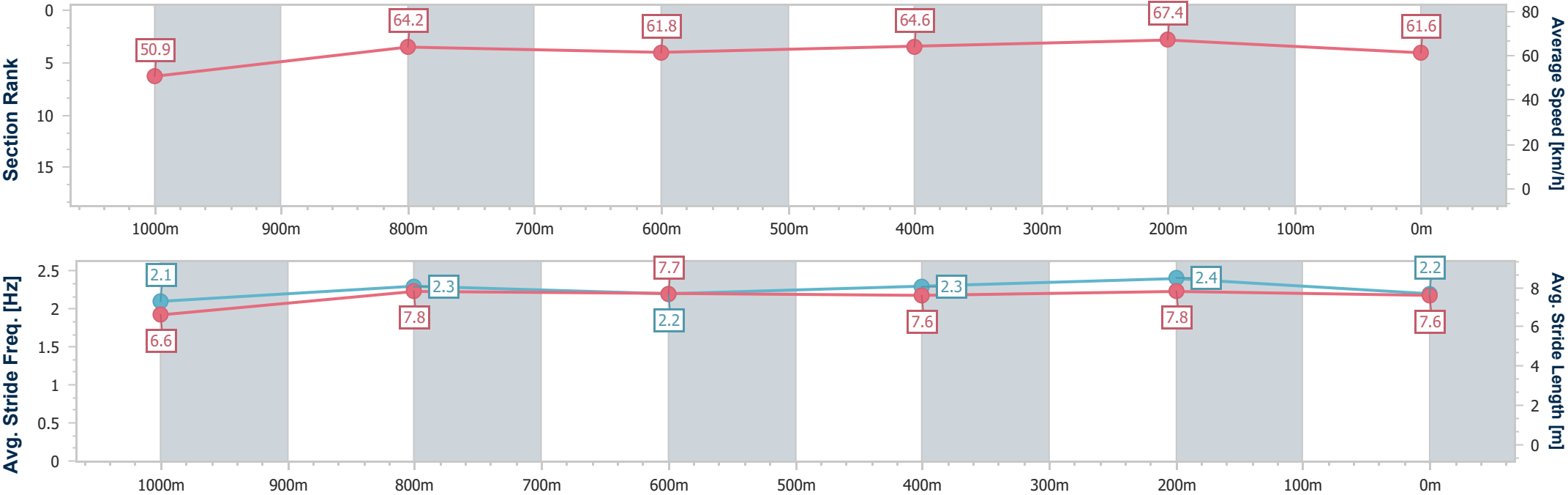
Horse/Jockey Name	Tribeca Star
Final Rank	7
Fastest Section Time (Section)	0:10.70 (400m)
Top Speed [km/h] (Section)	68.9 (400m)
Race State	Finished



Eagle FarmProfessional
Race 5: JBS LEMONTREE Class 6 Handicap - 1200m
13 December 2025 - 14:37
Track Rating: Soft 5, Weather: Fine, Rail Position: +1m Entire Course



Section	Overall	1000m	800m	600m	400m	200m							
Section Times	1:11.11 [7] (0:14.17)	0:56.94 [5] (0:11.46)	0:45.48 [7] (0:11.86)	0:33.62 [6] (0:11.28)	0:22.34 [7] (0:10.70)	0:11.64 [7] (0:11.64)							
Average Speed [km/h]	50.9	64.2	61.8	64.6	67.4	61.6							
Top Speed [km/h]	62.8	65.8	64.3	66.8	68.9	65.7							
Avg. Dist. to Rail [m]	5.4	3.8	3.9	2.6	2.8	3.4							
Avg. Stride Freq. [Hz]	2.1	2.3	2.2	2.3	2.4	2.2							
Avg. Stride Length [m]	6.6	7.8	7.7	7.6	7.8	7.6							





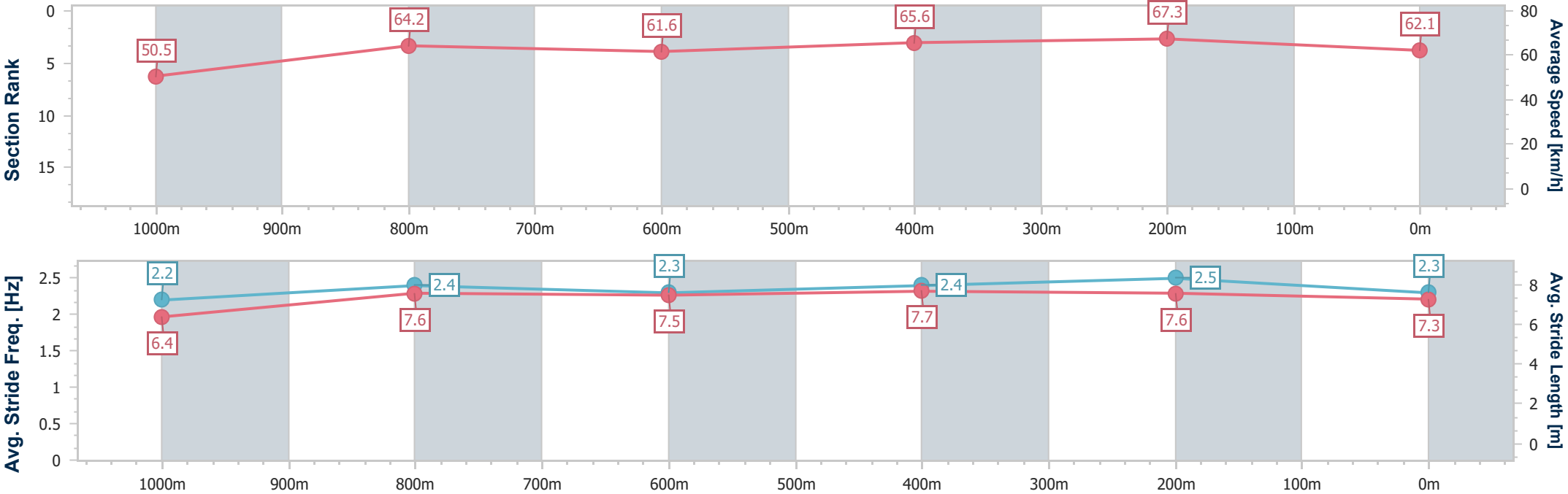
Horse/Jockey Name	Zelgaria
Final Rank	8
Fastest Section Time (Section)	0:10.70 (400m)
Top Speed [km/h] (Section)	67.6 (400m)
Race State	Finished



Eagle FarmProfessional
Race 5: JBS LEMONTREE Class 6 Handicap - 1200m
13 December 2025 - 14:37
Track Rating: Soft 5, Weather: Fine, Rail Position: +1m Entire Course



Section	Overall	1000m	800m	600m	400m	200m							
Section Times	1:11.12 [8] (0:14.34)	0:56.78 [8] (0:11.45)	0:45.33 [10] (0:11.92)	0:33.41 [9] (0:11.14)	0:22.27 [9] (0:10.70)	0:11.57 [8] (0:11.57)							
Average Speed [km/h]	50.5	64.2	61.6	65.6	67.3	62.1							
Top Speed [km/h]	62.6	65.4	64.5	67.0	67.6	65.4							
Avg. Dist. to Rail [m]	7.5	4.3	4.6	2.8	5.9	6.5							
Avg. Stride Freq. [Hz]	2.2	2.4	2.3	2.4	2.5	2.3							
Avg. Stride Length [m]	6.4	7.6	7.5	7.7	7.6	7.3							





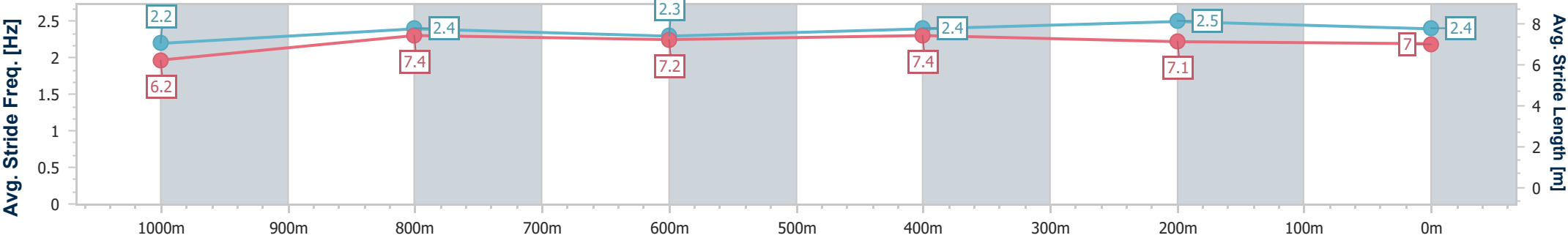
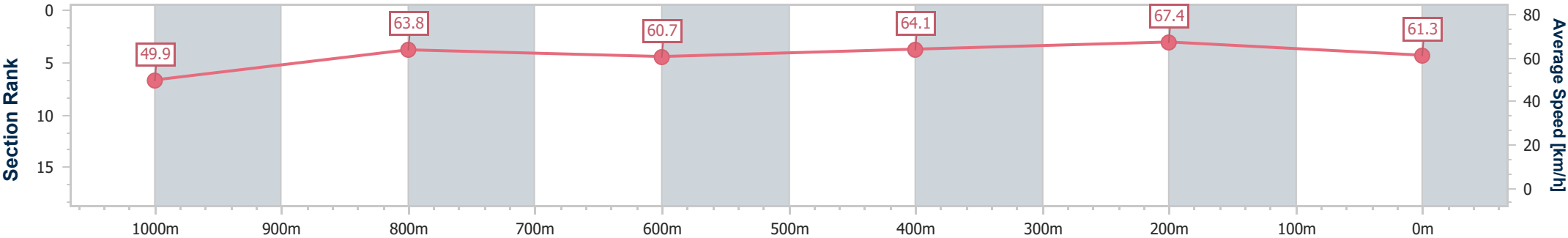
Horse/Jockey Name	Caspernova
Final Rank	9
Fastest Section Time (Section)	0:10.64 (400m)
Top Speed [km/h] (Section)	69.2 (400m)
Race State	Finished



Eagle FarmProfessional
Race 5: JBS LEMONTREE Class 6 Handicap - 1200m
13 December 2025 - 14:37
Track Rating: Soft 5, Weather: Fine, Rail Position: +1m Entire Course



Section	Overall	1000m	800m	600m	400m	200m							
Section Times	1:11.14 [9] (0:14.47)	0:56.67 [10] (0:11.28)	0:45.39 [9] (0:11.82)	0:33.57 [7] (0:11.14)	0:22.43 [6] (0:10.64)	0:11.79 [6] (0:11.79)							
Average Speed [km/h]	49.9	63.8	60.7	64.1	67.4	61.3							
Top Speed [km/h]	62.7	66.0	62.2	67.0	69.2	66.3							
Avg. Dist. to Rail [m]	5.1	0.8	1.3	1.3	0.2	0.7							
Avg. Stride Freq. [Hz]	2.2	2.4	2.3	2.4	2.5	2.4							
Avg. Stride Length [m]	6.2	7.4	7.2	7.4	7.1	7.0							





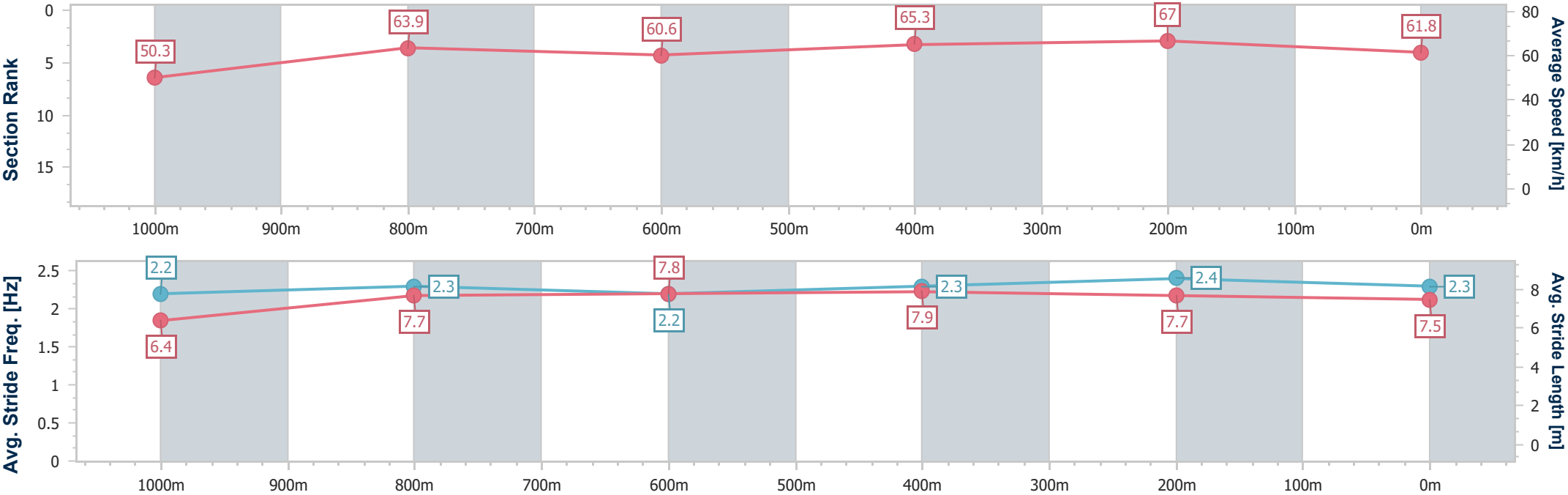
Horse/Jockey Name	Ser Joh
Final Rank	10
Fastest Section Time (Section)	0:10.75 (400m)
Top Speed [km/h] (Section)	68.6 (400m)
Race State	Finished



Eagle FarmProfessional
Race 5: JBS LEMONTREE Class 6 Handicap - 1200m
13 December 2025 - 14:37
Track Rating: Soft 5, Weather: Fine, Rail Position: +1m Entire Course



Section	Overall	1000m	800m	600m	400m	200m							
Section Times	1:11.23 [10] (0:14.35)	0:56.88 [9] (0:11.39)	0:45.49 [8] (0:11.99)	0:33.50 [10] (0:11.10)	0:22.40 [8] (0:10.75)	0:11.65 [9] (0:11.65)							
Average Speed [km/h]	50.3	63.9	60.6	65.3	67.0	61.8							
Top Speed [km/h]	62.5	65.5	61.8	67.4	68.6	65.4							
Avg. Dist. to Rail [m]	4.0	2.5	1.8	0.9	3.6	2.3							
Avg. Stride Freq. [Hz]	2.2	2.3	2.2	2.3	2.4	2.3							
Avg. Stride Length [m]	6.4	7.7	7.8	7.9	7.7	7.5							





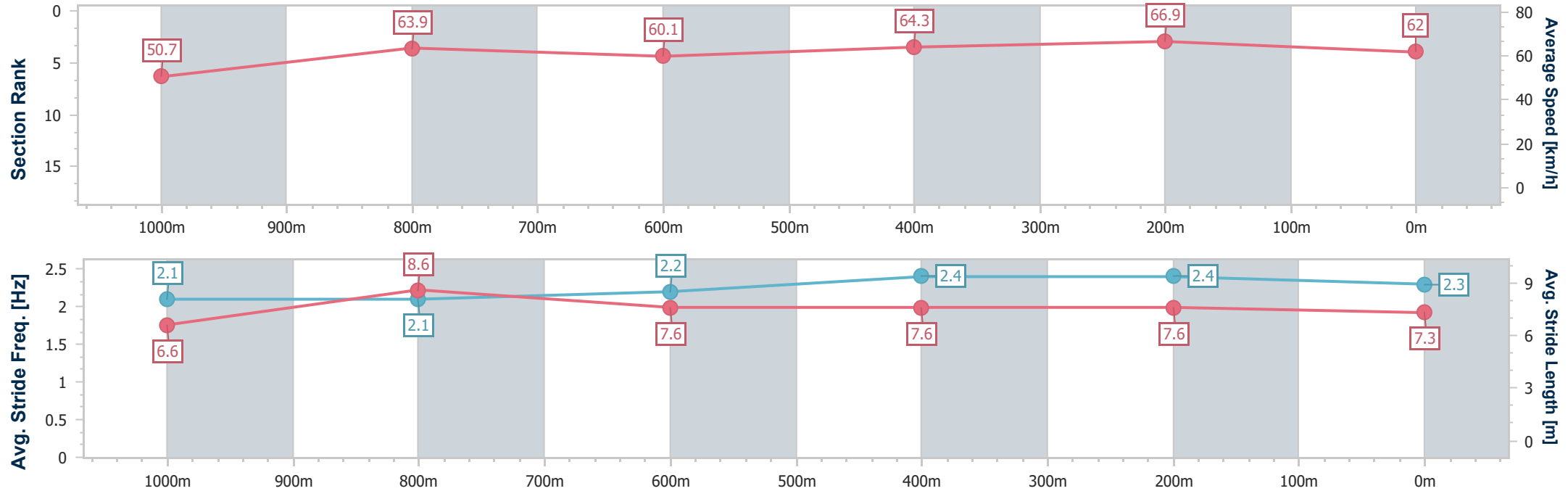
Horse/Jockey Name	Deep Respect
Final Rank	11
Fastest Section Time (Section)	0:10.76 (400m)
Top Speed [km/h] (Section)	69.1 (400m)
Race State	Finished



Eagle FarmProfessional
Race 5: JBS LEMONTREE Class 6 Handicap - 1200m
13 December 2025 - 14:37
Track Rating: Soft 5, Weather: Fine, Rail Position: +1m Entire Course



Section	Overall	1000m	800m	600m	400m	200m							
Section Times	1:11.34 [11] (0:14.19)	0:57.15 [6] (0:11.42)	0:45.73 [6] (0:12.08)	0:33.65 [8] (0:11.28)	0:22.37 [10] (0:10.76)	0:11.61 [10] (0:11.61)							
Average Speed [km/h]	50.7	63.9	60.1	64.3	66.9	62.0							
Top Speed [km/h]	63.8	65.8	62.1	66.0	69.1	65.9							
Avg. Dist. to Rail [m]	2.8	2.3	1.4	1.3	4.2	4.0							
Avg. Stride Freq. [Hz]	2.1	2.1	2.2	2.4	2.4	2.3							
Avg. Stride Length [m]	6.6	8.6	7.6	7.6	7.6	7.3							





Horse/Jockey Name	Hermanita
Final Rank	-
Fastest Section Time (Section)	-:--:--
Top Speed [km/h] (Section)	--.-
Race State	DidNotTrack



Eagle FarmProfessional
Race 5: JBS LEMONTREE Class 6 Handicap - 1200m
13 December 2025 - 14:37
Track Rating: Soft 5, Weather: Fine, Rail Position: +1m Entire Course



Section	Overall	1000m	800m	600m	400m	200m							
Section Times	-:--:--	-:--:--	-:--:--	-:--:--	-:--:--	-:--:--							
Average Speed [km/h]	--.-	--.-	--.-	--.-	--.-	--.-							
Top Speed [km/h]	--.-	--.-	--.-	--.-	--.-	--.-							
Avg. Dist. to Rail [m]	-.-	-.-	-.-	-.-	-.-	-.-							
Avg. Stride Freq. [Hz]	--.-	--.-	--.-	--.-	--.-	--.-							
Avg. Stride Length [m]	--.-	--.-	--.-	--.-	--.-	--.-							

- [] Ranking at each section and finish
- :--:-- No data available at this section
- NA No data available



Eagle Farm Professional

Race 6: SKY RACING BRIBIE HANDICAP - 1000m

13 December 2025 - 15:18



BRISBANE
RACING CLUB

Track Rating: Soft 5, Weather: Fine, Rail Position: +1m Entire Course

Section						Overall	800m	600m	400m	200m	Last 600m			
Field Times						0:56.90 (0:12.98)	0:43.92 (0:10.17)	0:33.75 (0:10.60)	0:23.15 (0:11.04)	0:12.11 (0:12.11)	0:33.75			
Rank	TAB	Horse/Jockey	Barrier	Top Speed [km/h]	Fastest Section							Margin		
1	12	THE BLACK CLOUD	2	71.3	0:10.41	0:56.90 [1]	0:43.75 [5]	0:33.34 [7]	0:22.56 [8]	0:11.68 [7]	0:56.90	0:33.34		
		Daniel Moor		Overall	800m	(0:13.15)	(0:10.41)	(0:10.78)	(0:10.88)	(0:11.68)				
2	3	WAY TO THE STARS	10	71.6	0:10.33	0:56.97 [2]	0:43.57 [10]	0:33.24 [9]	0:22.67 [7]	0:11.71 [9]	0.43L	0:33.24		
		Ben Thompson		800m	800m	(0:13.40)	(0:10.33)	(0:10.57)	(0:10.96)	(0:11.71)				
3	5	METALART	1	69.6	0:10.50	0:56.99 [3]	0:43.49 [11]	0:32.99 [11]	0:22.41 [11]	0:11.70 [10]	0.56L	0:32.99		
		Damien Thornton		800m	800m	(0:13.50)	(0:10.50)	(0:10.58)	(0:10.71)	(0:11.70)				
4	11	VODKA MARTINI	7	72.1	0:10.29	0:57.08 [4]	0:43.89 [6]	0:33.60 [5]	0:22.94 [5]	0:12.06 [3]	1.07L	0:33.60		
		Cejay Graham		800m	800m	(0:13.19)	(0:10.29)	(0:10.66)	(0:10.88)	(0:12.06)				
5	1	GOLDEN BOOM	8	72.5	0:10.27	0:57.10 [5]	0:43.82 [8]	0:33.55 [6]	0:22.87 [6]	0:12.02 [5]	1.22L	0:33.55		
		Ryan Maloney		800m	800m	(0:13.28)	(0:10.27)	(0:10.68)	(0:10.85)	(0:12.02)				
6	4	KING KAPA	3	69.8	0:10.49	0:57.11 [6]	0:43.75 [9]	0:33.26 [10]	0:22.58 [10]	0:11.89 [8]	1.26L	0:33.26		
		Andrew Mallyon		800m	800m	(0:13.36)	(0:10.49)	(0:10.68)	(0:10.69)	(0:11.89)				
7	6	MANHOOD	5	71.4	0:10.50	0:57.13 [7]	0:43.92 [7]	0:33.42 [8]	0:22.61 [9]	0:11.80 [12]	1.35L	0:33.42		
		Jag Guthmann-Chester		800m	800m	(0:13.21)	(0:10.50)	(0:10.81)	(0:10.81)	(0:11.80)				
8	13	SHALAA'S MOMENT	9	69.5	0:10.47	0:57.25 [8]	0:43.70 [12]	0:33.23 [12]	0:22.65 [12]	0:11.94 [11]	2.09L	0:33.23		
		Jake Bayliss		800m	800m	(0:13.55)	(0:10.47)	(0:10.58)	(0:10.71)	(0:11.94)				
9	9	WANDA ROX	11	72.0	0:10.18	0:57.31 [9]	0:44.30 [3]	0:34.12 [2]	0:23.36 [2]	0:12.28 [4]	2.41L	0:34.12		
		Dylan Turner		Overall	800m	(0:13.01)	(0:10.18)	(0:10.76)	(0:11.08)	(0:12.28)				
10	2	STEADY READY	12	69.9	0:10.12	0:57.32 [10]	0:44.29 [4]	0:34.17 [1]	0:23.57 [1]	0:12.53 [1]	2.48L	0:34.17		
		Cody Collis		600m	800m	(0:13.03)	(0:10.12)	(0:10.60)	(0:11.04)	(0:12.53)				

Scratched: Party For Two (#8), Liquor (#14), Fleetwood (#15), Zouperb (#16), He's Heaven (#17)



Eagle Farm Professional
Race 6: SKY RACING BRIBIE HANDICAP - 1000m
13 December 2025 - 15:18



Track Rating: Soft 5, Weather: Fine, Rail Position: +1m Entire Course

Section						Overall	800m	600m	400m	200m	Last 600m		
Field Times						0:56.90 (0:12.98)	0:43.92 (0:10.17)	0:33.75 (0:10.60)	0:23.15 (0:11.04)	0:12.11 (0:12.11)	0:33.75		
Rank	TAB	Horse/Jockey	Barrier	Top Speed [km/h]	Fastest Section	Margin						Distance Travelled [m]	
11	10	CHAKRA BOY	4	70.7	0:10.33	0:57.34 [11]	0:44.35 [2]	0:34.02 [3]	0:23.28 [4]	0:12.34 [2]	2.62L	0:34.02	+2
		Olivia Webb		800m	800m	(0:12.99)	(0:10.33)	(0:10.74)	(0:10.94)	(0:12.34)			
12	7	PRINCE OF BOOM	6	70.8	0:10.37	0:57.47 [12]	0:44.49 [1]	0:34.12 [4]	0:23.49 [3]	0:12.34 [6]	3.4L	0:34.12	+1
		Martin Harley		800m	800m	(0:12.98)	(0:10.37)	(0:10.63)	(0:11.15)	(0:12.34)			

Scratched: Party For Two (#8), Liquor (#14), Fleetwood (#15), Zouperb (#16), He's Heaven (#17)



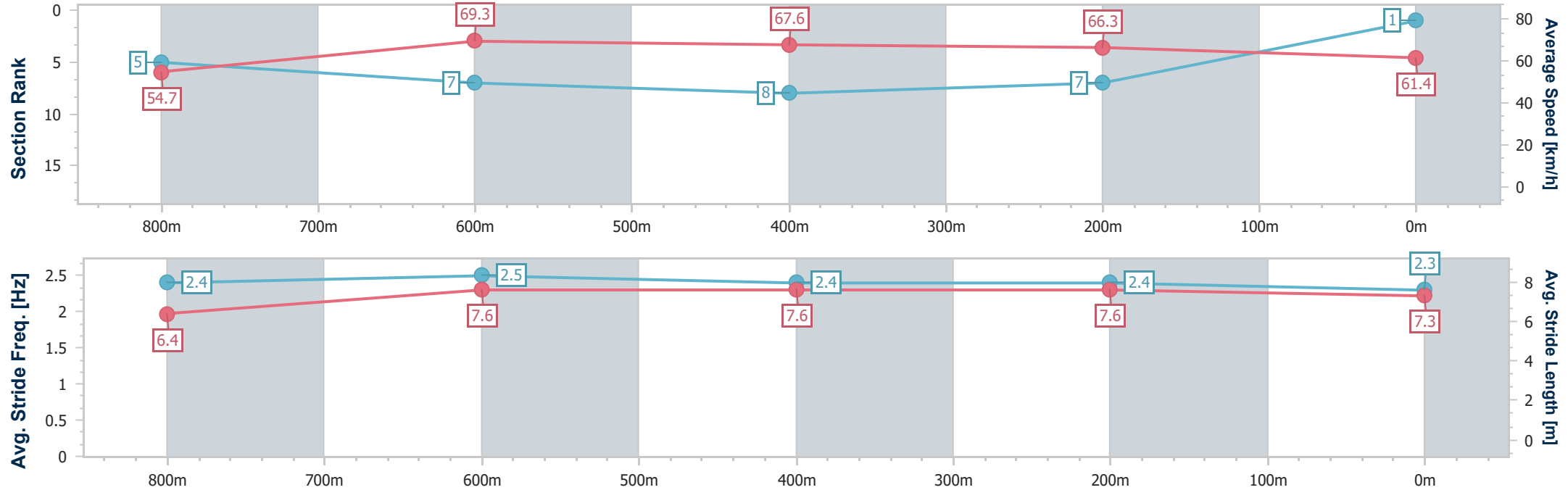
Horse/Jockey Name	The Black Cloud
Final Rank	1
Fastest Section Time (Section)	0:10.41 (800m)
Top Speed [km/h] (Section)	71.3 (Overall)
Race State	Finished



Eagle FarmProfessional
Race 6: SKY RACING BRIBIE HANDICAP - 1000m
13 December 2025 - 15:18
Track Rating: Soft 5, Weather: Fine, Rail Position: +1m Entire Course



Section	Overall	800m	600m	400m	200m								
Section Times	0:56.90 [1] (0:13.15)	0:43.75 [5] (0:10.41)	0:33.34 [7] (0:10.78)	0:22.56 [8] (0:10.88)	0:11.68 [7] (0:11.68)								
Average Speed [km/h]	54.7	69.3	67.6	66.3	61.4								
Top Speed [km/h]	71.3	71.3	68.4	68.4	64.2								
Avg. Dist. to Rail [m]	0.6	1.0	2.0	4.5	4.5								
Avg. Stride Freq. [Hz]	2.4	2.5	2.4	2.4	2.3								
Avg. Stride Length [m]	6.4	7.6	7.6	7.6	7.3								



[] Ranking at each section and finish
-.-.- No data available at this section
NA No data available



Horse/Jockey Name	Way To The Stars
Final Rank	2
Fastest Section Time (Section)	0:10.33 (800m)
Top Speed [km/h] (Section)	71.6 (800m)
Race State	Finished

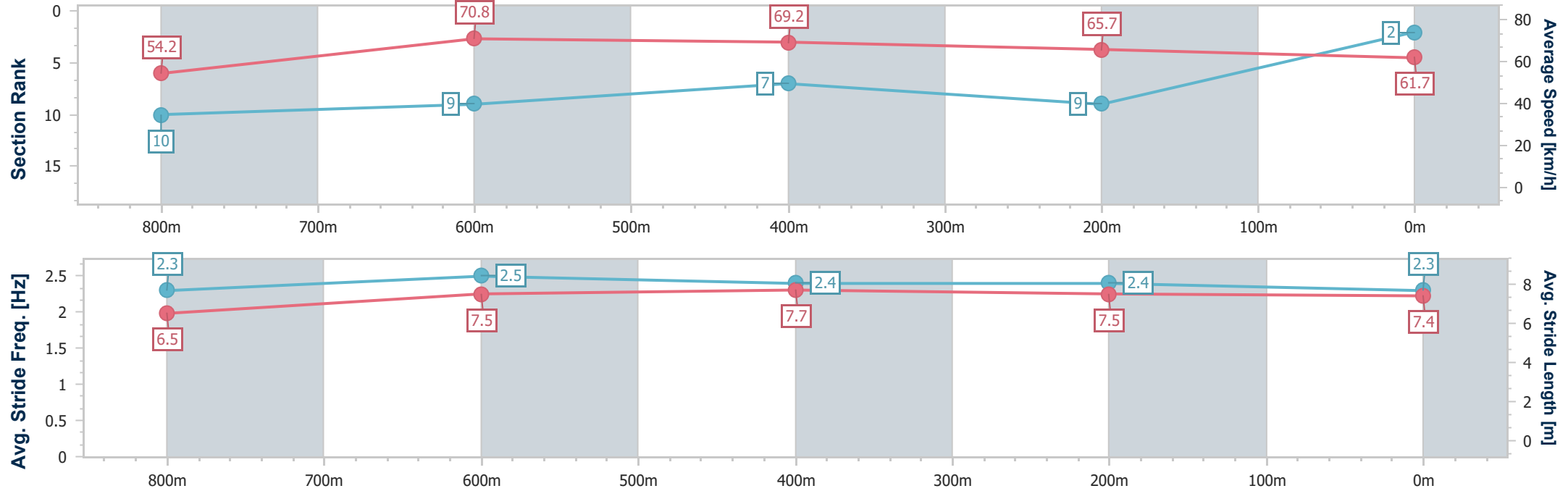


Eagle FarmProfessional
Race 6: SKY RACING BRIBIE HANDICAP - 1000m

13 December 2025 - 15:18
Track Rating: Soft 5, Weather: Fine, Rail Position: +1m Entire Course



Section	Overall	800m	600m	400m	200m										
Section Times	0:56.97 [2] (0:13.40)	0:43.57 [10] (0:10.33)	0:33.24 [9] (0:10.57)	0:22.67 [7] (0:10.96)	0:11.71 [9] (0:11.71)										
Average Speed [km/h]	54.2	70.8	69.2	65.7	61.7										
Top Speed [km/h]	70.4	71.6	69.5	68.5	63.8										
Avg. Dist. to Rail [m]	8.0	3.3	3.2	7.5	10.2										
Avg. Stride Freq. [Hz]	2.3	2.5	2.4	2.4	2.3										
Avg. Stride Length [m]	6.5	7.5	7.7	7.5	7.4										





Horse/Jockey Name	Metalart
Final Rank	3
Fastest Section Time (Section)	0:10.50 (800m)
Top Speed [km/h] (Section)	69.6 (800m)
Race State	Finished



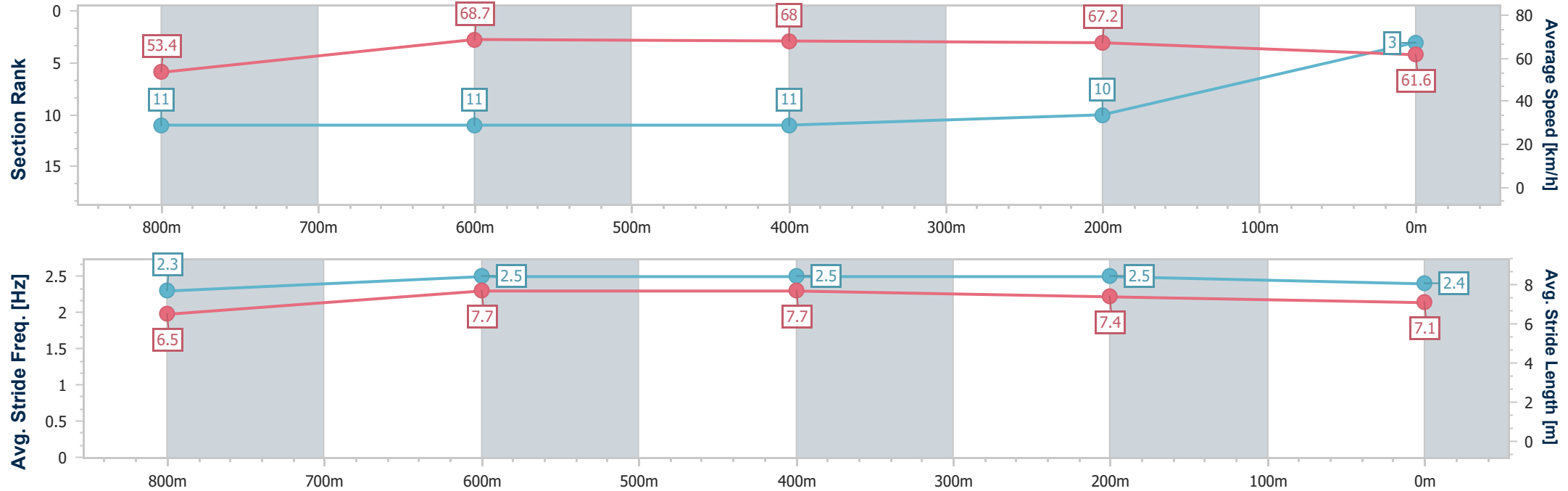
Eagle FarmProfessional
Race 6: SKY RACING BRIBIE HANDICAP - 1000m

13 December 2025 - 15:18
Track Rating: Soft 5, Weather: Fine, Rail Position: +1m Entire Course



BRISBANE
RACING CLUB

Section	Overall	800m	600m	400m	200m									
Section Times	0:56.99 [3] (0:13.50)	0:43.49 [11] (0:10.50)	0:32.99 [11] (0:10.58)	0:22.41 [11] (0:10.71)	0:11.70 [10] (0:11.70)									
Average Speed [km/h]	53.4	68.7	68.0	67.2	61.6									
Top Speed [km/h]	69.4	69.6	69.4	68.5	65.7									
Avg. Dist. to Rail [m]	1.5	0.4	0.5	2.9	2.1									
Avg. Stride Freq. [Hz]	2.3	2.5	2.5	2.5	2.4									
Avg. Stride Length [m]	6.5	7.7	7.7	7.4	7.1									



- [] Ranking at each section and finish
- .-.- No data available at this section
- NA No data available



Horse/Jockey Name	Vodka Martini
Final Rank	4
Fastest Section Time (Section)	0:10.29 (800m)
Top Speed [km/h] (Section)	72.1 (800m)
Race State	Finished

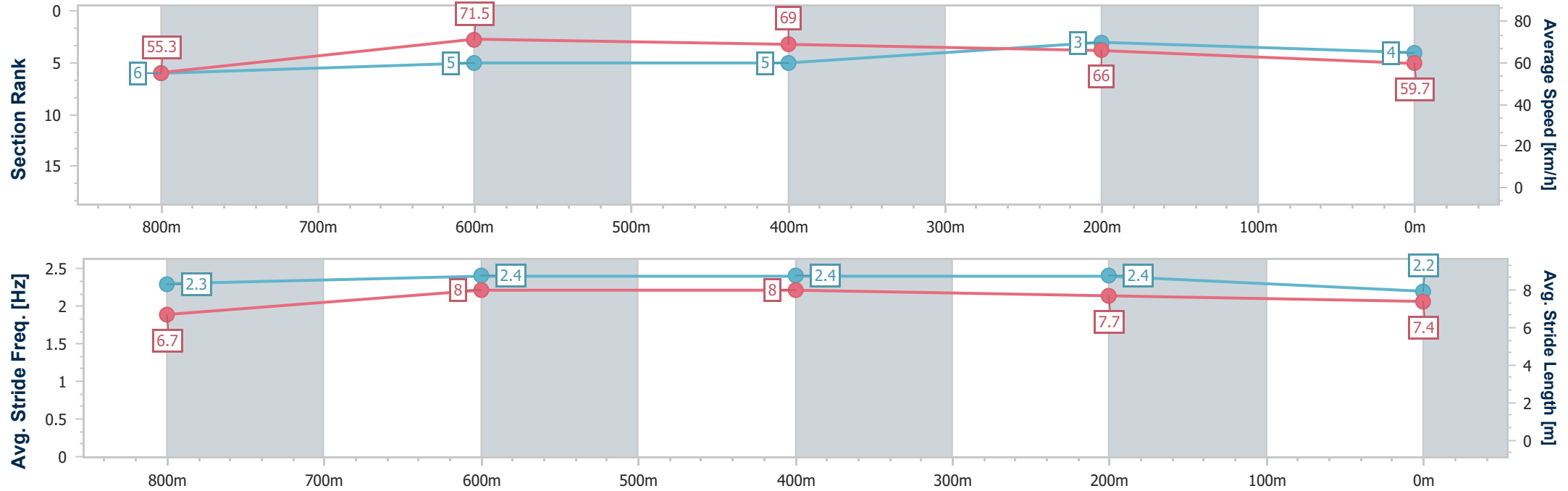


Eagle FarmProfessional
Race 6: SKY RACING BRIBIE HANDICAP - 1000m

13 December 2025 - 15:18
Track Rating: Soft 5, Weather: Fine, Rail Position: +1m Entire Course



Section	Overall	800m	600m	400m	200m								
Section Times	0:57.08 [4] (0:13.19)	0:43.89 [6] (0:10.29)	0:33.60 [5] (0:10.66)	0:22.94 [5] (0:10.88)	0:12.06 [3] (0:12.06)								
Average Speed [km/h]	55.3	71.5	69.0	66.0	59.7								
Top Speed [km/h]	71.0	72.1	70.6	68.4	64.8								
Avg. Dist. to Rail [m]	6.7	4.7	4.5	7.6	6.6								
Avg. Stride Freq. [Hz]	2.3	2.4	2.4	2.4	2.2								
Avg. Stride Length [m]	6.7	8.0	8.0	7.7	7.4								



[] Ranking at each section and finish
-.-.- No data available at this section
NA No data available



Horse/Jockey Name	Golden Boom
Final Rank	5
Fastest Section Time (Section)	0:10.27 (800m)
Top Speed [km/h] (Section)	72.5 (800m)
Race State	Finished

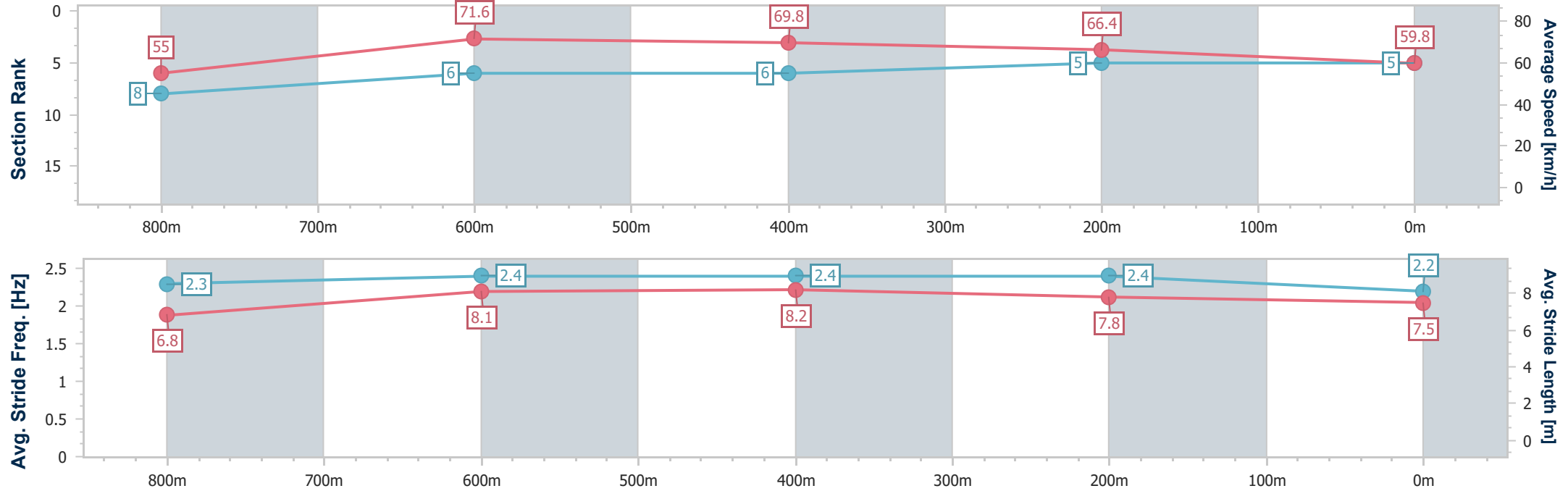


Eagle FarmProfessional
Race 6: SKY RACING BRIBIE HANDICAP - 1000m

13 December 2025 - 15:18
Track Rating: Soft 5, Weather: Fine, Rail Position: +1m Entire Course



Section	Overall	800m	600m	400m	200m								
Section Times	0:57.10 [5] (0:13.28)	0:43.82 [8] (0:10.27)	0:33.55 [6] (0:10.68)	0:22.87 [6] (0:10.85)	0:12.02 [5] (0:12.02)								
Average Speed [km/h]	55.0	71.6	69.8	66.4	59.8								
Top Speed [km/h]	71.0	72.5	71.0	68.4	64.1								
Avg. Dist. to Rail [m]	7.4	5.2	6.8	8.3	7.4								
Avg. Stride Freq. [Hz]	2.3	2.4	2.4	2.4	2.2								
Avg. Stride Length [m]	6.8	8.1	8.2	7.8	7.5								





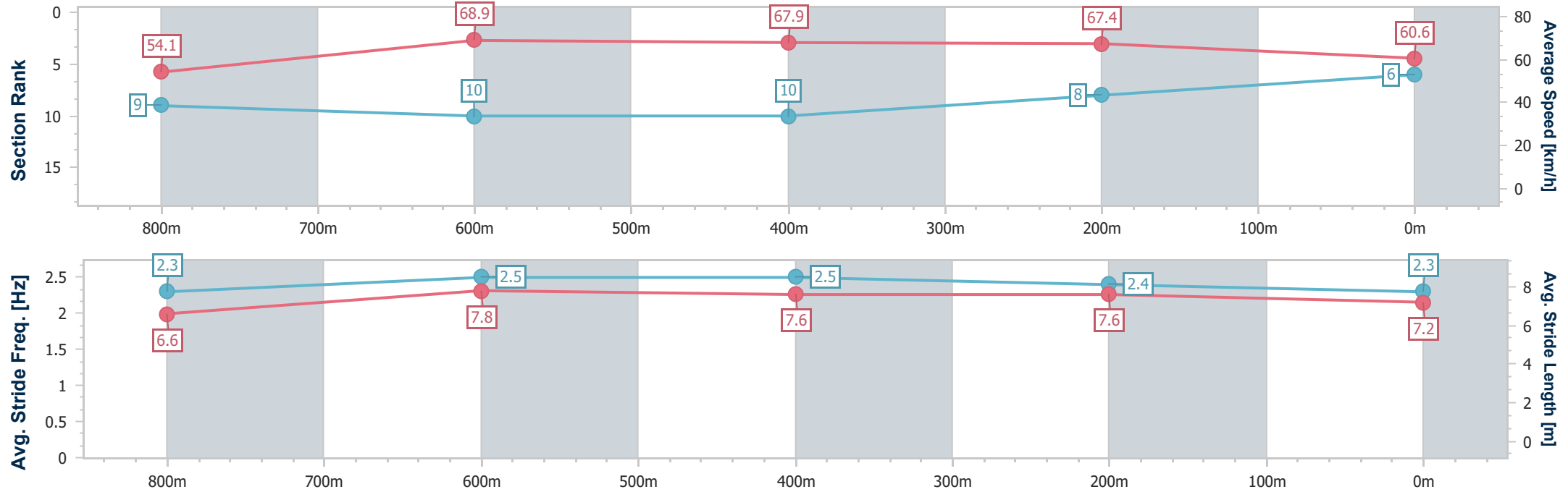
Horse/Jockey Name	King Kapa
Final Rank	6
Fastest Section Time (Section)	0:10.49 (800m)
Top Speed [km/h] (Section)	69.8 (800m)
Race State	Finished



Eagle FarmProfessional
Race 6: SKY RACING BRIBIE HANDICAP - 1000m
13 December 2025 - 15:18
Track Rating: Soft 5, Weather: Fine, Rail Position: +1m Entire Course



Section	Overall	800m	600m	400m	200m										
Section Times	0:57.11 [6] (0:13.36)	0:43.75 [9] (0:10.49)	0:33.26 [10] (0:10.68)	0:22.58 [10] (0:10.69)	0:11.89 [8] (0:11.89)										
Average Speed [km/h]	54.1	68.9	67.9	67.4	60.6										
Top Speed [km/h]	69.2	69.8	69.7	69.2	64.9										
Avg. Dist. to Rail [m]	3.2	0.8	0.9	5.7	7.6										
Avg. Stride Freq. [Hz]	2.3	2.5	2.5	2.4	2.3										
Avg. Stride Length [m]	6.6	7.8	7.6	7.6	7.2										



[] Ranking at each section and finish
-.-.- No data available at this section
NA No data available



Horse/Jockey Name	Manhood
Final Rank	7
Fastest Section Time (Section)	0:10.50 (800m)
Top Speed [km/h] (Section)	71.4 (800m)
Race State	Finished

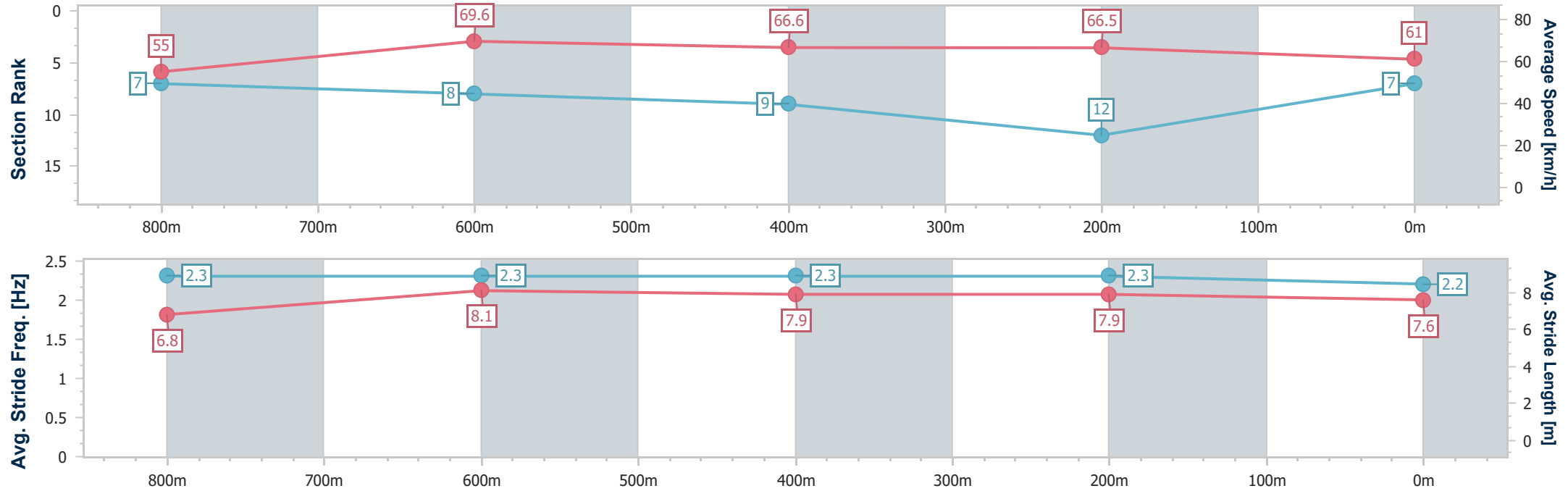


Eagle FarmProfessional
Race 6: SKY RACING BRIBIE HANDICAP - 1000m

13 December 2025 - 15:18
Track Rating: Soft 5, Weather: Fine, Rail Position: +1m Entire Course



Section	Overall	800m	600m	400m	200m										
Section Times	0:57.13 [7] (0:13.21)	0:43.92 [7] (0:10.50)	0:33.42 [8] (0:10.81)	0:22.61 [9] (0:10.81)	0:11.80 [12] (0:11.80)										
Average Speed [km/h]	55.0	69.6	66.6	66.5	61.0										
Top Speed [km/h]	69.7	71.4	67.7	67.6	64.4										
Avg. Dist. to Rail [m]	5.9	2.4	0.5	5.6	5.4										
Avg. Stride Freq. [Hz]	2.3	2.3	2.3	2.3	2.2										
Avg. Stride Length [m]	6.8	8.1	7.9	7.9	7.6										



[] Ranking at each section and finish
-.-.- No data available at this section
NA No data available



Horse/Jockey Name	Shalaa's Moment
Final Rank	8
Fastest Section Time (Section)	0:10.47 (800m)
Top Speed [km/h] (Section)	69.5 (800m)
Race State	Finished

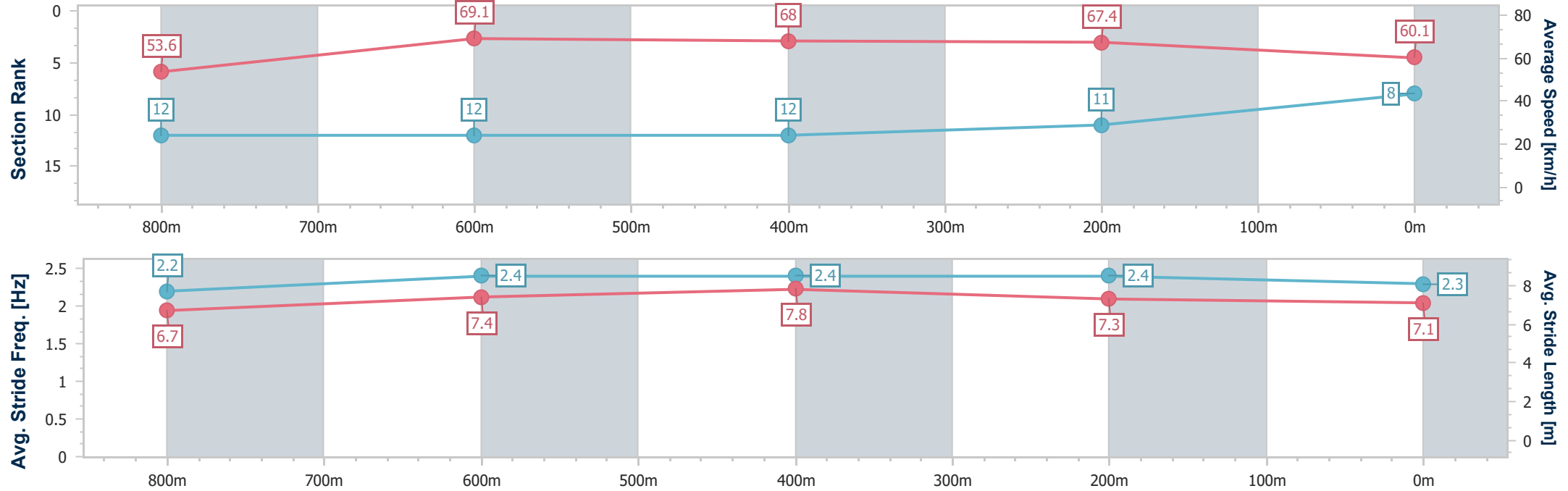


Eagle FarmProfessional
Race 6: SKY RACING BRIBIE HANDICAP - 1000m

13 December 2025 - 15:18
Track Rating: Soft 5, Weather: Fine, Rail Position: +1m Entire Course



Section	Overall	800m	600m	400m	200m								
Section Times	0:57.25 [8] (0:13.55)	0:43.70 [12] (0:10.47)	0:33.23 [12] (0:10.58)	0:22.65 [12] (0:10.71)	0:11.94 [11] (0:11.94)								
Average Speed [km/h]	53.6	69.1	68.0	67.4	60.1								
Top Speed [km/h]	69.0	69.5	68.5	68.8	64.4								
Avg. Dist. to Rail [m]	6.0	1.1	0.4	1.7	1.1								
Avg. Stride Freq. [Hz]	2.2	2.4	2.4	2.4	2.3								
Avg. Stride Length [m]	6.7	7.4	7.8	7.3	7.1								





Horse/Jockey Name	Wanda Rox
Final Rank	9
Fastest Section Time (Section)	0:10.18 (800m)
Top Speed [km/h] (Section)	72.0 (Overall)
Race State	Finished

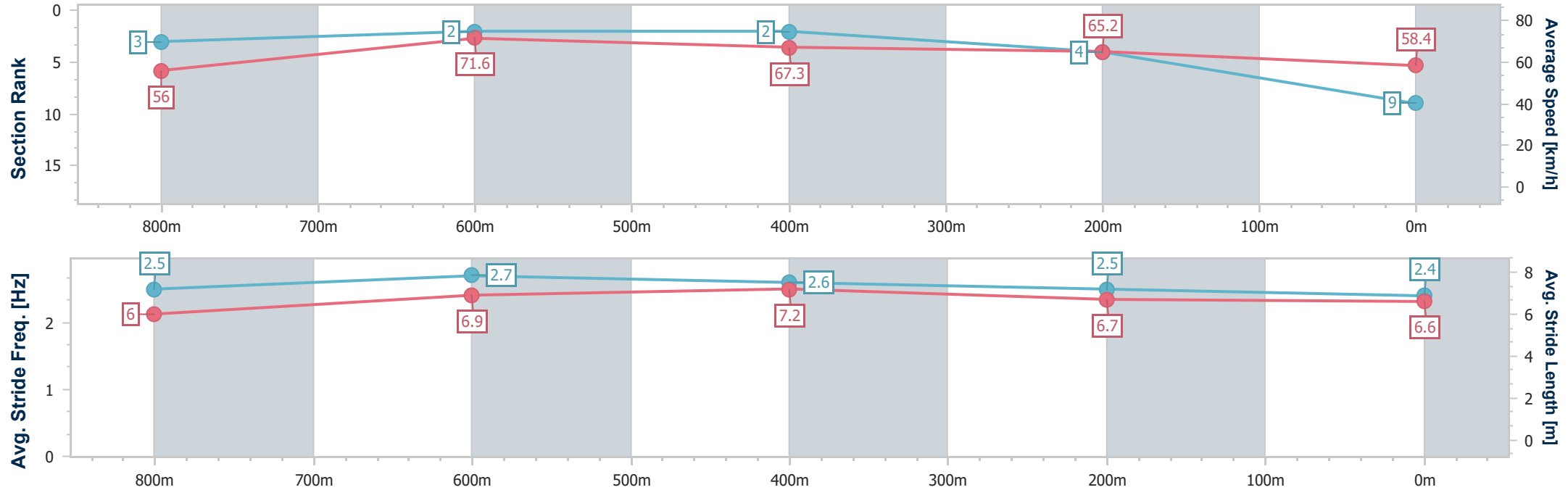


Eagle FarmProfessional
Race 6: SKY RACING BRIBIE HANDICAP - 1000m

13 December 2025 - 15:18
Track Rating: Soft 5, Weather: Fine, Rail Position: +1m Entire Course



Section	Overall	800m	600m	400m	200m								
Section Times	0:57.31 [9] (0:13.01)	0:44.30 [3] (0:10.18)	0:34.12 [2] (0:10.76)	0:23.36 [2] (0:11.08)	0:12.28 [4] (0:12.28)								
Average Speed [km/h]	56.0	71.6	67.3	65.2	58.4								
Top Speed [km/h]	72.0	72.0	69.3	66.8	62.2								
Avg. Dist. to Rail [m]	8.7	2.8	1.2	2.8	2.2								
Avg. Stride Freq. [Hz]	2.5	2.7	2.6	2.5	2.4								
Avg. Stride Length [m]	6.0	6.9	7.2	6.7	6.6								



- [] Ranking at each section and finish
- .-.- No data available at this section
- NA No data available



Horse/Jockey Name	Steady Ready
Final Rank	10
Fastest Section Time (Section)	0:10.12 (800m)
Top Speed [km/h] (Section)	69.9 (600m)
Race State	Finished

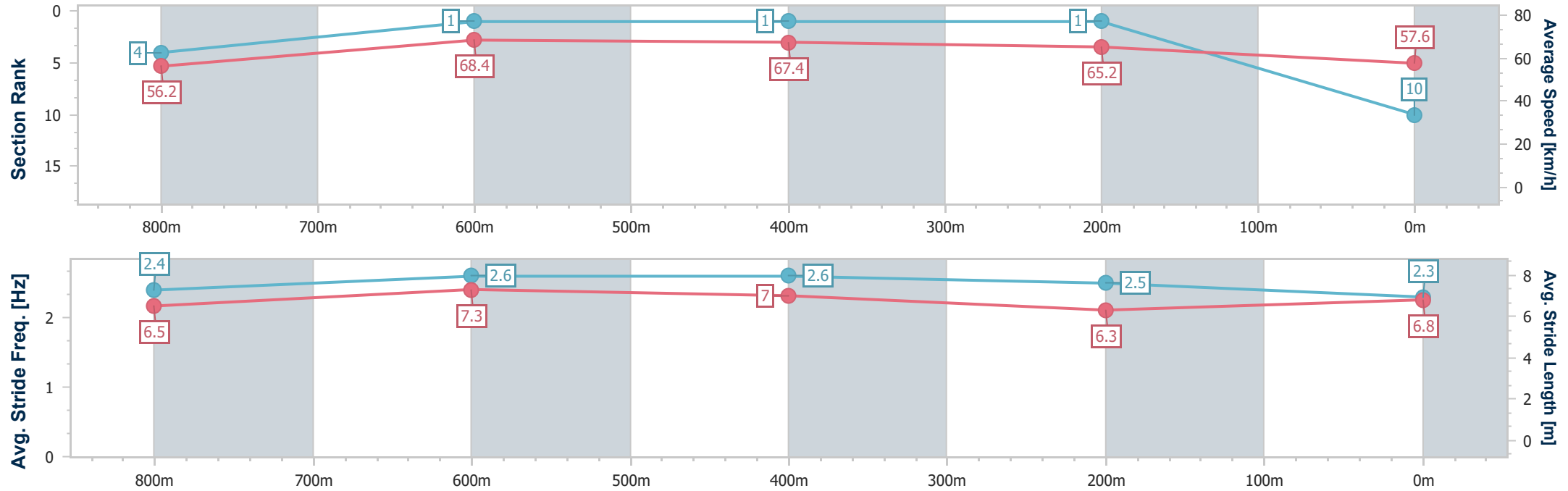


Eagle FarmProfessional
Race 6: SKY RACING BRIBIE HANDICAP - 1000m

13 December 2025 - 15:18
Track Rating: Soft 5, Weather: Fine, Rail Position: +1m Entire Course



Section	Overall	800m	600m	400m	200m								
Section Times	0:57.32 [10] (0:13.03)	0:44.29 [4] (0:10.12)	0:34.17 [1] (0:10.60)	0:23.57 [1] (0:11.04)	0:12.53 [1] (0:12.53)								
Average Speed [km/h]	56.2	68.4	67.4	65.2	57.6								
Top Speed [km/h]	68.8	68.4	69.9	66.9	62.1								
Avg. Dist. to Rail [m]	10.1	2.7	0.9	2.6	3.3								
Avg. Stride Freq. [Hz]	2.4	2.6	2.6	2.5	2.3								
Avg. Stride Length [m]	6.5	7.3	7.0	6.3	6.8								



- [] Ranking at each section and finish
- .-.- No data available at this section
- NA No data available



Horse/Jockey Name	Chakra Boy
Final Rank	11
Fastest Section Time (Section)	0:10.33 (800m)
Top Speed [km/h] (Section)	70.7 (800m)
Race State	Finished

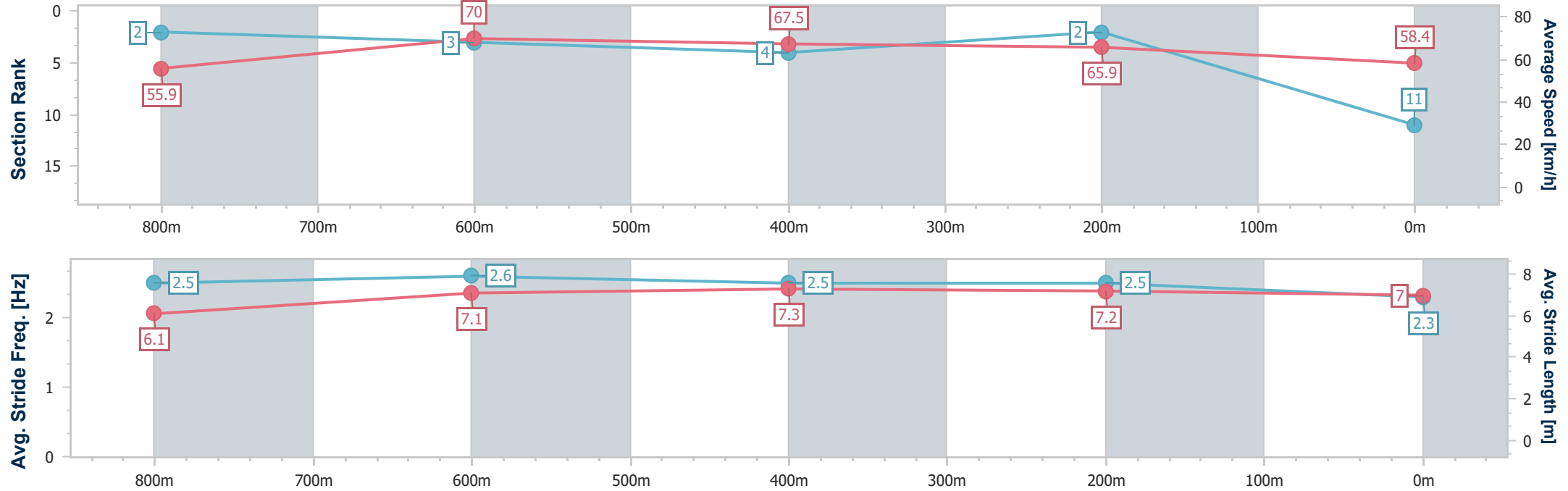


Eagle FarmProfessional
Race 6: SKY RACING BRIBIE HANDICAP - 1000m

13 December 2025 - 15:18
Track Rating: Soft 5, Weather: Fine, Rail Position: +1m Entire Course



Section	Overall	800m	600m	400m	200m										
Section Times	0:57.34 [11] (0:12.99)	0:44.35 [2] (0:10.33)	0:34.02 [3] (0:10.74)	0:23.28 [4] (0:10.94)	0:12.34 [2] (0:12.34)										
Average Speed [km/h]	55.9	70.0	67.5	65.9	58.4										
Top Speed [km/h]	69.7	70.7	67.4	67.7	63.6										
Avg. Dist. to Rail [m]	4.1	1.5	1.9	5.2	3.9										
Avg. Stride Freq. [Hz]	2.5	2.6	2.5	2.5	2.3										
Avg. Stride Length [m]	6.1	7.1	7.3	7.2	7.0										





Horse/Jockey Name	Prince Of Boom
Final Rank	12
Fastest Section Time (Section)	0:10.37 (800m)
Top Speed [km/h] (Section)	70.8 (800m)
Race State	Finished

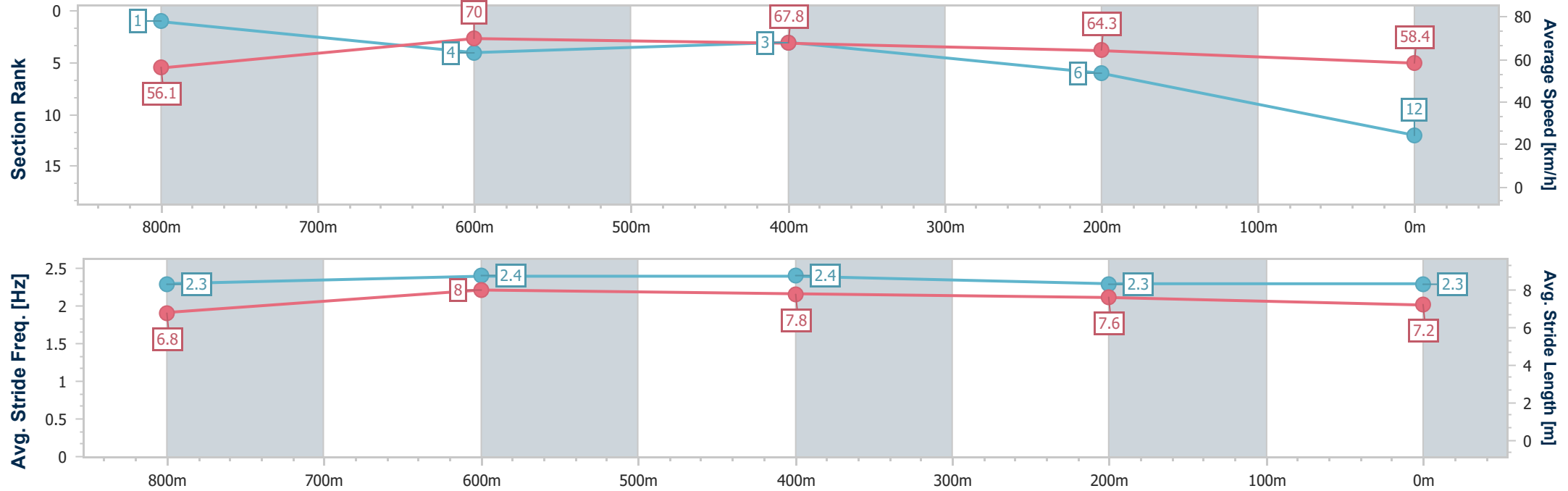


Eagle FarmProfessional
Race 6: SKY RACING BRIBIE HANDICAP - 1000m

13 December 2025 - 15:18
Track Rating: Soft 5, Weather: Fine, Rail Position: +1m Entire Course



Section	Overall	800m	600m	400m	200m										
Section Times	0:57.47 [12] (0:12.98)	0:44.49 [1] (0:10.37)	0:34.12 [4] (0:10.63)	0:23.49 [3] (0:11.15)	0:12.34 [6] (0:12.34)										
Average Speed [km/h]	56.1	70.0	67.8	64.3	58.4										
Top Speed [km/h]	69.9	70.8	69.0	66.4	61.8										
Avg. Dist. to Rail [m]	6.5	1.8	0.6	5.3	4.8										
Avg. Stride Freq. [Hz]	2.3	2.4	2.4	2.3	2.3										
Avg. Stride Length [m]	6.8	8.0	7.8	7.6	7.2										



[] Ranking at each section and finish
-.-.- No data available at this section
NA No data available



Eagle Farm Professional

Race 7: U&U RECRUITMENT TAILS STAKES - 1500m

13 December 2025 - 15:58



BRISBANE
RACING CLUB

Track Rating: Soft 5, Weather: Fine, Rail Position: +1m Entire Course

Section						Overall	1400m	1200m	1000m	800m	600m	400m	Last 600m		
Field Times						1:28.65 (0:08.19)	1:20.46 (0:10.88)	1:09.58 (0:11.04)	0:58.54 (0:11.72)	0:46.82 (0:11.52)	0:35.30 (0:11.51)	0:23.79 (0:11.53)	0:35.30		
Rank	TAB	Horse/Jockey	Barrier	Top Speed [km/h]	Fastest Section										Distance Travelled [m]
1	3	MISS JOELENE	12	67.3	0:08.74	1:28.65 [1]	1:19.91 [11]	1:08.72 [11]	0:57.59 [11]	0:45.81 [13]	0:34.23 [13]	0:23.17 [12]	0:34.23		
		Cejay Graham		400m	Overall	(0:08.74)	(0:11.19)	(0:11.13)	(0:11.78)	(0:11.58)	(0:11.06)	(0:10.91)			
2	7	SNITZANOVA	5	66.5	0:08.47	1:28.82 [2]	1:20.35 [9]	1:09.21 [9]	0:58.04 [8]	0:46.29 [9]	0:34.80 [9]	0:23.60 [8]	0:34.80	-2	
		Damien Thornton		1400m	Overall	(0:08.47)	(0:11.14)	(0:11.17)	(0:11.75)	(0:11.49)	(0:11.20)	(0:11.27)			
3	11	WARBY	11	67.5	0:09.14	1:28.90 [3]	1:19.76 [13]	1:08.76 [13]	0:57.78 [12]	0:46.21 [11]	0:34.62 [12]	0:23.50 [10]	0:34.62	-1	
		Ben Thompson		400m	Overall	(0:09.14)	(0:11.00)	(0:10.98)	(0:11.57)	(0:11.59)	(0:11.12)	(0:11.33)			
4	12	DEMON DARB	4	67.2	0:08.37	1:28.94 [4]	1:20.57 [6]	1:09.34 [8]	0:58.12 [9]	0:46.32 [10]	0:34.80 [10]	0:23.49 [11]	0:34.80	-6	
		Ron Stewart		400m	Overall	(0:08.37)	(0:11.23)	(0:11.22)	(0:11.80)	(0:11.52)	(0:11.31)	(0:11.12)			
5	5	COCO JAMBOO	1	66.6	0:08.37	1:29.12 [5]	1:20.75 [4]	1:09.70 [7]	0:58.49 [7]	0:46.83 [7]	0:35.35 [7]	0:23.96 [7]	0:35.35	-4	
		Daniel Moor		1400m	Overall	(0:08.37)	(0:11.05)	(0:11.21)	(0:11.66)	(0:11.48)	(0:11.39)	(0:11.39)			
6	8	SPACE TRACKER	6	67.6	0:08.37	1:29.13 [6]	1:20.76 [5]	1:09.84 [4]	0:58.74 [6]	0:46.94 [5]	0:35.40 [6]	0:24.07 [5]	0:35.40	-2	
		Heavelon Van		1400m	Overall	(0:08.37)	(0:10.92)	(0:11.10)	(0:11.80)	(0:11.54)	(0:11.33)	(0:11.50)			
7	1	PORT LOCKROY	3	66.8	0:08.19	1:29.21 [7]	1:21.02 [1]	1:09.98 [2]	0:58.90 [3]	0:46.97 [6]	0:35.59 [3]	0:24.29 [2]	0:35.59	+1	
		Ryan Maloney		1400m	Overall	(0:08.19)	(0:11.04)	(0:11.08)	(0:11.93)	(0:11.38)	(0:11.30)	(0:11.59)			
8	4	SIBAAQ	13	69.5	0:08.33	1:29.23 [8]	1:20.90 [2]	1:10.16 [1]	0:59.12 [1]	0:47.40 [1]	0:35.88 [1]	0:24.37 [1]	0:35.88	-4	
		Justin Huxtable		1400m	Overall	(0:08.33)	(0:10.74)	(0:11.04)	(0:11.72)	(0:11.52)	(0:11.51)	(0:11.66)			
9	9	THE DROVER	10	68.4	0:08.38	1:29.32 [9]	1:20.94 [7]	1:09.95 [6]	0:59.01 [4]	0:47.28 [4]	0:35.63 [5]	0:24.39 [3]	0:35.63	+2	
		Adin Thompson		1400m	Overall	(0:08.38)	(0:10.99)	(0:10.94)	(0:11.73)	(0:11.65)	(0:11.24)	(0:11.51)			
10	10	TORABELLA	7	67.4	0:08.40	1:29.36 [10]	1:20.96 [8]	1:10.01 [5]	0:59.07 [2]	0:47.46 [2]	0:35.82 [2]	0:24.42 [4]	0:35.82	-4	
		Angela Jones		1200m	Overall	(0:08.40)	(0:10.95)	(0:10.94)	(0:11.61)	(0:11.64)	(0:11.40)	(0:11.56)			

Scratched: Darnation (#2)

Report Created: Sat 13 December 2025 16:37 GMT (Note: Timing is based on position data)

Page 1/17

[] Ranking at each section and finish
-:-:- No data available at this section
NA No data available

SCN Saddle cloth number
DNF Did not finish
DNT Did not track

data processed by  TRIPLES DATA



Eagle Farm Professional

Race 7: U&U RECRUITMENT TAILS STAKES - 1500m

13 December 2025 - 15:58



BRISBANE
RACING CLUB

Track Rating: Soft 5, Weather: Fine, Rail Position: +1m Entire Course

Section					Overall	1400m	1200m	1000m	800m	600m	400m	Last 600m			
Field Times					1:28.65 (0:08.19)	1:20.46 (0:10.88)	1:09.58 (0:11.04)	0:58.54 (0:11.72)	0:46.82 (0:11.52)	0:35.30 (0:11.51)	0:23.79 (0:11.53)	0:35.30			
Rank	TAB	Horse/Jockey	Barrier	Top Speed [km/h]	Fastest Section										Distance Travelled [m]
11	14	LIBERTY STEPS	8	66.7	0:08.66	1:29.43 [11]	1:20.77 [10]	1:09.75 [10]	0:58.51 [10]	0:46.91 [8]	0:35.47 [8]	0:24.06 [9]	0:35.47	-6	
		Mark Du Plessis		1400m	Overall	(0:08.66)	(0:11.02)	(0:11.24)	(0:11.60)	(0:11.44)	(0:11.41)	(0:11.38)			
12	13	LARRIKIN ROGUE	9	66.8	0:08.98	1:29.57 [12]	1:20.59 [12]	1:09.59 [12]	0:58.36 [13]	0:46.75 [12]	0:35.30 [11]	0:23.99 [13]	0:35.30	-10	
		Jake Bayliss		1400m	Overall	(0:08.98)	(0:11.00)	(0:11.23)	(0:11.61)	(0:11.45)	(0:11.31)	(0:11.40)			
13	6	VICTORY WIN	2	67.8	0:08.34	1:29.68 [13]	1:21.34 [3]	1:10.42 [3]	0:59.34 [5]	0:47.65 [3]	0:36.03 [4]	0:24.58 [6]	0:36.03	-6	
		Martin Harley		1400m	Overall	(0:08.34)	(0:10.92)	(0:11.08)	(0:11.69)	(0:11.62)	(0:11.45)	(0:11.72)			

Scratched: Darnation (#2)



Eagle Farm Professional

Race 7: U&U RECRUITMENT TAILS STAKES - 1500m

13 December 2025 - 15:58



BRISBANE
RACING CLUB

Track Rating: Soft 5, Weather: Fine, Rail Position: +1m Entire Course

Section Field Times				200m 0:12.26 (0:12.26)				Last 600m 0:35.30	
Rank	TAB	Horse/Jockey	Barrier	Top Speed [km/h]	Fastest Section	Margin		Distance Travelled [m]	
1	3	MISS JOELENE	12	67.3	0:08.74	0:12.26 [1]	1:28.65	0:34.23	
		Cejay Graham		400m	Overall	(0:12.26)			
2	7	SNITZANOVA	5	66.5	0:08.47	0:12.33 [3]	1L	0:34.80	-2
		Damien Thornton		1400m	Overall	(0:12.33)			
3	11	WARBY	11	67.5	0:09.14	0:12.17 [10]	1.42L	0:34.62	-1
		Ben Thompson		400m	Overall	(0:12.17)			
4	12	DEMON DARB	4	67.2	0:08.37	0:12.37 [9]	1.68L	0:34.80	-6
		Ron Stewart		400m	Overall	(0:12.37)			
5	5	COCO JAMBOO	1	66.6	0:08.37	0:12.57 [7]	2.75L	0:35.35	-4
		Daniel Moor		1400m	Overall	(0:12.57)			
6	8	SPACE TRACKER	6	67.6	0:08.37	0:12.57 [8]	2.8L	0:35.40	-2
		Heavelon Van		1400m	Overall	(0:12.57)			
7	1	PORT LOCKROY	3	66.8	0:08.19	0:12.70 [5]	3.27L	0:35.59	+1
		Ryan Maloney		1400m	Overall	(0:12.70)			
8	4	SIBAAQ	13	69.5	0:08.33	0:12.71 [6]	3.4L	0:35.88	-4
		Justin Huxtable		1400m	Overall	(0:12.71)			
9	9	THE DROVER	10	68.4	0:08.38	0:12.88 [2]	3.89L	0:35.63	+2
		Adin Thompson		1400m	Overall	(0:12.88)			
10	10	TORABELLA	7	67.4	0:08.40	0:12.86 [4]	4.12L	0:35.82	-4
		Angela Jones		1200m	Overall	(0:12.86)			

Scratched: Darnation (#2)

Report Created: Sat 13 December 2025 16:37 GMT (Note: Timing is based on position data)

Page 3/17

[] Ranking at each section and finish
-:-:- No data available at this section
NA No data available

SCN Saddle cloth number
DNF Did not finish
DNT Did not track

data processed by  TRIPLESDATA



Eagle Farm Professional
Race 7: U&U RECRUITMENT TAILS STAKES - 1500m
13 December 2025 - 15:58



Track Rating: Soft 5, Weather: Fine, Rail Position: +1m Entire Course

Section Field Times		200m 0:12.26 (0:12.26)		Last 600m 0:35.30					
Rank	TAB Horse/Jockey	Barrier	Top Speed [km/h]	Fastest Section	Margin				Distance Travelled [m]
11	14 LIBERTY STEPS	8	66.7	0:08.66	0:12.68 [11]	4.58L			0:35.47 -6
	Mark Du Plessis		1400m	Overall	(0:12.68)				
12	13 LARRIKIN ROGUE	9	66.8	0:08.98	0:12.59 [13]	5.37L			0:35.30 -10
	Jake Bayliss		1400m	Overall	(0:12.59)				
13	6 VICTORY WIN	2	67.8	0:08.34	0:12.86 [12]	6.05L			0:36.03 -6
	Martin Harley		1400m	Overall	(0:12.86)				

Scratched: Darnation (#2)



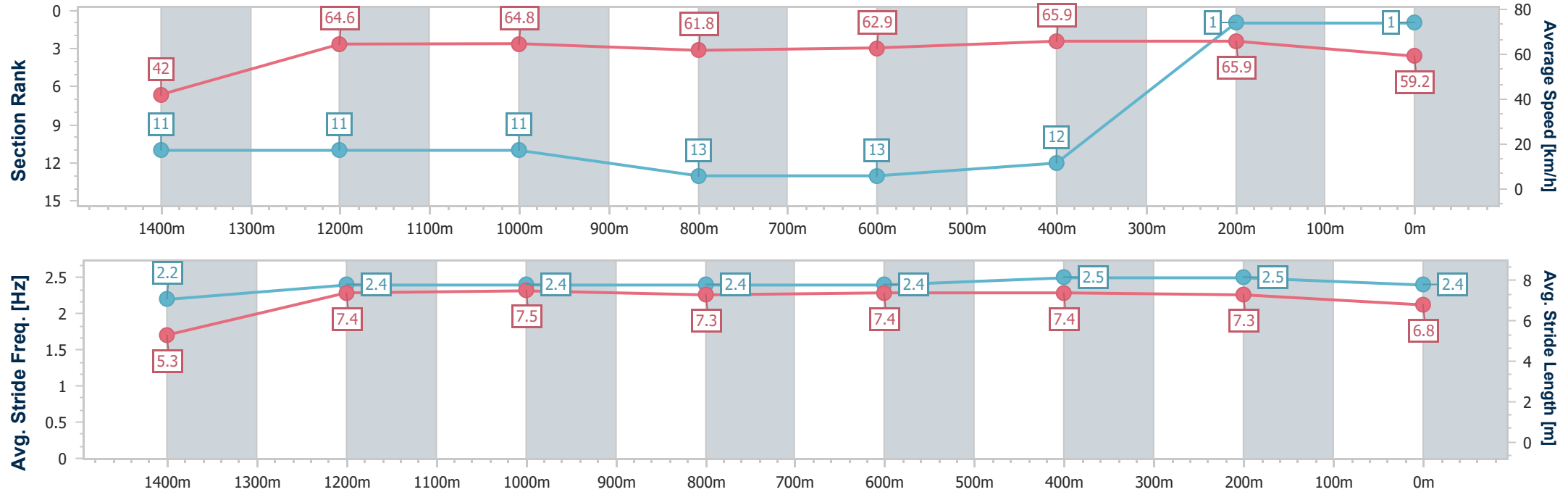
Horse/Jockey Name	Miss Joelene
Final Rank	1
Fastest Section Time (Section)	0:08.74 (Overall)
Top Speed [km/h] (Section)	67.3 (400m)
Race State	Finished



Eagle FarmProfessional
Race 7: U&U RECRUITMENT TAILS STAKES - 1500m
13 December 2025 - 15:58
Track Rating: Soft 5, Weather: Fine, Rail Position: +1m Entire Course



Section	Overall	1400m	1200m	1000m	800m	600m	400m	200m					
Section Times	1:28.65 [1] (0:08.74)	1:19.91 [11] (0:11.19)	1:08.72 [11] (0:11.13)	0:57.59 [11] (0:11.78)	0:45.81 [13] (0:11.58)	0:34.23 [13] (0:11.06)	0:23.17 [12] (0:10.91)	0:12.26 [1] (0:12.26)					
Average Speed [km/h]	42.0	64.6	64.8	61.8	62.9	65.9	65.9	59.2					
Top Speed [km/h]	60.4	66.4	66.0	63.4	64.1	67.3	67.3	63.7					
Avg. Dist. to Rail [m]	16.8	3.3	3.1	2.6	2.0	2.8	9.8	7.9					
Avg. Stride Freq. [Hz]	2.2	2.4	2.4	2.4	2.4	2.5	2.5	2.4					
Avg. Stride Length [m]	5.3	7.4	7.5	7.3	7.4	7.4	7.3	6.8					



[] Ranking at each section and finish
-.-.- No data available at this section
NA No data available



Horse/Jockey Name	Snitzanova
Final Rank	2
Fastest Section Time (Section)	0:08.47 (Overall)
Top Speed [km/h] (Section)	66.5 (1400m)
Race State	Finished

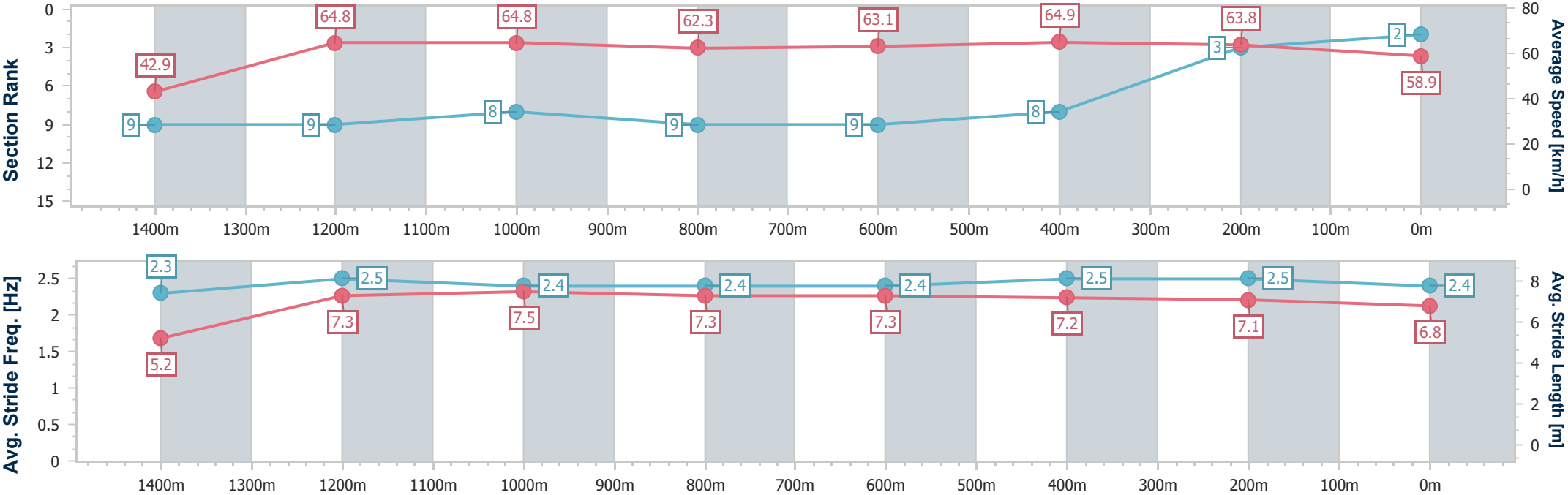


Eagle FarmProfessional
Race 7: U&U RECRUITMENT TAILS STAKES - 1500m

13 December 2025 - 15:58
Track Rating: Soft 5, Weather: Fine, Rail Position: +1m Entire Course



Section	Overall	1400m	1200m	1000m	800m	600m	400m	200m					
Section Times	1:28.82 [2] (0:08.47)	1:20.35 [9] (0:11.14)	1:09.21 [9] (0:11.17)	0:58.04 [8] (0:11.75)	0:46.29 [9] (0:11.49)	0:34.80 [9] (0:11.20)	0:23.60 [8] (0:11.27)	0:12.33 [3] (0:12.33)					
Average Speed [km/h]	42.9	64.8	64.8	62.3	63.1	64.9	63.8	58.9					
Top Speed [km/h]	60.5	66.5	66.1	64.1	65.1	65.5	65.7	61.4					
Avg. Dist. to Rail [m]	12.3	5.5	5.8	3.6	1.3	1.7	6.6	7.6					
Avg. Stride Freq. [Hz]	2.3	2.5	2.4	2.4	2.4	2.5	2.5	2.4					
Avg. Stride Length [m]	5.2	7.3	7.5	7.3	7.3	7.2	7.1	6.8					



[] Ranking at each section and finish
-.-.- No data available at this section
NA No data available



Horse/Jockey Name	Warby
Final Rank	3
Fastest Section Time (Section)	0:09.14 (Overall)
Top Speed [km/h] (Section)	67.5 (400m)
Race State	Finished



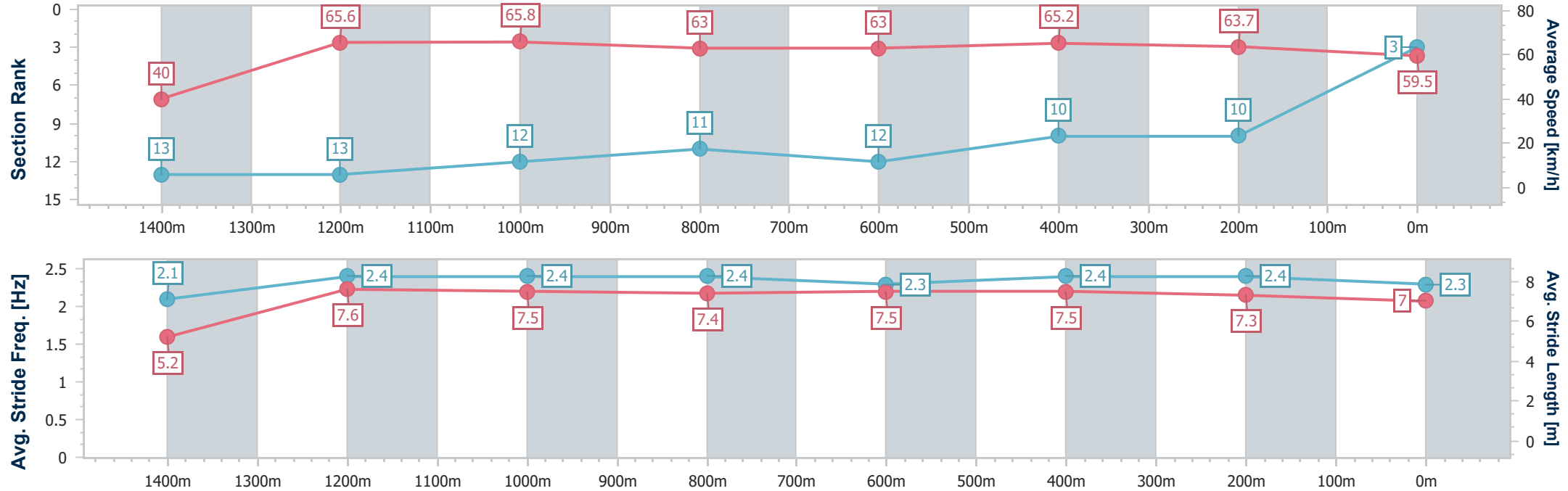
Eagle FarmProfessional
Race 7: U&U RECRUITMENT TAILS STAKES - 1500m

13 December 2025 - 15:58
Track Rating: Soft 5, Weather: Fine, Rail Position: +1m Entire Course



BRISBANE
RACING CLUB

Section	Overall	1400m	1200m	1000m	800m	600m	400m	200m					
Section Times	1:28.90 [3] (0:09.14)	1:19.76 [13] (0:11.00)	1:08.76 [13] (0:10.98)	0:57.78 [12] (0:11.57)	0:46.21 [11] (0:11.59)	0:34.62 [12] (0:11.12)	0:23.50 [10] (0:11.33)	0:12.17 [10] (0:12.17)					
Average Speed [km/h]	40.0	65.6	65.8	63.0	63.0	65.2	63.7	59.5					
Top Speed [km/h]	62.3	67.1	66.5	66.3	64.6	67.3	67.5	61.7					
Avg. Dist. to Rail [m]	15.8	2.9	3.4	2.6	2.5	2.0	8.6	10.8					
Avg. Stride Freq. [Hz]	2.1	2.4	2.4	2.4	2.3	2.4	2.4	2.3					
Avg. Stride Length [m]	5.2	7.6	7.5	7.4	7.5	7.5	7.3	7.0					



- [] Ranking at each section and finish
- .-.- No data available at this section
- NA No data available



Horse/Jockey Name	Demon Darb
Final Rank	4
Fastest Section Time (Section)	0:08.37 (Overall)
Top Speed [km/h] (Section)	67.2 (400m)
Race State	Finished



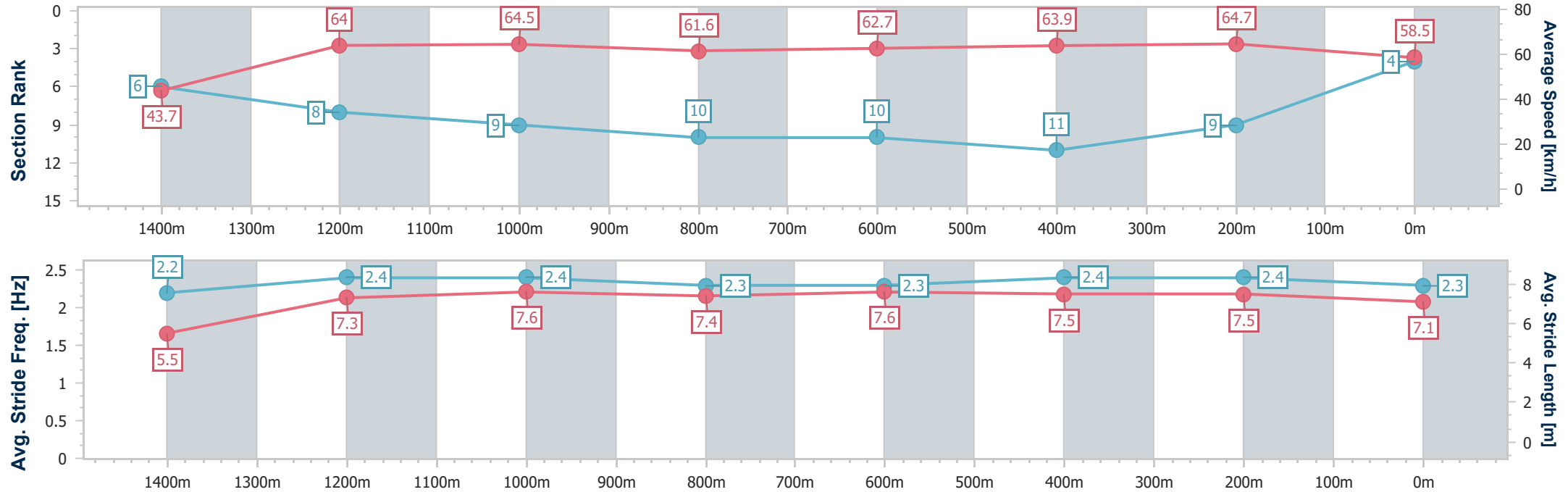
Eagle FarmProfessional
Race 7: U&U RECRUITMENT TAILS STAKES - 1500m

13 December 2025 - 15:58
Track Rating: Soft 5, Weather: Fine, Rail Position: +1m Entire Course



BRISBANE
RACING CLUB

Section	Overall	1400m	1200m	1000m	800m	600m	400m	200m					
Section Times	1:28.94 [4] (0:08.37)	1:20.57 [6] (0:11.23)	1:09.34 [8] (0:11.22)	0:58.12 [9] (0:11.80)	0:46.32 [10] (0:11.52)	0:34.80 [10] (0:11.31)	0:23.49 [11] (0:11.12)	0:12.37 [9] (0:12.37)					
Average Speed [km/h]	43.7	64.0	64.5	61.6	62.7	63.9	64.7	58.5					
Top Speed [km/h]	63.7	65.1	65.8	62.3	64.7	64.6	67.2	62.3					
Avg. Dist. to Rail [m]	10.9	3.1	2.9	1.8	1.1	0.7	6.0	6.9					
Avg. Stride Freq. [Hz]	2.2	2.4	2.4	2.3	2.3	2.4	2.4	2.3					
Avg. Stride Length [m]	5.5	7.3	7.6	7.4	7.6	7.5	7.5	7.1					



- [] Ranking at each section and finish
- .-.- No data available at this section
- NA No data available



Horse/Jockey Name	Coco Jamboo
Final Rank	5
Fastest Section Time (Section)	0:08.37 (Overall)
Top Speed [km/h] (Section)	66.6 (1400m)
Race State	Finished



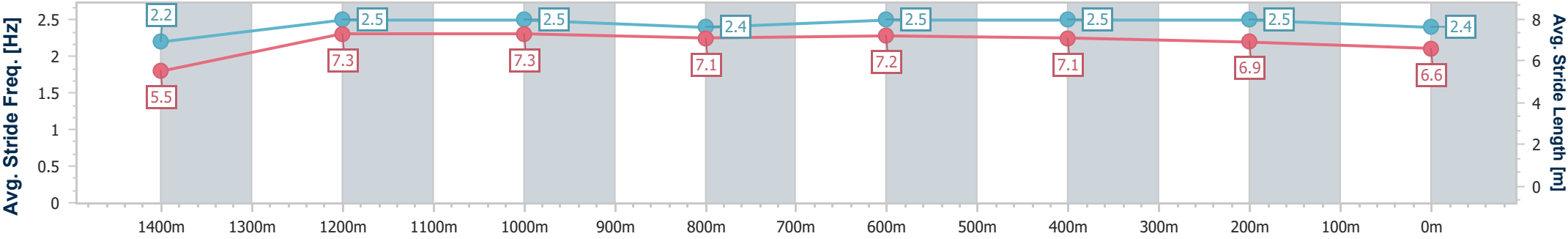
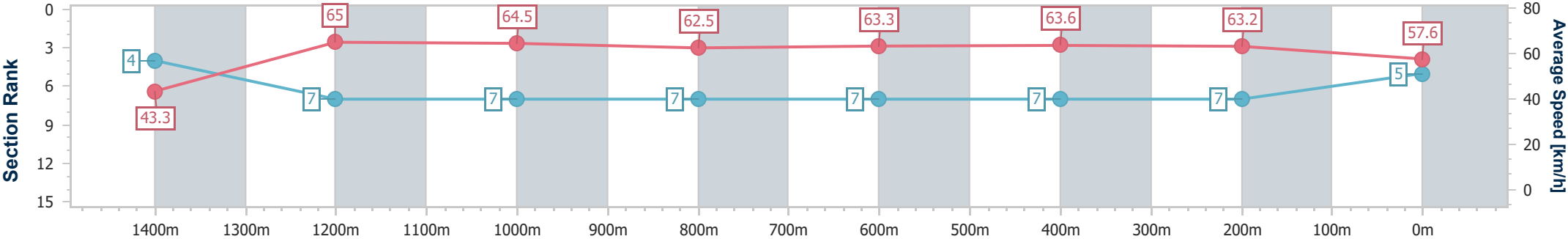
Eagle FarmProfessional
Race 7: U&U RECRUITMENT TAILS STAKES - 1500m

13 December 2025 - 15:58
Track Rating: Soft 5, Weather: Fine, Rail Position: +1m Entire Course



BRISBANE
RACING CLUB

Section	Overall	1400m	1200m	1000m	800m	600m	400m	200m					
Section Times	1:29.12 [5] (0:08.37)	1:20.75 [4] (0:11.05)	1:09.70 [7] (0:11.21)	0:58.49 [7] (0:11.66)	0:46.83 [7] (0:11.48)	0:35.35 [7] (0:11.39)	0:23.96 [7] (0:11.39)	0:12.57 [7] (0:12.57)					
Average Speed [km/h]	43.3	65.0	64.5	62.5	63.3	63.6	63.2	57.6					
Top Speed [km/h]	63.4	66.6	65.5	63.5	64.3	64.8	64.9	61.1					
Avg. Dist. to Rail [m]	8.2	0.5	1.7	2.5	2.0	1.3	2.3	0.4					
Avg. Stride Freq. [Hz]	2.2	2.5	2.5	2.4	2.5	2.5	2.5	2.4					
Avg. Stride Length [m]	5.5	7.3	7.3	7.1	7.2	7.1	6.9	6.6					





Horse/Jockey Name	Space Tracker
Final Rank	6
Fastest Section Time (Section)	0:08.37 (Overall)
Top Speed [km/h] (Section)	67.6 (1400m)
Race State	Finished



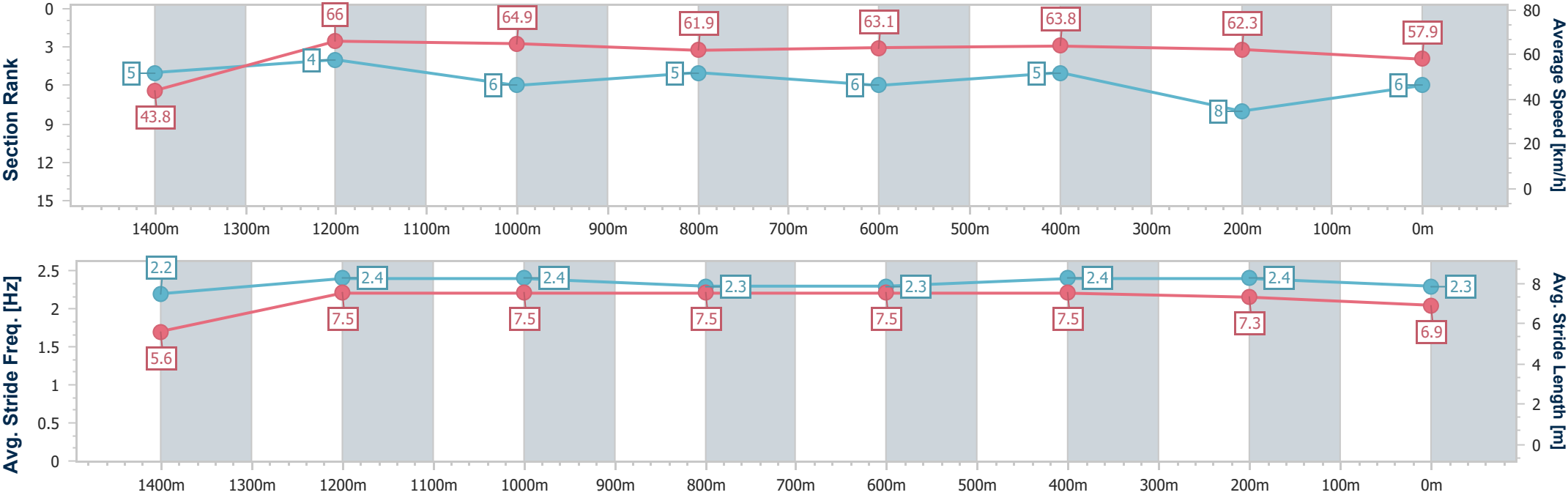
Eagle FarmProfessional
Race 7: U&U RECRUITMENT TAILS STAKES - 1500m

13 December 2025 - 15:58
Track Rating: Soft 5, Weather: Fine, Rail Position: +1m Entire Course



BRISBANE
RACING CLUB

Section	Overall	1400m	1200m	1000m	800m	600m	400m	200m					
Section Times	1:29.13 [6] (0:08.37)	1:20.76 [5] (0:10.92)	1:09.84 [4] (0:11.10)	0:58.74 [6] (0:11.80)	0:46.94 [5] (0:11.54)	0:35.40 [6] (0:11.33)	0:24.07 [5] (0:11.50)	0:12.57 [8] (0:12.57)					
Average Speed [km/h]	43.8	66.0	64.9	61.9	63.1	63.8	62.3	57.9					
Top Speed [km/h]	64.1	67.6	66.9	62.8	63.9	64.8	63.9	61.0					
Avg. Dist. to Rail [m]	13.3	5.1	3.7	3.0	2.0	0.9	2.9	2.4					
Avg. Stride Freq. [Hz]	2.2	2.4	2.4	2.3	2.3	2.4	2.4	2.3					
Avg. Stride Length [m]	5.6	7.5	7.5	7.5	7.5	7.5	7.3	6.9					





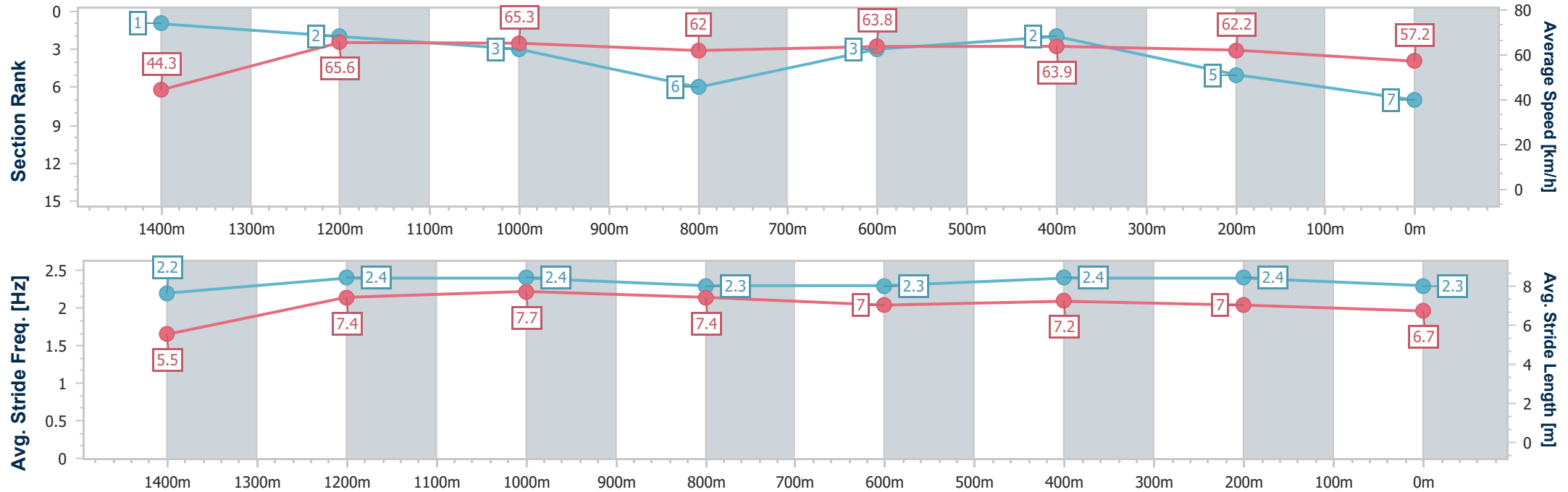
Horse/Jockey Name	Port Lockroy
Final Rank	7
Fastest Section Time (Section)	0:08.19 (Overall)
Top Speed [km/h] (Section)	66.8 (1400m)
Race State	Finished



Eagle FarmProfessional
Race 7: U&U RECRUITMENT TAILS STAKES - 1500m
13 December 2025 - 15:58
Track Rating: Soft 5, Weather: Fine, Rail Position: +1m Entire Course



Section	Overall	1400m	1200m	1000m	800m	600m	400m	200m					
Section Times	1:29.21 [7] (0:08.19)	1:21.02 [1] (0:11.04)	1:09.98 [2] (0:11.08)	0:58.90 [3] (0:11.93)	0:46.97 [6] (0:11.38)	0:35.59 [3] (0:11.30)	0:24.29 [2] (0:11.59)	0:12.70 [5] (0:12.70)					
Average Speed [km/h]	44.3	65.6	65.3	62.0	63.8	63.9	62.2	57.2					
Top Speed [km/h]	64.2	66.8	65.9	63.2	66.4	65.0	63.8	61.4					
Avg. Dist. to Rail [m]	11.1	4.8	5.7	5.1	2.1	0.7	2.3	4.2					
Avg. Stride Freq. [Hz]	2.2	2.4	2.4	2.3	2.3	2.4	2.4	2.3					
Avg. Stride Length [m]	5.5	7.4	7.7	7.4	7.0	7.2	7.0	6.7					





Horse/Jockey Name	Sibaaq
Final Rank	8
Fastest Section Time (Section)	0:08.33 (Overall)
Top Speed [km/h] (Section)	69.5 (1400m)
Race State	Finished

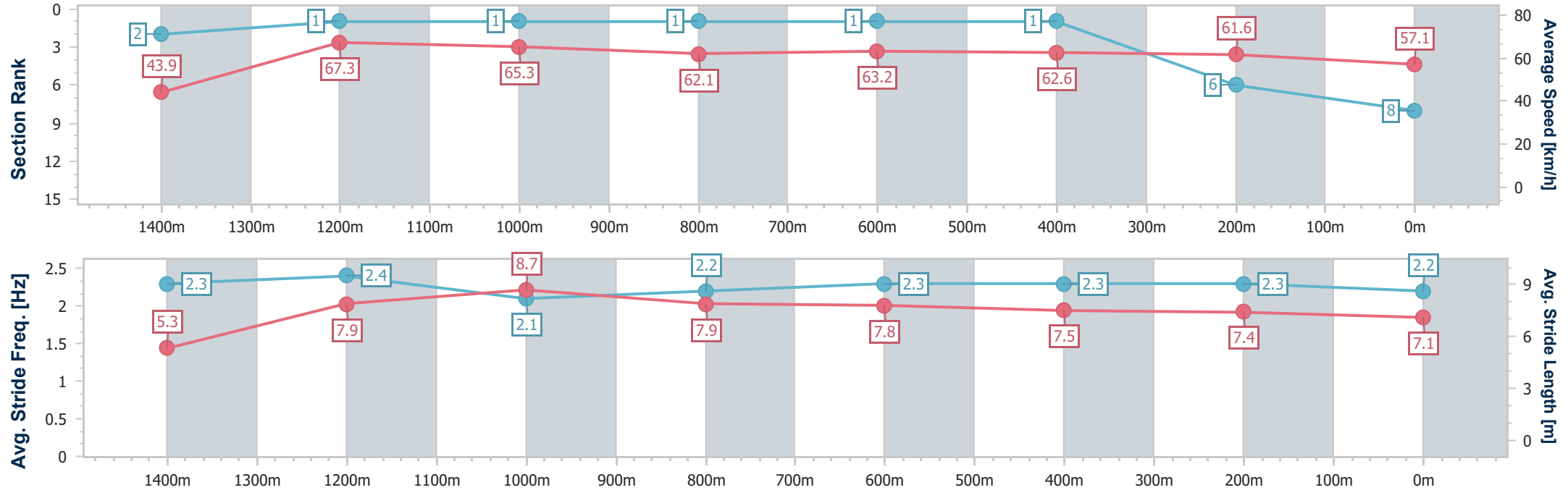


Eagle FarmProfessional
Race 7: U&U RECRUITMENT TAILS STAKES - 1500m

13 December 2025 - 15:58
Track Rating: Soft 5, Weather: Fine, Rail Position: +1m Entire Course



Section	Overall	1400m	1200m	1000m	800m	600m	400m	200m					
Section Times	1:29.23 [8] (0:08.33)	1:20.90 [2] (0:10.74)	1:10.16 [1] (0:11.04)	0:59.12 [1] (0:11.72)	0:47.40 [1] (0:11.52)	0:35.88 [1] (0:11.51)	0:24.37 [1] (0:11.66)	0:12.71 [6] (0:12.71)					
Average Speed [km/h]	43.9	67.3	65.3	62.1	63.2	62.6	61.6	57.1					
Top Speed [km/h]	63.6	69.5	67.2	63.2	64.0	64.2	62.9	60.2					
Avg. Dist. to Rail [m]	19.0	6.2	0.9	1.7	2.2	0.6	1.5	4.0					
Avg. Stride Freq. [Hz]	2.3	2.4	2.1	2.2	2.3	2.3	2.3	2.2					
Avg. Stride Length [m]	5.3	7.9	8.7	7.9	7.8	7.5	7.4	7.1					



[] Ranking at each section and finish
- - - - No data available at this section
NA No data available



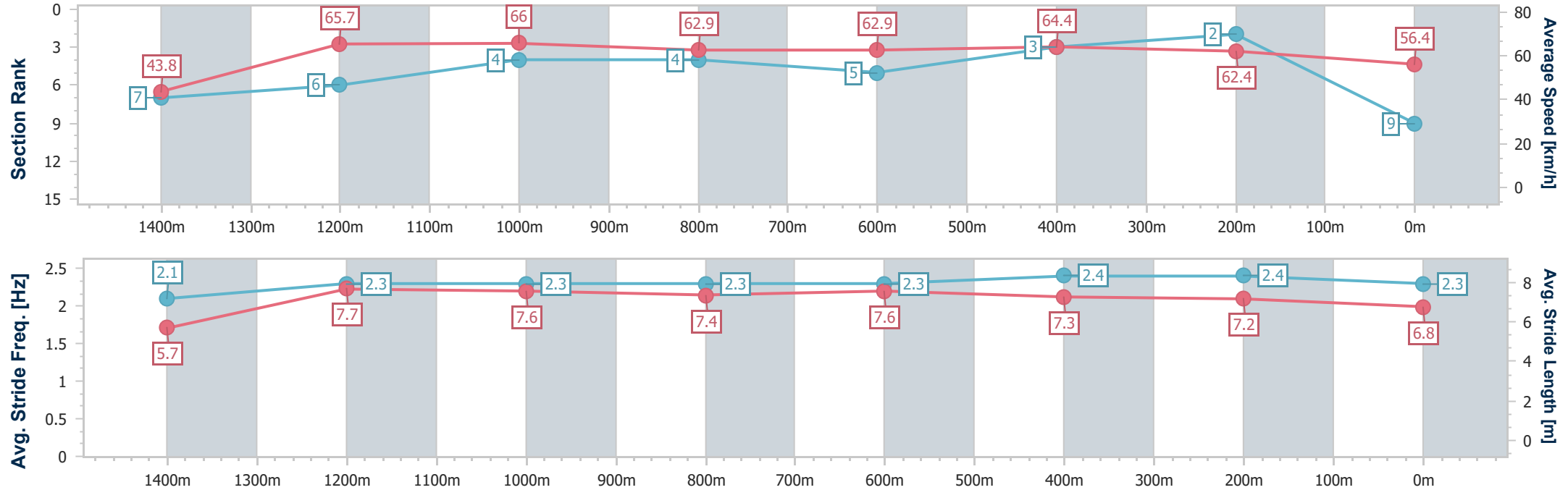
Horse/Jockey Name	The Drover
Final Rank	9
Fastest Section Time (Section)	0:08.38 (Overall)
Top Speed [km/h] (Section)	68.4 (1400m)
Race State	Finished



Eagle FarmProfessional
Race 7: U&U RECRUITMENT TAILS STAKES - 1500m
13 December 2025 - 15:58
Track Rating: Soft 5, Weather: Fine, Rail Position: +1m Entire Course



Section	Overall	1400m	1200m	1000m	800m	600m	400m	200m					
Section Times	1:29.32 [9] (0:08.38)	1:20.94 [7] (0:10.99)	1:09.95 [6] (0:10.94)	0:59.01 [4] (0:11.73)	0:47.28 [4] (0:11.65)	0:35.63 [5] (0:11.24)	0:24.39 [3] (0:11.51)	0:12.88 [2] (0:12.88)					
Average Speed [km/h]	43.8	65.7	66.0	62.9	62.9	64.4	62.4	56.4					
Top Speed [km/h]	61.9	68.4	66.9	64.5	64.0	64.7	64.8	60.2					
Avg. Dist. to Rail [m]	15.1	5.8	4.8	4.3	4.3	0.9	1.8	3.5					
Avg. Stride Freq. [Hz]	2.1	2.3	2.3	2.3	2.3	2.4	2.4	2.3					
Avg. Stride Length [m]	5.7	7.7	7.6	7.4	7.6	7.3	7.2	6.8					





Horse/Jockey Name	Torabella
Final Rank	10
Fastest Section Time (Section)	0:08.40 (Overall)
Top Speed [km/h] (Section)	67.4 (1200m)
Race State	Finished

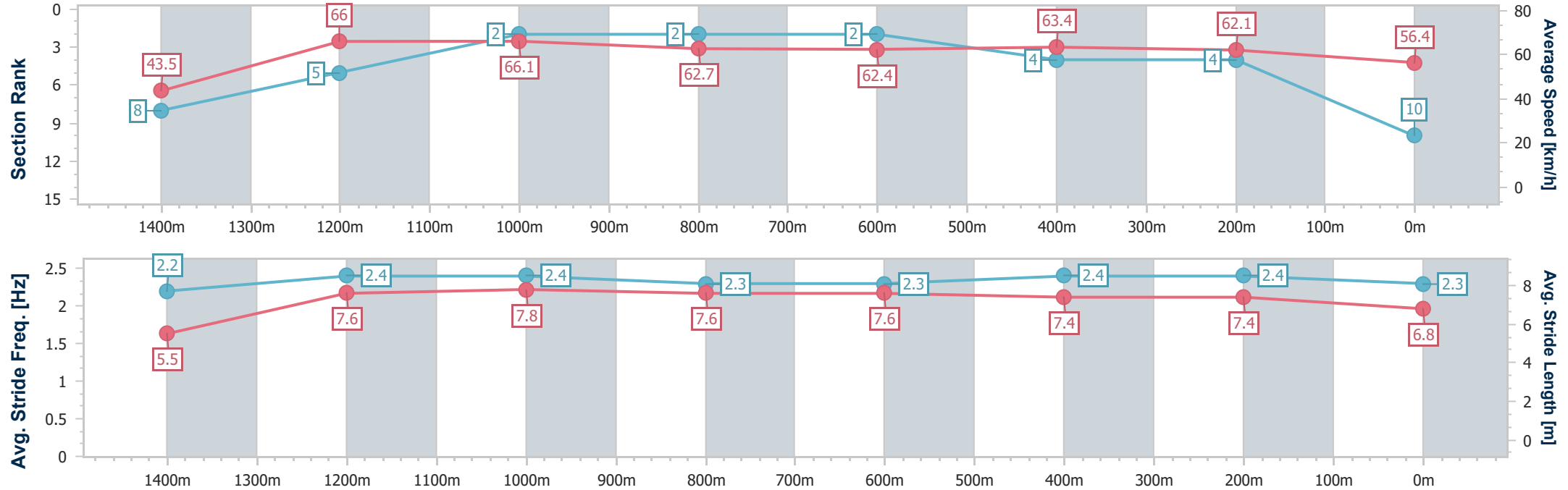


Eagle FarmProfessional
Race 7: U&U RECRUITMENT TAILS STAKES - 1500m

13 December 2025 - 15:58
Track Rating: Soft 5, Weather: Fine, Rail Position: +1m Entire Course



Section	Overall	1400m	1200m	1000m	800m	600m	400m	200m					
Section Times	1:29.36 [10] (0:08.40)	1:20.96 [8] (0:10.95)	1:10.01 [5] (0:10.94)	0:59.07 [2] (0:11.61)	0:47.46 [2] (0:11.64)	0:35.82 [2] (0:11.40)	0:24.42 [4] (0:11.56)	0:12.86 [4] (0:12.86)					
Average Speed [km/h]	43.5	66.0	66.1	62.7	62.4	63.4	62.1	56.4					
Top Speed [km/h]	63.2	67.3	67.4	65.1	63.1	64.4	63.8	59.4					
Avg. Dist. to Rail [m]	12.8	5.3	4.3	2.6	1.8	0.5	3.8	5.5					
Avg. Stride Freq. [Hz]	2.2	2.4	2.4	2.3	2.3	2.4	2.4	2.3					
Avg. Stride Length [m]	5.5	7.6	7.8	7.6	7.6	7.4	7.4	6.8					



[] Ranking at each section and finish
-.-.- No data available at this section
NA No data available



Horse/Jockey Name	Liberty Steps
Final Rank	11
Fastest Section Time (Section)	0:08.66 (Overall)
Top Speed [km/h] (Section)	66.7 (1400m)
Race State	Finished



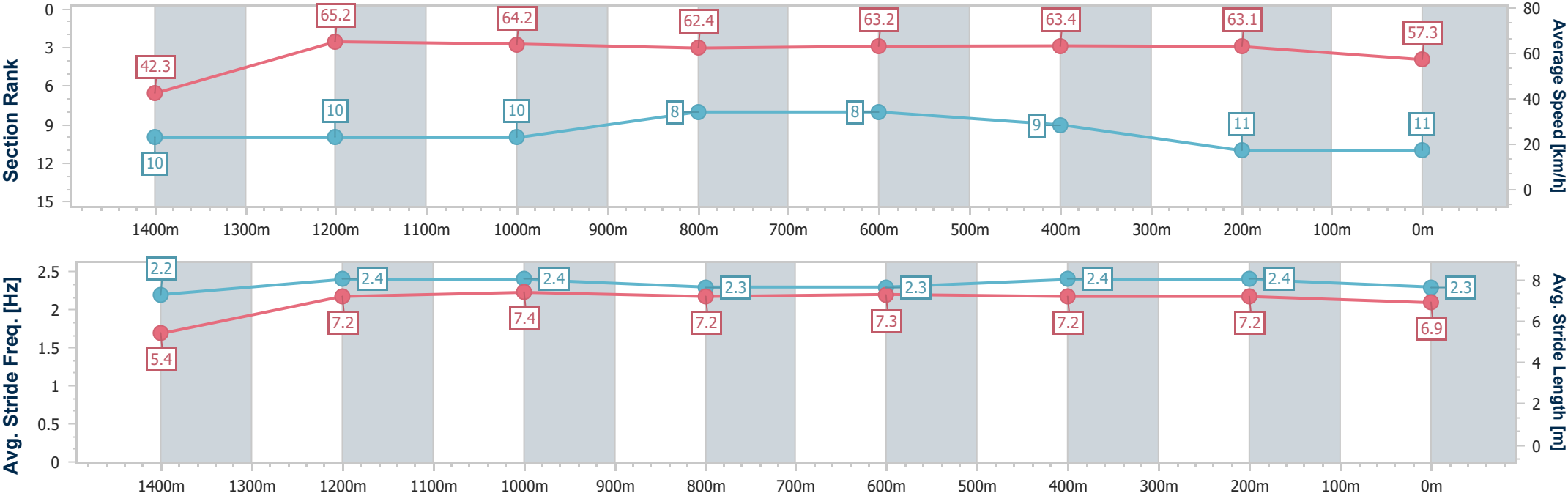
Eagle FarmProfessional
Race 7: U&U RECRUITMENT TAILS STAKES - 1500m

13 December 2025 - 15:58
Track Rating: Soft 5, Weather: Fine, Rail Position: +1m Entire Course



BRISBANE
RACING CLUB

Section	Overall	1400m	1200m	1000m	800m	600m	400m	200m					
Section Times	1:29.43 [11] (0:08.66)	1:20.77 [10] (0:11.02)	1:09.75 [10] (0:11.24)	0:58.51 [10] (0:11.60)	0:46.91 [8] (0:11.44)	0:35.47 [8] (0:11.41)	0:24.06 [9] (0:11.38)	0:12.68 [11] (0:12.68)					
Average Speed [km/h]	42.3	65.2	64.2	62.4	63.2	63.4	63.1	57.3					
Top Speed [km/h]	64.0	66.7	65.9	63.3	64.6	64.3	64.2	60.9					
Avg. Dist. to Rail [m]	13.6	2.1	1.5	1.1	1.0	0.5	0.5	0.9					
Avg. Stride Freq. [Hz]	2.2	2.4	2.4	2.3	2.3	2.4	2.4	2.3					
Avg. Stride Length [m]	5.4	7.2	7.4	7.2	7.3	7.2	7.2	6.9					





Horse/Jockey Name	Larrikin Rogue
Final Rank	12
Fastest Section Time (Section)	0:08.98 (Overall)
Top Speed [km/h] (Section)	66.8 (1400m)
Race State	Finished



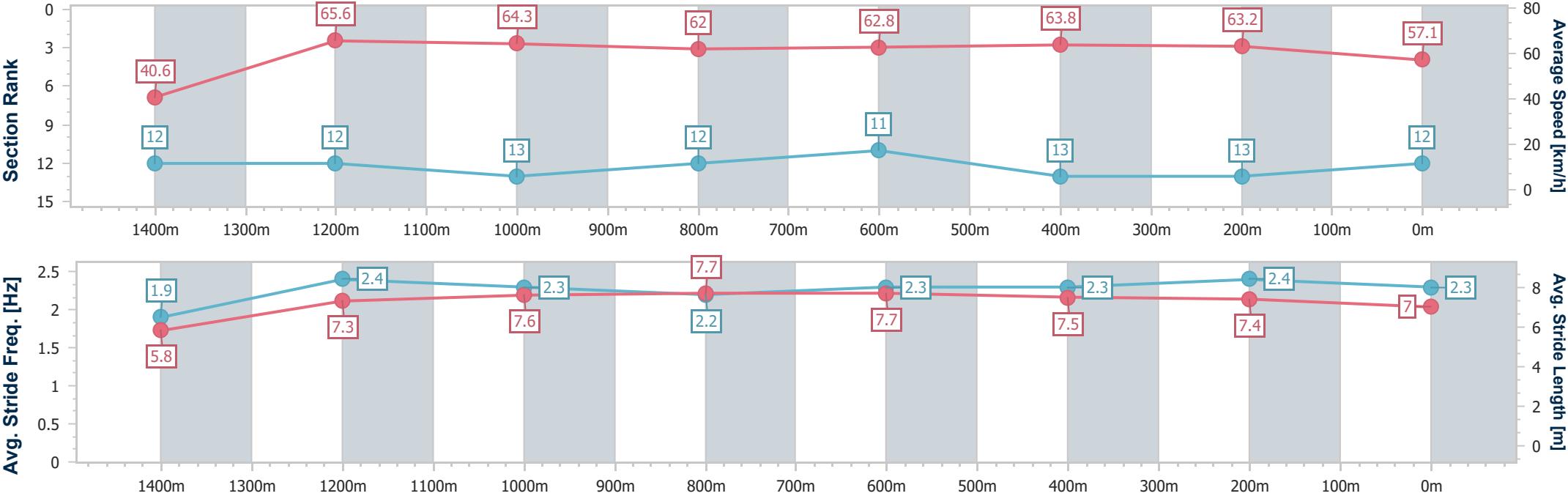
Eagle FarmProfessional
Race 7: U&U RECRUITMENT TAILS STAKES - 1500m

13 December 2025 - 15:58
Track Rating: Soft 5, Weather: Fine, Rail Position: +1m Entire Course



BRISBANE
RACING CLUB

Section	Overall	1400m	1200m	1000m	800m	600m	400m	200m					
Section Times	1:29.57 [12] (0:08.98)	1:20.59 [12] (0:11.00)	1:09.59 [12] (0:11.23)	0:58.36 [13] (0:11.61)	0:46.75 [12] (0:11.45)	0:35.30 [11] (0:11.31)	0:23.99 [13] (0:11.40)	0:12.59 [13] (0:12.59)					
Average Speed [km/h]	40.6	65.6	64.3	62.0	62.8	63.8	63.2	57.1					
Top Speed [km/h]	61.5	66.8	65.5	64.1	64.2	64.9	64.9	61.2					
Avg. Dist. to Rail [m]	13.4	1.6	1.4	0.6	0.2	0.4	0.2	0.4					
Avg. Stride Freq. [Hz]	1.9	2.4	2.3	2.2	2.3	2.3	2.4	2.3					
Avg. Stride Length [m]	5.8	7.3	7.6	7.7	7.7	7.5	7.4	7.0					



- [] Ranking at each section and finish
- .-.- No data available at this section
- NA No data available



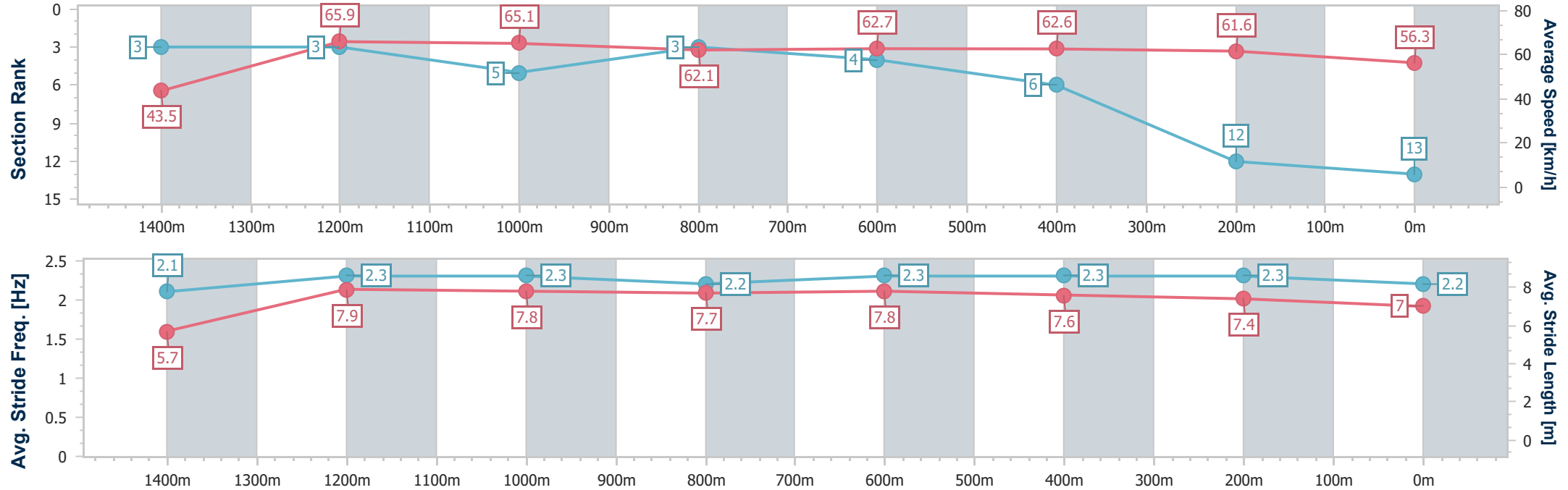
Horse/Jockey Name	Victory Win
Final Rank	13
Fastest Section Time (Section)	0:08.34 (Overall)
Top Speed [km/h] (Section)	67.8 (1400m)
Race State	Finished



Eagle FarmProfessional
Race 7: U&U RECRUITMENT TAILS STAKES - 1500m
13 December 2025 - 15:58
Track Rating: Soft 5, Weather: Fine, Rail Position: +1m Entire Course



Section	Overall	1400m	1200m	1000m	800m	600m	400m	200m					
Section Times	1:29.68 [13] (0:08.34)	1:21.34 [3] (0:10.92)	1:10.42 [3] (0:11.08)	0:59.34 [5] (0:11.69)	0:47.65 [3] (0:11.62)	0:36.03 [4] (0:11.45)	0:24.58 [6] (0:11.72)	0:12.86 [12] (0:12.86)					
Average Speed [km/h]	43.5	65.9	65.1	62.1	62.7	62.6	61.6	56.3					
Top Speed [km/h]	65.1	67.8	66.4	63.4	63.1	63.9	62.9	59.6					
Avg. Dist. to Rail [m]	9.3	2.0	2.0	2.1	1.9	0.4	1.9	2.2					
Avg. Stride Freq. [Hz]	2.1	2.3	2.3	2.2	2.3	2.3	2.3	2.2					
Avg. Stride Length [m]	5.7	7.9	7.8	7.7	7.8	7.6	7.4	7.0					



[] Ranking at each section and finish
- - - - No data available at this section
NA No data available



Eagle Farm Professional
Race 8: THE LADBROKES GATEWAY - 1400m
13 December 2025 - 16:33



Track Rating: Soft 5, Weather: Fine, Rail Position: +1m Entire Course

Section						Overall	1200m	1000m	800m	600m	400m	Last 600m	
Field Times						1:23.19 (0:13.69)	1:09.50 (0:11.33)	0:58.17 (0:11.94)	0:46.23 (0:12.05)	0:34.18 (0:11.51)	0:22.67 (0:10.91)	0:34.18	
Rank	TAB	Horse/Jockey	Barrier	Top Speed [km/h]	Fastest Section								Distance Travelled [m]
1	2	TUNED	2	67.4	0:10.86	1:23.19 [1]	1:09.25 [3]	0:57.96 [3]	0:46.08 [3]	0:34.07 [3]	0:22.59 [3]	0:34.07	
		Ben Thompson		400m	400m	(0:13.94)	(0:11.29)	(0:11.88)	(0:12.01)	(0:11.48)	(0:10.86)		
2	3	BAND OF BROTHERS	3	67.7	0:10.91	1:23.22 [2]	1:09.46 [2]	0:58.19 [2]	0:46.25 [2]	0:34.21 [1]	0:22.70 [1]	0:34.21	-4
		Andrew Mallyon		400m	400m	(0:13.76)	(0:11.27)	(0:11.94)	(0:12.04)	(0:11.51)	(0:10.91)		
3	1	BOOMTOWN BOSS	5	66.3	0:10.97	1:23.57 [3]	1:09.38 [5]	0:57.99 [6]	0:46.05 [6]	0:34.07 [6]	0:22.65 [7]	0:34.07	+2
		Ryan Maloney		400m	400m	(0:14.19)	(0:11.39)	(0:11.94)	(0:11.98)	(0:11.42)	(0:10.97)		
4	11	READY TO SCHIPP	1	66.3	0:11.02	1:23.60 [4]	1:09.91 [1]	0:58.58 [1]	0:46.64 [1]	0:34.52 [2]	0:23.03 [2]	0:34.52	+3
		Kyle Wilson-Taylor		400m	400m	(0:13.69)	(0:11.33)	(0:11.94)	(0:12.12)	(0:11.49)	(0:11.02)		
5	8	POSTER GIRL	9	Data was not able to be tracked for this horse		-:--:--	-:--:--	-:--:--	-:--:--	-:--:--	-:--:--	-:--:--	----
		Martin Harley											
6	9	PIERATA'S GEM	4	66.1	0:11.01	1:23.71 [6]	1:09.69 [4]	0:58.20 [5]	0:46.25 [4]	0:34.31 [4]	0:22.90 [5]	0:34.31	-4
		Cejay Graham		400m	400m	(0:14.02)	(0:11.49)	(0:11.95)	(0:11.94)	(0:11.41)	(0:11.01)		
7	7	EL MORZILLO	6	67.5	0:10.79	1:23.72 [7]	1:09.50 [6]	0:58.03 [7]	0:45.93 [9]	0:33.89 [10]	0:22.43 [10]	0:33.89	+7
		Daniel Moor		400m	400m	(0:14.22)	(0:11.47)	(0:12.10)	(0:12.04)	(0:11.46)	(0:10.79)		
8	4	APUNTAR	8	67.0	0:11.07	1:23.97 [8]	1:09.69 [7]	0:58.18 [8]	0:46.24 [8]	0:34.42 [7]	0:23.12 [6]	0:34.42	+6
		Justin Huxtable		400m	400m	(0:14.28)	(0:11.51)	(0:11.94)	(0:11.82)	(0:11.30)	(0:11.07)		
9	6	BRINDAVAN	10	66.9	0:11.00	1:24.06 [9]	1:09.60 [8]	0:58.27 [8]	0:46.22 [10]	0:34.48 [8]	0:23.00 [8]	0:34.48	+9
		Angela Jones		400m	400m	(0:14.46)	(0:11.33)	(0:12.05)	(0:11.74)	(0:11.48)	(0:11.00)		
10	5	TASORAAY	7	65.8	0:11.09	1:24.06 [10]	1:09.54 [9]	0:58.22 [10]	0:46.34 [7]	0:34.26 [9]	0:22.94 [9]	0:34.26	+0
		Damien Thornton		400m	400m	(0:14.52)	(0:11.32)	(0:11.88)	(0:12.08)	(0:11.32)	(0:11.09)		

Scratched: Waku Waku (#10)

Report Created: Sat 13 December 2025 16:53 GMT (Note: Timing is based on position data)

Page 1/12

[] Ranking at each section and finish
-:--:-- No data available at this section
NA No data available

SCN Saddle cloth number
DNF Did not finish
DNT Did not track

data processed by  TRIPLESDATA



Eagle Farm Professional
Race 8: THE LADBROKES GATEWAY - 1400m

13 December 2025 - 16:33



Track Rating: Soft 5, Weather: Fine, Rail Position: +1m Entire Course

Section Field Times				200m 0:11.76 (0:11.76)		Last 600m 0:34.18			
Rank	TAB	Horse/Jockey	Barrier	Top Speed [km/h]	Fastest Section	Margin	Margin	Distance Travelled [m]	
1	2	TUNED	2	67.4	0:10.86	0:11.73 [2]	1:23.19	0:34.07	
		Ben Thompson		400m	400m	(0:11.73)			
2	3	BAND OF BROTHERS	3	67.7	0:10.91	0:11.79 [1]	0.13L	0:34.21 -4	
		Andrew Mallyon		400m	400m	(0:11.79)			
3	1	BOOMTOWN BOSS	5	66.3	0:10.97	0:11.68 [6]	2.21L	0:34.07 +2	
		Ryan Maloney		400m	400m	(0:11.68)			
4	11	READY TO SCHIPP	1	66.3	0:11.02	0:12.01 [3]	2.37L	0:34.52 +3	
		Kyle Wilson-Taylor		400m	400m	(0:12.01)			
5	8	POSTER GIRL	9	Data was not able to be tracked for this horse		-:--:--	2.44L	-:--:-- ----.-	
		Martin Harley							
6	9	PIERATA'S GEM	4	66.1	0:11.01	0:11.89 [5]	3.01L	0:34.31 -4	
		Cejay Graham		400m	400m	(0:11.89)			
7	7	EL MORZILLO	6	67.5	0:10.79	0:11.64 [9]	3.08L	0:33.89 +7	
		Daniel Moor		400m	400m	(0:11.64)			
8	4	APUNTAR	8	67.0	0:11.07	0:12.05 [7]	4.59L	0:34.42 +6	
		Justin Huxtable		400m	400m	(0:12.05)			
9	6	BRINDAVAN	10	66.9	0:11.00	0:12.00 [8]	5.08L	0:34.48 +9	
		Angela Jones		400m	400m	(0:12.00)			
10	5	TASORAAY	7	65.8	0:11.09	0:11.85 [10]	5.12L	0:34.26 +0	
		Damien Thornton		400m	400m	(0:11.85)			

Scratched: Waku Waku (#10)

Report Created: Sat 13 December 2025 16:53 GMT (Note: Timing is based on position data)

Page 2/12

[] Ranking at each section and finish
-:--:-- No data available at this section
NA No data available

SCN Saddle cloth number
DNF Did not finish
DNT Did not track

data processed by  TRIPLESDATA



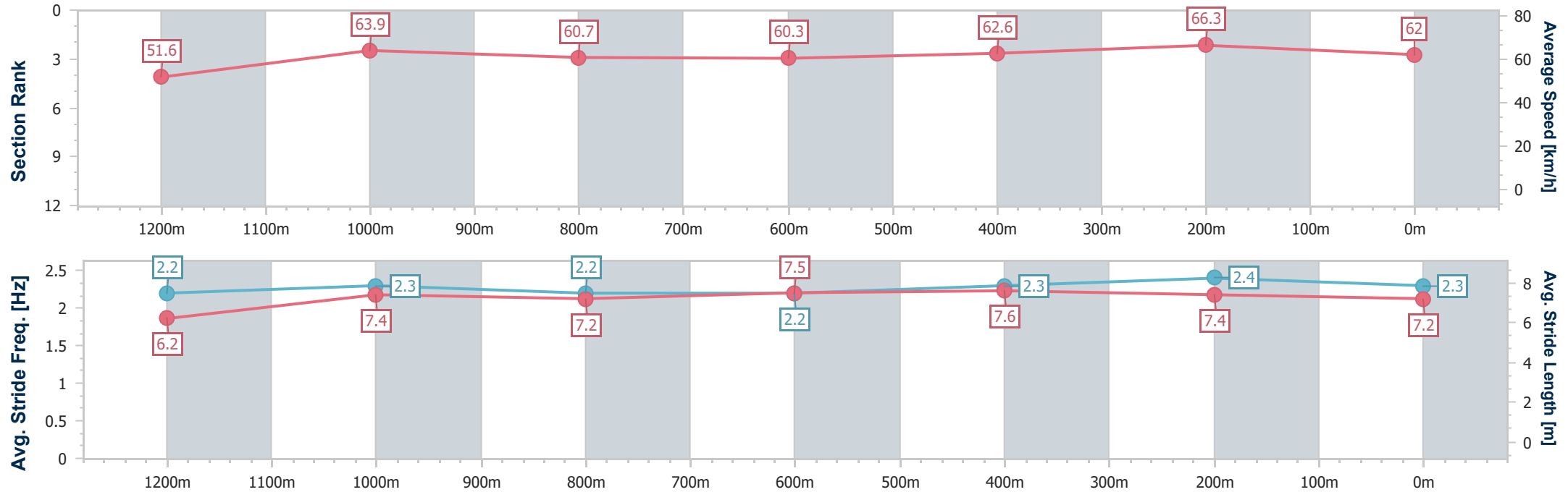
Horse/Jockey Name	Tuned
Final Rank	1
Fastest Section Time (Section)	0:10.86 (400m)
Top Speed [km/h] (Section)	67.4 (400m)
Race State	Finished



Eagle Farm Professional
Race 8: THE LADBROKES GATEWAY - 1400m
13 December 2025 - 16:33
Track Rating: Soft 5, Weather: Fine, Rail Position: +1m Entire Course



Section	Overall	1200m	1000m	800m	600m	400m	200m						
Section Times	1:23.19 [1] (0:13.94)	1:09.25 [3] (0:11.29)	0:57.96 [3] (0:11.88)	0:46.08 [3] (0:12.01)	0:34.07 [3] (0:11.48)	0:22.59 [3] (0:10.86)	0:11.73 [2] (0:11.73)						
Average Speed [km/h]	51.6	63.9	60.7	60.3	62.6	66.3	62.0						
Top Speed [km/h]	63.1	64.4	63.0	61.4	65.8	67.4	64.7						
Avg. Dist. to Rail [m]	2.7	1.6	0.8	0.4	0.4	3.0	5.3						
Avg. Stride Freq. [Hz]	2.2	2.3	2.2	2.2	2.3	2.4	2.3						
Avg. Stride Length [m]	6.2	7.4	7.2	7.5	7.6	7.4	7.2						





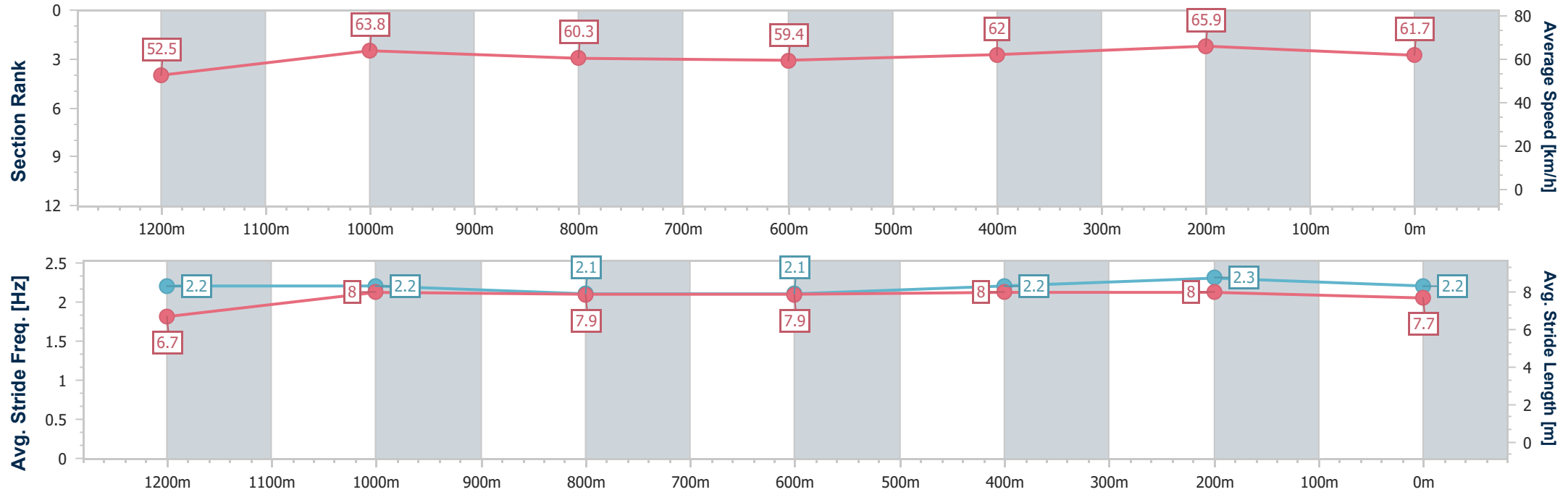
Horse/Jockey Name	Band Of Brothers
Final Rank	2
Fastest Section Time (Section)	0:10.91 (400m)
Top Speed [km/h] (Section)	67.7 (400m)
Race State	Finished



Eagle FarmProfessional
Race 8: THE LADBROKES GATEWAY - 1400m
13 December 2025 - 16:33
Track Rating: Soft 5, Weather: Fine, Rail Position: +1m Entire Course



Section	Overall	1200m	1000m	800m	600m	400m	200m						
Section Times	1:23.22 [2] (0:13.76)	1:09.46 [2] (0:11.27)	0:58.19 [2] (0:11.94)	0:46.25 [2] (0:12.04)	0:34.21 [1] (0:11.51)	0:22.70 [1] (0:10.91)	0:11.79 [1] (0:11.79)						
Average Speed [km/h]	52.5	63.8	60.3	59.4	62.0	65.9	61.7						
Top Speed [km/h]	64.7	65.0	62.3	60.9	64.1	67.7	64.8						
Avg. Dist. to Rail [m]	4.5	2.9	0.7	1.6	1.8	3.3	6.9						
Avg. Stride Freq. [Hz]	2.2	2.2	2.1	2.1	2.2	2.3	2.2						
Avg. Stride Length [m]	6.7	8.0	7.9	7.9	8.0	8.0	7.7						





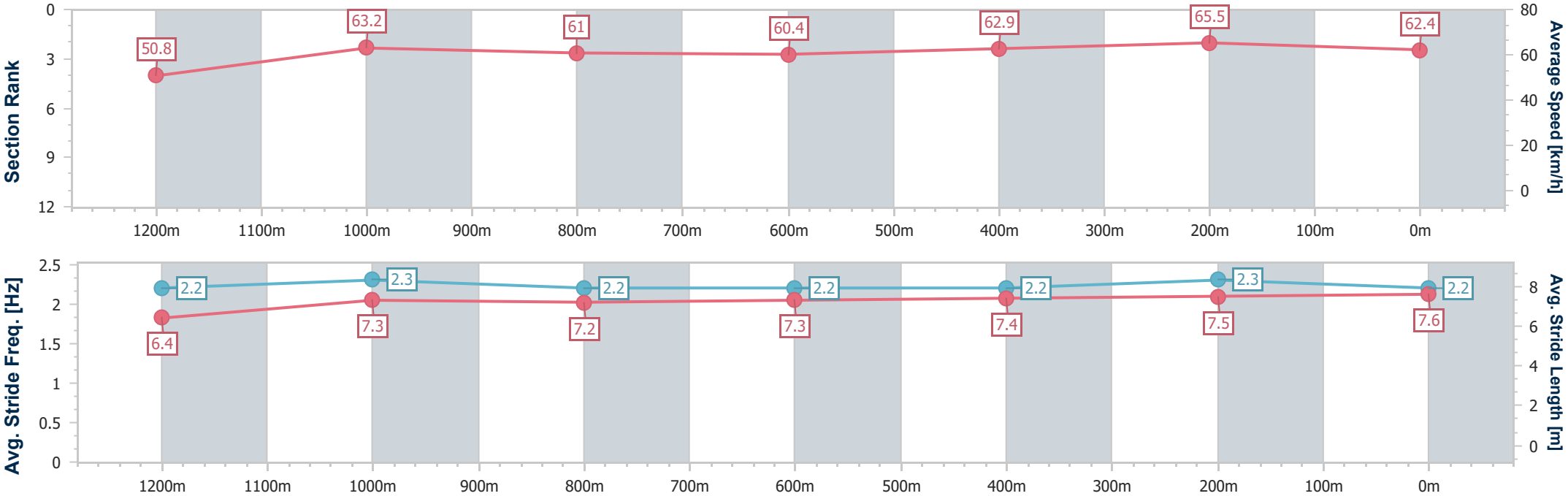
Horse/Jockey Name	Boomtown Boss
Final Rank	3
Fastest Section Time (Section)	0:10.97 (400m)
Top Speed [km/h] (Section)	66.3 (400m)
Race State	Finished



Eagle FarmProfessional
Race 8: THE LADBROKES GATEWAY - 1400m
13 December 2025 - 16:33
Track Rating: Soft 5, Weather: Fine, Rail Position: +1m Entire Course



Section	Overall	1200m	1000m	800m	600m	400m	200m						
Section Times	1:23.57 [3] (0:14.19)	1:09.38 [5] (0:11.39)	0:57.99 [6] (0:11.94)	0:46.05 [6] (0:11.98)	0:34.07 [6] (0:11.42)	0:22.65 [7] (0:10.97)	0:11.68 [6] (0:11.68)						
Average Speed [km/h]	50.8	63.2	61.0	60.4	62.9	65.5	62.4						
Top Speed [km/h]	63.8	64.5	62.6	61.7	65.8	66.3	64.7						
Avg. Dist. to Rail [m]	4.5	2.4	1.9	0.5	0.5	2.9	3.9						
Avg. Stride Freq. [Hz]	2.2	2.3	2.2	2.2	2.2	2.3	2.2						
Avg. Stride Length [m]	6.4	7.3	7.2	7.3	7.4	7.5	7.6						



[] Ranking at each section and finish
-.-.- No data available at this section
NA No data available



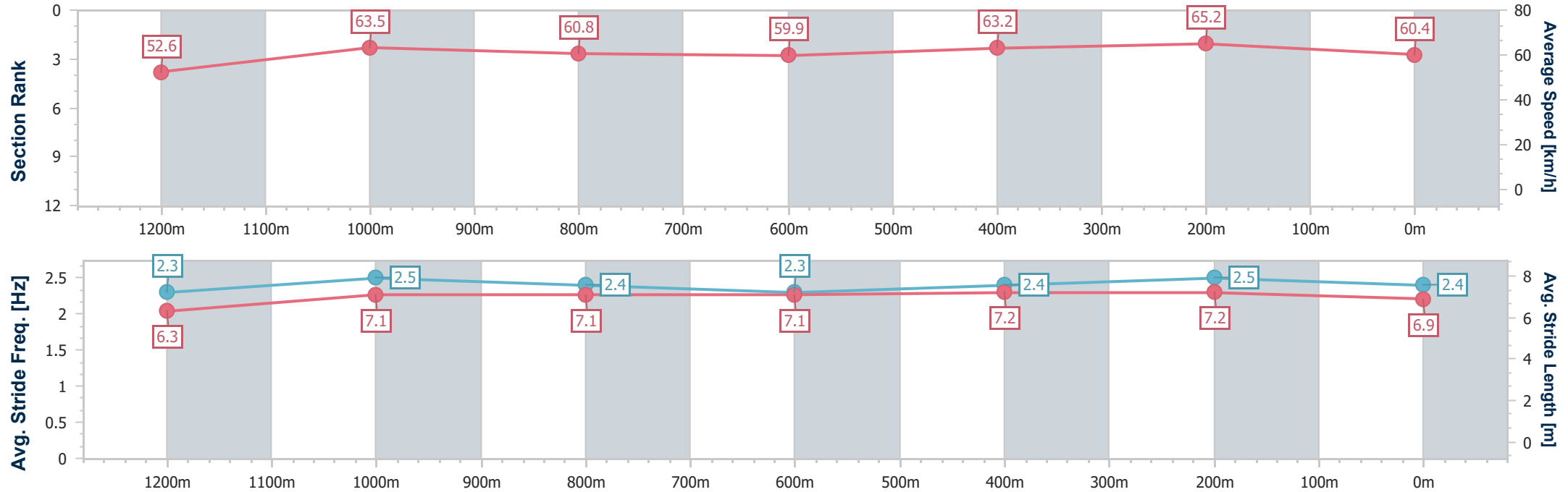
Horse/Jockey Name	Ready To Schipp
Final Rank	4
Fastest Section Time (Section)	0:11.02 (400m)
Top Speed [km/h] (Section)	66.3 (400m)
Race State	Finished



Eagle FarmProfessional
Race 8: THE LADBROKES GATEWAY - 1400m
13 December 2025 - 16:33
Track Rating: Soft 5, Weather: Fine, Rail Position: +1m Entire Course



Section	Overall	1200m	1000m	800m	600m	400m	200m						
Section Times	1:23.60 [4] (0:13.69)	1:09.91 [1] (0:11.33)	0:58.58 [1] (0:11.94)	0:46.64 [1] (0:12.12)	0:34.52 [2] (0:11.49)	0:23.03 [2] (0:11.02)	0:12.01 [3] (0:12.01)						
Average Speed [km/h]	52.6	63.5	60.8	59.9	63.2	65.2	60.4						
Top Speed [km/h]	64.3	65.3	62.2	61.6	65.5	66.3	64.2						
Avg. Dist. to Rail [m]	2.1	0.9	1.3	2.2	1.5	5.1	7.5						
Avg. Stride Freq. [Hz]	2.3	2.5	2.4	2.3	2.4	2.5	2.4						
Avg. Stride Length [m]	6.3	7.1	7.1	7.1	7.2	7.2	6.9						



[] Ranking at each section and finish
- - - - No data available at this section
NA No data available



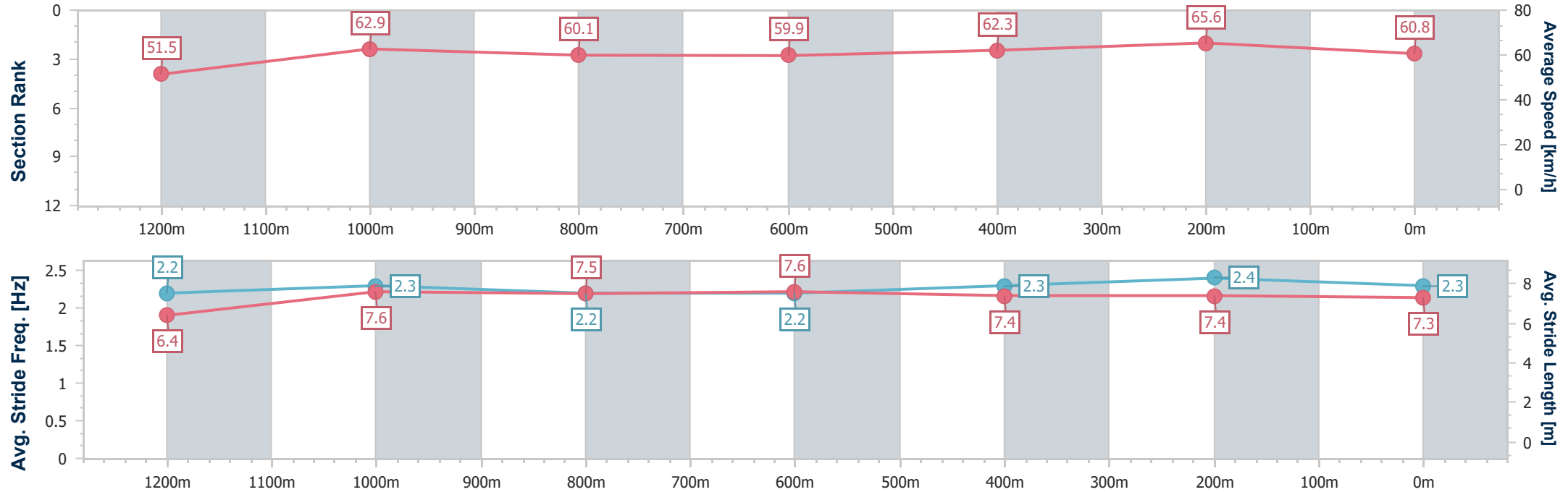
Horse/Jockey Name	Pierata's Gem
Final Rank	6
Fastest Section Time (Section)	0:11.01 (400m)
Top Speed [km/h] (Section)	66.1 (400m)
Race State	Finished



Eagle FarmProfessional
Race 8: THE LADBROKES GATEWAY - 1400m
13 December 2025 - 16:33
Track Rating: Soft 5, Weather: Fine, Rail Position: +1m Entire Course



Section	Overall	1200m	1000m	800m	600m	400m	200m						
Section Times	1:23.71 [6] (0:14.02)	1:09.69 [4] (0:11.49)	0:58.20 [5] (0:11.95)	0:46.25 [4] (0:11.94)	0:34.31 [4] (0:11.41)	0:22.90 [5] (0:11.01)	0:11.89 [5] (0:11.89)						
Average Speed [km/h]	51.5	62.9	60.1	59.9	62.3	65.6	60.8						
Top Speed [km/h]	63.8	63.8	61.6	61.6	65.9	66.1	63.4						
Avg. Dist. to Rail [m]	4.7	2.6	0.8	2.1	1.7	2.9	5.6						
Avg. Stride Freq. [Hz]	2.2	2.3	2.2	2.2	2.3	2.4	2.3						
Avg. Stride Length [m]	6.4	7.6	7.5	7.6	7.4	7.4	7.3						



[] Ranking at each section and finish
-.-.- No data available at this section
NA No data available



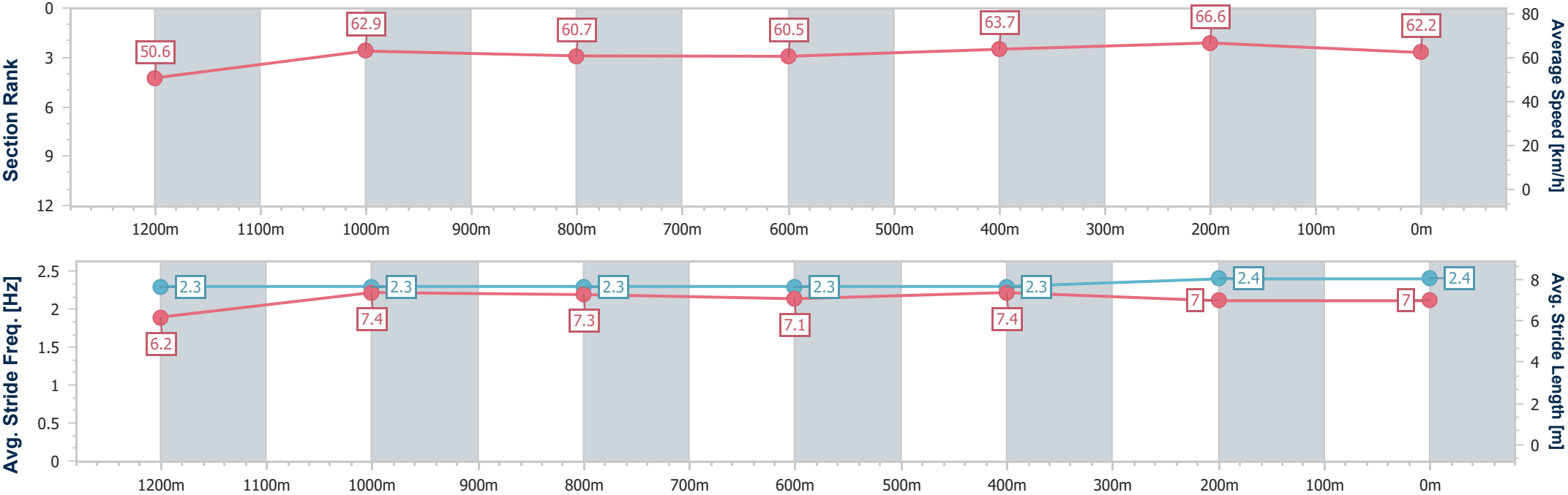
Horse/Jockey Name	El Morzillo
Final Rank	7
Fastest Section Time (Section)	0:10.79 (400m)
Top Speed [km/h] (Section)	67.5 (400m)
Race State	Finished



Eagle FarmProfessional
Race 8: THE LADBROKES GATEWAY - 1400m
13 December 2025 - 16:33
Track Rating: Soft 5, Weather: Fine, Rail Position: +1m Entire Course



Section	Overall	1200m	1000m	800m	600m	400m	200m						
Section Times	1:23.72 [7] (0:14.22)	1:09.50 [6] (0:11.47)	0:58.03 [7] (0:12.10)	0:45.93 [9] (0:12.04)	0:33.89 [10] (0:11.46)	0:22.43 [10] (0:10.79)	0:11.64 [9] (0:11.64)						
Average Speed [km/h]	50.6	62.9	60.7	60.5	63.7	66.6	62.2						
Top Speed [km/h]	64.1	64.2	62.2	62.7	66.8	67.5	65.2						
Avg. Dist. to Rail [m]	5.8	3.4	3.4	3.3	2.6	4.9	5.8						
Avg. Stride Freq. [Hz]	2.3	2.3	2.3	2.3	2.3	2.4	2.4						
Avg. Stride Length [m]	6.2	7.4	7.3	7.1	7.4	7.0	7.0						





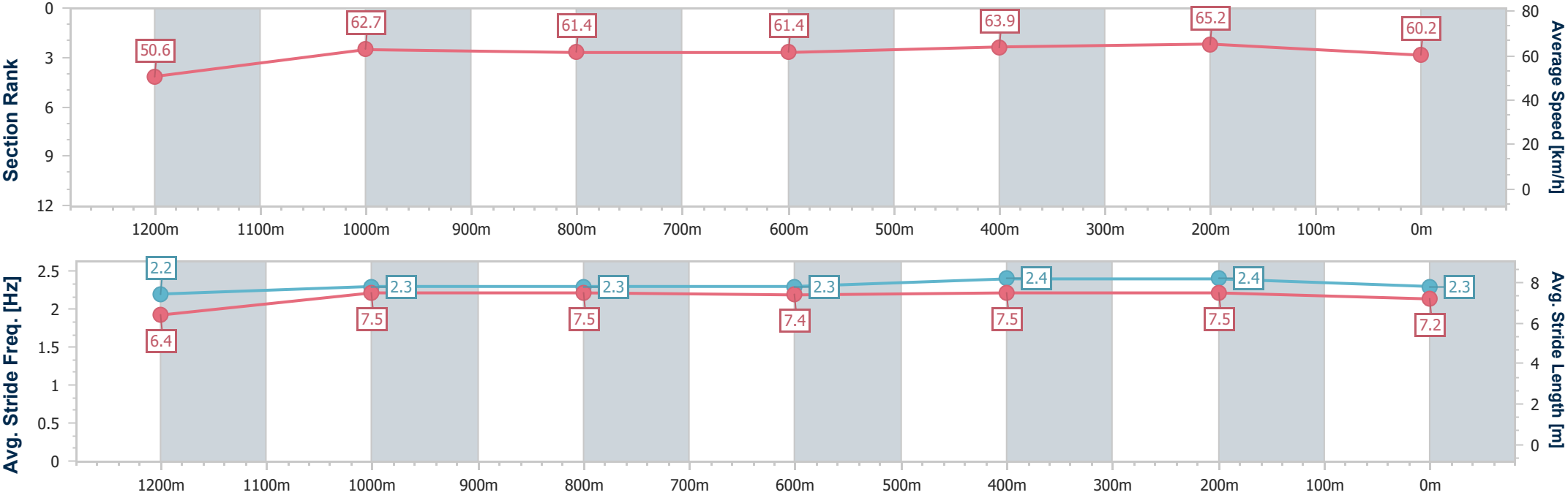
Horse/Jockey Name	Apuntar
Final Rank	8
Fastest Section Time (Section)	0:11.07 (400m)
Top Speed [km/h] (Section)	67.0 (400m)
Race State	Finished



Eagle FarmProfessional
Race 8: THE LADBROKES GATEWAY - 1400m
13 December 2025 - 16:33
Track Rating: Soft 5, Weather: Fine, Rail Position: +1m Entire Course



Section	Overall	1200m	1000m	800m	600m	400m	200m						
Section Times	1:23.97 [8] (0:14.28)	1:09.69 [7] (0:11.51)	0:58.18 [8] (0:11.94)	0:46.24 [8] (0:11.82)	0:34.42 [7] (0:11.30)	0:23.12 [6] (0:11.07)	0:12.05 [7] (0:12.05)						
Average Speed [km/h]	50.6	62.7	61.4	61.4	63.9	65.2	60.2						
Top Speed [km/h]	62.4	63.4	62.6	62.9	66.0	67.0	62.7						
Avg. Dist. to Rail [m]	6.3	3.0	2.8	1.9	1.6	5.9	7.5						
Avg. Stride Freq. [Hz]	2.2	2.3	2.3	2.3	2.4	2.4	2.3						
Avg. Stride Length [m]	6.4	7.5	7.5	7.4	7.5	7.5	7.2						





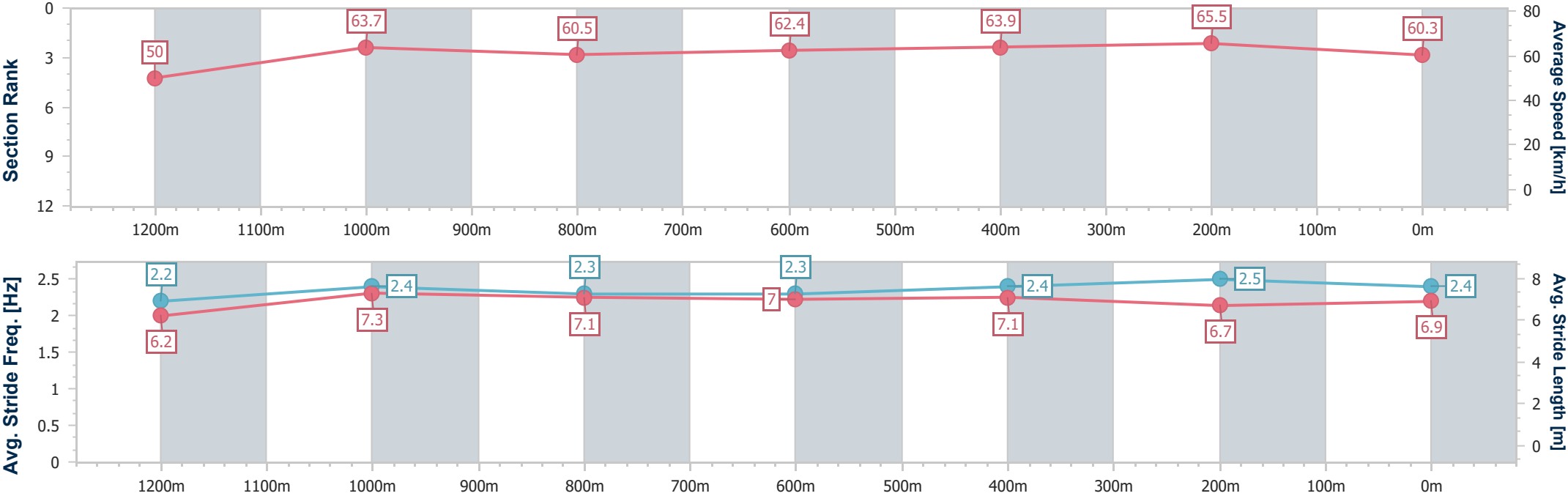
Horse/Jockey Name	Brindavan
Final Rank	9
Fastest Section Time (Section)	0:11.00 (400m)
Top Speed [km/h] (Section)	66.9 (400m)
Race State	Finished



Eagle FarmProfessional
Race 8: THE LADBROKES GATEWAY - 1400m
13 December 2025 - 16:33
Track Rating: Soft 5, Weather: Fine, Rail Position: +1m Entire Course



Section	Overall	1200m	1000m	800m	600m	400m	200m						
Section Times	1:24.06 [9] (0:14.46)	1:09.60 [8] (0:11.33)	0:58.27 [8] (0:12.05)	0:46.22 [10] (0:11.74)	0:34.48 [8] (0:11.48)	0:23.00 [8] (0:11.00)	0:12.00 [8] (0:12.00)						
Average Speed [km/h]	50.0	63.7	60.5	62.4	63.9	65.5	60.3						
Top Speed [km/h]	63.8	65.2	62.5	64.3	65.2	66.9	63.4						
Avg. Dist. to Rail [m]	7.8	2.4	2.4	3.6	3.7	8.8	11.5						
Avg. Stride Freq. [Hz]	2.2	2.4	2.3	2.3	2.4	2.5	2.4						
Avg. Stride Length [m]	6.2	7.3	7.1	7.0	7.1	6.7	6.9						





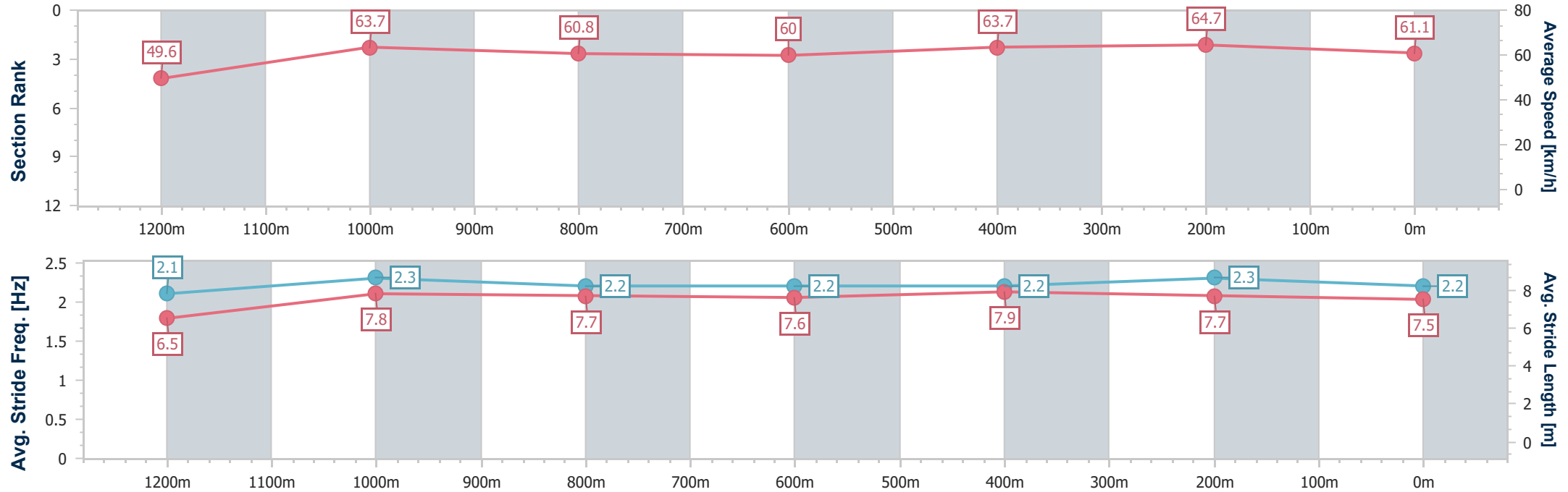
Horse/Jockey Name	Tasoraay
Final Rank	10
Fastest Section Time (Section)	0:11.09 (400m)
Top Speed [km/h] (Section)	65.8 (400m)
Race State	Finished



Eagle FarmProfessional
Race 8: THE LADBROKES GATEWAY - 1400m
13 December 2025 - 16:33
Track Rating: Soft 5, Weather: Fine, Rail Position: +1m Entire Course



Section	Overall	1200m	1000m	800m	600m	400m	200m						
Section Times	1:24.06 [10] (0:14.52)	1:09.54 [9] (0:11.32)	0:58.22 [10] (0:11.88)	0:46.34 [7] (0:12.08)	0:34.26 [9] (0:11.32)	0:22.94 [9] (0:11.09)	0:11.85 [10] (0:11.85)						
Average Speed [km/h]	49.6	63.7	60.8	60.0	63.7	64.7	61.1						
Top Speed [km/h]	63.6	64.6	62.2	61.2	65.7	65.8	63.7						
Avg. Dist. to Rail [m]	5.8	1.5	1.1	1.5	0.3	2.3	4.1						
Avg. Stride Freq. [Hz]	2.1	2.3	2.2	2.2	2.2	2.3	2.2						
Avg. Stride Length [m]	6.5	7.8	7.7	7.6	7.9	7.7	7.5						





Horse/Jockey Name	Poster Girl
Final Rank	-
Fastest Section Time (Section)	-:--:--
Top Speed [km/h] (Section)	--.-
Race State	DidNotTrack



Eagle FarmProfessional
Race 8: THE LADBROKES GATEWAY - 1400m
13 December 2025 - 16:33
Track Rating: Soft 5, Weather: Fine, Rail Position: +1m Entire Course



Section	Overall	1200m	1000m	800m	600m	400m	200m						
Section Times	-:--:--	-:--:--	-:--:--	-:--:--	-:--:--	-:--:--	-:--:--						
Average Speed [km/h]	--.-	--.-	--.-	--.-	--.-	--.-	--.-						
Top Speed [km/h]	--.-	--.-	--.-	--.-	--.-	--.-	--.-						
Avg. Dist. to Rail [m]	-.-	-.-	-.-	-.-	-.-	-.-	-.-						
Avg. Stride Freq. [Hz]	--.-	--.-	--.-	--.-	--.-	--.-	--.-						
Avg. Stride Length [m]	--.-	--.-	--.-	--.-	--.-	--.-	--.-						

- [] Ranking at each section and finish
- :--:-- No data available at this section
- NA No data available



Eagle FarmProfessional

Race 9: SEVEN JUST NOW - 1300m

13 December 2025 - 17:10



BRISBANE
RACING CLUB

Track Rating: Soft 5, Weather: Fine, Rail Position: +1m Entire Course

Section						Overall	1200m	1000m	800m	600m	400m	Last 600m	
Field Times						1:16.05 (0:07.66)	1:08.39 (0:10.91)	0:57.48 (0:11.66)	0:45.82 (0:11.91)	0:33.91 (0:11.55)	0:22.36 (0:10.75)	0:33.91	
Rank	TAB	Horse/Jockey	Barrier	Top Speed [km/h]	Fastest Section								Distance Travelled [m]
1	2	MIDNIGHT IN TOKYO	9	69.8	0:07.67	1:16.05 [1]	1:08.38 [2]	0:57.48 [1]	0:45.82 [1]	0:33.91 [1]	0:22.36 [1]	0:33.91	
		Ryan Maloney		1200m	Overall	(0:07.67)	(0:10.90)	(0:11.66)	(0:11.91)	(0:11.55)	(0:10.75)		
2	15	SUNSET DREAMING	6	67.6	0:07.81	1:16.19 [2]	1:08.38 [4]	0:57.23 [3]	0:45.38 [5]	0:33.74 [4]	0:22.36 [5]	0:33.74 -3	
		Angela Jones		400m	Overall	(0:07.81)	(0:11.15)	(0:11.85)	(0:11.64)	(0:11.38)	(0:10.85)		
3	1	ZASZOU	11	67.7	0:08.45	1:16.21 [3]	1:07.76 [11]	0:56.40 [10]	0:44.85 [11]	0:33.34 [11]	0:22.03 [10]	0:33.34 -2	
		Andrew Mallyon		400m	Overall	(0:08.45)	(0:11.36)	(0:11.55)	0:44.85 [11] (0:11.51)	(0:11.31)	(0:10.76)		
4	6	LONHRO'S QUEEN	7	68.4	0:08.03	1:16.47 [4]	1:08.44 [7]	0:56.85 [9]	0:45.24 [10]	0:33.72 [8]	0:22.40 [9]	0:33.72 +7	
		Martin Harley		400m	Overall	(0:08.03)	(0:11.59)	(0:11.61)	(0:11.52)	(0:11.32)	(0:10.75)		
5	11	SCUD	12	68.8	0:08.46	1:16.49 [5]	1:08.03 [12]	0:56.38 [12]	0:45.02 [12]	0:33.46 [12]	0:22.20 [11]	0:33.46 -2	
		Dylan Turner		400m	Overall	(0:08.46)	(0:11.65)	(0:11.36)	(0:11.56)	(0:11.26)	0:22.20 [11] (0:10.71)		
6	9	DIRTY DANCING	2	67.0	0:07.85	1:16.65 [6]	1:08.80 [5]	0:57.53 [5]	0:46.11 [3]	0:34.29 [3]	0:22.87 [4]	0:34.29 -5	
		Jake Bayliss		400m	Overall	(0:07.85)	(0:11.27)	(0:11.42)	(0:11.82)	(0:11.42)	(0:10.97)		
7	13	RUSSIAN ALLIANCE	5	68.6	0:07.77	1:16.76 [7]	1:08.99 [3]	0:57.73 [4]	0:45.96 [4]	0:34.12 [7]	0:23.01 [3]	0:34.12 +4	
		Mark Du Plessis		600m	Overall	(0:07.77)	(0:11.26)	(0:11.77)	(0:11.84)	0:34.12 [7] (0:11.11)	(0:10.99)		
8	12	COUNTYOURBLESSINGS	3	68.7	0:08.18	1:16.81 [8]	1:08.63 [8]	0:57.20 [8]	0:45.69 [8]	0:34.02 [9]	0:22.77 [8]	0:34.02 -1	
		Ben Thompson		400m	Overall	(0:08.18)	(0:11.43)	(0:11.51)	(0:11.67)	(0:11.25)	(0:10.84)		
9	17	FRENCH ENDEAVOUR	8	67.5	0:07.98	1:16.82 [9]	1:08.84 [6]	0:57.41 [6]	0:45.86 [7]	0:34.25 [6]	0:22.90 [6]	0:34.25 -2	
		Cejay Graham		400m	Overall	(0:07.98)	(0:11.43)	(0:11.55)	(0:11.61)	(0:11.35)	(0:10.96)		
10	14	EN POINTE	10	66.9	0:07.66	1:16.95 [10]	1:09.29 [1]	0:58.24 [2]	0:46.47 [2]	0:34.69 [2]	0:23.21 [2]	0:34.69 +1	
		Daniel Moor		400m	Overall	0:07.66 (0:07.66)	(0:11.05)	(0:11.77)	(0:11.78)	(0:11.48)	(0:11.05)		

Scratched: Ready To Schipp (#8), Coco Jamboo (#3), Cherry Rose (#16), Heesen (#20), Torabella (#5), Poster Girl (#7), Pierata's Gem (#19), El Morzillo (#4)



Eagle Farm Professional
Race 9: SEVEN JUST NOW - 1300m
13 December 2025 - 17:10



Track Rating: Soft 5, Weather: Fine, Rail Position: +1m Entire Course

Section					Overall	1200m	1000m	800m	600m	400m	Last 600m		
Field Times					1:16.05 (0:07.66)	1:08.39 (0:10.91)	0:57.48 (0:11.66)	0:45.82 (0:11.91)	0:33.91 (0:11.55)	0:22.36 (0:10.75)	0:33.91		
Rank	TAB	Horse/Jockey	Barrier	Top Speed [km/h]	Fastest Section							Distance Travelled [m]	
11	18	FAT FINGERS	4	65.8	0:08.31	1:17.37 [11]	1:09.06 [10]	0:57.41 [11]	0:46.16 [9]	0:34.55 [10]	0:22.93 [12]	0:34.55	-3
		Ron Stewart		400m	Overall	(0:08.31)	(0:11.65)	(0:11.25)	(0:11.61)	(0:11.62)	(0:11.06)		
12	10	JUNQUEIRA	1	65.4	0:08.26	1:17.55 [12]	1:09.29 [9]	0:58.03 [7]	0:46.69 [6]	0:35.00 [5]	0:23.51 [7]	0:35.00	-7
		Damien Thornton		400m	Overall	(0:08.26)	(0:11.26)	(0:11.34)	(0:11.69)	(0:11.49)	(0:11.25)		

Scratched: Ready To Schipp (#8), Coco Jamboo (#3), Cherry Rose (#16), Heesen (#20), Torabella (#5), Poster Girl (#7), Pierata's Gem (#19), El Morzillo (#4)



Eagle Farm Professional

Race 9: SEVEN JUST NOW - 1300m

13 December 2025 - 17:10



BRISBANE
RACING CLUB

Track Rating: Soft 5, Weather: Fine, Rail Position: +1m Entire Course

Section Field Times				200m 0:11.61 (0:11.61)		Last 600m 0:33.91			
Rank	TAB	Horse/Jockey	Barrier	Top Speed [km/h]	Fastest Section	Margin			Distance Travelled [m]
1	2	MIDNIGHT IN TOKYO	9	69.8	0:07.67	0:11.61 [1]	1:16.05		0:33.91
		Ryan Maloney		1200m	Overall	(0:11.61)			
2	15	SUNSET DREAMING	6	67.6	0:07.81	0:11.51 [2]	0.87L		0:33.74 -3
		Angela Jones		400m	Overall	(0:11.51)			
3	1	ZASZOU	11	67.7	0:08.45	0:11.27 [9]	0.98L		0:33.34 -2
		Andrew Mallyon		400m	Overall	(0:11.27)			
4	6	LONHRO'S QUEEN	7	68.4	0:08.03	0:11.65 [6]	2.48L		0:33.72 +7
		Martin Harley		400m	Overall	(0:11.65)			
5	11	SCUD	12	68.8	0:08.46	0:11.49 [10]	2.6L		0:33.46 -2
		Dylan Turner		400m	Overall	(0:11.49)			
6	9	DIRTY DANCING	2	67.0	0:07.85	0:11.90 [4]	3.53L		0:34.29 -5
		Jake Bayliss		400m	Overall	(0:11.90)			
7	13	RUSSIAN ALLIANCE	5	68.6	0:07.77	0:12.02 [3]	4.19L		0:34.12 +4
		Mark Du Plessis		600m	Overall	(0:12.02)			
8	12	COUNTYOURBLESSINGS	3	68.7	0:08.18	0:11.93 [8]	4.52L		0:34.02 -1
		Ben Thompson		400m	Overall	(0:11.93)			
9	17	FRENCH ENDEAVOUR	8	67.5	0:07.98	0:11.94 [7]	4.56L		0:34.25 -2
		Cejay Graham		400m	Overall	(0:11.94)			
10	14	EN POINTE	10	66.9	0:07.66	0:12.16 [5]	5.34L		0:34.69 +1
		Daniel Moor		400m	Overall	(0:12.16)			

Scratched: Ready To Schipp (#8), Coco Jamboo (#3), Cherry Rose (#16), Heesen (#20), Torabella (#5), Poster Girl (#7), Pierata's Gem (#19), El Morzillo (#4)



Eagle Farm Professional
Race 9: SEVEN JUST NOW - 1300m
13 December 2025 - 17:10



Track Rating: Soft 5, Weather: Fine, Rail Position: +1m Entire Course

Section		200m					Last 600m		
Field Times		0:11.61 (0:11.61)					0:33.91		
Rank	TAB	Horse/Jockey	Barrier	Top Speed [km/h]	Fastest Section	Margin		Distance Travelled [m]	
11	18	FAT FINGERS	4	65.8	0:08.31	0:11.87 [12]	7.79L	0:34.55	-3
		Ron Stewart		400m	Overall	(0:11.87)			
12	10	JUNQUEIRA	1	65.4	0:08.26	0:12.26 [11]	8.84L	0:35.00	-7
		Damien Thornton		400m	Overall	(0:12.26)			

Scratched: Ready To Schipp (#8), Coco Jamboo (#3), Cherry Rose (#16), Heesen (#20), Torabella (#5), Poster Girl (#7), Pierata's Gem (#19), El Morzillo (#4)



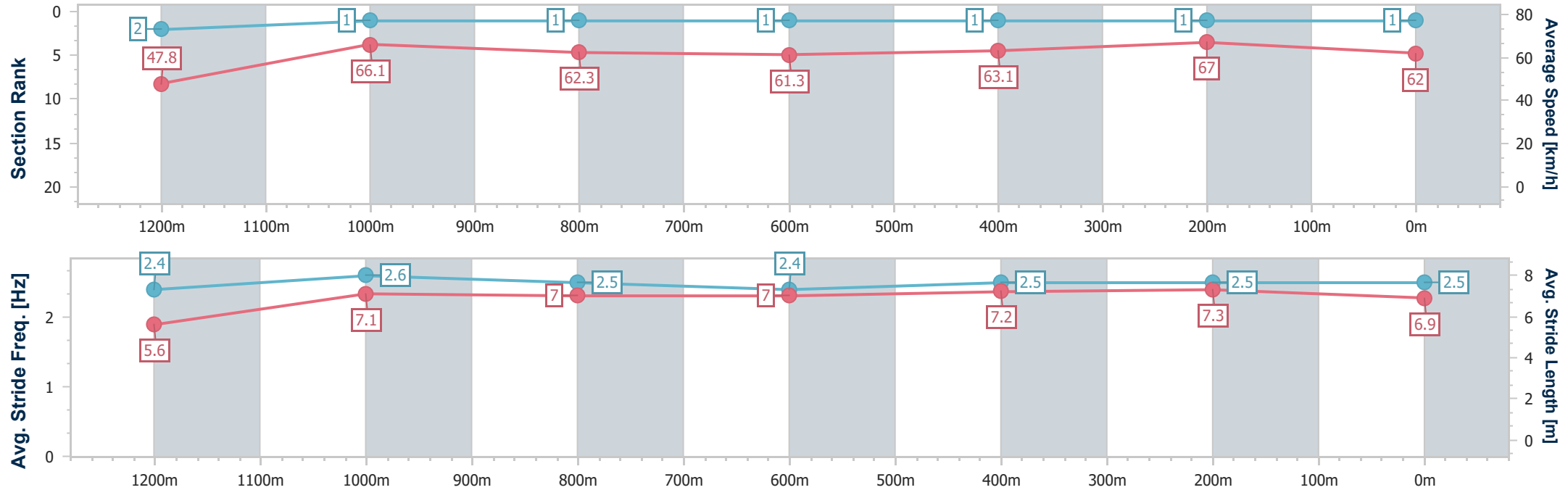
Horse/Jockey Name	Midnight In Tokyo
Final Rank	1
Fastest Section Time (Section)	0:07.67 (Overall)
Top Speed [km/h] (Section)	69.8 (1200m)
Race State	Finished



Eagle FarmProfessional
Race 9: SEVEN JUST NOW - 1300m
13 December 2025 - 17:10
Track Rating: Soft 5, Weather: Fine, Rail Position: +1m Entire Course



Section	Overall	1200m	1000m	800m	600m	400m	200m						
Section Times	1:16.05 [1] (0:07.67)	1:08.38 [2] (0:10.90)	0:57.48 [1] (0:11.66)	0:45.82 [1] (0:11.91)	0:33.91 [1] (0:11.55)	0:22.36 [1] (0:10.75)	0:11.61 [1] (0:11.61)						
Average Speed [km/h]	47.8	66.1	62.3	61.3	63.1	67.0	62.0						
Top Speed [km/h]	63.9	69.8	64.1	62.6	65.8	68.7	65.6						
Avg. Dist. to Rail [m]	15.3	4.0	1.7	3.3	2.4	5.5	7.6						
Avg. Stride Freq. [Hz]	2.4	2.6	2.5	2.4	2.5	2.5	2.5						
Avg. Stride Length [m]	5.6	7.1	7.0	7.0	7.2	7.3	6.9						



[] Ranking at each section and finish
-.-.- No data available at this section
NA No data available



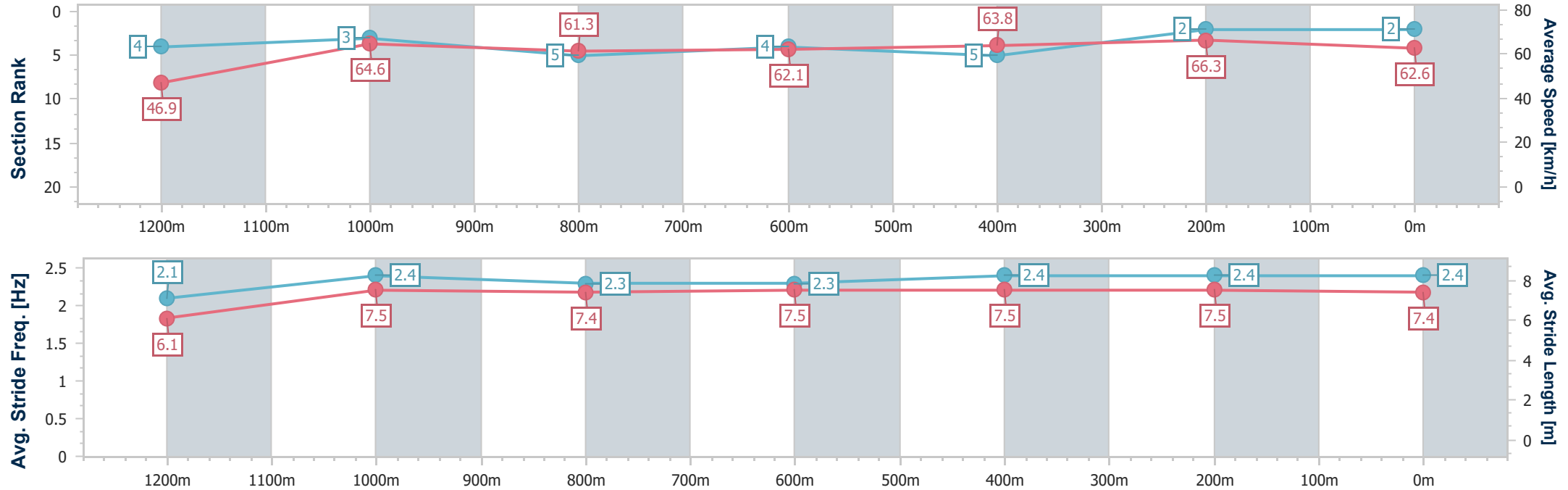
Horse/Jockey Name	Sunset Dreaming
Final Rank	2
Fastest Section Time (Section)	0:07.81 (Overall)
Top Speed [km/h] (Section)	67.6 (400m)
Race State	Finished



Eagle Farm Professional
Race 9: SEVEN JUST NOW - 1300m
13 December 2025 - 17:10
Track Rating: Soft 5, Weather: Fine, Rail Position: +1m Entire Course



Section	Overall	1200m	1000m	800m	600m	400m	200m						
Section Times	1:16.19 [2] (0:07.81)	1:08.38 [4] (0:11.15)	0:57.23 [3] (0:11.85)	0:45.38 [5] (0:11.64)	0:33.74 [4] (0:11.38)	0:22.36 [5] (0:10.85)	0:11.51 [2] (0:11.51)						
Average Speed [km/h]	46.9	64.6	61.3	62.1	63.8	66.3	62.6						
Top Speed [km/h]	63.5	66.4	63.8	62.7	66.1	67.6	64.6						
Avg. Dist. to Rail [m]	13.1	3.0	2.0	1.2	1.5	6.2	7.9						
Avg. Stride Freq. [Hz]	2.1	2.4	2.3	2.3	2.4	2.4	2.4						
Avg. Stride Length [m]	6.1	7.5	7.4	7.5	7.5	7.5	7.4						



[] Ranking at each section and finish
-.-.- No data available at this section
NA No data available



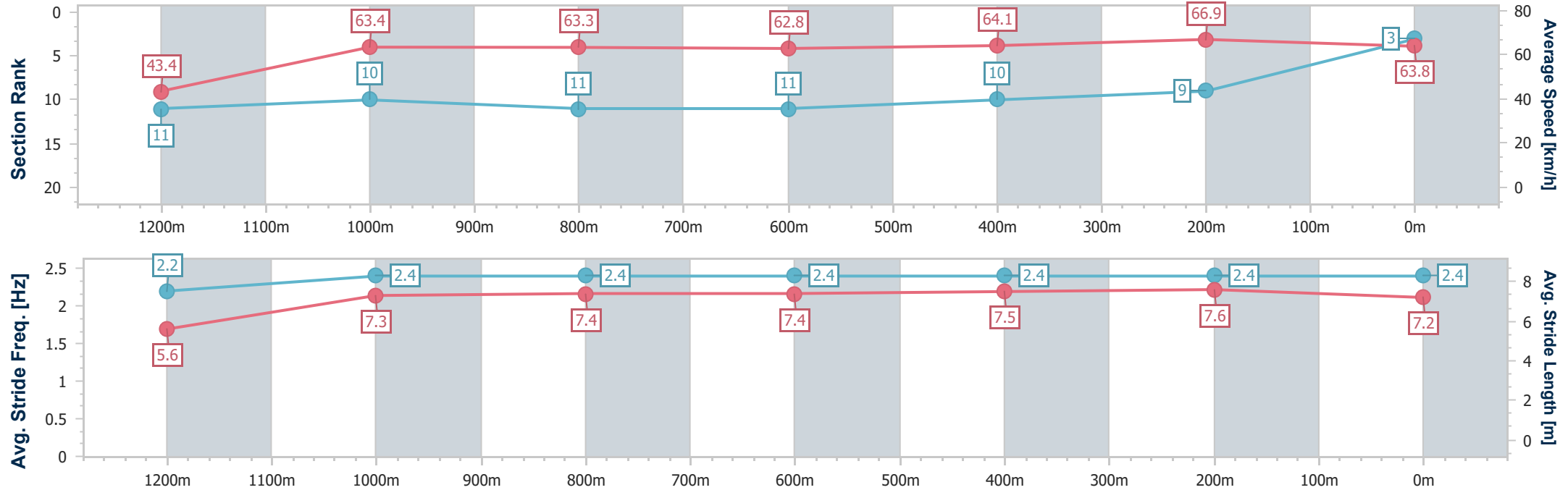
Horse/Jockey Name	Zaszou
Final Rank	3
Fastest Section Time (Section)	0:08.45 (Overall)
Top Speed [km/h] (Section)	67.7 (400m)
Race State	Finished



Eagle Farm Professional
Race 9: SEVEN JUST NOW - 1300m
13 December 2025 - 17:10
Track Rating: Soft 5, Weather: Fine, Rail Position: +1m Entire Course



Section	Overall	1200m	1000m	800m	600m	400m	200m						
Section Times	1:16.21 [3] (0:08.45)	1:07.76 [11] (0:11.36)	0:56.40 [10] (0:11.55)	0:44.85 [11] (0:11.51)	0:33.34 [11] (0:11.31)	0:22.03 [10] (0:10.76)	0:11.27 [9] (0:11.27)						
Average Speed [km/h]	43.4	63.4	63.3	62.8	64.1	66.9	63.8						
Top Speed [km/h]	59.8	65.1	65.0	64.7	66.9	67.7	66.1						
Avg. Dist. to Rail [m]	15.9	3.3	2.2	1.5	1.1	4.2	3.5						
Avg. Stride Freq. [Hz]	2.2	2.4	2.4	2.4	2.4	2.4	2.4						
Avg. Stride Length [m]	5.6	7.3	7.4	7.4	7.5	7.6	7.2						



[] Ranking at each section and finish
-.-.- No data available at this section
NA No data available



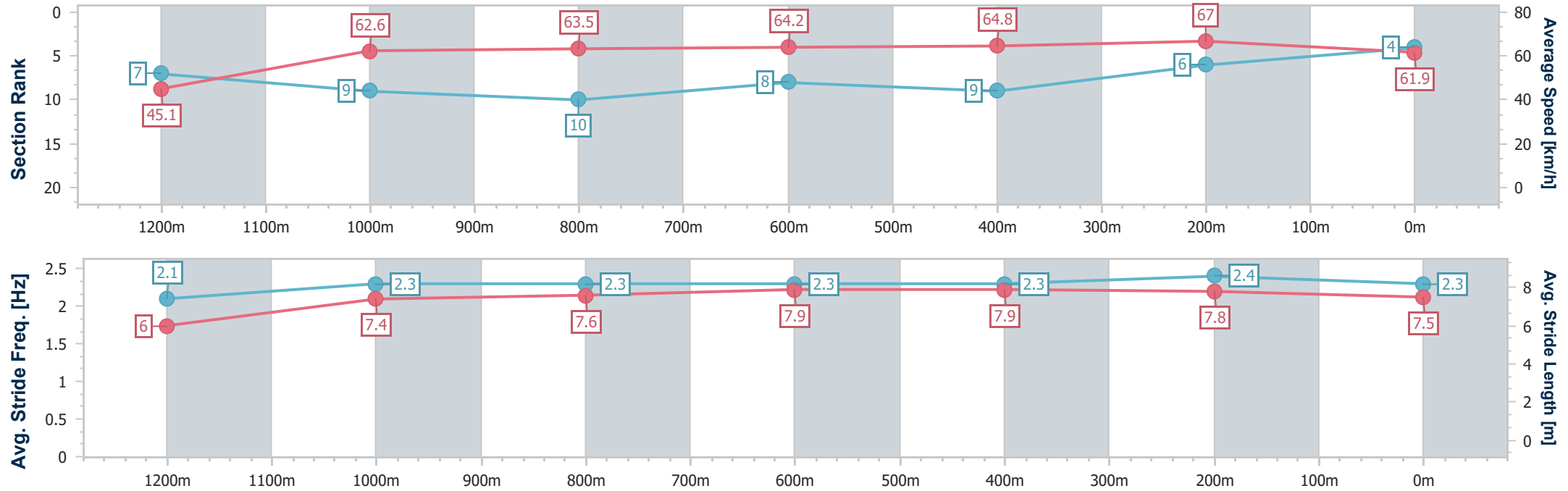
Horse/Jockey Name	Lonhro's Queen
Final Rank	4
Fastest Section Time (Section)	0:08.03 (Overall)
Top Speed [km/h] (Section)	68.4 (400m)
Race State	Finished



Eagle FarmProfessional
Race 9: SEVEN JUST NOW - 1300m
13 December 2025 - 17:10
Track Rating: Soft 5, Weather: Fine, Rail Position: +1m Entire Course



Section	Overall	1200m	1000m	800m	600m	400m	200m						
Section Times	1:16.47 [4] (0:08.03)	1:08.44 [7] (0:11.59)	0:56.85 [9] (0:11.61)	0:45.24 [10] (0:11.52)	0:33.72 [8] (0:11.32)	0:22.40 [9] (0:10.75)	0:11.65 [6] (0:11.65)						
Average Speed [km/h]	45.1	62.6	63.5	64.2	64.8	67.0	61.9						
Top Speed [km/h]	61.8	64.0	65.1	64.8	67.8	68.4	65.5						
Avg. Dist. to Rail [m]	14.5	4.0	4.7	5.2	4.3	9.5	10.4						
Avg. Stride Freq. [Hz]	2.1	2.3	2.3	2.3	2.3	2.4	2.3						
Avg. Stride Length [m]	6.0	7.4	7.6	7.9	7.9	7.8	7.5						



[] Ranking at each section and finish
-.-.- No data available at this section
NA No data available



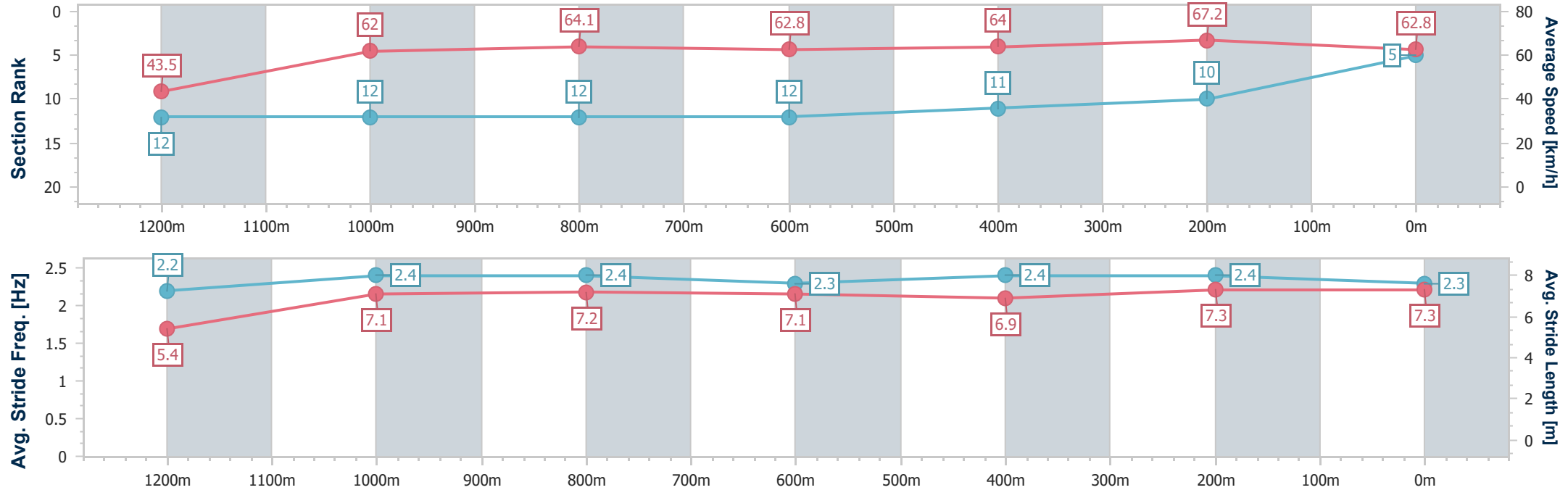
Horse/Jockey Name	Scud
Final Rank	5
Fastest Section Time (Section)	0:08.46 (Overall)
Top Speed [km/h] (Section)	68.8 (400m)
Race State	Finished



Eagle Farm Professional
Race 9: SEVEN JUST NOW - 1300m
13 December 2025 - 17:10
Track Rating: Soft 5, Weather: Fine, Rail Position: +1m Entire Course



Section	Overall	1200m	1000m	800m	600m	400m	200m						
Section Times	1:16.49 [5] (0:08.46)	1:08.03 [12] (0:11.65)	0:56.38 [12] (0:11.36)	0:45.02 [12] (0:11.56)	0:33.46 [12] (0:11.26)	0:22.20 [11] (0:10.71)	0:11.49 [10] (0:11.49)						
Average Speed [km/h]	43.5	62.0	64.1	62.8	64.0	67.2	62.8						
Top Speed [km/h]	58.4	63.5	64.6	64.4	67.5	68.8	65.6						
Avg. Dist. to Rail [m]	16.8	3.4	2.4	1.3	1.3	6.3	6.8						
Avg. Stride Freq. [Hz]	2.2	2.4	2.4	2.3	2.4	2.4	2.3						
Avg. Stride Length [m]	5.4	7.1	7.2	7.1	6.9	7.3	7.3						





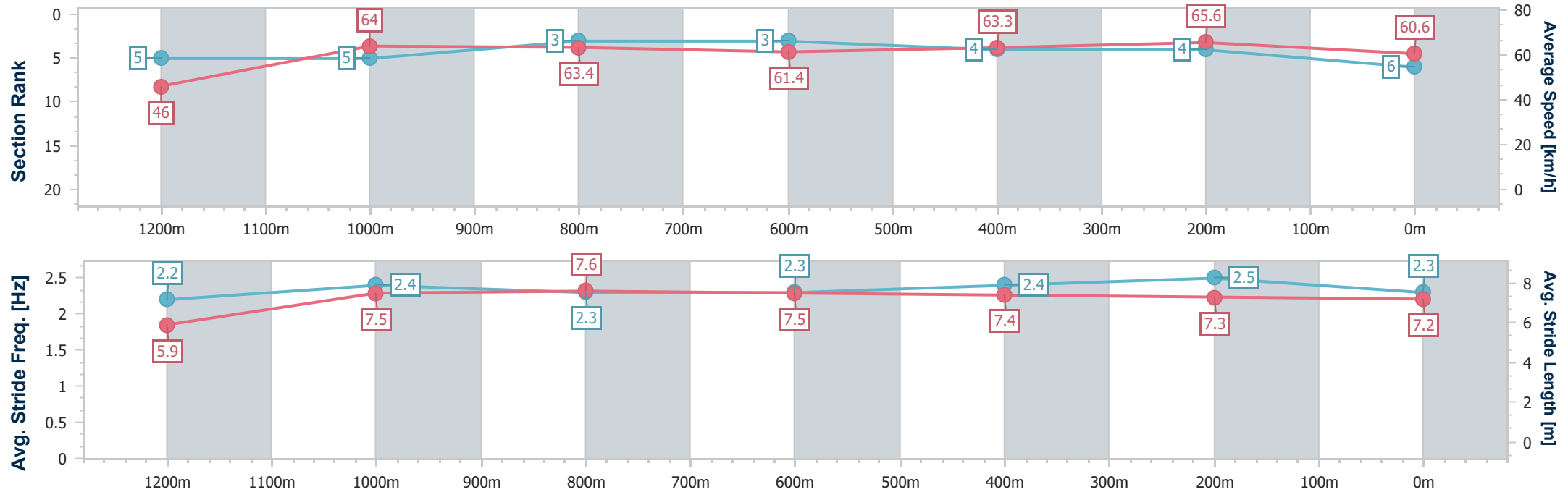
Horse/Jockey Name	Dirty Dancing
Final Rank	6
Fastest Section Time (Section)	0:07.85 (Overall)
Top Speed [km/h] (Section)	67.0 (400m)
Race State	Finished



Eagle FarmProfessional
Race 9: SEVEN JUST NOW - 1300m
13 December 2025 - 17:10
Track Rating: Soft 5, Weather: Fine, Rail Position: +1m Entire Course



Section	Overall	1200m	1000m	800m	600m	400m	200m						
Section Times	1:16.65 [6] (0:07.85)	1:08.80 [5] (0:11.27)	0:57.53 [5] (0:11.42)	0:46.11 [3] (0:11.82)	0:34.29 [3] (0:11.42)	0:22.87 [4] (0:10.97)	0:11.90 [4] (0:11.90)						
Average Speed [km/h]	46.0	64.0	63.4	61.4	63.3	65.6	60.6						
Top Speed [km/h]	62.2	65.4	65.3	61.9	66.6	67.0	63.8						
Avg. Dist. to Rail [m]	9.3	1.0	1.2	1.8	0.8	3.9	4.4						
Avg. Stride Freq. [Hz]	2.2	2.4	2.3	2.3	2.4	2.5	2.3						
Avg. Stride Length [m]	5.9	7.5	7.6	7.5	7.4	7.3	7.2						



[] Ranking at each section and finish
-.-.- No data available at this section
NA No data available



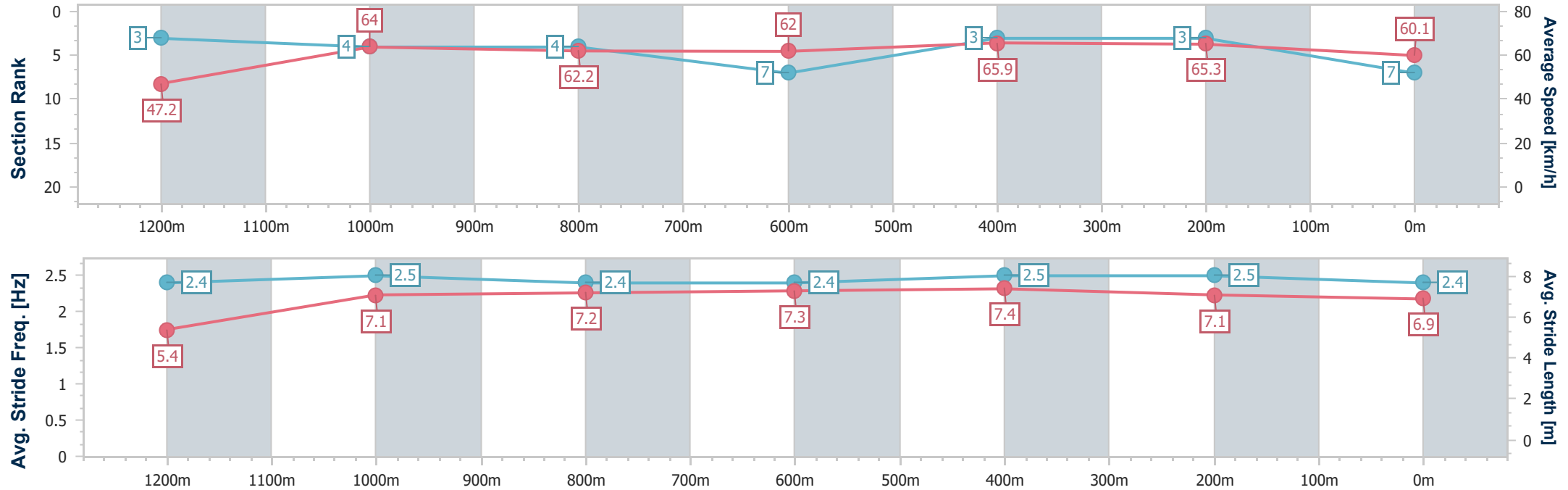
Horse/Jockey Name	Russian Alliance
Final Rank	7
Fastest Section Time (Section)	0:07.77 (Overall)
Top Speed [km/h] (Section)	68.6 (600m)
Race State	Finished



Eagle FarmProfessional
Race 9: SEVEN JUST NOW - 1300m
13 December 2025 - 17:10
Track Rating: Soft 5, Weather: Fine, Rail Position: +1m Entire Course



Section	Overall	1200m	1000m	800m	600m	400m	200m						
Section Times	1:16.76 [7] (0:07.77)	1:08.99 [3] (0:11.26)	0:57.73 [4] (0:11.77)	0:45.96 [4] (0:11.84)	0:34.12 [7] (0:11.11)	0:23.01 [3] (0:10.99)	0:12.02 [3] (0:12.02)						
Average Speed [km/h]	47.2	64.0	62.2	62.0	65.9	65.3	60.1						
Top Speed [km/h]	62.5	64.9	64.9	63.4	68.6	67.8	64.5						
Avg. Dist. to Rail [m]	12.6	2.4	3.6	4.4	3.5	8.4	9.6						
Avg. Stride Freq. [Hz]	2.4	2.5	2.4	2.4	2.5	2.5	2.4						
Avg. Stride Length [m]	5.4	7.1	7.2	7.3	7.4	7.1	6.9						



[] Ranking at each section and finish
-.-.- No data available at this section
NA No data available



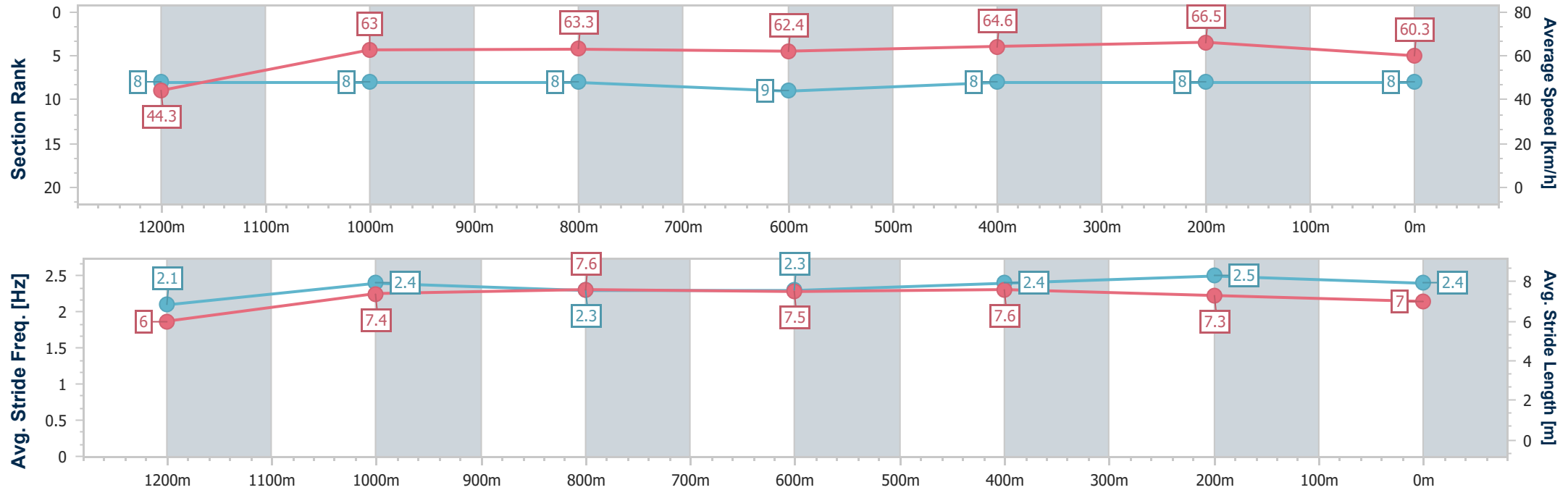
Horse/Jockey Name	Countyourblessings
Final Rank	8
Fastest Section Time (Section)	0:08.18 (Overall)
Top Speed [km/h] (Section)	68.7 (400m)
Race State	Finished



Eagle FarmProfessional
Race 9: SEVEN JUST NOW - 1300m
13 December 2025 - 17:10
Track Rating: Soft 5, Weather: Fine, Rail Position: +1m Entire Course



Section	Overall	1200m	1000m	800m	600m	400m	200m						
Section Times	1:16.81 [8] (0:08.18)	1:08.63 [8] (0:11.43)	0:57.20 [8] (0:11.51)	0:45.69 [8] (0:11.67)	0:34.02 [9] (0:11.25)	0:22.77 [8] (0:10.84)	0:11.93 [8] (0:11.93)						
Average Speed [km/h]	44.3	63.0	63.3	62.4	64.6	66.5	60.3						
Top Speed [km/h]	60.9	63.9	63.9	63.6	66.9	68.7	63.5						
Avg. Dist. to Rail [m]	10.8	2.7	1.9	3.1	2.3	9.4	10.2						
Avg. Stride Freq. [Hz]	2.1	2.4	2.3	2.3	2.4	2.5	2.4						
Avg. Stride Length [m]	6.0	7.4	7.6	7.5	7.6	7.3	7.0						





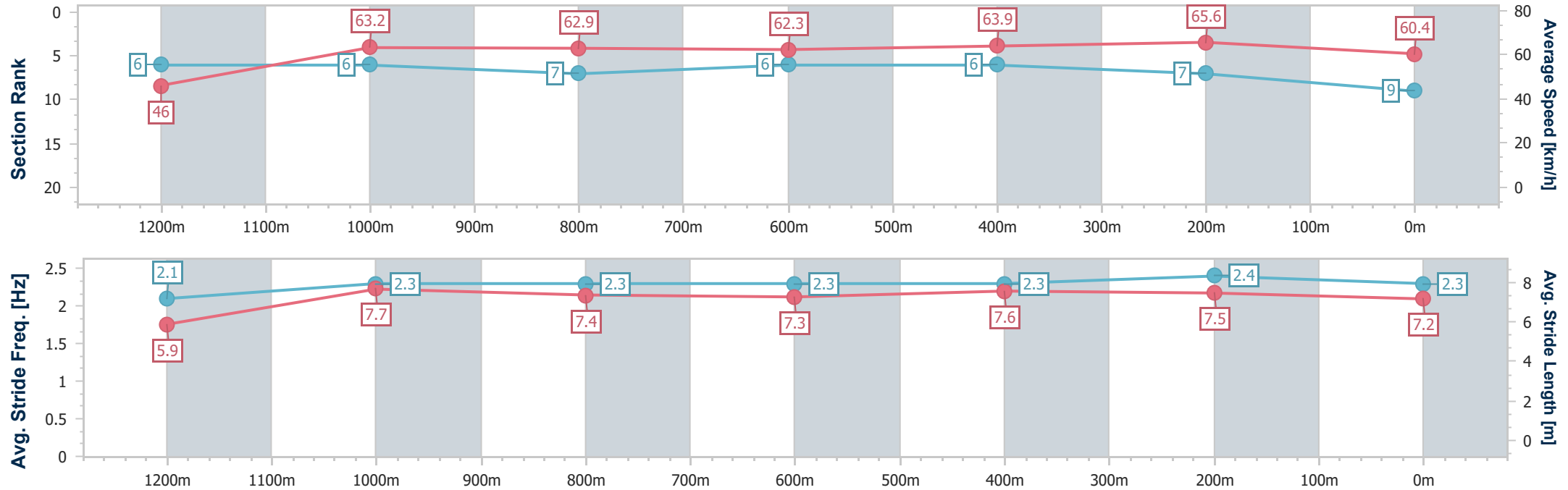
Horse/Jockey Name	French Endeavour
Final Rank	9
Fastest Section Time (Section)	0:07.98 (Overall)
Top Speed [km/h] (Section)	67.5 (400m)
Race State	Finished



Eagle FarmProfessional
Race 9: SEVEN JUST NOW - 1300m
13 December 2025 - 17:10
Track Rating: Soft 5, Weather: Fine, Rail Position: +1m Entire Course



Section	Overall	1200m	1000m	800m	600m	400m	200m						
Section Times	1:16.82 [9] (0:07.98)	1:08.84 [6] (0:11.43)	0:57.41 [6] (0:11.55)	0:45.86 [7] (0:11.61)	0:34.25 [6] (0:11.35)	0:22.90 [6] (0:10.96)	0:11.94 [7] (0:11.94)						
Average Speed [km/h]	46.0	63.2	62.9	62.3	63.9	65.6	60.4						
Top Speed [km/h]	60.9	64.5	64.6	63.3	66.2	67.5	63.9						
Avg. Dist. to Rail [m]	15.2	3.0	1.8	1.2	1.6	6.1	5.5						
Avg. Stride Freq. [Hz]	2.1	2.3	2.3	2.3	2.3	2.4	2.3						
Avg. Stride Length [m]	5.9	7.7	7.4	7.3	7.6	7.5	7.2						





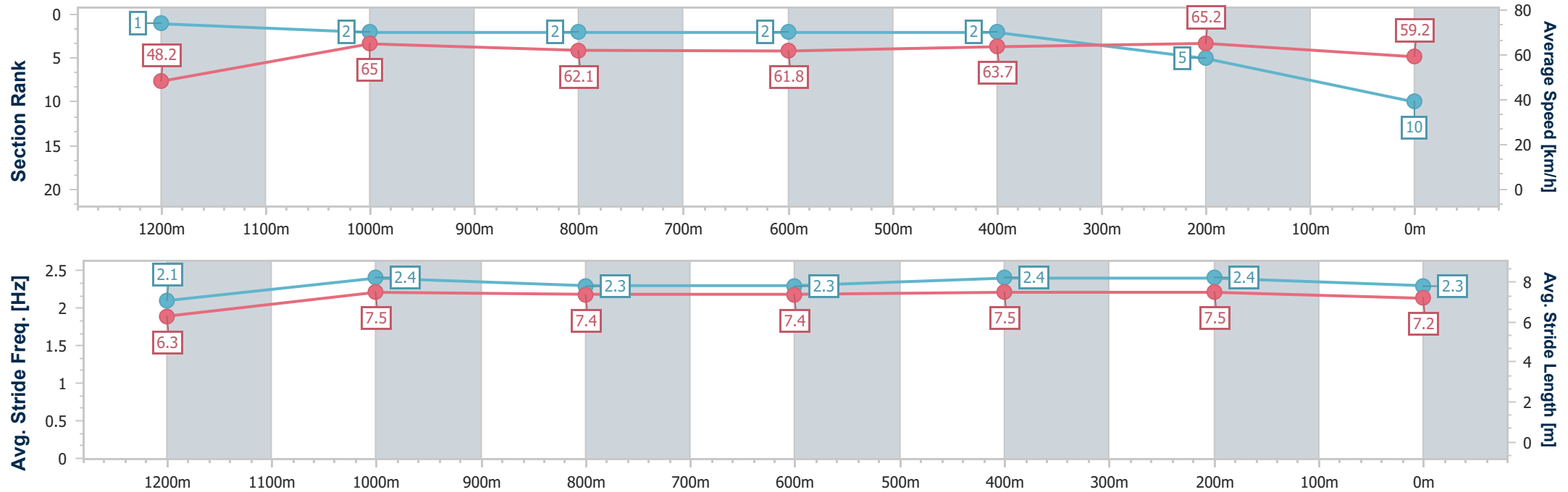
Horse/Jockey Name	En Pointe
Final Rank	10
Fastest Section Time (Section)	0:07.66 (Overall)
Top Speed [km/h] (Section)	66.9 (400m)
Race State	Finished



Eagle FarmProfessional
Race 9: SEVEN JUST NOW - 1300m
13 December 2025 - 17:10
Track Rating: Soft 5, Weather: Fine, Rail Position: +1m Entire Course



Section	Overall	1200m	1000m	800m	600m	400m	200m						
Section Times	1:16.95 [10] (0:07.66)	1:09.29 [1] (0:11.05)	0:58.24 [2] (0:11.77)	0:46.47 [2] (0:11.78)	0:34.69 [2] (0:11.48)	0:23.21 [2] (0:11.05)	0:12.16 [5] (0:12.16)						
Average Speed [km/h]	48.2	65.0	62.1	61.8	63.7	65.2	59.2						
Top Speed [km/h]	62.9	66.9	63.6	62.7	65.8	66.9	62.7						
Avg. Dist. to Rail [m]	17.2	5.7	2.4	2.6	2.8	7.2	6.6						
Avg. Stride Freq. [Hz]	2.1	2.4	2.3	2.3	2.4	2.4	2.3						
Avg. Stride Length [m]	6.3	7.5	7.4	7.4	7.5	7.5	7.2						





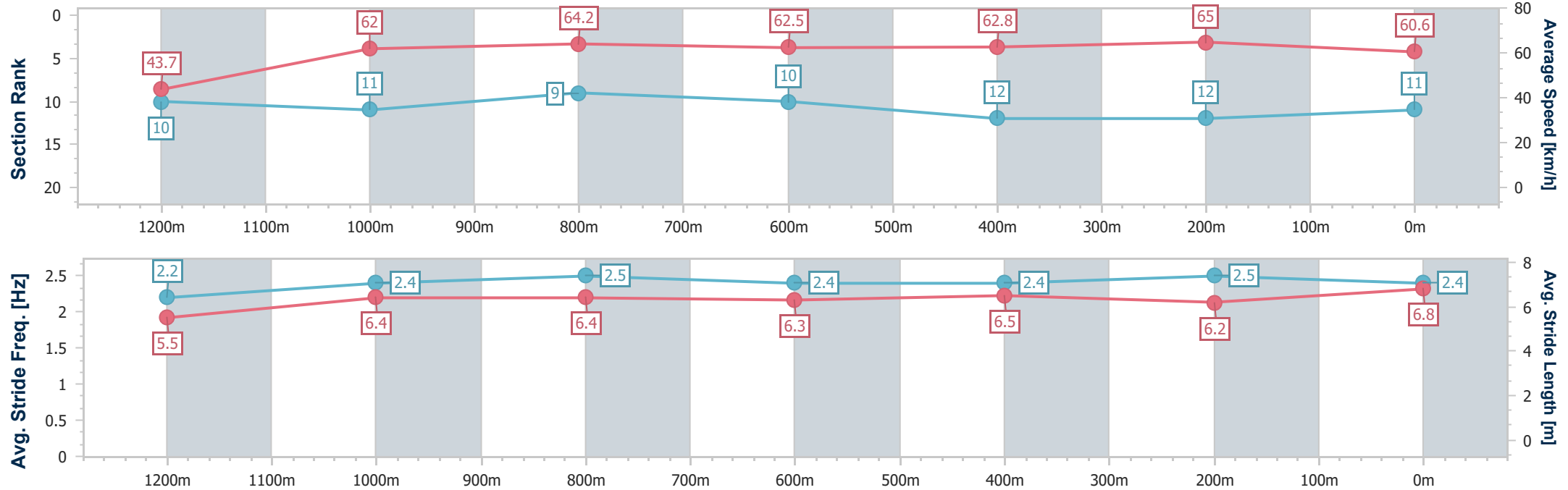
Horse/Jockey Name	Fat Fingers
Final Rank	11
Fastest Section Time (Section)	0:08.31 (Overall)
Top Speed [km/h] (Section)	65.8 (400m)
Race State	Finished



Eagle Farm Professional
Race 9: SEVEN JUST NOW - 1300m
13 December 2025 - 17:10
Track Rating: Soft 5, Weather: Fine, Rail Position: +1m Entire Course



Section	Overall	1200m	1000m	800m	600m	400m	200m						
Section Times	1:17.37 [11] (0:08.31)	1:09.06 [10] (0:11.65)	0:57.41 [11] (0:11.25)	0:46.16 [9] (0:11.61)	0:34.55 [10] (0:11.62)	0:22.93 [12] (0:11.06)	0:11.87 [12] (0:11.87)						
Average Speed [km/h]	43.7	62.0	64.2	62.5	62.8	65.0	60.6						
Top Speed [km/h]	58.8	64.3	65.5	64.0	64.4	65.8	64.1						
Avg. Dist. to Rail [m]	11.7	1.8	0.7	1.5	2.6	5.4	6.4						
Avg. Stride Freq. [Hz]	2.2	2.4	2.5	2.4	2.4	2.5	2.4						
Avg. Stride Length [m]	5.5	6.4	6.4	6.3	6.5	6.2	6.8						



- [] Ranking at each section and finish
- .-.- No data available at this section
- NA No data available



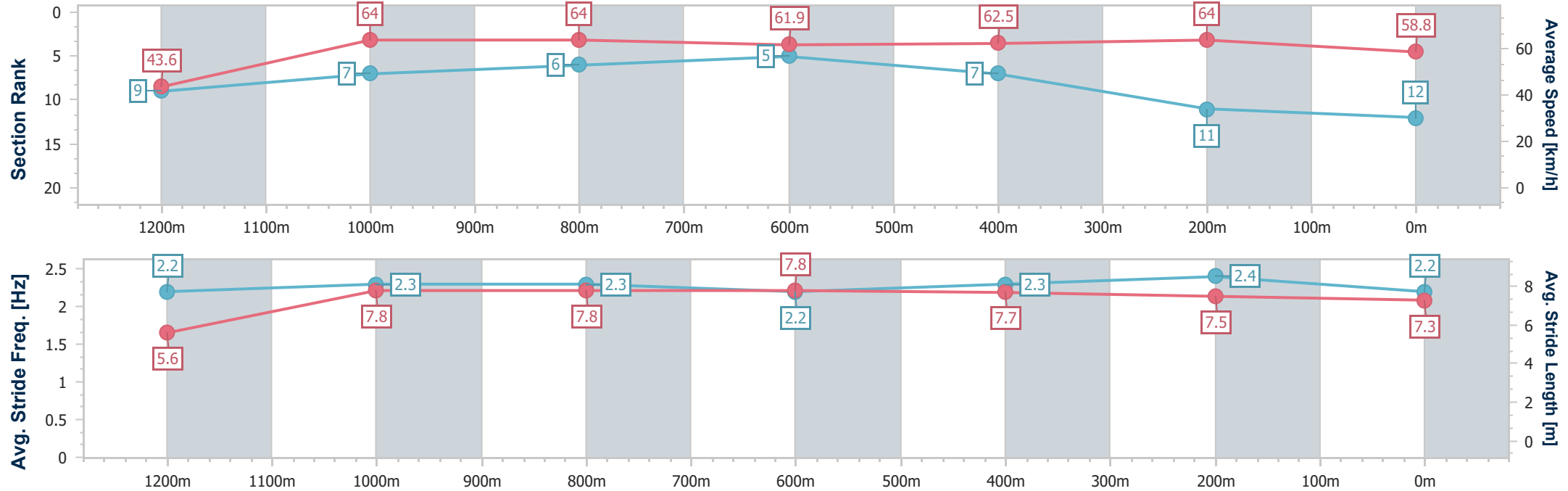
Horse/Jockey Name	Junqueira
Final Rank	12
Fastest Section Time (Section)	0:08.26 (Overall)
Top Speed [km/h] (Section)	65.4 (400m)
Race State	Finished



Eagle FarmProfessional
Race 9: SEVEN JUST NOW - 1300m
13 December 2025 - 17:10
Track Rating: Soft 5, Weather: Fine, Rail Position: +1m Entire Course



Section	Overall	1200m	1000m	800m	600m	400m	200m						
Section Times	1:17.55 [12] (0:08.26)	1:09.29 [9] (0:11.26)	0:58.03 [7] (0:11.34)	0:46.69 [6] (0:11.69)	0:35.00 [5] (0:11.49)	0:23.51 [7] (0:11.25)	0:12.26 [11] (0:12.26)						
Average Speed [km/h]	43.6	64.0	64.0	61.9	62.5	64.0	58.8						
Top Speed [km/h]	62.4	64.3	64.9	63.0	64.5	65.4	62.2						
Avg. Dist. to Rail [m]	7.6	0.3	1.0	1.6	0.7	2.2	5.6						
Avg. Stride Freq. [Hz]	2.2	2.3	2.3	2.2	2.3	2.4	2.2						
Avg. Stride Length [m]	5.6	7.8	7.8	7.8	7.7	7.5	7.3						



[] Ranking at each section and finish
-.-.- No data available at this section
NA No data available



Eagle Farm Professional

Race 10: DRINKWISE BENCHMARK 70 Handicap - 1400m

13 December 2025 - 17:46



BRISBANE
RACING CLUB

Track Rating: Soft 5, Weather: Fine, Rail Position: +1m Entire Course

Section						Overall	1200m	1000m	800m	600m	400m	Last 600m	
Field Times						1:23.32 (0:13.75)	1:09.57 (0:10.79)	0:58.78 (0:11.20)	0:47.58 (0:11.28)	0:36.30 (0:11.63)	0:24.67 (0:11.75)	0:36.30	
Rank	TAB	Horse/Jockey	Barrier	Top Speed [km/h]	Fastest Section								Distance Travelled [m]
1	4	ESJAY	10	67.5	0:10.79	1:23.32 [1]	1:09.57 [1]	0:58.78 [1]	0:47.39 [2]	0:36.19 [2]	0:24.67 [1]	0:36.19	
		Jasper Franklin		1200m	1200m	(0:13.75)	(0:10.79)	(0:11.39)	(0:11.20)	(0:11.52)	(0:11.75)		
2	16	DIAMOND EPIC	2	65.9	0:11.20	1:23.38 [2]	1:09.04 [5]	0:57.76 [5]	0:46.33 [5]	0:35.13 [5]	0:23.93 [5]	0:35.13	-3
		Kyle Wilson-Taylor		600m	800m	(0:14.34)	(0:11.28)	(0:11.43)	(0:11.20)	(0:11.20)	(0:11.46)		
3	11	HEYOKA	4	66.0	0:11.08	1:23.51 [3]	1:09.41 [4]	0:58.33 [4]	0:47.05 [4]	0:35.86 [4]	0:24.25 [4]	0:35.86	+5
		Daniel Moor		1200m	1200m	(0:14.10)	(0:11.08)	(0:11.28)	(0:11.19)	(0:11.61)	(0:11.53)		
4	13	GAMBINO	8	66.5	0:10.89	1:23.79 [4]	1:09.87 [3]	0:58.98 [3]	0:47.70 [3]	0:36.43 [3]	0:24.92 [3]	0:36.43	+0
		Justin Huxtable		1200m	1200m	(0:13.92)	(0:10.89)	(0:11.28)	(0:11.27)	(0:11.51)	(0:12.04)		
5	5	FLYING AURELIUS	9	68.2	0:10.76	1:24.00 [5]	1:10.18 [2]	0:59.42 [2]	0:48.26 [1]	0:36.98 [1]	0:25.34 [2]	0:36.98	+5
		Jai Williams		1200m	1200m	(0:13.82)	(0:10.76)	(0:11.16)	(0:11.28)	(0:11.64)	(0:12.02)		
6	18	GALPIN	3	65.1	0:11.27	1:24.01 [6]	1:09.52 [7]	0:58.15 [7]	0:46.83 [7]	0:35.56 [7]	0:24.20 [7]	0:35.56	+2
		Adin Thompson		800m	800m	(0:14.49)	(0:11.37)	(0:11.32)	(0:11.27)	(0:11.36)	(0:11.54)		
7	20	IN SOCIETY	1	64.6	0:11.28	1:24.11 [7]	1:09.64 [6]	0:58.24 [8]	0:46.83 [8]	0:35.55 [8]	0:24.15 [9]	0:35.55	+0
		Jake Bayliss		1200m	800m	(0:14.47)	(0:11.40)	(0:11.41)	(0:11.28)	(0:11.40)	(0:11.58)		
8	15	TRAPEDO	6	66.3	0:11.26	1:24.22 [8]	1:09.49 [10]	0:58.12 [10]	0:46.78 [9]	0:35.52 [10]	0:24.18 [10]	0:35.52	+11
		Cejay Graham		1000m	800m	(0:14.73)	(0:11.37)	(0:11.34)	(0:11.26)	(0:11.34)	(0:11.47)		
9	7	ECLAIR AWESOME	5	65.8	0:11.08	1:24.28 [9]	1:09.65 [9]	0:58.21 [9]	0:46.77 [10]	0:35.69 [9]	0:24.42 [8]	0:35.69	+1
		Andrew Mallyon		800m	800m	(0:14.63)	(0:11.44)	(0:11.44)	(0:11.08)	(0:11.27)	(0:11.62)		
10	12	AFFINITY FLYER	7	65.8	0:11.27	1:25.77 [10]	1:11.28 [8]	1:00.01 [6]	0:48.64 [6]	0:37.33 [6]	0:25.96 [6]	0:37.33	+1
		Mark Du Plessis		1200m	1200m	(0:14.49)	(0:11.27)	(0:11.37)	(0:11.31)	(0:11.37)	(0:12.07)		

Scratched: Noble Conqueror (#6), Don Pedro (#2), Larrikin Rogue (#1), Waku Waku (#14), Liberty Steps (#3), Connewarre (#17), Lone Artist (#19), Pierata's Gem (#9), Silver Wedding (#10), More Trouble (#8)

Report Created: Sat 13 December 2025 18:09 GMT (Note: Timing is based on position data)

Page 1/12

[] Ranking at each section and finish
-:-:- No data available at this section
NA No data available

SCN Saddle cloth number
DNF Did not finish
DNT Did not track

data processed by  TRIPLESDATA



Eagle Farm Professional

Race 10: DRINKWISE BENCHMARK 70 Handicap - 1400m

13 December 2025 - 17:46



BRISBANE
RACING CLUB

Track Rating: Soft 5, Weather: Fine, Rail Position: +1m Entire Course

Section Field Times				200m 0:12.92 (0:12.92)				Last 600m 0:36.30	
Rank	TAB	Horse/Jockey	Barrier	Top Speed [km/h]	Fastest Section	Margin		Distance Travelled [m]	
1	4	ESJAY	10	67.5	0:10.79	0:12.92 [1]	1:23.32	0:36.19	
		Jasper Franklin		1200m	1200m	(0:12.92)			
2	16	DIAMOND EPIC	2	65.9	0:11.20	0:12.47 [4]	0.32L	0:35.13	-3
		Kyle Wilson-Taylor		600m	800m	(0:12.47)			
3	11	HEYOKA	4	66.0	0:11.08	0:12.72 [3]	1.1L	0:35.86	+5
		Daniel Moor		1200m	1200m	(0:12.72)			
4	13	GAMBINO	8	66.5	0:10.89	0:12.88 [5]	2.72L	0:36.43	+0
		Justin Huxtable		1200m	1200m	(0:12.88)			
5	5	FLYING AURELIUS	9	68.2	0:10.76	0:13.32 [2]	3.96L	0:36.98	+5
		Jai Williams		1200m	1200m	(0:13.32)			
6	18	GALPIN	3	65.1	0:11.27	0:12.66 [6]	4.04L	0:35.56	+2
		Adin Thompson		800m	800m	(0:12.66)			
7	20	IN SOCIETY	1	64.6	0:11.28	0:12.57 [9]	4.62L	0:35.55	+0
		Jake Bayliss		1200m	800m	(0:12.57)			
8	15	TRAPEDO	6	66.3	0:11.26	0:12.71 [8]	5.28L	0:35.52	+11
		Cejay Graham		1000m	800m	(0:12.71)			
9	7	ECLAIR AWESOME	5	65.8	0:11.08	0:12.80 [7]	5.64L	0:35.69	+1
		Andrew Mallyon		800m	800m	(0:12.80)			
10	12	AFFINITY FLYER	7	65.8	0:11.27	0:13.89 [10]	14.38L	0:37.33	+1
		Mark Du Plessis		1200m	1200m	(0:13.89)			

Scratched: Noble Conqueror (#6), Don Pedro (#2), Larrikin Rogue (#1), Waku Waku (#14), Liberty Steps (#3), Connewarre (#17), Lone Artist (#19), Pierata's Gem (#9), Silver Wedding (#10), More Trouble (#8)

Report Created: Sat 13 December 2025 18:09 GMT (Note: Timing is based on position data)

Page 2/12

[] Ranking at each section and finish
-:-:- No data available at this section
NA No data available

SCN Saddle cloth number
DNF Did not finish
DNT Did not track

data processed by  TRIPLES DATA



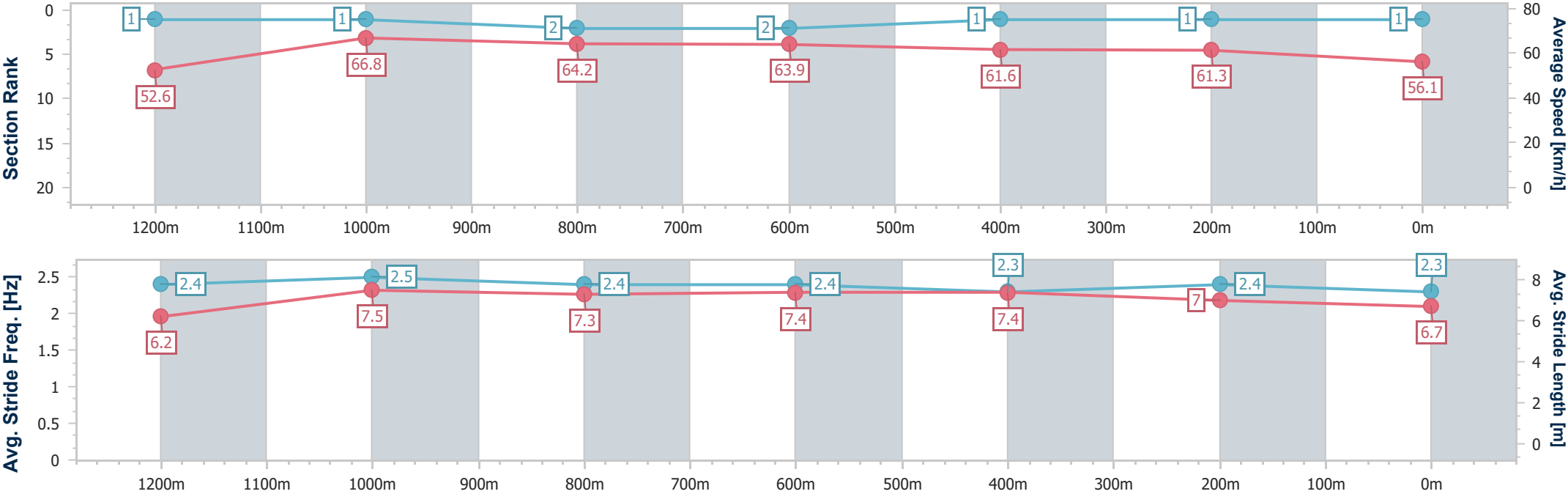
Horse/Jockey Name	Esjay
Final Rank	1
Fastest Section Time (Section)	0:10.79 (1200m)
Top Speed [km/h] (Section)	67.5 (1200m)
Race State	Finished



Eagle FarmProfessional
Race 10: DRINKWISE BENCHMARK 70 Handicap - 1400m
13 December 2025 - 17:46
Track Rating: Soft 5, Weather: Fine, Rail Position: +1m Entire Course



Section	Overall	1200m	1000m	800m	600m	400m	200m						
Section Times	1:23.32 [1] (0:13.75)	1:09.57 [1] (0:10.79)	0:58.78 [1] (0:11.39)	0:47.39 [2] (0:11.20)	0:36.19 [2] (0:11.52)	0:24.67 [1] (0:11.75)	0:12.92 [1] (0:12.92)						
Average Speed [km/h]	52.6	66.8	64.2	63.9	61.6	61.3	56.1						
Top Speed [km/h]	66.2	67.5	64.9	65.5	62.8	62.5	60.1						
Avg. Dist. to Rail [m]	8.5	2.1	2.6	1.7	2.3	1.6	4.5						
Avg. Stride Freq. [Hz]	2.4	2.5	2.4	2.4	2.3	2.4	2.3						
Avg. Stride Length [m]	6.2	7.5	7.3	7.4	7.4	7.0	6.7						





Horse/Jockey Name	Diamond Epic
Final Rank	2
Fastest Section Time (Section)	0:11.20 (800m)
Top Speed [km/h] (Section)	65.9 (600m)
Race State	Finished



Eagle FarmProfessional

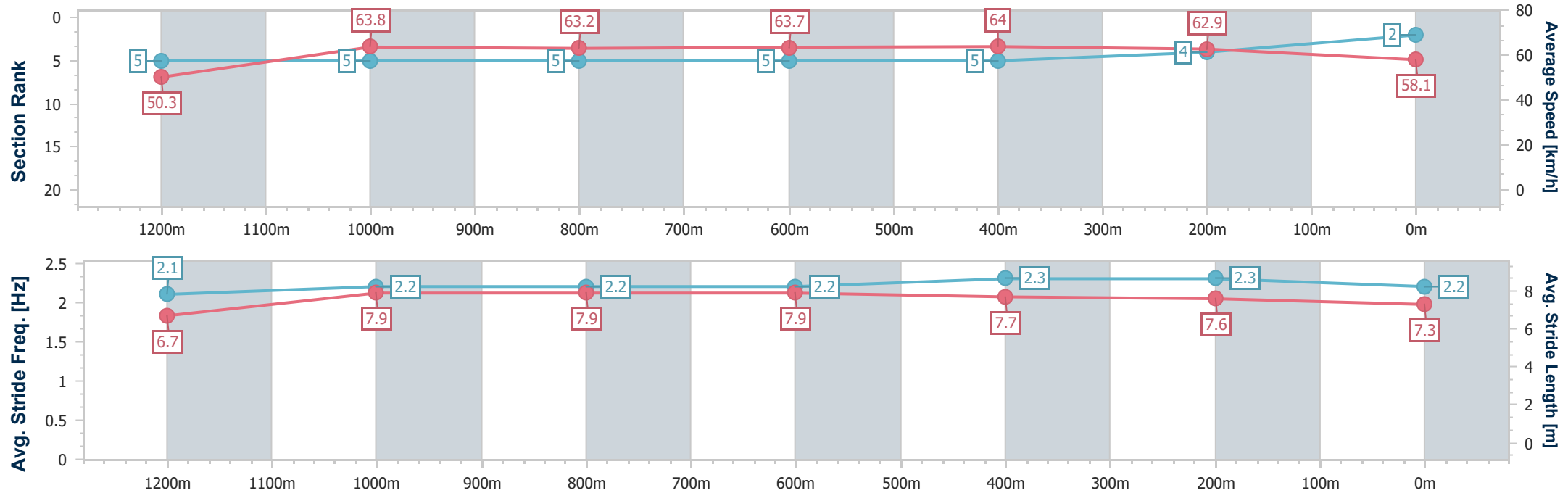
Race 10: DRINKWISE BENCHMARK 70 Handicap - 1400m

13 December 2025 - 17:46

Track Rating: Soft 5, Weather: Fine, Rail Position: +1m Entire Course



Section	Overall	1200m	1000m	800m	600m	400m	200m						
Section Times	1:23.38 [2] (0:14.34)	1:09.04 [5] (0:11.28)	0:57.76 [5] (0:11.43)	0:46.33 [5] (0:11.20)	0:35.13 [5] (0:11.20)	0:23.93 [5] (0:11.46)	0:12.47 [4] (0:12.47)						
Average Speed [km/h]	50.3	63.8	63.2	63.7	64.0	62.9	58.1						
Top Speed [km/h]	61.3	65.2	64.3	64.9	65.9	64.0	61.0						
Avg. Dist. to Rail [m]	3.4	3.0	1.1	2.1	1.7	7.6	8.3						
Avg. Stride Freq. [Hz]	2.1	2.2	2.2	2.2	2.3	2.3	2.2						
Avg. Stride Length [m]	6.7	7.9	7.9	7.9	7.7	7.6	7.3						





Horse/Jockey Name	Heyoka
Final Rank	3
Fastest Section Time (Section)	0:11.08 (1200m)
Top Speed [km/h] (Section)	66.0 (1200m)
Race State	Finished



Eagle FarmProfessional

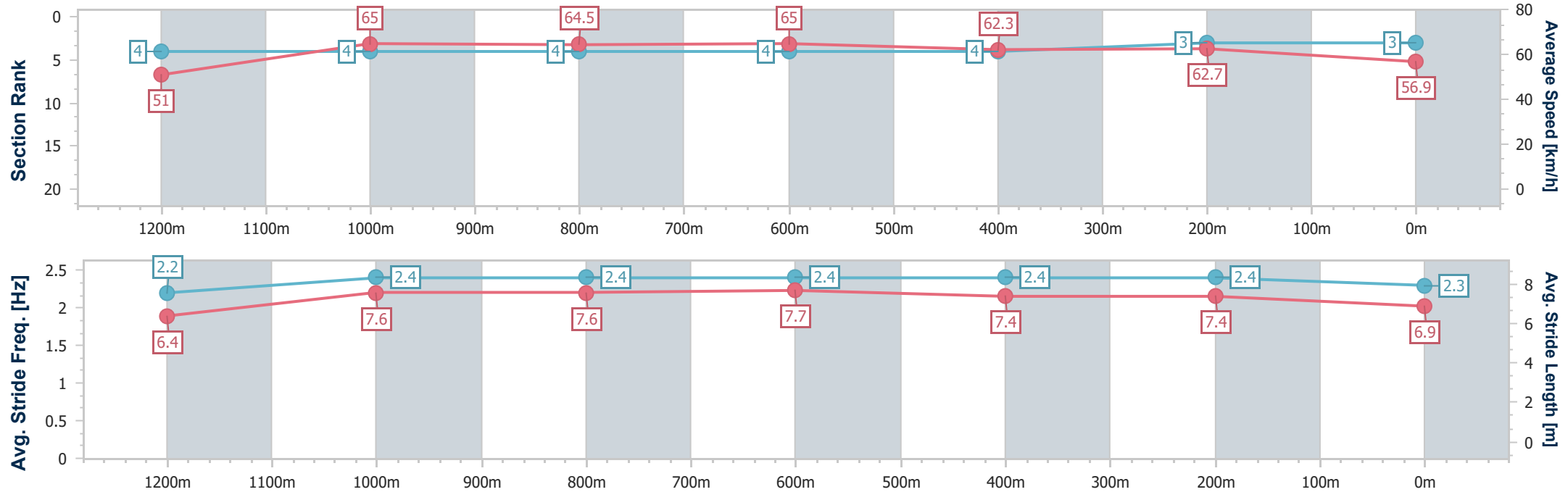
Race 10: DRINKWISE BENCHMARK 70 Handicap - 1400m

13 December 2025 - 17:46

Track Rating: Soft 5, Weather: Fine, Rail Position: +1m Entire Course



Section	Overall	1200m	1000m	800m	600m	400m	200m						
Section Times	1:23.51 [3] (0:14.10)	1:09.41 [4] (0:11.08)	0:58.33 [4] (0:11.28)	0:47.05 [4] (0:11.19)	0:35.86 [4] (0:11.61)	0:24.25 [4] (0:11.53)	0:12.72 [3] (0:12.72)						
Average Speed [km/h]	51.0	65.0	64.5	65.0	62.3	62.7	56.9						
Top Speed [km/h]	63.7	66.0	65.5	65.5	64.0	64.7	60.3						
Avg. Dist. to Rail [m]	4.5	2.0	1.8	1.4	1.9	6.8	6.8						
Avg. Stride Freq. [Hz]	2.2	2.4	2.4	2.4	2.4	2.4	2.3						
Avg. Stride Length [m]	6.4	7.6	7.6	7.7	7.4	7.4	6.9						



- [] Ranking at each section and finish
- .-.- No data available at this section
- NA No data available



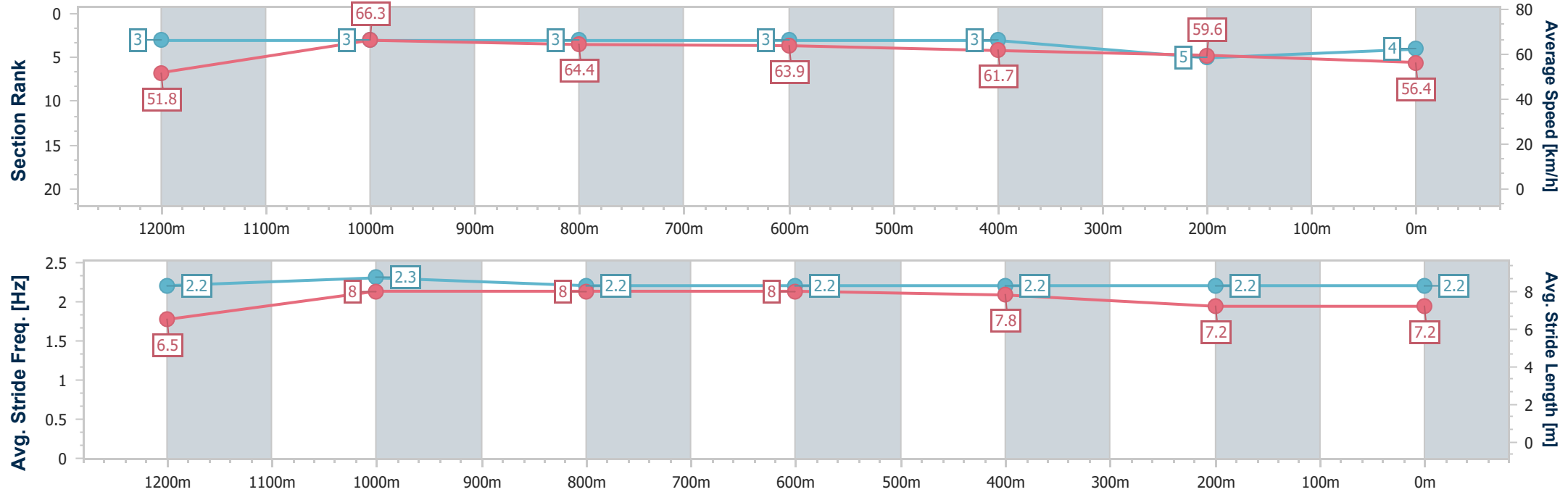
Horse/Jockey Name	Gambino
Final Rank	4
Fastest Section Time (Section)	0:10.89 (1200m)
Top Speed [km/h] (Section)	66.5 (1200m)
Race State	Finished



Eagle FarmProfessional
Race 10: DRINKWISE BENCHMARK 70 Handicap - 1400m
13 December 2025 - 17:46
Track Rating: Soft 5, Weather: Fine, Rail Position: +1m Entire Course



Section	Overall	1200m	1000m	800m	600m	400m	200m						
Section Times	1:23.79 [4] (0:13.92)	1:09.87 [3] (0:10.89)	0:58.98 [3] (0:11.28)	0:47.70 [3] (0:11.27)	0:36.43 [3] (0:11.51)	0:24.92 [3] (0:12.04)	0:12.88 [5] (0:12.88)						
Average Speed [km/h]	51.8	66.3	64.4	63.9	61.7	59.6	56.4						
Top Speed [km/h]	64.8	66.5	64.7	64.6	63.0	60.7	59.7						
Avg. Dist. to Rail [m]	7.1	2.3	2.0	0.8	2.6	0.7	0.8						
Avg. Stride Freq. [Hz]	2.2	2.3	2.2	2.2	2.2	2.2	2.2						
Avg. Stride Length [m]	6.5	8.0	8.0	8.0	7.8	7.2	7.2						



[] Ranking at each section and finish
-.-.- No data available at this section
NA No data available



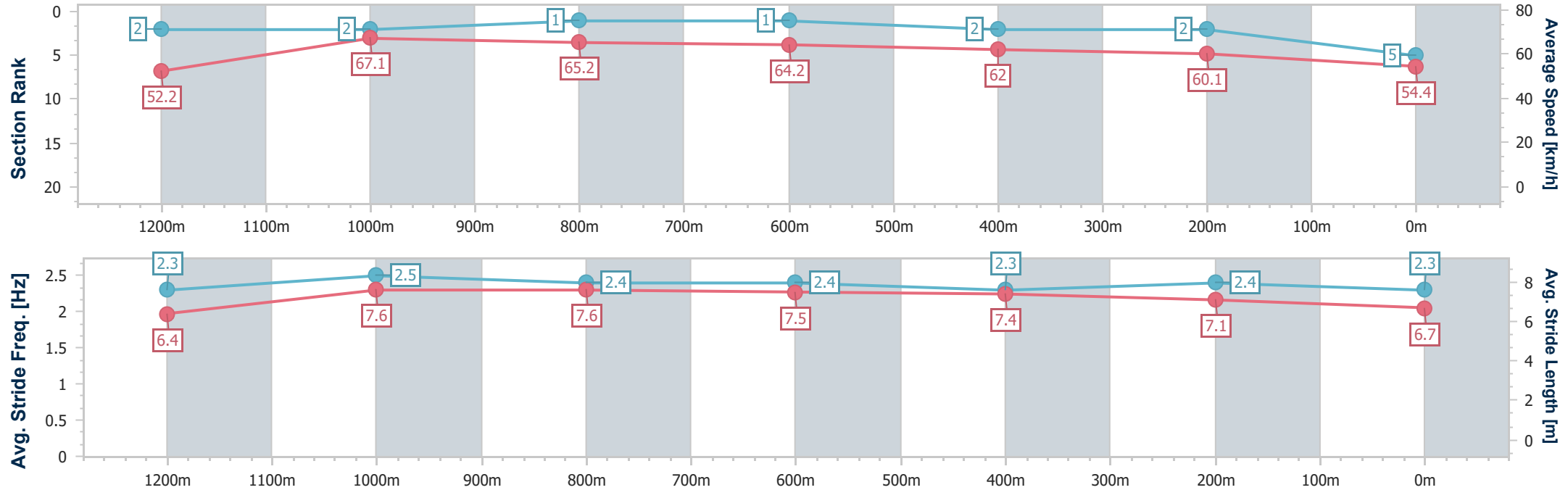
Horse/Jockey Name	Flying Aurelius
Final Rank	5
Fastest Section Time (Section)	0:10.76 (1200m)
Top Speed [km/h] (Section)	68.2 (1200m)
Race State	Finished



Eagle FarmProfessional
Race 10: DRINKWISE BENCHMARK 70 Handicap - 1400m
13 December 2025 - 17:46
Track Rating: Soft 5, Weather: Fine, Rail Position: +1m Entire Course



Section	Overall	1200m	1000m	800m	600m	400m	200m						
Section Times	1:24.00 [5] (0:13.82)	1:10.18 [2] (0:10.76)	0:59.42 [2] (0:11.16)	0:48.26 [1] (0:11.28)	0:36.98 [1] (0:11.64)	0:25.34 [2] (0:12.02)	0:13.32 [2] (0:13.32)						
Average Speed [km/h]	52.2	67.1	65.2	64.2	62.0	60.1	54.4						
Top Speed [km/h]	67.4	68.2	66.8	65.6	64.1	61.3	58.3						
Avg. Dist. to Rail [m]	8.4	3.6	1.8	1.4	1.3	5.1	6.3						
Avg. Stride Freq. [Hz]	2.3	2.5	2.4	2.4	2.3	2.4	2.3						
Avg. Stride Length [m]	6.4	7.6	7.6	7.5	7.4	7.1	6.7						



[] Ranking at each section and finish
-.-.- No data available at this section
NA No data available



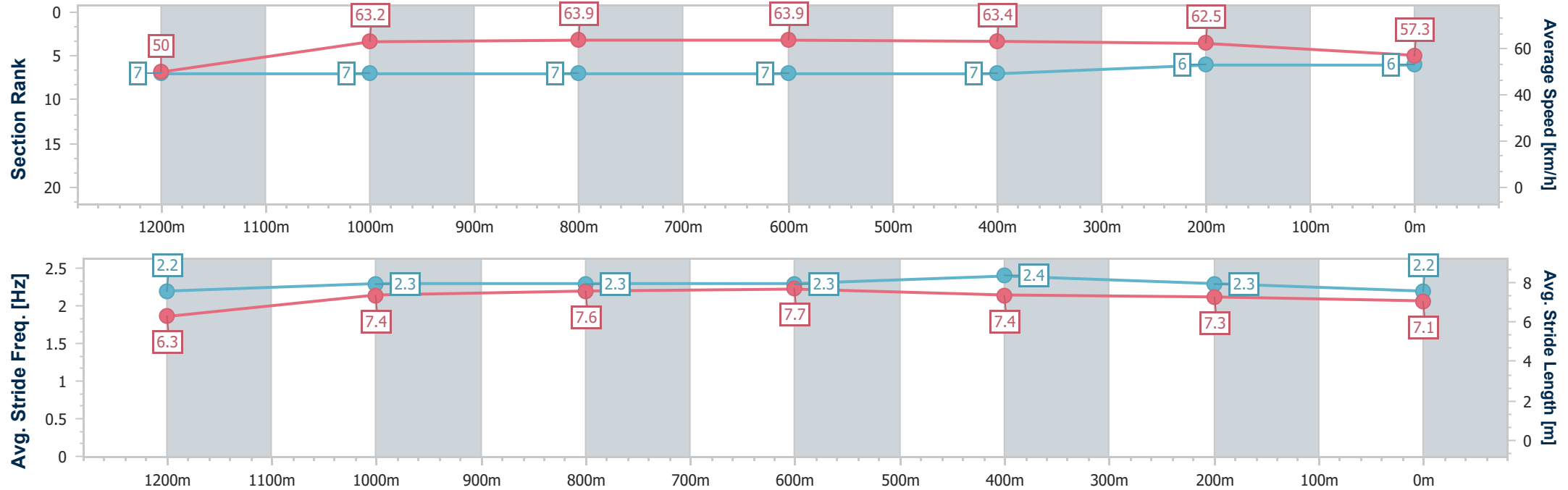
Horse/Jockey Name	Galpin
Final Rank	6
Fastest Section Time (Section)	0:11.27 (800m)
Top Speed [km/h] (Section)	65.1 (800m)
Race State	Finished



Eagle FarmProfessional
Race 10: DRINKWISE BENCHMARK 70 Handicap - 1400m
13 December 2025 - 17:46
Track Rating: Soft 5, Weather: Fine, Rail Position: +1m Entire Course



Section	Overall	1200m	1000m	800m	600m	400m	200m						
Section Times	1:24.01 [6] (0:14.49)	1:09.52 [7] (0:11.37)	0:58.15 [7] (0:11.32)	0:46.83 [7] (0:11.27)	0:35.56 [7] (0:11.36)	0:24.20 [7] (0:11.54)	0:12.66 [6] (0:12.66)						
Average Speed [km/h]	50.0	63.2	63.9	63.9	63.4	62.5	57.3						
Top Speed [km/h]	62.6	64.3	64.8	65.1	64.3	64.2	59.5						
Avg. Dist. to Rail [m]	3.9	2.8	1.4	0.3	0.6	5.3	7.5						
Avg. Stride Freq. [Hz]	2.2	2.3	2.3	2.3	2.4	2.3	2.2						
Avg. Stride Length [m]	6.3	7.4	7.6	7.7	7.4	7.3	7.1						



[] Ranking at each section and finish
-.-.- No data available at this section
NA No data available



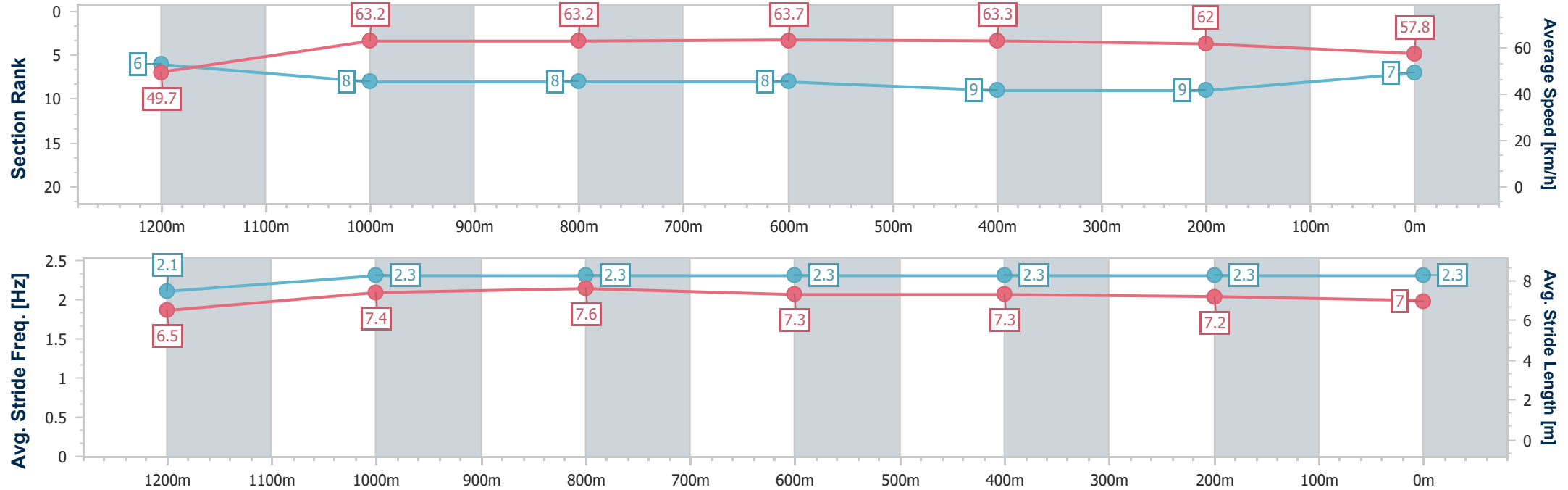
Horse/Jockey Name	In Society
Final Rank	7
Fastest Section Time (Section)	0:11.28 (800m)
Top Speed [km/h] (Section)	64.6 (1200m)
Race State	Finished



Eagle Farm Professional
Race 10: DRINKWISE BENCHMARK 70 Handicap - 1400m
13 December 2025 - 17:46
Track Rating: Soft 5, Weather: Fine, Rail Position: +1m Entire Course



Section	Overall	1200m	1000m	800m	600m	400m	200m						
Section Times	1:24.11 [7] (0:14.47)	1:09.64 [6] (0:11.40)	0:58.24 [8] (0:11.41)	0:46.83 [8] (0:11.28)	0:35.55 [8] (0:11.40)	0:24.15 [9] (0:11.58)	0:12.57 [9] (0:12.57)						
Average Speed [km/h]	49.7	63.2	63.2	63.7	63.3	62.0	57.8						
Top Speed [km/h]	61.6	64.6	64.1	64.2	63.7	63.8	59.7						
Avg. Dist. to Rail [m]	2.1	1.6	0.8	0.3	0.5	3.6	5.1						
Avg. Stride Freq. [Hz]	2.1	2.3	2.3	2.3	2.3	2.3	2.3						
Avg. Stride Length [m]	6.5	7.4	7.6	7.3	7.3	7.2	7.0						





Horse/Jockey Name	Trapedo
Final Rank	8
Fastest Section Time (Section)	0:11.26 (800m)
Top Speed [km/h] (Section)	66.3 (1000m)
Race State	Finished



Eagle FarmProfessional

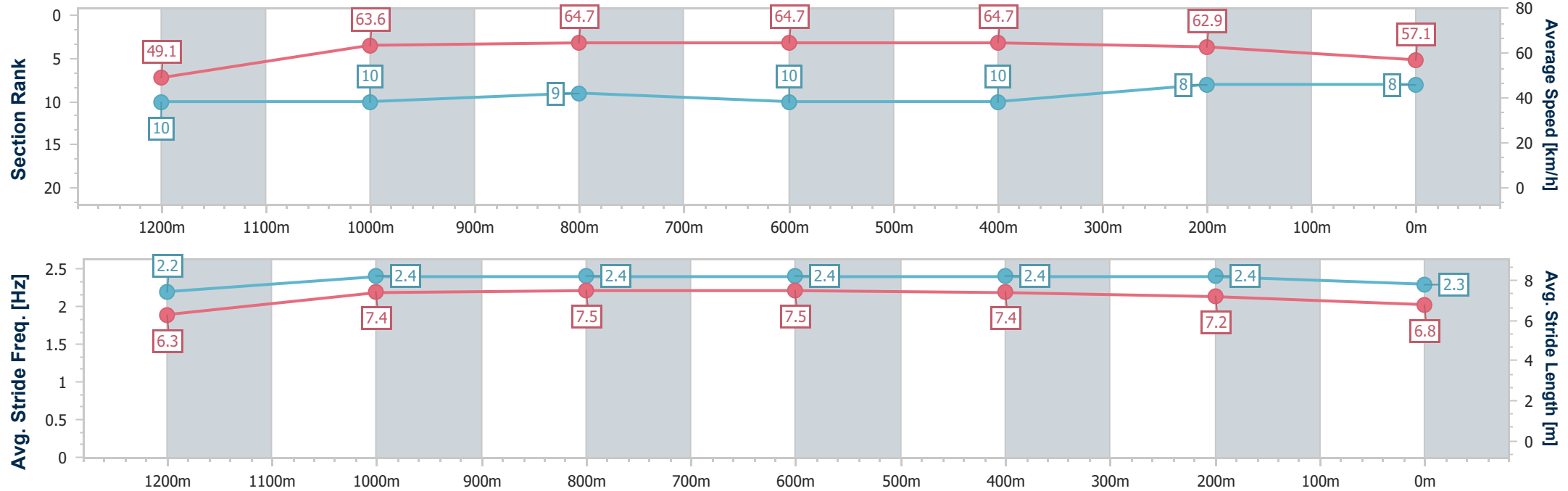
Race 10: DRINKWISE BENCHMARK 70 Handicap - 1400m

13 December 2025 - 17:46

Track Rating: Soft 5, Weather: Fine, Rail Position: +1m Entire Course



Section	Overall	1200m	1000m	800m	600m	400m	200m						
Section Times	1:24.22 [8] (0:14.73)	1:09.49 [10] (0:11.37)	0:58.12 [10] (0:11.34)	0:46.78 [9] (0:11.26)	0:35.52 [10] (0:11.34)	0:24.18 [10] (0:11.47)	0:12.71 [8] (0:12.71)						
Average Speed [km/h]	49.1	63.6	64.7	64.7	64.7	62.9	57.1						
Top Speed [km/h]	62.3	65.3	66.3	66.0	66.2	64.0	60.2						
Avg. Dist. to Rail [m]	5.5	4.3	3.8	2.3	4.3	11.6	13.4						
Avg. Stride Freq. [Hz]	2.2	2.4	2.4	2.4	2.4	2.4	2.3						
Avg. Stride Length [m]	6.3	7.4	7.5	7.5	7.4	7.2	6.8						





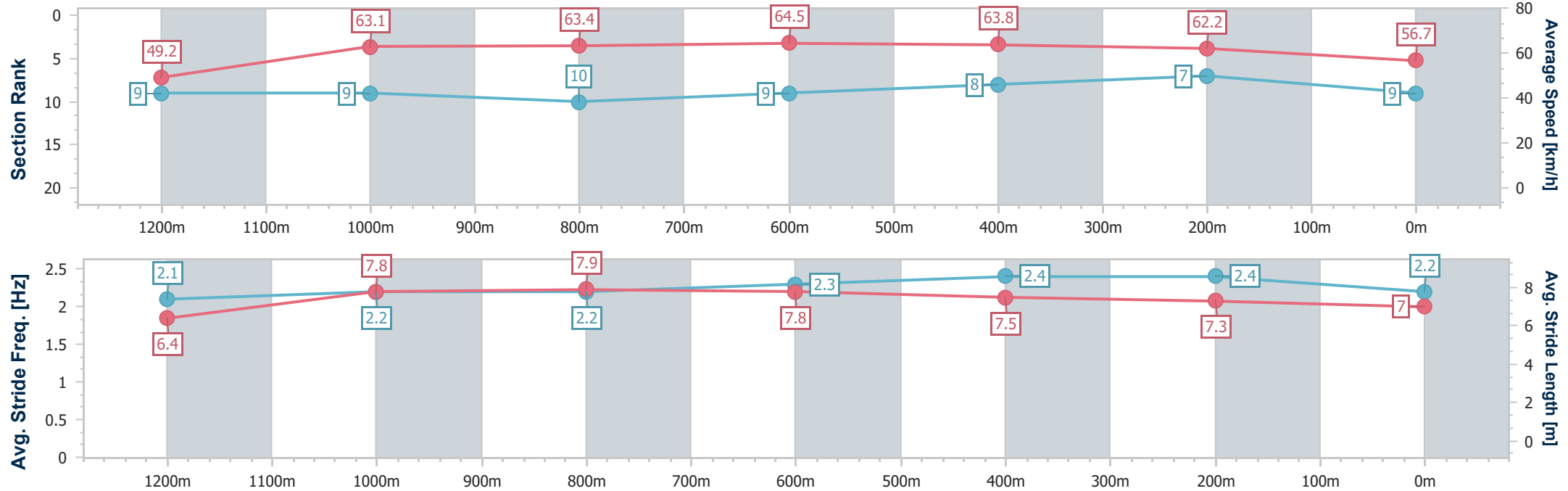
Horse/Jockey Name	Eclair Awesome
Final Rank	9
Fastest Section Time (Section)	0:11.08 (800m)
Top Speed [km/h] (Section)	65.8 (800m)
Race State	Finished



Eagle FarmProfessional
Race 10: DRINKWISE BENCHMARK 70 Handicap - 1400m
13 December 2025 - 17:46
Track Rating: Soft 5, Weather: Fine, Rail Position: +1m Entire Course



Section	Overall	1200m	1000m	800m	600m	400m	200m						
Section Times	1:24.28 [9] (0:14.63)	1:09.65 [9] (0:11.44)	0:58.21 [9] (0:11.44)	0:46.77 [10] (0:11.08)	0:35.69 [9] (0:11.27)	0:24.42 [8] (0:11.62)	0:12.80 [7] (0:12.80)						
Average Speed [km/h]	49.2	63.1	63.4	64.5	63.8	62.2	56.7						
Top Speed [km/h]	62.3	64.0	64.7	65.8	65.4	63.9	59.7						
Avg. Dist. to Rail [m]	4.5	1.9	1.2	1.1	1.0	7.1	8.6						
Avg. Stride Freq. [Hz]	2.1	2.2	2.2	2.3	2.4	2.4	2.2						
Avg. Stride Length [m]	6.4	7.8	7.9	7.8	7.5	7.3	7.0						



- [] Ranking at each section and finish
- .-.- No data available at this section
- NA No data available



Horse/Jockey Name	Affinity Flyer
Final Rank	10
Fastest Section Time (Section)	0:11.27 (1200m)
Top Speed [km/h] (Section)	65.8 (1200m)
Race State	Finished



Eagle FarmProfessional
Race 10: DRINKWISE BENCHMARK 70 Handicap - 1400m
13 December 2025 - 17:46
Track Rating: Soft 5, Weather: Fine, Rail Position: +1m Entire Course



Section	Overall	1200m	1000m	800m	600m	400m	200m						
Section Times	1:25.77 [10] (0:14.49)	1:11.28 [8] (0:11.27)	1:00.01 [6] (0:11.37)	0:48.64 [6] (0:11.31)	0:37.33 [6] (0:11.37)	0:25.96 [6] (0:12.07)	0:13.89 [10] (0:13.89)						
Average Speed [km/h]	49.9	64.0	64.0	63.8	62.7	59.6	52.2						
Top Speed [km/h]	62.5	65.8	65.3	64.5	64.2	61.9	57.2						
Avg. Dist. to Rail [m]	6.5	3.8	2.5	0.7	1.8	3.5	5.8						
Avg. Stride Freq. [Hz]	2.4	2.5	2.5	2.5	2.6	2.5	2.3						
Avg. Stride Length [m]	5.8	6.9	7.0	6.9	6.7	6.6	6.3						

