



Eagle Farm Professional

Race 1: CRICKS HIGHWAY Class 6 Plate - 1000m

03 January 2026 - 12:18



BRISBANE
RACING CLUB

Track Rating: Soft 5, Weather: Overcast, Rail Position: True

Section						Overall	800m	600m	400m	200m	Last 600m		
Field Times						0:57.58 (0:13.25)	0:44.33 (0:10.83)	0:33.50 (0:10.93)	0:22.57 (0:10.98)	0:11.59 (0:11.59)	0:33.50		
Rank	TAB	Horse/Jockey	Barrier	Top Speed [km/h]	Fastest Section						Margin		
1	8	MISS PERSONALITY	3	69.1	0:10.66	0:57.58 [1]	0:43.86 [6]	0:33.02 [7]	0:22.22 [3]	0:11.56 [3]	0:57.58	0:33.02	
		Angela Jones		600m	400m	(0:13.72)	(0:10.84)	(0:10.80)	(0:10.66)	(0:11.56)			
2	2	JONNY DA WOLF	7	68.2	0:10.69	0:57.66 [2]	0:44.18 [3]	0:33.49 [2]	0:22.64 [2]	0:11.67 [1]	0.48L	0:33.49 +1	
		Ryan Maloney		800m	800m	(0:13.48)	(0:10.69)	(0:10.85)	(0:10.97)	(0:11.67)			
3	9	SISSTAINABLE	5	69.1	0:10.69	0:57.68 [3]	0:44.05 [5]	0:33.13 [6]	0:22.25 [6]	0:11.56 [4]	0.6L	0:33.13 +6	
		Craig Williams		800m	400m	(0:13.63)	(0:10.92)	(0:10.88)	(0:10.69)	(0:11.56)			
4	5	BELEGATO	2	68.9	0:10.67	0:57.81 [4]	0:44.34 [2]	0:33.26 [5]	0:22.36 [7]	0:11.69 [5]	1.36L	0:33.26 +9	
		Jag Guthmann-Chester		Overall	400m	(0:13.47)	(0:11.08)	(0:10.90)	(0:10.67)	(0:11.69)			
5	1	HOLY RACKET	1	67.9	0:10.81	0:58.00 [5]	0:44.40 [4]	0:33.46 [4]	0:22.57 [4]	0:11.76 [6]	2.51L	0:33.46 +2	
		Rob Thorburn		400m	400m	(0:13.60)	(0:10.94)	(0:10.89)	(0:10.81)	(0:11.76)			
6	6	SUPER DAISY	6	68.2	0:10.83	0:58.12 [6]	0:44.87 [1]	0:34.04 [1]	0:23.11 [1]	0:12.11 [2]	3.19L	0:34.04 -1	
		Montana Philpot		Overall	800m	(0:13.25)	(0:10.83)	(0:10.93)	(0:11.00)	(0:12.11)			
7	4	BINE	4	68.7	0:10.70	0:58.12 [7]	0:44.30 [7]	0:33.60 [3]	0:22.69 [5]	0:11.75 [7]	3.21L	0:33.60 +3	
		Andrew Mallyon		800m	800m	(0:13.82)	(0:10.70)	(0:10.91)	(0:10.94)	(0:11.75)			

Scratched: The Fixer (#3), Synergy In Motion (#7)



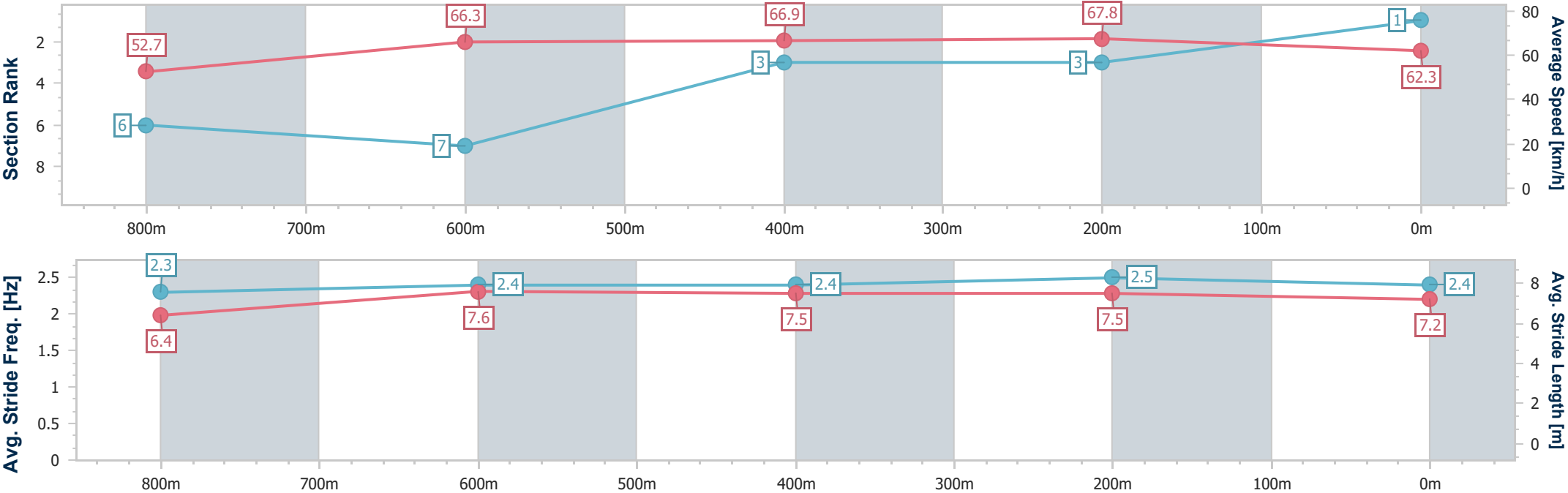
Horse/Jockey Name	Miss Personality
Final Rank	1
Fastest Section Time (Section)	0:10.66 (400m)
Top Speed [km/h] (Section)	69.1 (600m)
Race State	Finished



Eagle FarmProfessional
Race 1: CRICKS HIGHWAY Class 6 Plate - 1000m
03 January 2026 - 12:18
Track Rating: Soft 5, Weather: Overcast, Rail Position: True



Section	Overall	800m	600m	400m	200m														
Section Times	0:57.58 [1] (0:13.72)	0:43.86 [6] (0:10.84)	0:33.02 [7] (0:10.80)	0:22.22 [3] (0:10.66)	0:11.56 [3] (0:11.56)														
Average Speed [km/h]	52.7	66.3	66.9	67.8	62.3														
Top Speed [km/h]	67.8	67.5	69.1	69.1	65.1														
Avg. Dist. to Rail [m]	2.5	0.7	0.7	1.3	1.5														
Avg. Stride Freq. [Hz]	2.3	2.4	2.4	2.5	2.4														
Avg. Stride Length [m]	6.4	7.6	7.5	7.5	7.2														





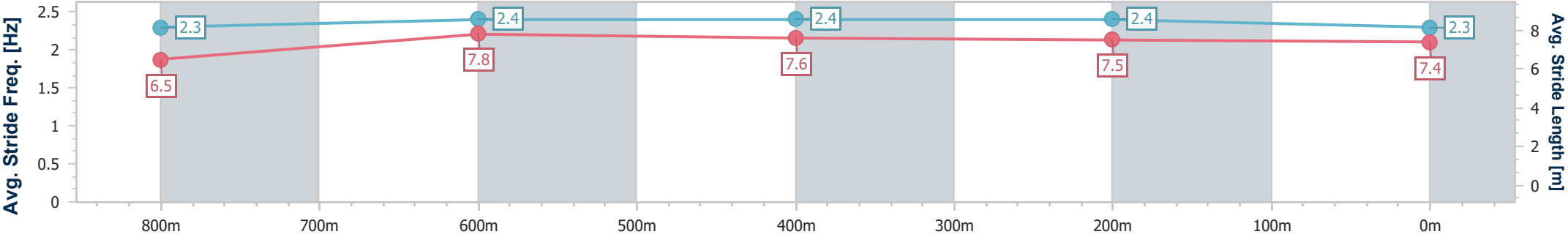
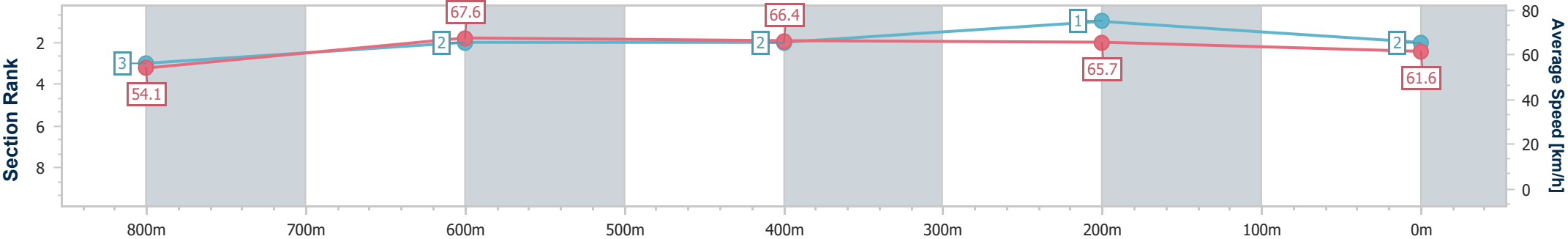
Horse/Jockey Name	Jonny Da Wolf
Final Rank	2
Fastest Section Time (Section)	0:10.69 (800m)
Top Speed [km/h] (Section)	68.2 (800m)
Race State	Finished



Eagle Farm Professional
Race 1: CRICKS HIGHWAY Class 6 Plate - 1000m
03 January 2026 - 12:18
Track Rating: Soft 5, Weather: Overcast, Rail Position: True



Section	Overall	800m	600m	400m	200m														
Section Times	0:57.66 [2] (0:13.48)	0:44.18 [3] (0:10.69)	0:33.49 [2] (0:10.85)	0:22.64 [2] (0:10.97)	0:11.67 [1] (0:11.67)														
Average Speed [km/h]	54.1	67.6	66.4	65.7	61.6														
Top Speed [km/h]	67.9	68.2	67.1	67.5	63.9														
Avg. Dist. to Rail [m]	6.6	0.8	0.5	3.3	5.6														
Avg. Stride Freq. [Hz]	2.3	2.4	2.4	2.4	2.3														
Avg. Stride Length [m]	6.5	7.8	7.6	7.5	7.4														





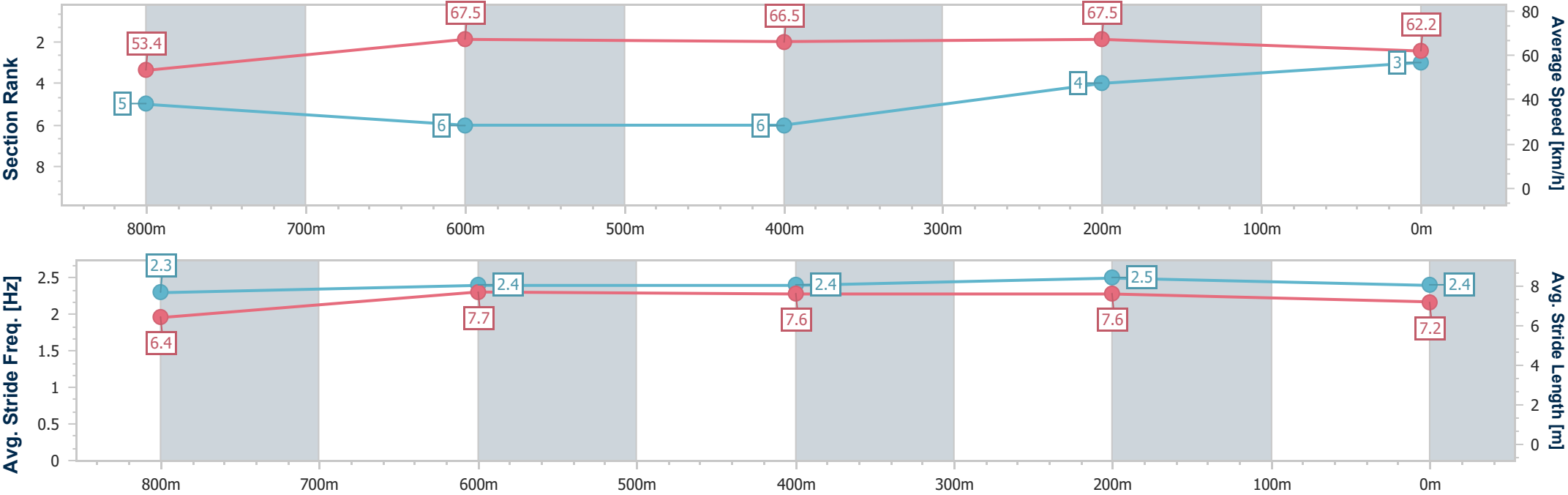
Horse/Jockey Name	Sisustainable
Final Rank	3
Fastest Section Time (Section)	0:10.69 (400m)
Top Speed [km/h] (Section)	69.1 (800m)
Race State	Finished



Eagle FarmProfessional
Race 1: CRICKS HIGHWAY Class 6 Plate - 1000m
03 January 2026 - 12:18
Track Rating: Soft 5, Weather: Overcast, Rail Position: True



Section	Overall	800m	600m	400m	200m														
Section Times	0:57.68 [3] (0:13.63)	0:44.05 [5] (0:10.92)	0:33.13 [6] (0:10.88)	0:22.25 [6] (0:10.69)	0:11.56 [4] (0:11.56)														
Average Speed [km/h]	53.4	67.5	66.5	67.5	62.2														
Top Speed [km/h]	68.4	69.1	68.6	68.5	65.4														
Avg. Dist. to Rail [m]	5.0	5.1	1.3	2.4	3.8														
Avg. Stride Freq. [Hz]	2.3	2.4	2.4	2.5	2.4														
Avg. Stride Length [m]	6.4	7.7	7.6	7.6	7.2														





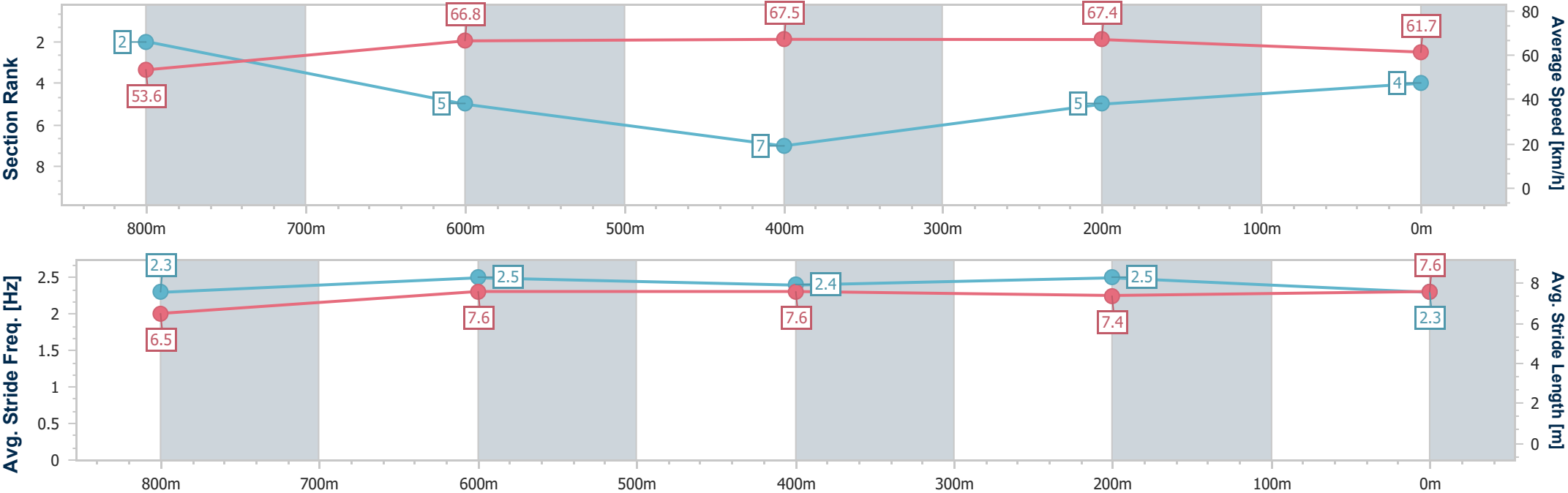
Horse/Jockey Name	Belegato
Final Rank	4
Fastest Section Time (Section)	0:10.67 (400m)
Top Speed [km/h] (Section)	68.9 (Overall)
Race State	Finished



Eagle Farm Professional
Race 1: CRICKS HIGHWAY Class 6 Plate - 1000m
03 January 2026 - 12:18
Track Rating: Soft 5, Weather: Overcast, Rail Position: True



Section	Overall	800m	600m	400m	200m														
Section Times	0:57.81 [4] (0:13.47)	0:44.34 [2] (0:11.08)	0:33.26 [5] (0:10.90)	0:22.36 [7] (0:10.67)	0:11.69 [5] (0:11.69)														
Average Speed [km/h]	53.6	66.8	67.5	67.4	61.7														
Top Speed [km/h]	68.9	68.2	68.8	68.9	65.0														
Avg. Dist. to Rail [m]	3.0	5.6	4.3	4.8	7.0														
Avg. Stride Freq. [Hz]	2.3	2.5	2.4	2.5	2.3														
Avg. Stride Length [m]	6.5	7.6	7.6	7.4	7.6														





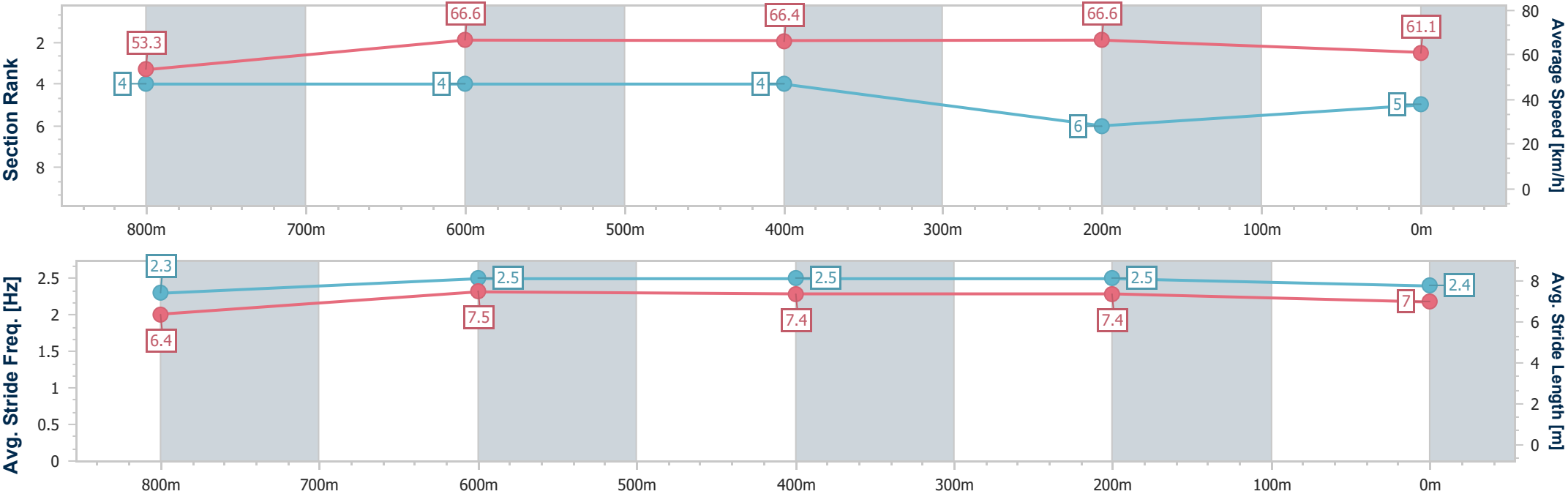
Horse/Jockey Name	Holy Racket
Final Rank	5
Fastest Section Time (Section)	0:10.81 (400m)
Top Speed [km/h] (Section)	67.9 (400m)
Race State	Finished



Eagle Farm Professional
Race 1: CRICKS HIGHWAY Class 6 Plate - 1000m
03 January 2026 - 12:18
Track Rating: Soft 5, Weather: Overcast, Rail Position: True



Section	Overall	800m	600m	400m	200m															
Section Times	0:58.00 [5] (0:13.60)	0:44.40 [4] (0:10.94)	0:33.46 [4] (0:10.89)	0:22.57 [4] (0:10.81)	0:11.76 [6] (0:11.76)															
Average Speed [km/h]	53.3	66.6	66.4	66.6	61.1															
Top Speed [km/h]	66.0	67.6	67.7	67.9	64.2															
Avg. Dist. to Rail [m]	2.4	2.9	1.0	0.6	1.6															
Avg. Stride Freq. [Hz]	2.3	2.5	2.5	2.5	2.4															
Avg. Stride Length [m]	6.4	7.5	7.4	7.4	7.0															





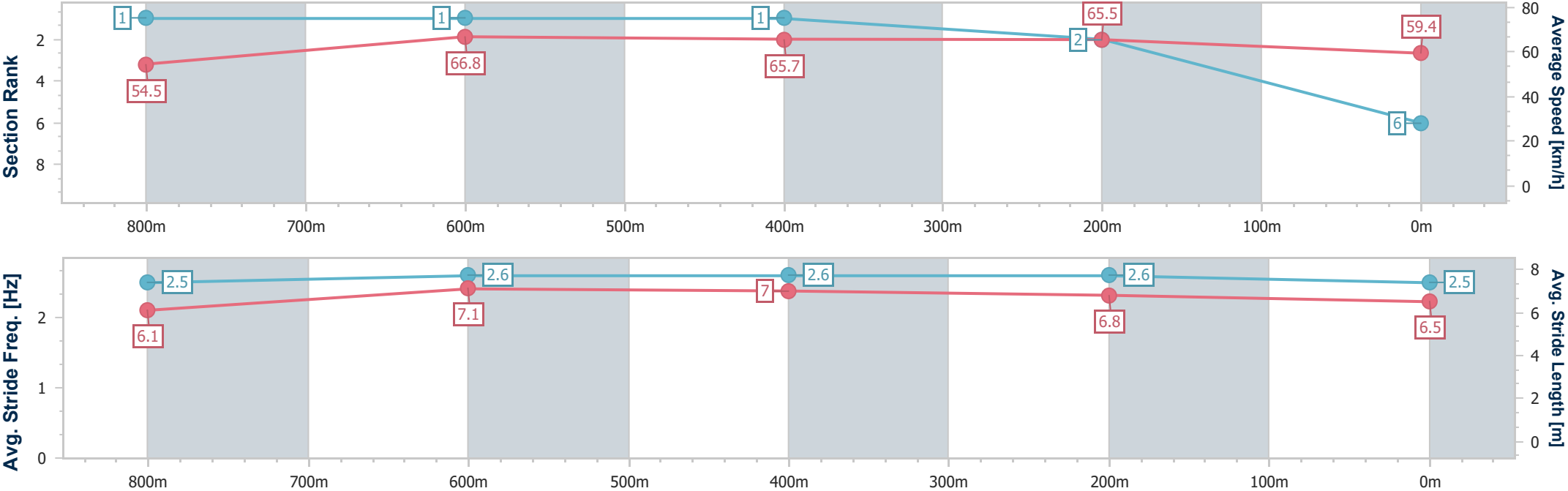
Horse/Jockey Name	Super Daisy
Final Rank	6
Fastest Section Time (Section)	0:10.83 (800m)
Top Speed [km/h] (Section)	68.2 (Overall)
Race State	Finished



Eagle FarmProfessional
Race 1: CRICKS HIGHWAY Class 6 Plate - 1000m
03 January 2026 - 12:18
Track Rating: Soft 5, Weather: Overcast, Rail Position: True



Section	Overall	800m	600m	400m	200m															
Section Times	0:58.12 [6] (0:13.25)	0:44.87 [1] (0:10.83)	0:34.04 [1] (0:10.93)	0:23.11 [1] (0:11.00)	0:12.11 [2] (0:12.11)															
Average Speed [km/h]	54.5	66.8	65.7	65.5	59.4															
Top Speed [km/h]	68.2	67.7	67.0	66.9	62.7															
Avg. Dist. to Rail [m]	4.2	0.8	1.0	1.6	1.4															
Avg. Stride Freq. [Hz]	2.5	2.6	2.6	2.6	2.5															
Avg. Stride Length [m]	6.1	7.1	7.0	6.8	6.5															





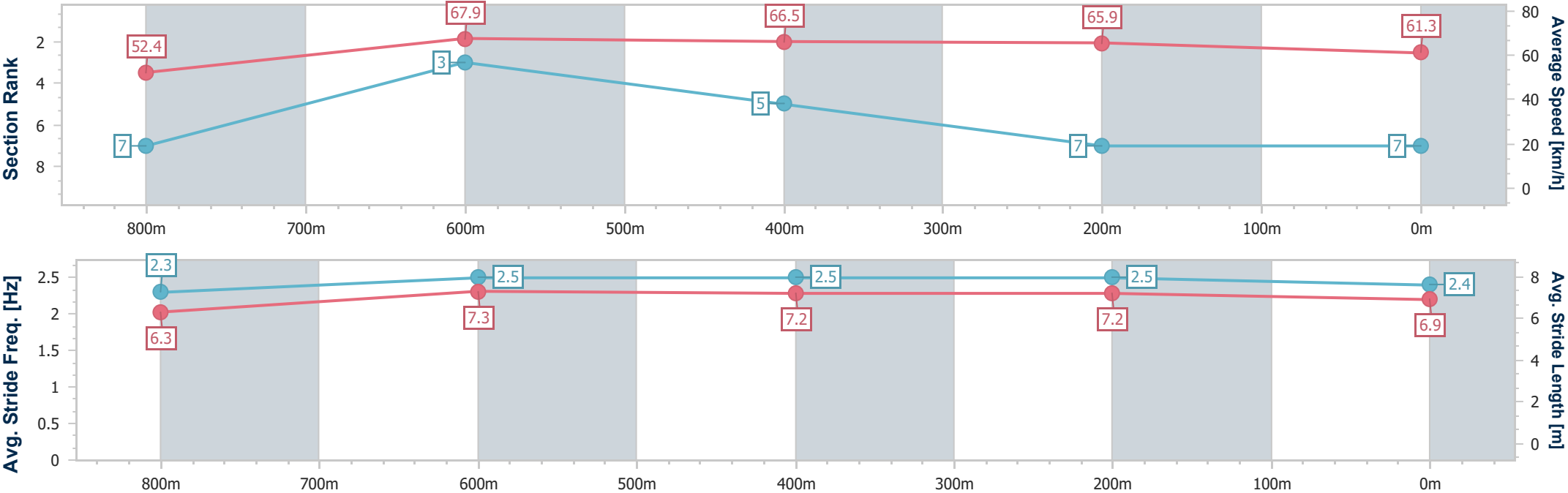
Horse/Jockey Name	Bine
Final Rank	7
Fastest Section Time (Section)	0:10.70 (800m)
Top Speed [km/h] (Section)	68.7 (800m)
Race State	Finished



Eagle FarmProfessional
Race 1: CRICKS HIGHWAY Class 6 Plate - 1000m
03 January 2026 - 12:18
Track Rating: Soft 5, Weather: Overcast, Rail Position: True



Section	Overall	800m	600m	400m	200m														
Section Times	0:58.12 [7] (0:13.82)	0:44.30 [7] (0:10.70)	0:33.60 [3] (0:10.91)	0:22.69 [5] (0:10.94)	0:11.75 [7] (0:11.75)														
Average Speed [km/h]	52.4	67.9	66.5	65.9	61.3														
Top Speed [km/h]	67.3	68.7	67.7	66.7	64.8														
Avg. Dist. to Rail [m]	4.6	1.9	2.2	3.9	3.1														
Avg. Stride Freq. [Hz]	2.3	2.5	2.5	2.5	2.4														
Avg. Stride Length [m]	6.3	7.3	7.2	7.2	6.9														





Eagle Farm Professional

Race 2: LADBROKES THE EAGLE WAY - 2100m

03 January 2026 - 12:53



BRISBANE
RACING CLUB

Track Rating: Soft 5, Weather: Overcast, Rail Position: True

Section					Overall	2000m	1800m	1600m	1400m	1200m	1000m	Last 600m		
Field Times					2:11.58 (0:08.93)	2:02.65 (0:12.05)	1:50.60 (0:12.45)	1:38.15 (0:12.46)	1:25.69 (0:12.54)	1:13.15 (0:12.68)	1:00.47 (0:12.72)	0:35.75		
Rank	TAB	Horse/Jockey	Barrier	Top Speed [km/h]	Fastest Section									Distance Travelled [m]
1	3	NIGHTLINE	2	64.2	0:09.09	2:11.58 [1]	2:02.49 [3]	1:50.09 [4]	1:37.66 [4]	1:25.18 [4]	1:12.73 [3]	1:00.02 [4]	0:35.28	
		Mark Du Plessis		400m	Overall	(0:09.09)	(0:12.40)	(0:12.43)	(0:12.48)	(0:12.45)	(0:12.71)	(0:12.73)		
2	4	MR WORTHINGTON	1	63.9	0:09.31	2:11.81 [2]	2:02.50 [5]	1:49.92 [5]	1:37.59 [5]	1:25.17 [5]	1:12.70 [5]	0:59.98 [5]	0:35.25	+2
		Martin Harley		400m	Overall	(0:09.31)	(0:12.58)	(0:12.33)	(0:12.42)	(0:12.47)	(0:12.72)	(0:12.72)		
3	1	TAMBELOA	4	62.6	0:08.98	2:12.05 [3]	2:03.07 [2]	1:51.02 [2]	1:38.62 [2]	1:26.16 [1]	1:13.60 [2]	1:00.94 [1]	0:36.22	+1
		Craig Williams		600m	Overall	(0:08.98)	(0:12.05)	(0:12.40)	(0:12.46)	(0:12.56)	(0:12.66)	(0:12.72)		
4	2	AGENT ZERO	5	64.0	0:09.27	2:12.30 [4]	2:03.03 [4]	1:50.83 [3]	1:38.46 [3]	1:26.01 [3]	1:13.45 [4]	1:00.80 [3]	0:36.10	+4
		Tim Clark		600m	Overall	(0:09.27)	(0:12.20)	(0:12.37)	(0:12.45)	(0:12.56)	(0:12.65)	(0:12.78)		
5	7	TAP HIGH	3	62.7	0:08.93	2:13.72 [5]	2:04.79 [1]	1:52.74 [1]	1:40.29 [1]	1:27.81 [2]	1:15.29 [1]	1:02.54 [2]	0:37.71	-7
		Ben Thompson		600m	Overall	(0:08.93)	(0:12.05)	(0:12.45)	(0:12.48)	(0:12.52)	(0:12.75)	(0:12.71)		

Scratched: Dad And Dave (#5), Royal Princess (#6)



Eagle Farm Professional

Race 2: LADBROKES THE EAGLE WAY - 2100m

03 January 2026 - 12:53



BRISBANE
RACING CLUB

Track Rating: Soft 5, Weather: Overcast, Rail Position: True

Section		800m		600m		400m		200m		Last 600m		
Field Times		0:47.75 (0:12.00)		0:35.75 (0:11.74)		0:24.01 (0:11.54)		0:12.47 (0:12.47)		0:35.75		
Rank	TAB	Horse/Jockey	Barrier	Top Speed [km/h]	Fastest Section	Margin					Distance Travelled [m]	
1	3	NIGHTLINE	2	64.2	0:09.09	0:47.29 [4]	0:35.28 [4]	0:23.88 [3]	0:12.47 [1]	2:11.58	0:35.28	
		Mark Du Plessis		400m	Overall	(0:12.01)	(0:11.40)	(0:11.41)	(0:12.47)			
2	4	MR WORTHINGTON	1	63.9	0:09.31	0:47.26 [5]	0:35.25 [5]	0:23.81 [5]	0:12.42 [3]	1.33L	0:35.25 +2	
		Martin Harley		400m	Overall	(0:12.01)	(0:11.44)	(0:11.39)	(0:12.42)			
3	1	TAMBELOA	4	62.6	0:08.98	0:48.22 [1]	0:36.22 [1]	0:24.48 [1]	0:12.72 [2]	2.76L	0:36.22 +1	
		Craig Williams		600m	Overall	(0:12.00)	(0:11.74)	(0:11.76)	(0:12.72)			
4	2	AGENT ZERO	5	64.0	0:09.27	0:48.02 [3]	0:36.10 [3]	0:24.48 [4]	0:12.82 [4]	4.24L	0:36.10 +4	
		Tim Clark		600m	Overall	(0:11.92)	(0:11.62)	(0:11.66)	(0:12.82)			
5	7	TAP HIGH	3	62.7	0:08.93	0:49.83 [2]	0:37.71 [2]	0:26.12 [2]	0:13.95 [5]	12.57L	0:37.71 -7	
		Ben Thompson		600m	Overall	(0:12.12)	(0:11.59)	(0:12.17)	(0:13.95)			

Scratched: Dad And Dave (#5), Royal Princess (#6)



Horse/Jockey Name	Nightline
Final Rank	1
Fastest Section Time (Section)	0:09.09 (Overall)
Top Speed [km/h] (Section)	64.2 (400m)
Race State	Finished

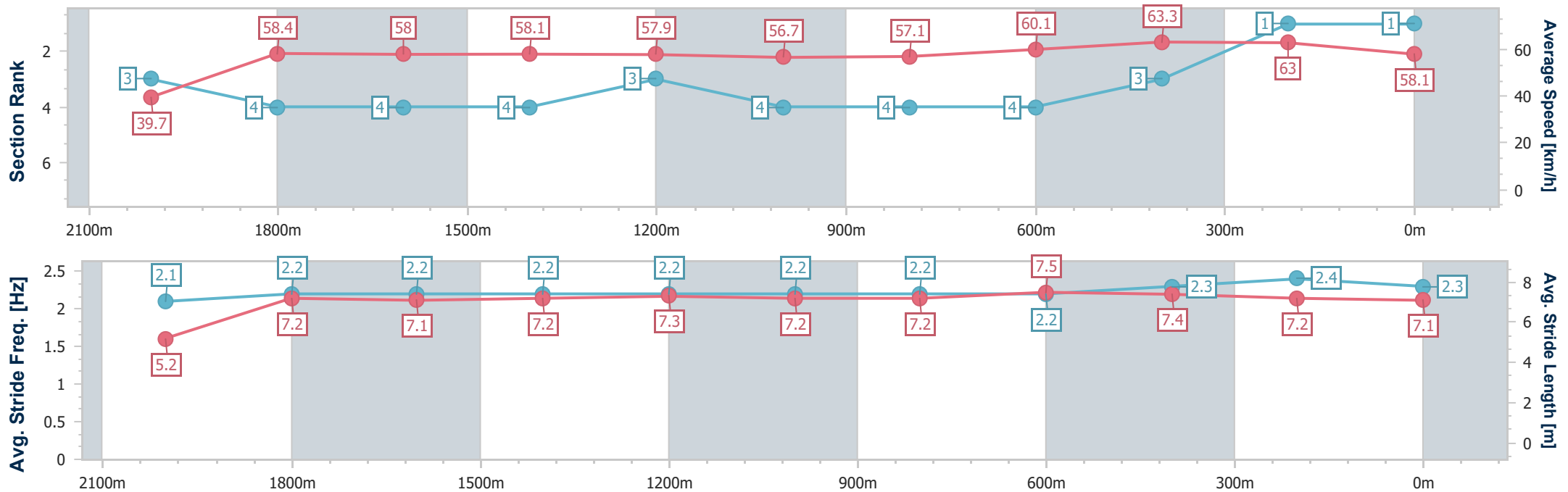


Eagle Farm Professional
Race 2: LADBROKES THE EAGLE WAY - 2100m
03 January 2026 - 12:53
Track Rating: Soft 5, Weather: Overcast, Rail Position: True



BRISBANE
RACING CLUB

Section	Overall	2000m	1800m	1600m	1400m	1200m	1000m	800m	600m	400m	200m		
Section Times	2:11.58 [1] (0:09.09)	2:02.49 [3] (0:12.40)	1:50.09 [4] (0:12.43)	1:37.66 [4] (0:12.48)	1:25.18 [4] (0:12.45)	1:12.73 [3] (0:12.71)	1:00.02 [4] (0:12.73)	0:47.29 [4] (0:12.01)	0:35.28 [4] (0:11.40)	0:23.88 [3] (0:11.41)	0:12.47 [1] (0:12.47)		
Average Speed [km/h]	39.7	58.4	58.0	58.1	57.9	56.7	57.1	60.1	63.3	63.0	58.1		
Top Speed [km/h]	55.5	59.8	59.4	59.1	59.1	57.4	57.9	63.3	64.0	64.2	60.9		
Avg. Dist. to Rail [m]	2.6	0.4	0.6	1.5	1.4	2.1	1.6	0.8	0.7	2.5	4.3		
Avg. Stride Freq. [Hz]	2.1	2.2	2.2	2.2	2.2	2.2	2.2	2.2	2.3	2.4	2.3		
Avg. Stride Length [m]	5.2	7.2	7.1	7.2	7.3	7.2	7.2	7.5	7.4	7.2	7.1		





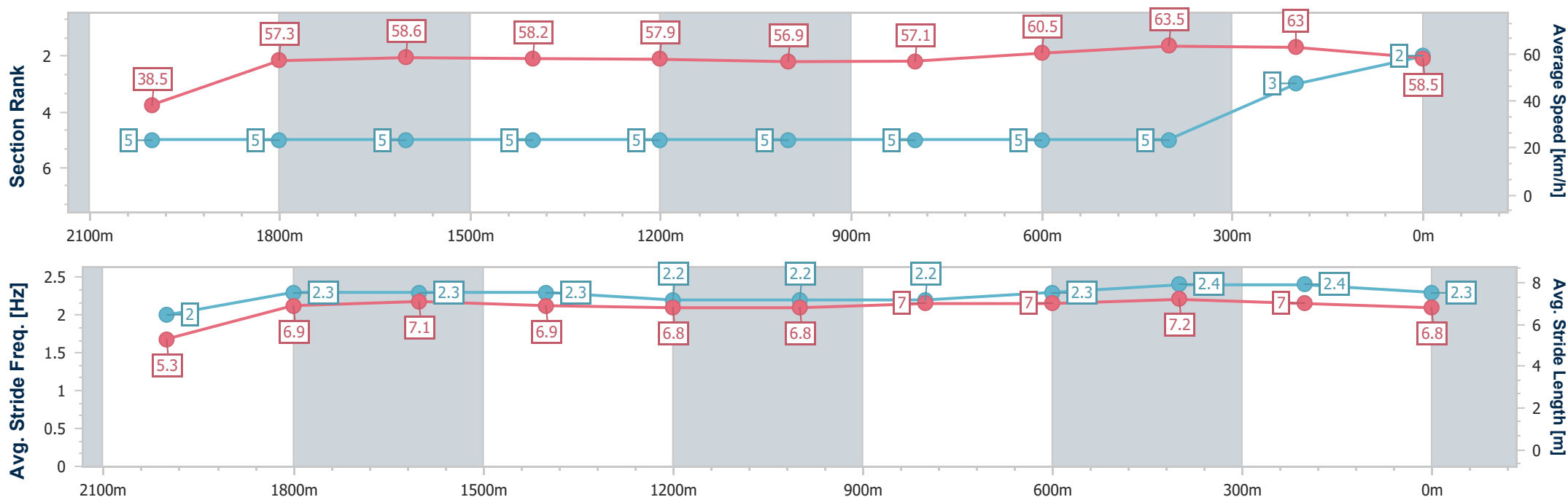
Horse/Jockey Name	Mr Worthington
Final Rank	2
Fastest Section Time (Section)	0:09.31 (Overall)
Top Speed [km/h] (Section)	63.9 (400m)
Race State	Finished



Eagle Farm Professional
Race 2: LADBROKES THE EAGLE WAY - 2100m
03 January 2026 - 12:53
Track Rating: Soft 5, Weather: Overcast, Rail Position: True



Section	Overall	2000m	1800m	1600m	1400m	1200m	1000m	800m	600m	400m	200m		
Section Times	2:11.81 [2] (0:09.31)	2:02.50 [5] (0:12.58)	1:49.92 [5] (0:12.33)	1:37.59 [5] (0:12.42)	1:25.17 [5] (0:12.47)	1:12.70 [5] (0:12.72)	0:59.98 [5] (0:12.72)	0:47.26 [5] (0:12.01)	0:35.25 [5] (0:11.44)	0:23.81 [5] (0:11.39)	0:12.42 [3] (0:12.42)		
Average Speed [km/h]	38.5	57.3	58.6	58.2	57.9	56.9	57.1	60.5	63.5	63.0	58.5		
Top Speed [km/h]	55.4	58.9	60.0	58.9	58.3	57.3	58.2	62.5	63.9	63.9	61.9		
Avg. Dist. to Rail [m]	1.5	0.4	0.8	1.8	2.2	2.7	2.1	1.5	1.9	3.7	6.3		
Avg. Stride Freq. [Hz]	2.0	2.3	2.3	2.3	2.2	2.2	2.2	2.3	2.4	2.4	2.3		
Avg. Stride Length [m]	5.3	6.9	7.1	6.9	6.8	6.8	7.0	7.0	7.2	7.0	6.8		





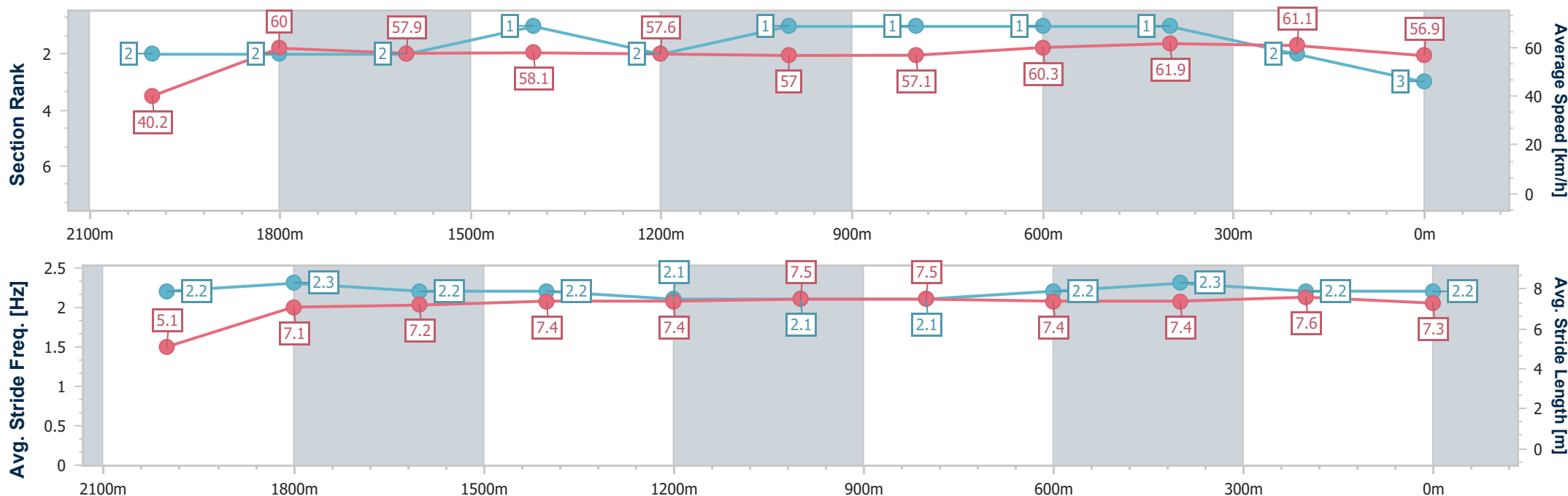
Horse/Jockey Name	Tambeloa
Final Rank	3
Fastest Section Time (Section)	0:08.98 (Overall)
Top Speed [km/h] (Section)	62.6 (600m)
Race State	Finished



Eagle Farm Professional
Race 2: LADBROKES THE EAGLE WAY - 2100m
03 January 2026 - 12:53
Track Rating: Soft 5, Weather: Overcast, Rail Position: True



Section	Overall	2000m	1800m	1600m	1400m	1200m	1000m	800m	600m	400m	200m		
Section Times	2:12.05 [3] (0:08.98)	2:03.07 [2] (0:12.05)	1:51.02 [2] (0:12.40)	1:38.62 [2] (0:12.46)	1:26.16 [1] (0:12.56)	1:13.60 [2] (0:12.66)	1:00.94 [1] (0:12.72)	0:48.22 [1] (0:12.00)	0:36.22 [1] (0:11.74)	0:24.48 [1] (0:11.76)	0:12.72 [2] (0:12.72)		
Average Speed [km/h]	40.2	60.0	57.9	58.1	57.6	57.0	57.1	60.3	61.9	61.1	56.9		
Top Speed [km/h]	59.0	60.8	58.6	58.6	58.3	57.5	58.2	61.8	62.6	62.0	59.3		
Avg. Dist. to Rail [m]	4.7	0.8	0.4	1.5	1.9	2.6	1.9	1.3	1.4	1.9	1.6		
Avg. Stride Freq. [Hz]	2.2	2.3	2.2	2.2	2.1	2.1	2.1	2.2	2.3	2.2	2.2		
Avg. Stride Length [m]	5.1	7.1	7.2	7.4	7.4	7.5	7.5	7.4	7.4	7.6	7.3		





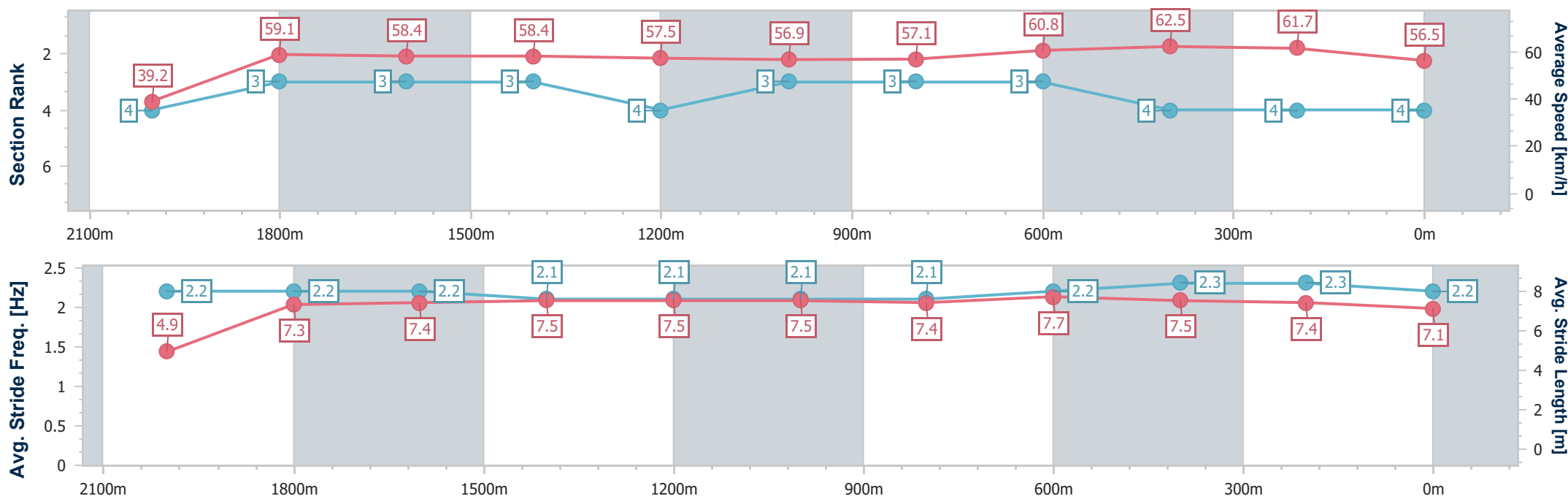
Horse/Jockey Name	Agent Zero
Final Rank	4
Fastest Section Time (Section)	0:09.27 (Overall)
Top Speed [km/h] (Section)	64.0 (600m)
Race State	Finished



Eagle Farm Professional
Race 2: LADBROKES THE EAGLE WAY - 2100m
03 January 2026 - 12:53
Track Rating: Soft 5, Weather: Overcast, Rail Position: True



Section	Overall	2000m	1800m	1600m	1400m	1200m	1000m	800m	600m	400m	200m		
Section Times	2:12.30 [4] (0:09.27)	2:03.03 [4] (0:12.20)	1:50.83 [3] (0:12.37)	1:38.46 [3] (0:12.45)	1:26.01 [3] (0:12.56)	1:13.45 [4] (0:12.65)	1:00.80 [3] (0:12.78)	0:48.02 [3] (0:11.92)	0:36.10 [3] (0:11.62)	0:24.48 [4] (0:11.66)	0:12.82 [4] (0:12.82)		
Average Speed [km/h]	39.2	59.1	58.4	58.4	57.5	56.9	57.1	60.8	62.5	61.7	56.5		
Top Speed [km/h]	56.4	60.8	59.3	58.7	58.0	57.4	58.7	63.0	64.0	63.3	59.3		
Avg. Dist. to Rail [m]	5.2	0.5	1.0	2.3	2.3	2.9	2.4	1.5	2.4	4.6	5.5		
Avg. Stride Freq. [Hz]	2.2	2.2	2.2	2.1	2.1	2.1	2.1	2.2	2.3	2.3	2.2		
Avg. Stride Length [m]	4.9	7.3	7.4	7.5	7.5	7.5	7.4	7.7	7.5	7.4	7.1		





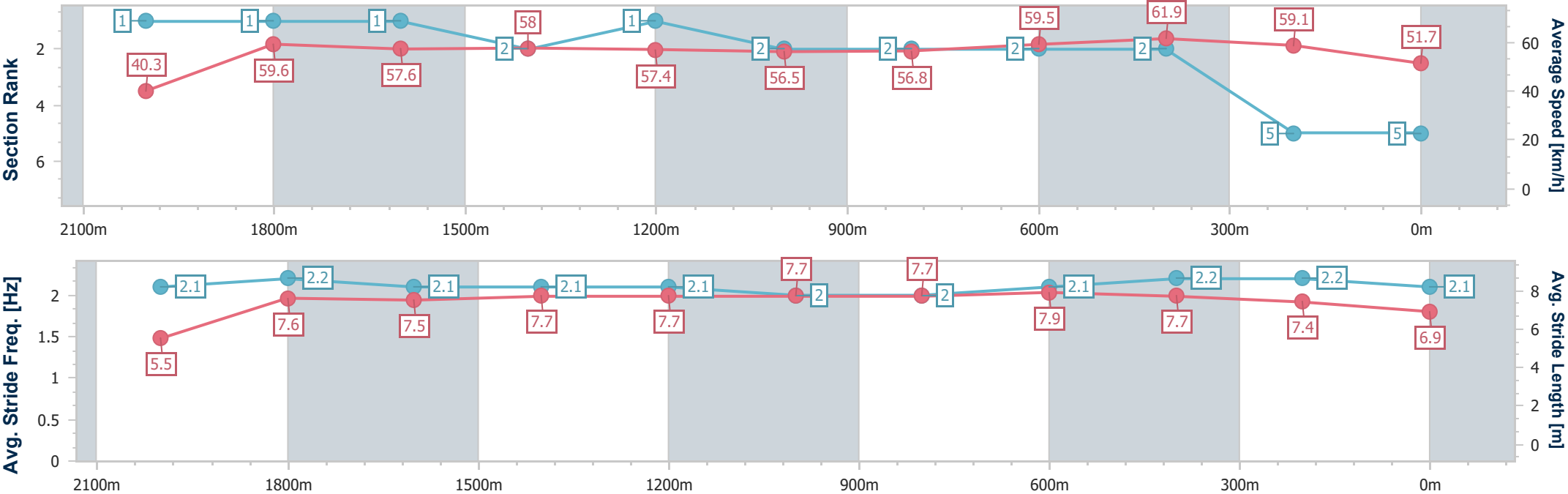
Horse/Jockey Name	Tap High
Final Rank	5
Fastest Section Time (Section)	0:08.93 (Overall)
Top Speed [km/h] (Section)	62.7 (600m)
Race State	Finished



Eagle FarmProfessional
Race 2: LADBROKES THE EAGLE WAY - 2100m
03 January 2026 - 12:53
Track Rating: Soft 5, Weather: Overcast, Rail Position: True



Section	Overall	2000m	1800m	1600m	1400m	1200m	1000m	800m	600m	400m	200m		
Section Times	2:13.72 [5] (0:08.93)	2:04.79 [1] (0:12.05)	1:52.74 [1] (0:12.45)	1:40.29 [1] (0:12.48)	1:27.81 [2] (0:12.52)	1:15.29 [1] (0:12.75)	1:02.54 [2] (0:12.71)	0:49.83 [2] (0:12.12)	0:37.71 [2] (0:11.59)	0:26.12 [2] (0:12.17)	0:13.95 [5] (0:13.95)		
Average Speed [km/h]	40.3	59.6	57.6	58.0	57.4	56.5	56.8	59.5	61.9	59.1	51.7		
Top Speed [km/h]	59.3	61.0	58.7	58.8	58.6	57.0	58.5	61.3	62.7	61.5	56.2		
Avg. Dist. to Rail [m]	3.0	1.1	0.5	0.9	1.1	1.5	0.7	0.1	1.1	0.4	1.3		
Avg. Stride Freq. [Hz]	2.1	2.2	2.1	2.1	2.1	2.0	2.0	2.1	2.2	2.2	2.1		
Avg. Stride Length [m]	5.5	7.6	7.5	7.7	7.7	7.7	7.7	7.9	7.7	7.4	6.9		





Eagle Farm Professional
**Race 3: JACQUINOT FIRST YEARLINGS @MAGICMILLIONS QTIS Two-
Year-Old Handicap - 1200m**
03 January 2026 - 13:32



Track Rating: Soft 5, Weather: Overcast, Rail Position: True

Section					Overall	1000m	800m	600m	400m	200m	Last 600m			
Field Times					1:10.46 (0:13.35)	0:57.11 (0:10.98)	0:46.13 (0:11.44)	0:34.69 (0:11.54)	0:23.15 (0:11.15)	0:12.00 (0:12.00)	0:34.69			
Rank	TAB	Horse/Jockey	Barrier	Top Speed [km/h]	Fastest Section							Margin		Distance Travelled [m]
1	1	WARWOVEN	2	66.8	0:10.99	1:10.46 [1]	0:56.77 [4]	0:45.78 [3]	0:34.46 [3]	0:23.04 [4]	0:12.00 [1]	1:10.46	0:34.46	
		Rachel King		1000m	1000m	(0:13.69)	(0:10.99)	(0:11.32)	(0:11.42)	(0:11.04)	(0:12.00)			
2	2	LUMBINI	4	67.0	0:11.20	1:11.02 [2]	0:57.50 [3]	0:46.30 [4]	0:34.99 [4]	0:23.67 [2]	0:12.44 [2]	3.32L	0:34.99	+8
		Tim Clark		1000m	1000m	(0:13.52)	(0:11.20)	(0:11.31)	(0:11.32)	(0:11.23)	(0:12.44)			
3	4	LEAVES OF LORIEN	1	66.7	0:11.11	1:11.06 [3]	0:57.18 [6]	0:46.07 [6]	0:34.79 [5]	0:23.37 [5]	0:12.18 [3]	3.55L	0:34.79	+0
		Cody Collis		Overall	1000m	(0:13.88)	(0:11.11)	(0:11.28)	(0:11.42)	(0:11.19)	(0:12.18)			
4	8	SEDUCTRA	5	68.7	0:11.20	1:11.67 [4]	0:58.32 [1]	0:47.12 [2]	0:35.80 [2]	0:24.36 [1]	0:12.79 [4]	7.15L	0:35.80	+4
		Daniel Moor		Overall	1000m	(0:13.35)	(0:11.20)	(0:11.32)	(0:11.44)	(0:11.57)	(0:12.79)			
5	7	BOLLENTE BELLA	3	68.3	0:10.95	1:12.10 [5]	0:58.72 [2]	0:47.77 [1]	0:36.33 [1]	0:24.74 [3]	0:13.08 [5]	9.68L	0:36.33	+10
		Craig Williams		1000m	1000m	(0:13.38)	(0:10.95)	(0:11.44)	(0:11.59)	(0:11.66)	(0:13.08)			
6	6	ONE DAY AT A TIME	6	68.1	0:11.13	1:12.20 [6]	0:58.39 [5]	0:47.26 [5]	0:35.92 [6]	0:24.40 [6]	0:12.81 [6]	10.25L	0:35.92	+6
		Kerrin McEvoy		1000m	1000m	(0:13.81)	(0:11.13)	(0:11.34)	(0:11.52)	(0:11.59)	(0:12.81)			

Scratched: Ever So Ready (#3), Say You Will (#5)



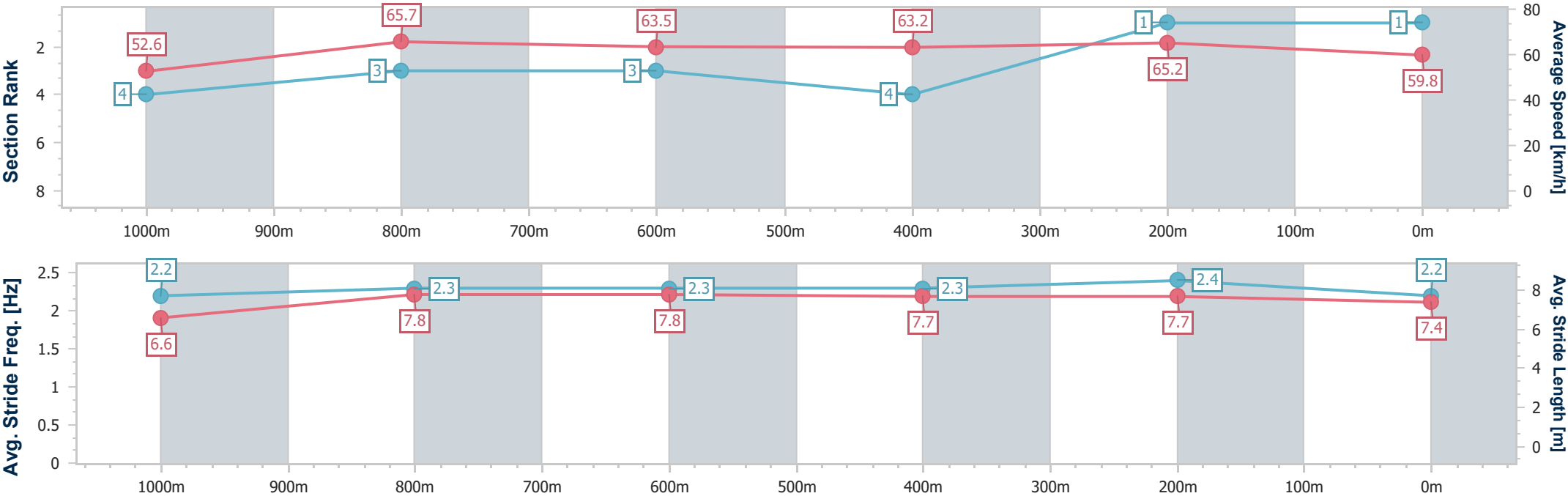
Horse/Jockey Name	Warwoven
Final Rank	1
Fastest Section Time (Section)	0:10.99 (1000m)
Top Speed [km/h] (Section)	66.8 (1000m)
Race State	Finished



Eagle Farm Professional
Race 3: JACQUINOT FIRST YEARLINGS @MAGICMILLIONS
QTIS Two-Year-Old Handicap - 1200m
03 January 2026 - 13:32
Track Rating: Soft 5, Weather: Overcast, Rail Position: True



Section	Overall	1000m	800m	600m	400m	200m								
Section Times	1:10.46 [1] (0:13.69)	0:56.77 [4] (0:10.99)	0:45.78 [3] (0:11.32)	0:34.46 [3] (0:11.42)	0:23.04 [4] (0:11.04)	0:12.00 [1] (0:12.00)								
Average Speed [km/h]	52.6	65.7	63.5	63.2	65.2	59.8								
Top Speed [km/h]	66.3	66.8	65.4	65.3	66.2	63.2								
Avg. Dist. to Rail [m]	0.8	0.6	0.2	0.3	1.8	2.4								
Avg. Stride Freq. [Hz]	2.2	2.3	2.3	2.3	2.4	2.2								
Avg. Stride Length [m]	6.6	7.8	7.8	7.7	7.7	7.4								





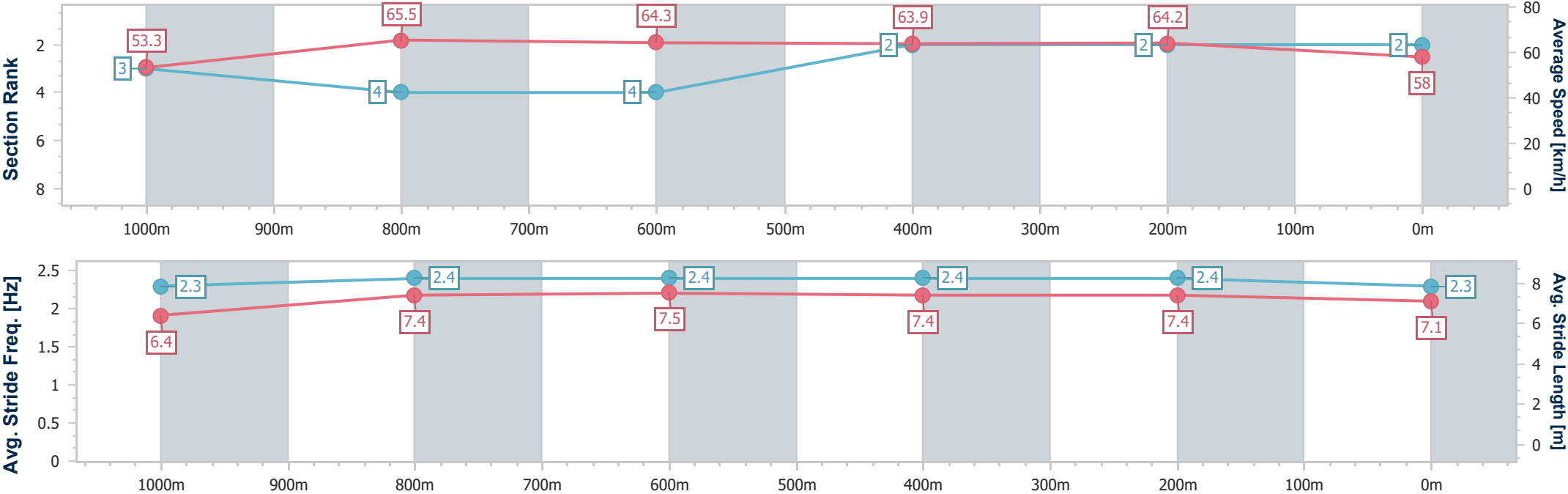
Horse/Jockey Name	Lumbini
Final Rank	2
Fastest Section Time (Section)	0:11.20 (1000m)
Top Speed [km/h] (Section)	67.0 (1000m)
Race State	Finished



Eagle FarmProfessional
Race 3: JACQUINOT FIRST YEARLINGS @MAGICMILLIONS
QTIS Two-Year-Old Handicap - 1200m
03 January 2026 - 13:32
Track Rating: Soft 5, Weather: Overcast, Rail Position: True



Section	Overall	1000m	800m	600m	400m	200m							
Section Times	1:11.02 [2] (0:13.52)	0:57.50 [3] (0:11.20)	0:46.30 [4] (0:11.31)	0:34.99 [4] (0:11.32)	0:23.67 [2] (0:11.23)	0:12.44 [2] (0:12.44)							
Average Speed [km/h]	53.3	65.5	64.3	63.9	64.2	58.0							
Top Speed [km/h]	66.1	67.0	66.3	65.5	65.3	62.2							
Avg. Dist. to Rail [m]	3.0	3.7	1.9	1.6	3.3	2.6							
Avg. Stride Freq. [Hz]	2.3	2.4	2.4	2.4	2.4	2.3							
Avg. Stride Length [m]	6.4	7.4	7.5	7.4	7.4	7.1							





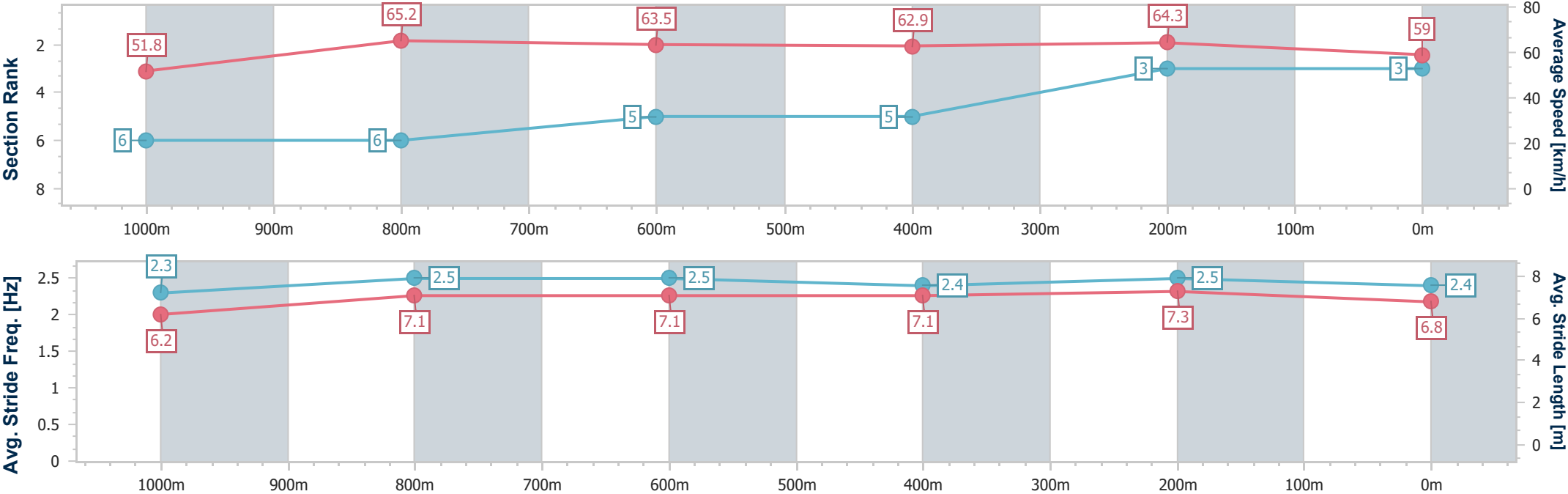
Horse/Jockey Name	Leaves Of Lorien
Final Rank	3
Fastest Section Time (Section)	0:11.11 (1000m)
Top Speed [km/h] (Section)	66.7 (Overall)
Race State	Finished



Eagle Farm Professional
Race 3: JACQUINOT FIRST YEARLINGS @MAGICMILLIONS
QTIS Two-Year-Old Handicap - 1200m
03 January 2026 - 13:32
Track Rating: Soft 5, Weather: Overcast, Rail Position: True



Section	Overall	1000m	800m	600m	400m	200m								
Section Times	1:11.06 [3] (0:13.88)	0:57.18 [6] (0:11.11)	0:46.07 [6] (0:11.28)	0:34.79 [5] (0:11.42)	0:23.37 [5] (0:11.19)	0:12.18 [3] (0:12.18)								
Average Speed [km/h]	51.8	65.2	63.5	62.9	64.3	59.0								
Top Speed [km/h]	66.7	66.2	65.1	63.8	65.2	62.9								
Avg. Dist. to Rail [m]	1.2	0.8	0.9	1.0	5.0	5.1								
Avg. Stride Freq. [Hz]	2.3	2.5	2.5	2.4	2.5	2.4								
Avg. Stride Length [m]	6.2	7.1	7.1	7.1	7.3	6.8								





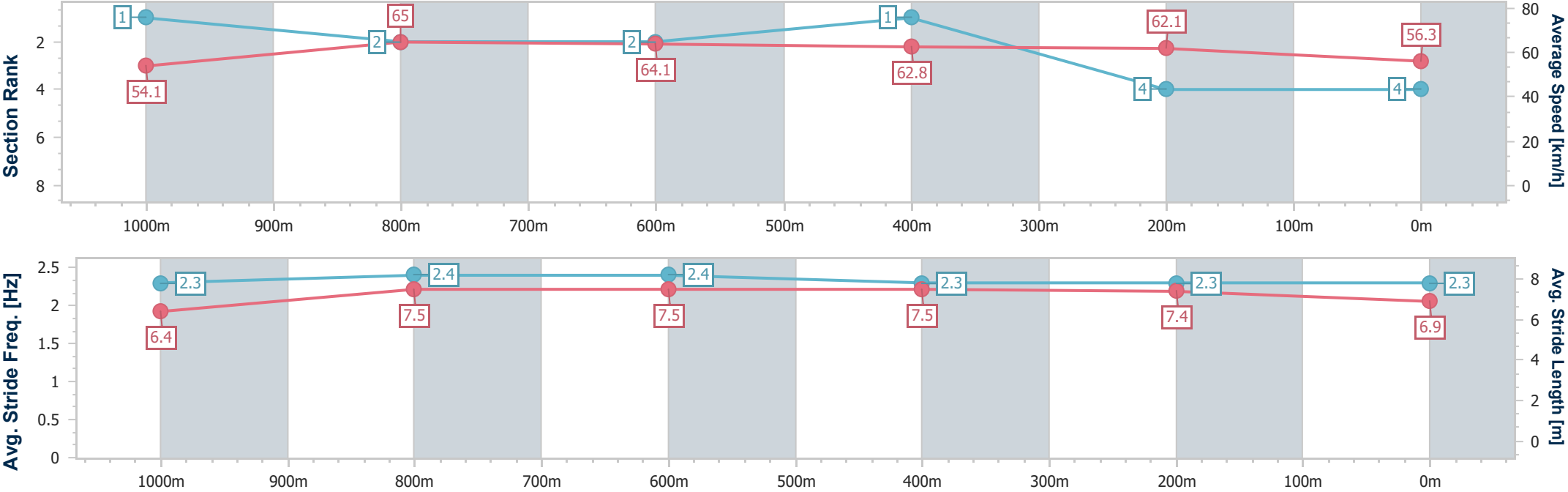
Horse/Jockey Name	Seductra
Final Rank	4
Fastest Section Time (Section)	0:11.20 (1000m)
Top Speed [km/h] (Section)	68.7 (Overall)
Race State	Finished



Eagle Farm Professional
Race 3: JACQUINOT FIRST YEARLINGS @MAGICMILLIONS
QTIS Two-Year-Old Handicap - 1200m
03 January 2026 - 13:32
Track Rating: Soft 5, Weather: Overcast, Rail Position: True



Section	Overall	1000m	800m	600m	400m	200m								
Section Times	1:11.67 [4] (0:13.35)	0:58.32 [1] (0:11.20)	0:47.12 [2] (0:11.32)	0:35.80 [2] (0:11.44)	0:24.36 [1] (0:11.57)	0:12.79 [4] (0:12.79)								
Average Speed [km/h]	54.1	65.0	64.1	62.8	62.1	56.3								
Top Speed [km/h]	68.7	66.8	65.8	63.4	64.2	59.8								
Avg. Dist. to Rail [m]	3.5	2.5	1.5	0.7	1.0	2.9								
Avg. Stride Freq. [Hz]	2.3	2.4	2.4	2.3	2.3	2.3								
Avg. Stride Length [m]	6.4	7.5	7.5	7.5	7.4	6.9								





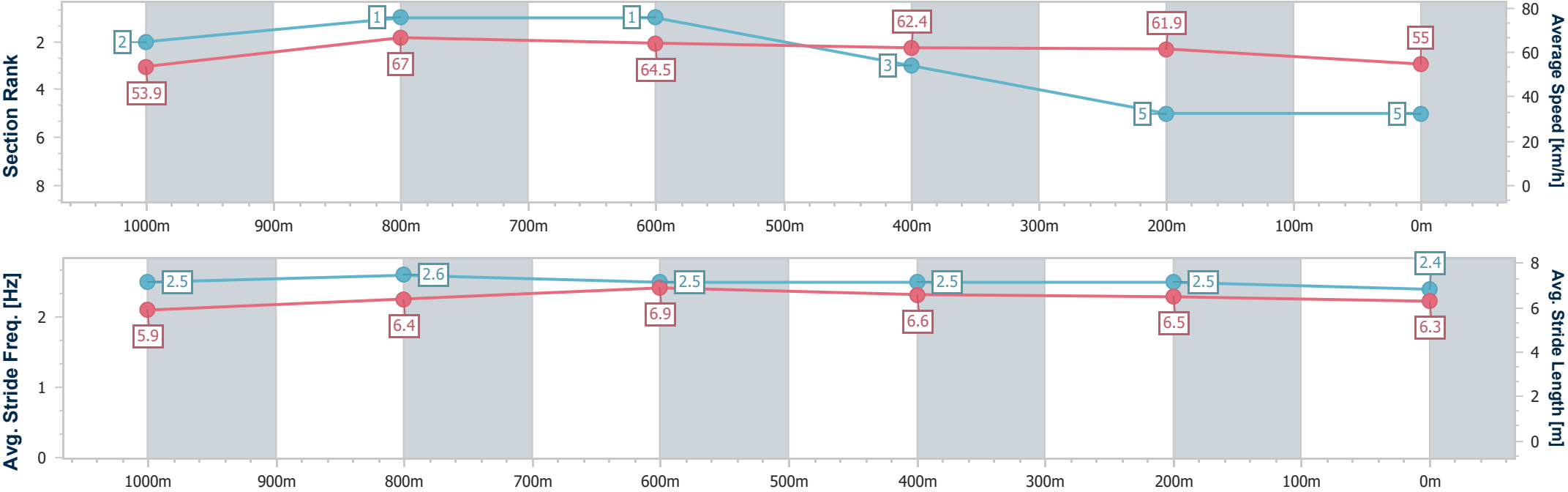
Horse/Jockey Name	Bollente Bella
Final Rank	5
Fastest Section Time (Section)	0:10.95 (1000m)
Top Speed [km/h] (Section)	68.3 (1000m)
Race State	Finished



Eagle Farm Professional
Race 3: JACQUINOT FIRST YEARLINGS @MAGICMILLIONS
QTIS Two-Year-Old Handicap - 1200m
03 January 2026 - 13:32
Track Rating: Soft 5, Weather: Overcast, Rail Position: True



Section	Overall	1000m	800m	600m	400m	200m								
Section Times	1:12.10 [5] (0:13.38)	0:58.72 [2] (0:10.95)	0:47.77 [1] (0:11.44)	0:36.33 [1] (0:11.59)	0:24.74 [3] (0:11.66)	0:13.08 [5] (0:13.08)								
Average Speed [km/h]	53.9	67.0	64.5	62.4	61.9	55.0								
Top Speed [km/h]	66.7	68.3	67.5	65.7	63.1	59.0								
Avg. Dist. to Rail [m]	1.7	4.2	5.0	1.2	0.6	1.7								
Avg. Stride Freq. [Hz]	2.5	2.6	2.5	2.5	2.5	2.4								
Avg. Stride Length [m]	5.9	6.4	6.9	6.6	6.5	6.3								





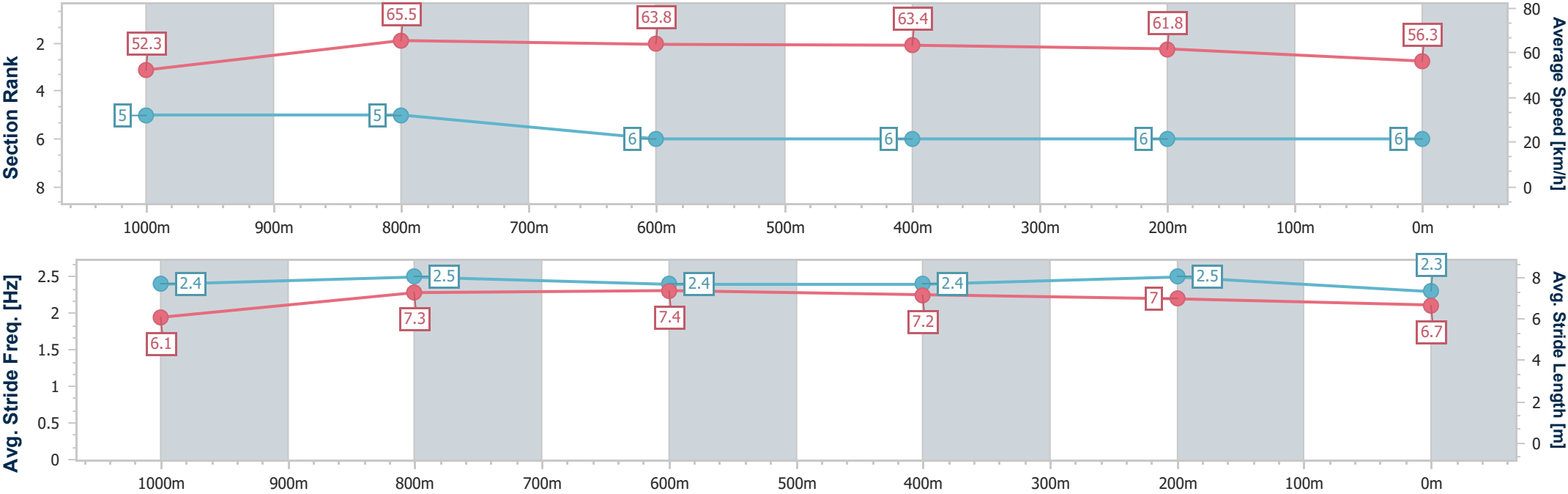
Horse/Jockey Name	One Day At A Time
Final Rank	6
Fastest Section Time (Section)	0:11.13 (1000m)
Top Speed [km/h] (Section)	68.1 (1000m)
Race State	Finished



Eagle FarmProfessional
Race 3: JACQUINOT FIRST YEARLINGS @MAGICMILLIONS
QTIS Two-Year-Old Handicap - 1200m
03 January 2026 - 13:32
Track Rating: Soft 5, Weather: Overcast, Rail Position: True



Section	Overall	1000m	800m	600m	400m	200m							
Section Times	1:12.20 [6] (0:13.81)	0:58.39 [5] (0:11.13)	0:47.26 [5] (0:11.34)	0:35.92 [6] (0:11.52)	0:24.40 [6] (0:11.59)	0:12.81 [6] (0:12.81)							
Average Speed [km/h]	52.3	65.5	63.8	63.4	61.8	56.3							
Top Speed [km/h]	68.0	68.1	64.5	64.2	64.0	60.9							
Avg. Dist. to Rail [m]	2.9	3.0	1.0	2.1	5.7	4.6							
Avg. Stride Freq. [Hz]	2.4	2.5	2.4	2.4	2.5	2.3							
Avg. Stride Length [m]	6.1	7.3	7.4	7.2	7.0	6.7							





Eagle Farm Professional

Race 4: SKY RACING BENCHMARK 90 Handicap - 1400m

03 January 2026 - 14:03



BRISBANE
RACING CLUB

Track Rating: Soft 5, Weather: Overcast, Rail Position: True

Section						Overall	1200m	1000m	800m	600m	400m	Last 600m	
Field Times						1:22.66 (0:13.49)	1:09.17 (0:11.22)	0:57.95 (0:11.28)	0:46.67 (0:11.42)	0:35.25 (0:11.39)	0:23.86 (0:11.45)	0:35.25	
Rank	TAB	Horse/Jockey	Barrier	Top Speed [km/h]	Fastest Section								Distance Travelled [m]
1	13	ESJAY	11	66.3	0:11.14	1:22.66 [1]	1:08.77 [6]	0:57.63 [3]	0:46.21 [3]	0:34.68 [4]	0:23.45 [4]	0:34.68	
		Angela Jones		1000m	1200m	(0:13.89)	(0:11.14)	(0:11.42)	(0:11.53)	(0:11.23)	(0:11.23)		
2	9	OUR MAGNUS	5	66.1	0:11.08	1:22.90 [2]	1:09.06 [4]	0:57.59 [6]	0:45.89 [6]	0:34.43 [8]	0:23.12 [8]	0:34.43 +1	
		Jason Collett		400m	400m	(0:13.84)	(0:11.47)	(0:11.70)	(0:11.46)	(0:11.31)	(0:11.08)		
3	4	BAND OF BROTHERS	10	65.1	0:11.22	1:22.93 [3]	1:09.44 [1]	0:58.22 [1]	0:46.94 [1]	0:35.52 [1]	0:24.13 [1]	0:35.52 -1	
		Andrew Mallyon		1200m	1200m	(0:13.49)	(0:11.22)	(0:11.28)	(0:11.42)	(0:11.39)	(0:11.45)		
4	12	QUOTHQUAN	7	66.1	0:11.14	1:23.02 [4]	1:08.73 [10]	0:57.35 [10]	0:45.85 [9]	0:34.59 [7]	0:23.44 [7]	0:34.59 -6	
		Kyle Wilson-Taylor		400m	400m	(0:14.29)	(0:11.38)	(0:11.50)	(0:11.26)	(0:11.15)	(0:11.14)		
5	6	MICKEY'S MEDAL	3	65.7	0:11.04	1:23.18 [5]	1:09.07 [8]	0:57.59 [9]	0:46.11 [7]	0:34.81 [6]	0:23.77 [6]	0:34.81 -9	
		Ben Thompson		600m	600m	(0:14.11)	(0:11.48)	(0:11.48)	(0:11.30)	(0:11.04)	(0:11.26)		
6	7	MISTER BIANCO	2	65.0	0:11.25	1:23.19 [6]	1:09.60 [3]	0:58.21 [2]	0:46.81 [2]	0:35.43 [2]	0:24.18 [2]	0:35.43 -10	
		Jai Williams		1200m	600m	(0:13.59)	(0:11.39)	(0:11.40)	(0:11.38)	(0:11.25)	(0:11.50)		
7	3	EDITED BY	8	64.8	0:11.28	1:23.28 [7]	1:09.72 [2]	0:58.19 [4]	0:46.73 [4]	0:35.39 [3]	0:24.11 [3]	0:35.39 -8	
		Jasper Franklin		600m	600m	(0:13.56)	(0:11.53)	(0:11.46)	(0:11.34)	(0:11.28)	(0:11.55)		
8	11	LIVING FREE	4	66.4	0:11.28	1:23.34 [8]	1:09.18 [9]	0:57.75 [8]	0:46.12 [10]	0:34.77 [10]	0:23.49 [10]	0:34.77 -6	
		Craig Williams		600m	600m	(0:14.16)	(0:11.43)	(0:11.63)	(0:11.35)	(0:11.28)	(0:11.29)		
9	10	POCKET FULL	6	65.6	0:11.30	1:23.35 [9]	1:09.27 [7]	0:57.85 [7]	0:46.21 [8]	0:34.82 [9]	0:23.52 [9]	0:34.82 +0	
		Jake Bayliss		600m	600m	(0:14.08)	(0:11.42)	(0:11.64)	(0:11.39)	(0:11.30)	(0:11.38)		
10	8	SAILOR'S SECRET	1	65.0	0:11.21	1:23.63 [10]	1:09.77 [5]	0:58.37 [5]	0:46.91 [5]	0:35.60 [5]	0:24.39 [5]	0:35.60 -9	
		Michael Rodd		800m	600m	(0:13.86)	(0:11.40)	(0:11.46)	(0:11.31)	(0:11.21)	(0:11.50)		

Scratched: The Three Hundred (#1), I Am Artie (#5)

Report Created: Sat 3 January 2026 14:18 GMT+10 (Note: Timing is based on position data)

Page 1/15

[] Ranking at each section and finish
-:-:- No data available at this section
NA No data available

SCN Saddle cloth number
DNF Did not finish
DNT Did not track

data processed by  TRIPLESDATA



Eagle Farm Professional

Race 4: SKY RACING BENCHMARK 90 Handicap - 1400m

03 January 2026 - 14:03



BRISBANE
RACING CLUB

Track Rating: Soft 5, Weather: Overcast, Rail Position: True

Section						Overall	1200m	1000m	800m	600m	400m	Last 600m	
Field Times						1:22.66 (0:13.49)	1:09.17 (0:11.22)	0:57.95 (0:11.28)	0:46.67 (0:11.42)	0:35.25 (0:11.39)	0:23.86 (0:11.45)	0:35.25	
Rank	TAB	Horse/Jockey	Barrier	Top Speed [km/h]	Fastest Section								Distance Travelled [m]
11	2	STRAIT ACER	9	65.4	0:11.27	1:24.41 [11]	1:10.03 [11]	0:58.67 [11]	0:47.13 [11]	0:35.73 [11]	0:24.46 [11]	0:35.73	-4
		Rachel King		600m	600m	(0:14.38)	(0:11.36)	(0:11.54)	(0:11.40)	(0:11.27)	(0:11.43)		

Scratched: The Three Hundred (#1), I Am Artie (#5)



Eagle Farm Professional

Race 4: SKY RACING BENCHMARK 90 Handicap - 1400m

03 January 2026 - 14:03



BRISBANE
RACING CLUB

Track Rating: Soft 5, Weather: Overcast, Rail Position: True

Section		Field Times		200m		Last 600m			
				0:12.41 (0:12.41)		0:35.25			
Rank	TAB	Horse/Jockey	Barrier	Top Speed [km/h]	Fastest Section	Margin			Distance Travelled [m]
1	13	ESJAY	11	66.3	0:11.14	0:12.22 [2]	1:22.66	0:34.68	
		Angela Jones		1000m	1200m	(0:12.22)			
2	9	OUR MAGNUS	5	66.1	0:11.08	0:12.04 [8]	1.39L	0:34.43	+1
		Jason Collett		400m	400m	(0:12.04)			
3	4	BAND OF BROTHERS	10	65.1	0:11.22	0:12.68 [1]	1.56L	0:35.52	-1
		Andrew Mallyon		1200m	1200m	(0:12.68)			
4	12	QUOTHQUAN	7	66.1	0:11.14	0:12.30 [6]	2.11L	0:34.59	-6
		Kyle Wilson-Taylor		400m	400m	(0:12.30)			
5	6	MICKY'S MEDAL	3	65.7	0:11.04	0:12.51 [4]	3.06L	0:34.81	-9
		Ben Thompson		600m	600m	(0:12.51)			
6	7	MISTER BIANCO	2	65.0	0:11.25	0:12.68 [3]	3.13L	0:35.43	-10
		Jai Williams		1200m	600m	(0:12.68)			
7	3	EDITED BY	8	64.8	0:11.28	0:12.56 [5]	3.66L	0:35.39	-8
		Jasper Franklin		600m	600m	(0:12.56)			
8	11	LIVING FREE	4	66.4	0:11.28	0:12.20 [9]	4.03L	0:34.77	-6
		Craig Williams		600m	600m	(0:12.20)			
9	10	POCKET FULL	6	65.6	0:11.30	0:12.14 [10]	4.04L	0:34.82	+0
		Jake Bayliss		600m	600m	(0:12.14)			
10	8	SAILOR'S SECRET	1	65.0	0:11.21	0:12.89 [7]	5.72L	0:35.60	-9
		Michael Rodd		800m	600m	(0:12.89)			

Scratched: The Three Hundred (#1), I Am Artie (#5)

Report Created: Sat 3 January 2026 14:18 GMT+10 (Note: Timing is based on position data)

Page 3/15

[] Ranking at each section and finish
-:-:- No data available at this section
NA No data available

SCN Saddle cloth number
DNF Did not finish
DNT Did not track

data processed by  TRIPLESDATA



Eagle Farm Professional

Race 4: SKY RACING BENCHMARK 90 Handicap - 1400m

03 January 2026 - 14:03



BRISBANE
RACING CLUB

Track Rating: Soft 5, Weather: Overcast, Rail Position: True

Section					200m	Last 600m			
Field Times					0:12.41 (0:12.41)	0:35.25			
Rank	TAB	Horse/Jockey	Barrier	Top Speed [km/h]	Fastest Section	Margin		Distance Travelled [m]	
11	2	STRAIT ACER	9	65.4	0:11.27	0:13.03 [11]	10.31L	0:35.73	-4
		Rachel King		600m	600m	(0:13.03)			

Scratched: The Three Hundred (#1), I Am Artie (#5)



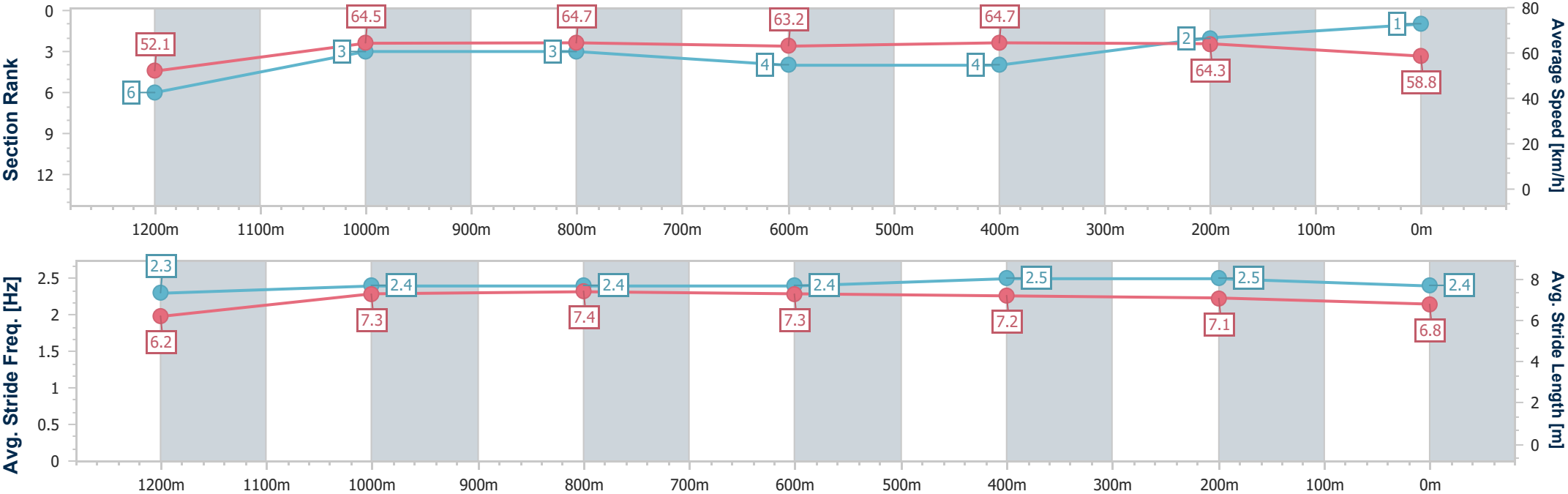
Horse/Jockey Name	Esjay
Final Rank	1
Fastest Section Time (Section)	0:11.14 (1200m)
Top Speed [km/h] (Section)	66.3 (1000m)
Race State	Finished



Eagle FarmProfessional
Race 4: SKY RACING BENCHMARK 90 Handicap - 1400m
03 January 2026 - 14:03
Track Rating: Soft 5, Weather: Overcast, Rail Position: True



Section	Overall	1200m	1000m	800m	600m	400m	200m						
Section Times	1:22.66 [1] (0:13.89)	1:08.77 [6] (0:11.14)	0:57.63 [3] (0:11.42)	0:46.21 [3] (0:11.53)	0:34.68 [4] (0:11.23)	0:23.45 [4] (0:11.23)	0:12.22 [2] (0:12.22)						
Average Speed [km/h]	52.1	64.5	64.7	63.2	64.7	64.3	58.8						
Top Speed [km/h]	64.5	65.7	66.3	64.2	65.9	65.8	62.3						
Avg. Dist. to Rail [m]	8.3	4.1	4.5	3.1	1.8	6.2	8.3						
Avg. Stride Freq. [Hz]	2.3	2.4	2.4	2.4	2.5	2.5	2.4						
Avg. Stride Length [m]	6.2	7.3	7.4	7.3	7.2	7.1	6.8						



[] Ranking at each section and finish
-.-.- No data available at this section
NA No data available



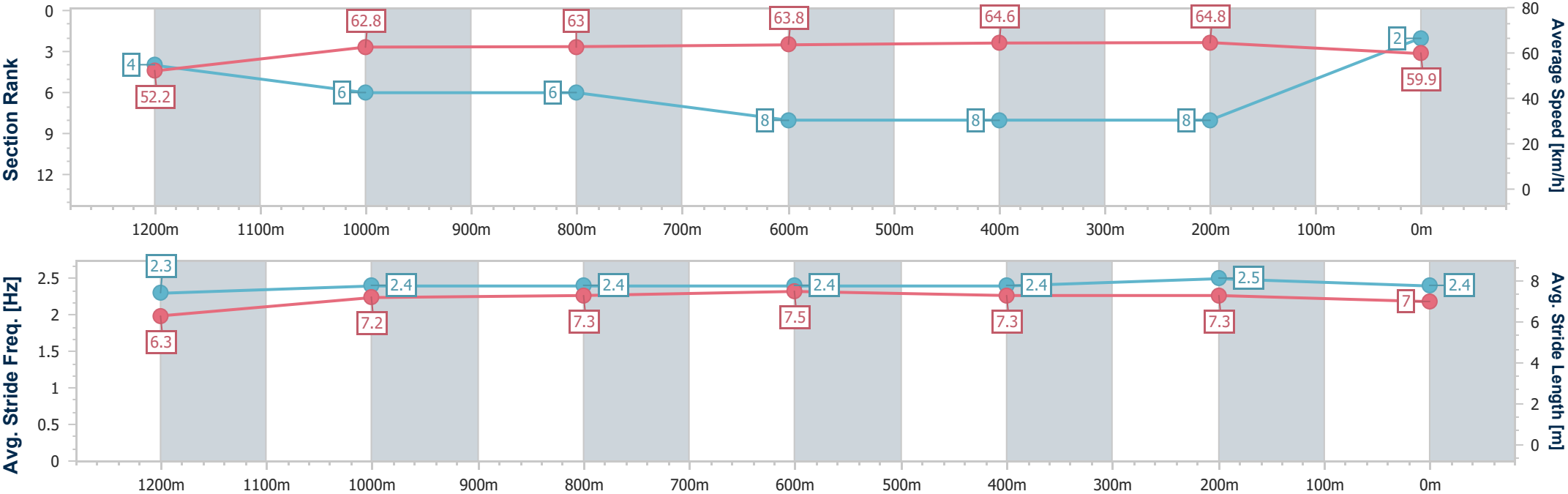
Horse/Jockey Name	Our Magnus
Final Rank	2
Fastest Section Time (Section)	0:11.08 (400m)
Top Speed [km/h] (Section)	66.1 (400m)
Race State	Finished



Eagle FarmProfessional
Race 4: SKY RACING BENCHMARK 90 Handicap - 1400m
03 January 2026 - 14:03
Track Rating: Soft 5, Weather: Overcast, Rail Position: True



Section	Overall	1200m	1000m	800m	600m	400m	200m						
Section Times	1:22.90 [2] (0:13.84)	1:09.06 [4] (0:11.47)	0:57.59 [6] (0:11.70)	0:45.89 [6] (0:11.46)	0:34.43 [8] (0:11.31)	0:23.12 [8] (0:11.08)	0:12.04 [8] (0:12.04)						
Average Speed [km/h]	52.2	62.8	63.0	63.8	64.6	64.8	59.9						
Top Speed [km/h]	64.0	64.1	65.1	65.8	65.9	66.1	63.5						
Avg. Dist. to Rail [m]	4.2	3.2	4.2	3.8	2.8	11.3	12.8						
Avg. Stride Freq. [Hz]	2.3	2.4	2.4	2.4	2.4	2.5	2.4						
Avg. Stride Length [m]	6.3	7.2	7.3	7.5	7.3	7.3	7.0						





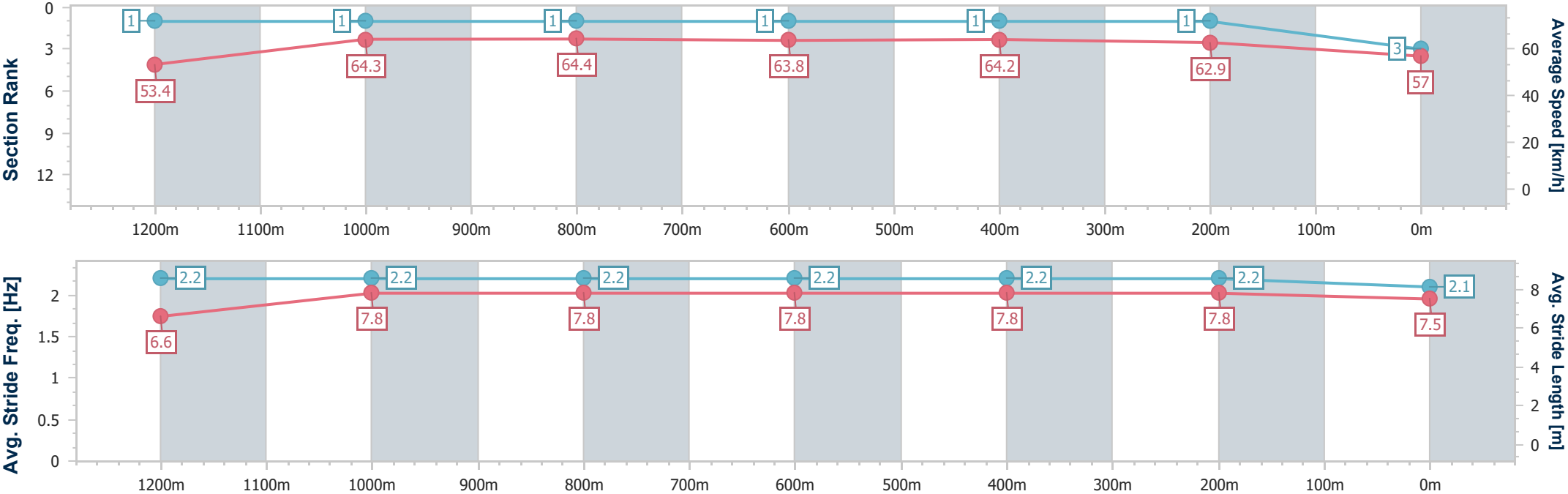
Horse/Jockey Name	Band Of Brothers
Final Rank	3
Fastest Section Time (Section)	0:11.22 (1200m)
Top Speed [km/h] (Section)	65.1 (1200m)
Race State	Finished



Eagle FarmProfessional
Race 4: SKY RACING BENCHMARK 90 Handicap - 1400m
03 January 2026 - 14:03
Track Rating: Soft 5, Weather: Overcast, Rail Position: True



Section	Overall	1200m	1000m	800m	600m	400m	200m						
Section Times	1:22.93 [3] (0:13.49)	1:09.44 [1] (0:11.22)	0:58.22 [1] (0:11.28)	0:46.94 [1] (0:11.42)	0:35.52 [1] (0:11.39)	0:24.13 [1] (0:11.45)	0:12.68 [1] (0:12.68)						
Average Speed [km/h]	53.4	64.3	64.4	63.8	64.2	62.9	57.0						
Top Speed [km/h]	64.7	65.1	64.5	64.2	64.9	64.3	60.9						
Avg. Dist. to Rail [m]	7.4	1.9	1.4	2.6	3.6	5.0	4.5						
Avg. Stride Freq. [Hz]	2.2	2.2	2.2	2.2	2.2	2.2	2.1						
Avg. Stride Length [m]	6.6	7.8	7.8	7.8	7.8	7.8	7.5						





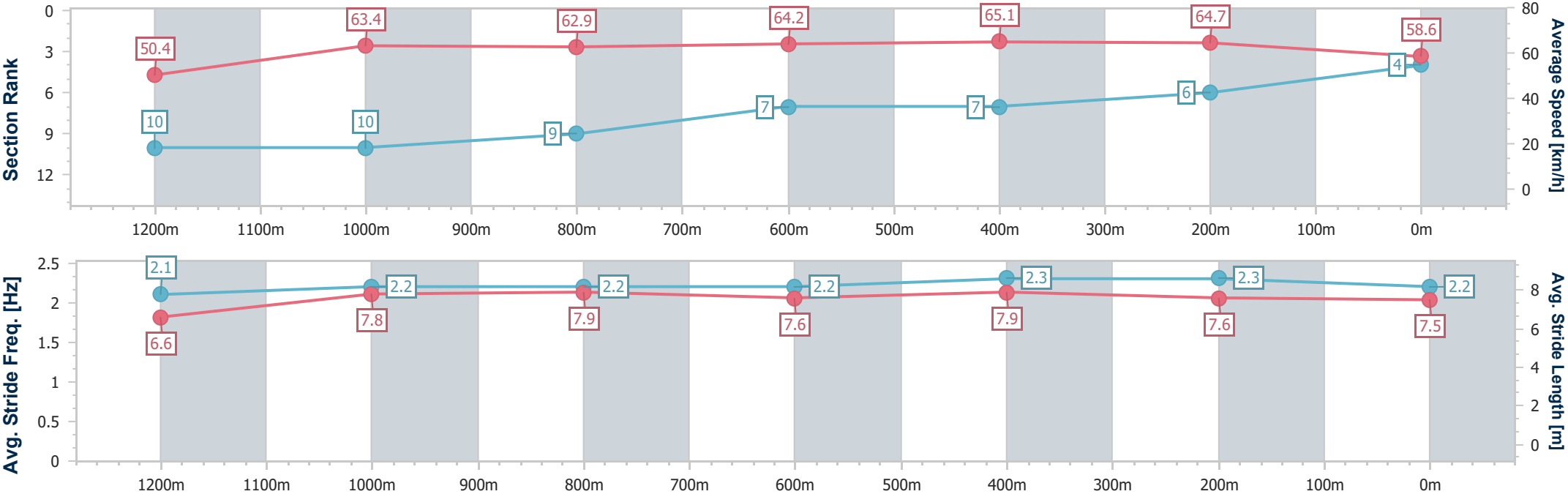
Horse/Jockey Name	Quothquan
Final Rank	4
Fastest Section Time (Section)	0:11.14 (400m)
Top Speed [km/h] (Section)	66.1 (400m)
Race State	Finished



Eagle FarmProfessional
Race 4: SKY RACING BENCHMARK 90 Handicap - 1400m
03 January 2026 - 14:03
Track Rating: Soft 5, Weather: Overcast, Rail Position: True



Section	Overall	1200m	1000m	800m	600m	400m	200m						
Section Times	1:23.02 [4] (0:14.29)	1:08.73 [10] (0:11.38)	0:57.35 [10] (0:11.50)	0:45.85 [9] (0:11.26)	0:34.59 [7] (0:11.15)	0:23.44 [7] (0:11.14)	0:12.30 [6] (0:12.30)						
Average Speed [km/h]	50.4	63.4	62.9	64.2	65.1	64.7	58.6						
Top Speed [km/h]	62.4	64.0	64.8	65.0	65.8	66.1	62.7						
Avg. Dist. to Rail [m]	5.7	2.1	1.5	0.8	1.3	8.0	10.2						
Avg. Stride Freq. [Hz]	2.1	2.2	2.2	2.2	2.3	2.3	2.2						
Avg. Stride Length [m]	6.6	7.8	7.9	7.6	7.9	7.6	7.5						





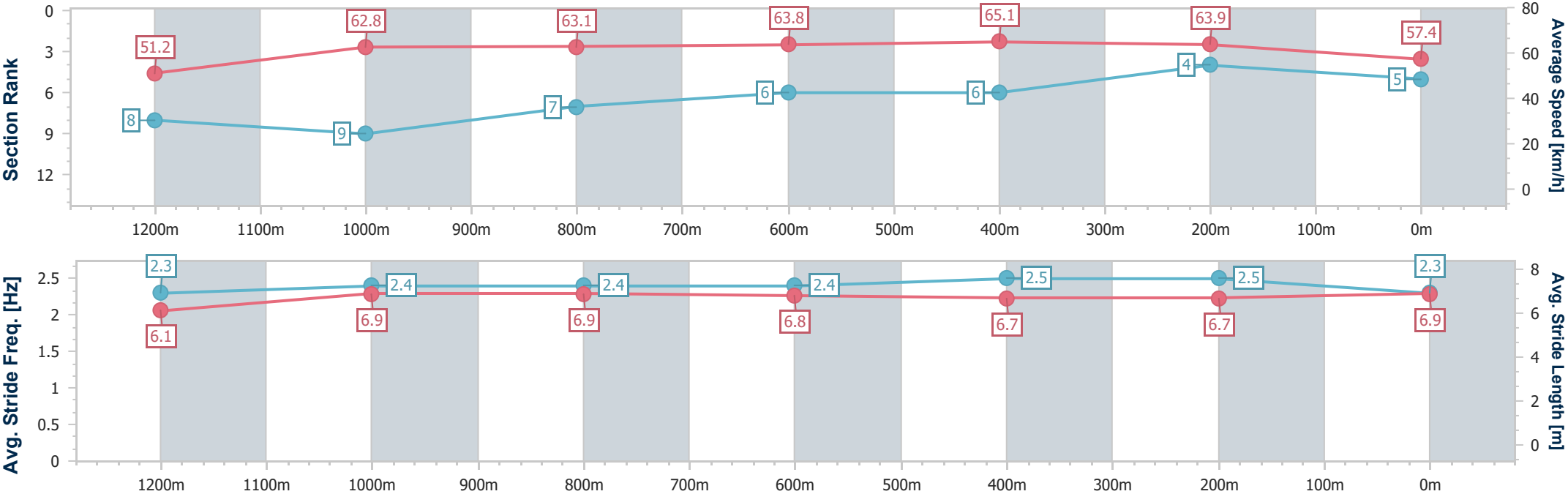
Horse/Jockey Name	Mickey's Medal
Final Rank	5
Fastest Section Time (Section)	0:11.04 (600m)
Top Speed [km/h] (Section)	65.7 (600m)
Race State	Finished



Eagle Farm Professional
Race 4: SKY RACING BENCHMARK 90 Handicap - 1400m
03 January 2026 - 14:03
Track Rating: Soft 5, Weather: Overcast, Rail Position: True



Section	Overall	1200m	1000m	800m	600m	400m	200m						
Section Times	1:23.18 [5] (0:14.11)	1:09.07 [8] (0:11.48)	0:57.59 [9] (0:11.48)	0:46.11 [7] (0:11.30)	0:34.81 [6] (0:11.04)	0:23.77 [6] (0:11.26)	0:12.51 [4] (0:12.51)						
Average Speed [km/h]	51.2	62.8	63.1	63.8	65.1	63.9	57.4						
Top Speed [km/h]	62.5	64.1	64.7	64.8	65.7	65.1	61.3						
Avg. Dist. to Rail [m]	3.2	2.1	1.6	0.6	1.1	2.7	3.5						
Avg. Stride Freq. [Hz]	2.3	2.4	2.4	2.4	2.5	2.5	2.3						
Avg. Stride Length [m]	6.1	6.9	6.9	6.8	6.7	6.7	6.9						





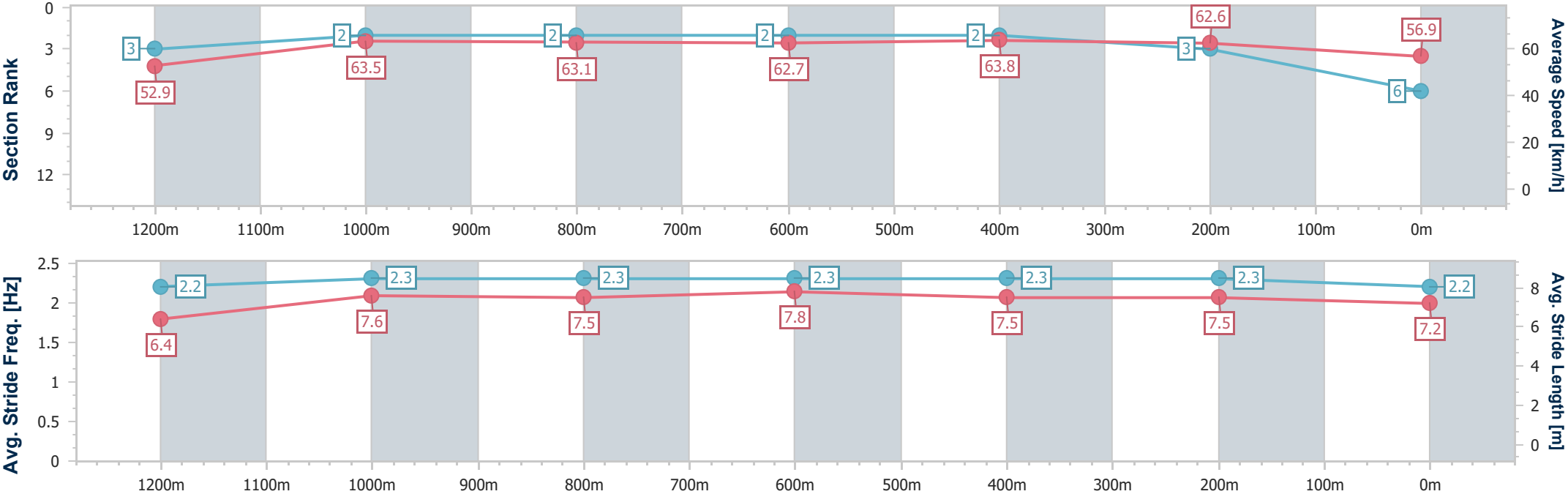
Horse/Jockey Name	Mister Bianco
Final Rank	6
Fastest Section Time (Section)	0:11.25 (600m)
Top Speed [km/h] (Section)	65.0 (1200m)
Race State	Finished



Eagle FarmProfessional
Race 4: SKY RACING BENCHMARK 90 Handicap - 1400m
03 January 2026 - 14:03
Track Rating: Soft 5, Weather: Overcast, Rail Position: True



Section	Overall	1200m	1000m	800m	600m	400m	200m						
Section Times	1:23.19 [6] (0:13.59)	1:09.60 [3] (0:11.39)	0:58.21 [2] (0:11.40)	0:46.81 [2] (0:11.38)	0:35.43 [2] (0:11.25)	0:24.18 [2] (0:11.50)	0:12.68 [3] (0:12.68)						
Average Speed [km/h]	52.9	63.5	63.1	62.7	63.8	62.6	56.9						
Top Speed [km/h]	63.6	65.0	63.8	63.2	64.9	63.9	60.0						
Avg. Dist. to Rail [m]	3.3	1.8	0.6	1.3	1.0	3.3	4.0						
Avg. Stride Freq. [Hz]	2.2	2.3	2.3	2.3	2.3	2.3	2.2						
Avg. Stride Length [m]	6.4	7.6	7.5	7.8	7.5	7.5	7.2						





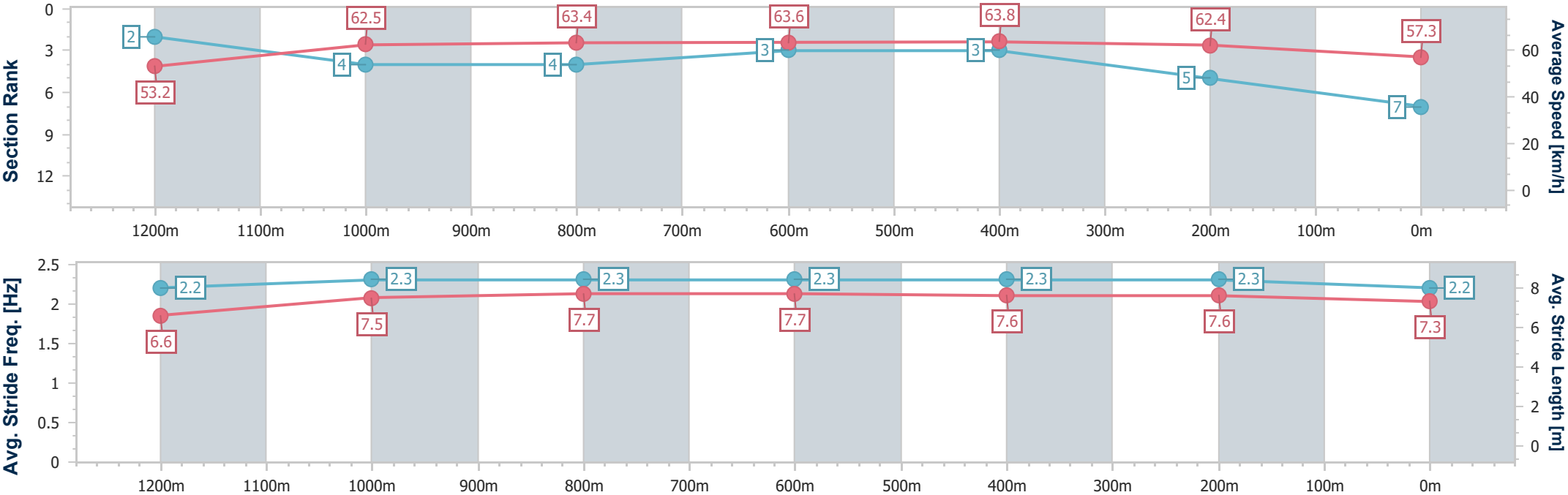
Horse/Jockey Name	Edited By
Final Rank	7
Fastest Section Time (Section)	0:11.28 (600m)
Top Speed [km/h] (Section)	64.8 (600m)
Race State	Finished



Eagle FarmProfessional
Race 4: SKY RACING BENCHMARK 90 Handicap - 1400m
03 January 2026 - 14:03
Track Rating: Soft 5, Weather: Overcast, Rail Position: True



Section	Overall	1200m	1000m	800m	600m	400m	200m						
Section Times	1:23.28 [7] (0:13.56)	1:09.72 [2] (0:11.53)	0:58.19 [4] (0:11.46)	0:46.73 [4] (0:11.34)	0:35.39 [3] (0:11.28)	0:24.11 [3] (0:11.55)	0:12.56 [5] (0:12.56)						
Average Speed [km/h]	53.2	62.5	63.4	63.6	63.8	62.4	57.3						
Top Speed [km/h]	64.2	63.8	64.5	64.2	64.8	63.4	60.1						
Avg. Dist. to Rail [m]	6.1	2.5	1.7	0.5	0.9	5.5	8.4						
Avg. Stride Freq. [Hz]	2.2	2.3	2.3	2.3	2.3	2.3	2.2						
Avg. Stride Length [m]	6.6	7.5	7.7	7.7	7.6	7.6	7.3						



[] Ranking at each section and finish
-.-.- No data available at this section
NA No data available



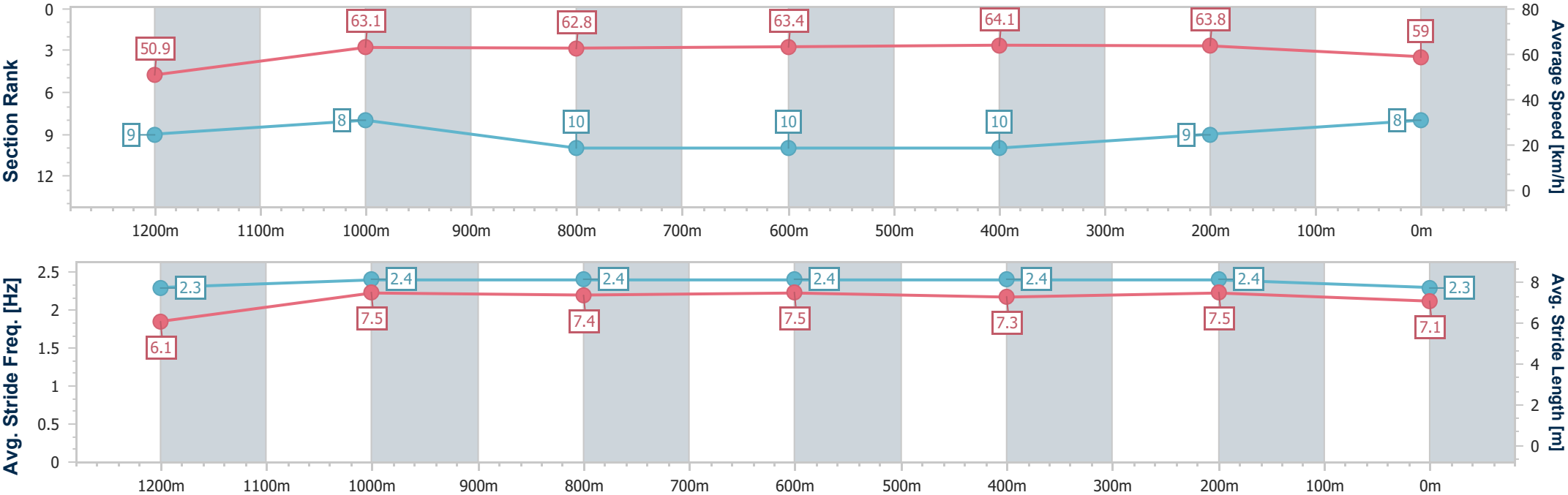
Horse/Jockey Name	Living Free
Final Rank	8
Fastest Section Time (Section)	0:11.28 (600m)
Top Speed [km/h] (Section)	66.4 (600m)
Race State	Finished



Eagle FarmProfessional
Race 4: SKY RACING BENCHMARK 90 Handicap - 1400m
03 January 2026 - 14:03
Track Rating: Soft 5, Weather: Overcast, Rail Position: True



Section	Overall	1200m	1000m	800m	600m	400m	200m						
Section Times	1:23.34 [8] (0:14.16)	1:09.18 [9] (0:11.43)	0:57.75 [8] (0:11.63)	0:46.12 [10] (0:11.35)	0:34.77 [10] (0:11.28)	0:23.49 [10] (0:11.29)	0:12.20 [9] (0:12.20)						
Average Speed [km/h]	50.9	63.1	62.8	63.4	64.1	63.8	59.0						
Top Speed [km/h]	64.0	65.4	64.8	65.2	66.4	64.8	61.7						
Avg. Dist. to Rail [m]	3.9	3.1	2.3	0.7	1.3	8.3	9.7						
Avg. Stride Freq. [Hz]	2.3	2.4	2.4	2.4	2.4	2.4	2.3						
Avg. Stride Length [m]	6.1	7.5	7.4	7.5	7.3	7.5	7.1						





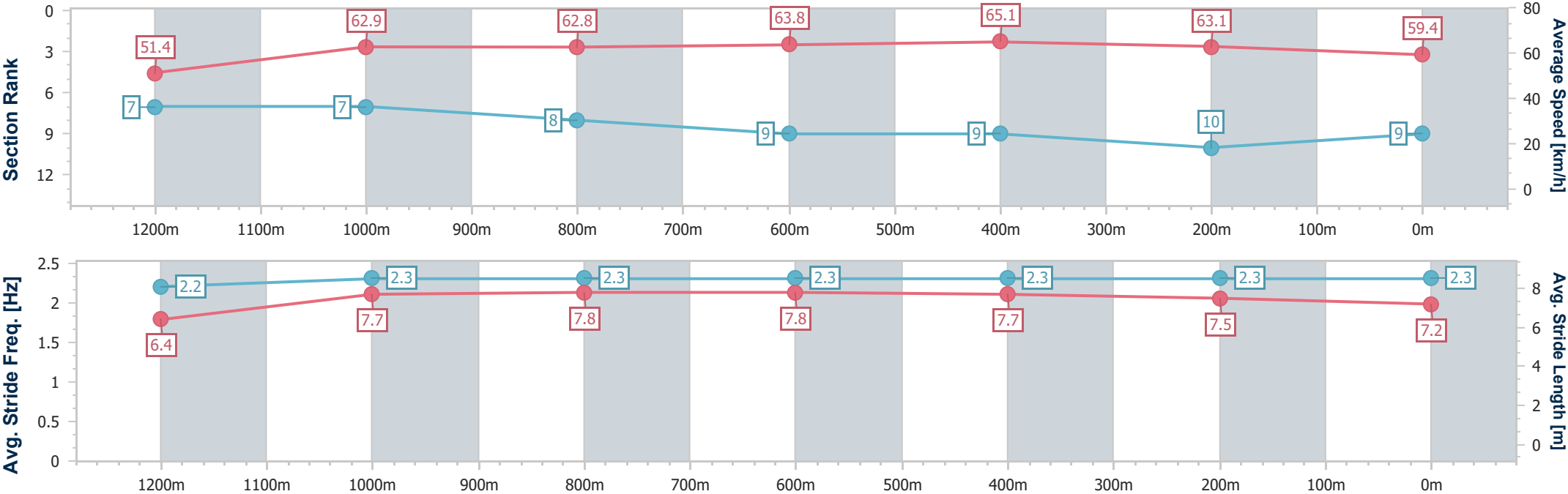
Horse/Jockey Name	Pocket Full
Final Rank	9
Fastest Section Time (Section)	0:11.30 (600m)
Top Speed [km/h] (Section)	65.6 (600m)
Race State	Finished



Eagle FarmProfessional
Race 4: SKY RACING BENCHMARK 90 Handicap - 1400m
03 January 2026 - 14:03
Track Rating: Soft 5, Weather: Overcast, Rail Position: True



Section	Overall	1200m	1000m	800m	600m	400m	200m						
Section Times	1:23.35 [9] (0:14.08)	1:09.27 [7] (0:11.42)	0:57.85 [7] (0:11.64)	0:46.21 [8] (0:11.39)	0:34.82 [9] (0:11.30)	0:23.52 [9] (0:11.38)	0:12.14 [10] (0:12.14)						
Average Speed [km/h]	51.4	62.9	62.8	63.8	65.1	63.1	59.4						
Top Speed [km/h]	63.1	63.9	64.3	64.5	65.6	65.0	61.8						
Avg. Dist. to Rail [m]	5.1	3.5	2.9	2.3	3.5	10.2	12.1						
Avg. Stride Freq. [Hz]	2.2	2.3	2.3	2.3	2.3	2.3	2.3						
Avg. Stride Length [m]	6.4	7.7	7.8	7.8	7.7	7.5	7.2						





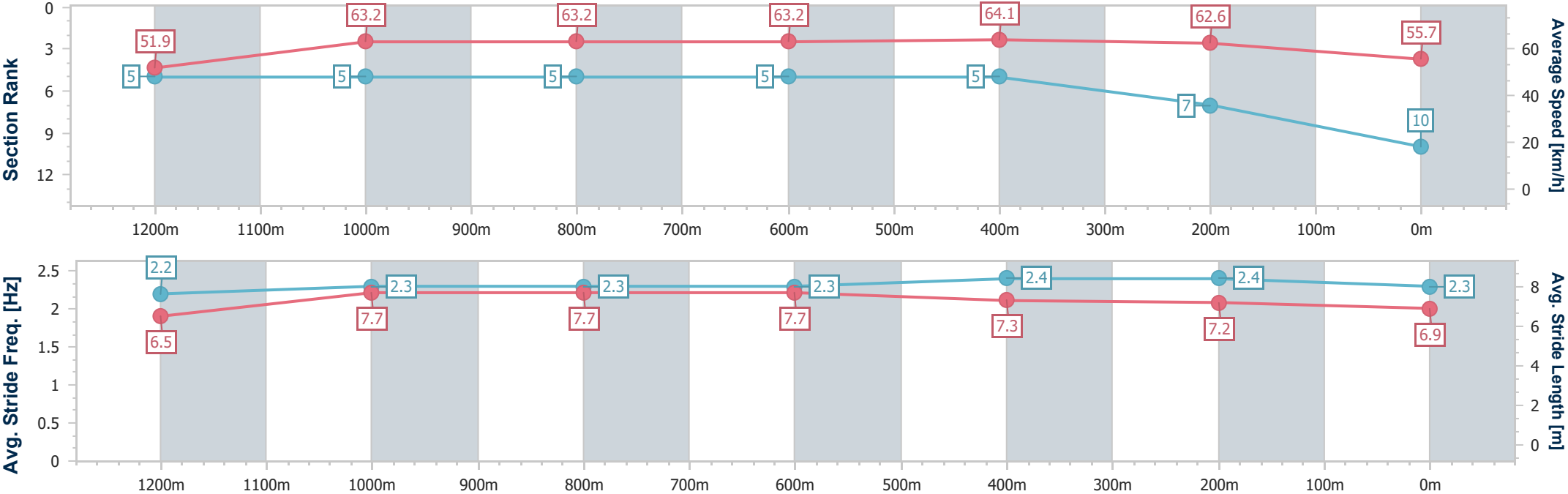
Horse/Jockey Name	Sailor's Secret
Final Rank	10
Fastest Section Time (Section)	0:11.21 (600m)
Top Speed [km/h] (Section)	65.0 (800m)
Race State	Finished



Eagle Farm Professional
Race 4: SKY RACING BENCHMARK 90 Handicap - 1400m
03 January 2026 - 14:03
Track Rating: Soft 5, Weather: Overcast, Rail Position: True



Section	Overall	1200m	1000m	800m	600m	400m	200m						
Section Times	1:23.63 [10] (0:13.86)	1:09.77 [5] (0:11.40)	0:58.37 [5] (0:11.46)	0:46.91 [5] (0:11.31)	0:35.60 [5] (0:11.21)	0:24.39 [5] (0:11.50)	0:12.89 [7] (0:12.89)						
Average Speed [km/h]	51.9	63.2	63.2	63.2	64.1	62.6	55.7						
Top Speed [km/h]	63.0	64.0	64.2	65.0	64.9	64.5	59.7						
Avg. Dist. to Rail [m]	1.7	1.6	0.6	0.9	1.0	2.8	4.7						
Avg. Stride Freq. [Hz]	2.2	2.3	2.3	2.3	2.4	2.4	2.3						
Avg. Stride Length [m]	6.5	7.7	7.7	7.7	7.3	7.2	6.9						





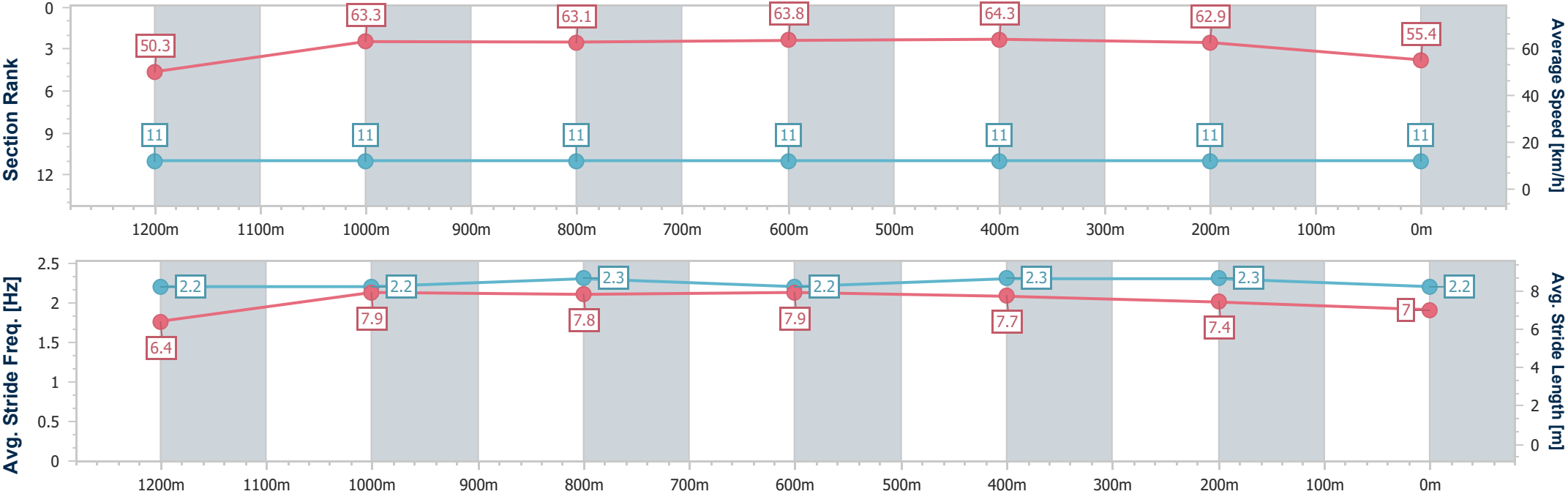
Horse/Jockey Name	Strait Acer
Final Rank	11
Fastest Section Time (Section)	0:11.27 (600m)
Top Speed [km/h] (Section)	65.4 (600m)
Race State	Finished



Eagle FarmProfessional
Race 4: SKY RACING BENCHMARK 90 Handicap - 1400m
03 January 2026 - 14:03
Track Rating: Soft 5, Weather: Overcast, Rail Position: True



Section	Overall	1200m	1000m	800m	600m	400m	200m						
Section Times	1:24.41 [11] (0:14.38)	1:10.03 [11] (0:11.36)	0:58.67 [11] (0:11.54)	0:47.13 [11] (0:11.40)	0:35.73 [11] (0:11.27)	0:24.46 [11] (0:11.43)	0:13.03 [11] (0:13.03)						
Average Speed [km/h]	50.3	63.3	63.1	63.8	64.3	62.9	55.4						
Top Speed [km/h]	62.7	64.7	64.4	64.5	65.4	65.0	59.8						
Avg. Dist. to Rail [m]	6.8	2.8	2.3	1.8	1.2	5.1	5.7						
Avg. Stride Freq. [Hz]	2.2	2.2	2.3	2.2	2.3	2.3	2.2						
Avg. Stride Length [m]	6.4	7.9	7.8	7.9	7.7	7.4	7.0						





Eagle Farm Professional

Race 5: MAGIC MILLIONS SHOOT OUT - 2100m

03 January 2026 - 14:38



BRISBANE
RACING CLUB

Track Rating: Soft 5, Weather: Overcast, Rail Position: True

Section						Overall	2000m	1800m	1600m	1400m	1200m	1000m	Last 600m		
Field Times						2:09.79 (0:08.84)	2:00.95 (0:11.11)	1:49.84 (0:11.48)	1:38.36 (0:11.56)	1:26.80 (0:11.97)	1:14.83 (0:12.58)	1:02.25 (0:12.59)	0:37.23		
Rank	TAB	Horse/Jockey	Barrier	Top Speed [km/h]	Fastest Section									Distance Travelled [m]	
1	9	SUN WORSHIPPER	4	63.9	0:09.24	2:09.79 [1]	2:00.55 [7]	1:48.68 [8]	1:36.95 [7]	1:25.09 [7]	1:13.38 [9]	1:00.98 [10]	0:36.15		
		Emily Lang		600m	Overall	(0:09.24)	(0:11.87)	(0:11.73)	(0:11.86)	(0:11.71)	(0:12.40)	(0:12.59)			
2	5	WARP SPEED	7	62.5	0:09.36	2:10.11 [2]	2:00.75 [10]	1:48.70 [10]	1:36.98 [10]	1:25.15 [10]	1:13.54 [10]	1:01.38 [9]	0:36.80		
		Ben Thompson		1400m	Overall	(0:09.36)	(0:12.05)	(0:11.72)	(0:11.83)	(0:11.61)	(0:12.16)	(0:12.49)			
3	3	WALSH BAY	9	64.9	0:08.86	2:10.26 [3]	2:01.40 [2]	1:49.96 [4]	1:38.38 [4]	1:26.20 [6]	1:14.12 [6]	1:01.73 [8]	0:36.87		
		Damien Thornton		2000m	Overall	(0:08.86)	(0:11.44)	(0:11.58)	(0:12.18)	(0:12.08)	(0:12.39)	(0:12.61)			
4	7	KALUAKOI	10	68.7	0:08.94	2:10.85 [4]	2:01.91 [3]	1:50.89 [2]	1:39.42 [1]	1:27.86 [1]	1:15.89 [1]	1:03.31 [1]	0:38.29		
		Daniel Moor		2000m	Overall	(0:08.94)	(0:11.02)	(0:11.47)	(0:11.56)	(0:11.97)	(0:12.58)	(0:12.59)			
5	10	TEXAS FIREBALL	2	66.2	0:09.22	2:10.87 [5]	2:01.65 [6]	1:50.74 [3]	1:39.40 [2]	1:27.72 [2]	1:15.74 [2]	1:03.15 [2]	0:38.30		
		Angela Jones		2000m	Overall	(0:09.22)	(0:10.91)	(0:11.34)	(0:11.68)	(0:11.98)	(0:12.59)	(0:12.58)			
6	1	SIBAAQ	5	67.1	0:08.84	2:10.93 [6]	2:02.09 [1]	1:50.98 [1]	1:39.39 [3]	1:27.66 [3]	1:15.70 [3]	1:03.12 [3]	0:38.37		
		Jasper Franklin		2000m	Overall	(0:08.84)	(0:11.11)	(0:11.59)	(0:11.73)	(0:11.96)	(0:12.58)	(0:12.61)			
7	2	MANZOICE	1	63.0	0:09.32	2:11.13 [7]	2:01.81 [8]	1:50.12 [7]	1:38.24 [8]	1:26.39 [8]	1:14.75 [8]	1:02.61 [7]	0:37.83		
		Kerrin McEvoy		1400m	Overall	(0:09.32)	(0:11.69)	(0:11.88)	(0:11.85)	(0:11.64)	(0:12.14)	(0:12.55)			
8	8	FELIX THE SCAT	8	65.7	0:09.32	2:11.14 [8]	2:01.82 [9]	1:49.74 [9]	1:38.07 [9]	1:26.32 [9]	1:14.93 [7]	1:02.76 [6]	0:37.98		
		Mark Du Plessis		1400m	Overall	(0:09.32)	(0:12.08)	(0:11.67)	(0:11.75)	(0:11.39)	(0:12.17)	(0:12.52)			
9	4	RED WAVE	3	65.7	0:09.04	2:11.66 [9]	2:02.62 [4]	1:51.08 [6]	1:39.65 [6]	1:27.95 [5]	1:16.09 [5]	1:03.56 [4]	0:38.61		
		Andrew Mallyon		2000m	Overall	(0:09.04)	(0:11.54)	(0:11.43)	(0:11.70)	(0:11.86)	(0:12.53)	(0:12.65)			
10	6	SAVANNAH GANGSTER	6	65.0	0:09.08	2:11.70 [10]	2:02.62 [5]	1:51.24 [5]	1:39.77 [5]	1:28.01 [4]	1:16.14 [4]	1:03.48 [5]	0:38.64		
		Cody Collis		2000m	Overall	(0:09.08)	(0:11.38)	(0:11.47)	(0:11.76)	(0:11.87)	(0:12.66)	(0:12.56)			



Eagle Farm Professional

Race 5: MAGIC MILLIONS SHOOT OUT - 2100m

03 January 2026 - 14:38



BRISBANE
RACING CLUB

Track Rating: Soft 5, Weather: Overcast, Rail Position: True

Section		Field Times				800m	600m	400m	200m	Last 600m		
						0:49.66 (0:12.43)	0:37.23 (0:12.19)	0:25.04 (0:12.35)	0:12.69 (0:12.69)	0:37.23		
Rank	TAB	Horse/Jockey	Barrier	Top Speed [km/h]	Fastest Section					Margin		
1	9	SUN WORSHIPPER	4	63.9	0:09.24	0:48.39 [10]	0:36.15 [10]	0:24.52 [7]	0:12.69 [1]	2:09.79	0:36.15	
		Emily Lang		600m	Overall	(0:12.24)	(0:11.63)	(0:11.83)	(0:12.69)			
2	5	WARP SPEED	7	62.5	0:09.36	0:48.89 [9]	0:36.80 [8]	0:24.86 [6]	0:12.91 [2]	1.89L	0:36.80	
		Ben Thompson		1400m	Overall	(0:12.09)	(0:11.94)	(0:11.95)	(0:12.91)	-7		
3	3	WALSH BAY	9	64.9	0:08.86	0:49.12 [8]	0:36.87 [9]	0:24.71 [10]	0:12.83 [7]	2.78L	0:36.87	
		Damien Thornton		2000m	Overall	(0:12.25)	(0:12.16)	(0:11.88)	(0:12.83)	+3		
4	7	KALUAKOI	10	68.7	0:08.94	0:50.72 [1]	0:38.29 [2]	0:25.98 [3]	0:13.57 [3]	6.23L	0:38.29	
		Daniel Moor		2000m	Overall	(0:12.43)	(0:12.31)	(0:12.41)	(0:13.57)	-1		
5	10	TEXAS FIREBALL	2	66.2	0:09.22	0:50.57 [2]	0:38.30 [3]	0:26.06 [2]	0:13.56 [5]	6.34L	0:38.30	
		Angela Jones		2000m	Overall	(0:12.27)	(0:12.24)	(0:12.50)	(0:13.56)	-9		
6	1	SIBAAQ	5	67.1	0:08.84	0:50.51 [3]	0:38.37 [1]	0:26.18 [1]	0:13.57 [6]	6.7L	0:38.37	
		Jasper Franklin		2000m	Overall	(0:12.14)	(0:12.19)	(0:12.61)	(0:13.57)	+1		
7	2	MANZOICE	1	63.0	0:09.32	0:50.06 [7]	0:37.83 [7]	0:25.70 [9]	0:13.48 [8]	7.89L	0:37.83	
		Kerrin McEvoy		1400m	Overall	(0:12.23)	(0:12.13)	(0:12.22)	(0:13.48)	-9		
8	8	FELIX THE SCAT	8	65.7	0:09.32	0:50.24 [6]	0:37.98 [6]	0:26.12 [4]	0:13.83 [4]	7.95L	0:37.98	
		Mark Du Plessis		1400m	Overall	(0:12.26)	(0:11.86)	(0:12.29)	(0:13.83)	-1		
9	4	RED WAVE	3	65.7	0:09.04	0:50.91 [4]	0:38.61 [4]	0:26.30 [8]	0:13.68 [10]	11.03L	0:38.61	
		Andrew Mallyon		2000m	Overall	(0:12.30)	(0:12.31)	(0:12.62)	(0:13.68)	-9		
10	6	SAVANNAH GANGSTER	6	65.0	0:09.08	0:50.92 [5]	0:38.64 [5]	0:26.47 [5]	0:13.89 [9]	11.23L	0:38.64	
		Cody Collis		2000m	Overall	(0:12.28)	(0:12.17)	(0:12.58)	(0:13.89)	-4		



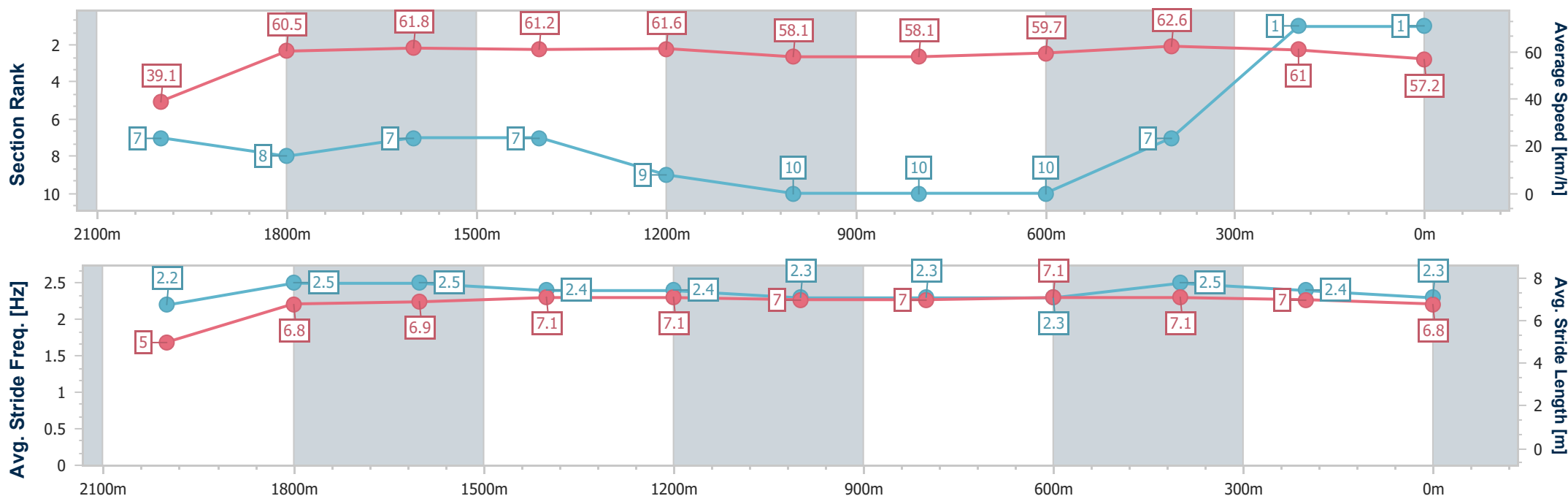
Horse/Jockey Name	Sun Worshipper
Final Rank	1
Fastest Section Time (Section)	0:09.24 (Overall)
Top Speed [km/h] (Section)	63.9 (600m)
Race State	Finished



Eagle Farm Professional
Race 5: MAGIC MILLIONS SHOOT OUT - 2100m
03 January 2026 - 14:38
Track Rating: Soft 5, Weather: Overcast, Rail Position: True



Section	Overall	2000m	1800m	1600m	1400m	1200m	1000m	800m	600m	400m	200m		
Section Times	2:09.79 [1] (0:09.24)	2:00.55 [7] (0:11.87)	1:48.68 [8] (0:11.73)	1:36.95 [7] (0:11.86)	1:25.09 [7] (0:11.71)	1:13.38 [9] (0:12.40)	1:00.98 [10] (0:12.59)	0:48.39 [10] (0:12.24)	0:36.15 [10] (0:11.63)	0:24.52 [7] (0:11.83)	0:12.69 [1] (0:12.69)		
Average Speed [km/h]	39.1	60.5	61.8	61.2	61.6	58.1	58.1	59.7	62.6	61.0	57.2		
Top Speed [km/h]	57.8	62.5	62.8	61.8	62.5	60.3	59.9	62.2	63.9	62.1	58.9		
Avg. Dist. to Rail [m]	2.7	0.6	1.1	2.6	2.3	2.5	2.8	3.0	2.8	8.1	11.1		
Avg. Stride Freq. [Hz]	2.2	2.5	2.5	2.4	2.4	2.3	2.3	2.3	2.5	2.4	2.3		
Avg. Stride Length [m]	5.0	6.8	6.9	7.1	7.1	7.0	7.0	7.1	7.1	7.0	6.8		





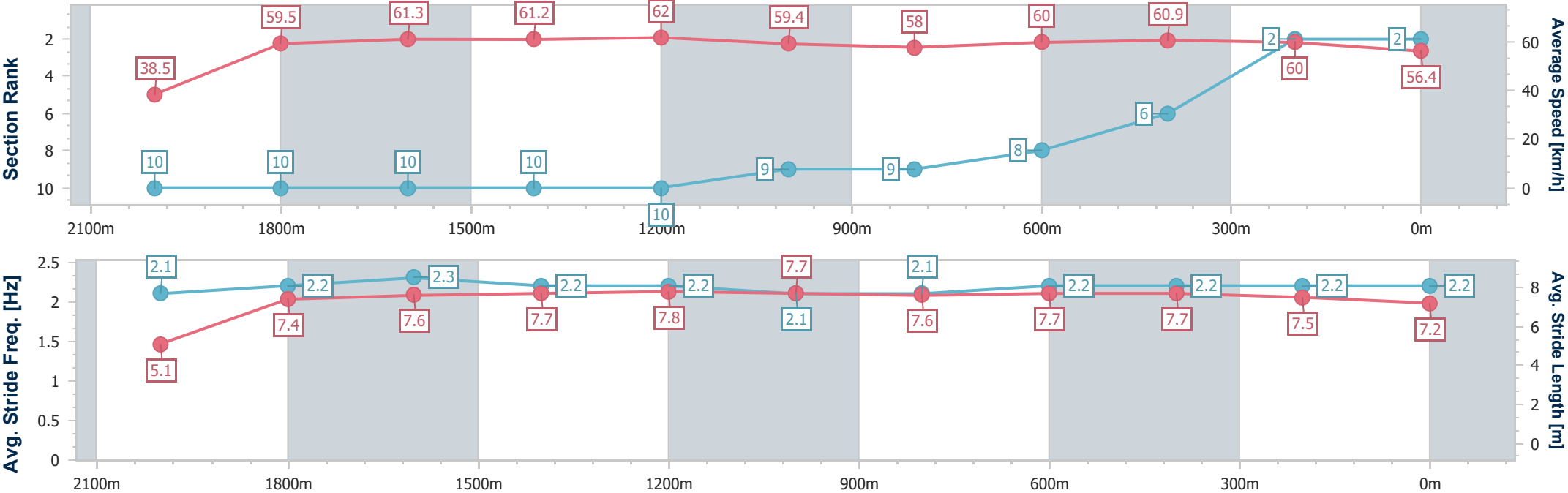
Horse/Jockey Name	Warp Speed
Final Rank	2
Fastest Section Time (Section)	0:09.36 (Overall)
Top Speed [km/h] (Section)	62.5 (1400m)
Race State	Finished



Eagle Farm Professional
Race 5: MAGIC MILLIONS SHOOT OUT - 2100m
03 January 2026 - 14:38
Track Rating: Soft 5, Weather: Overcast, Rail Position: True



Section	Overall	2000m	1800m	1600m	1400m	1200m	1000m	800m	600m	400m	200m		
Section Times	2:10.11 [2] (0:09.36)	2:00.75 [10] (0:12.05)	1:48.70 [10] (0:11.72)	1:36.98 [10] (0:11.83)	1:25.15 [10] (0:11.61)	1:13.54 [10] (0:12.16)	1:01.38 [9] (0:12.49)	0:48.89 [9] (0:12.09)	0:36.80 [8] (0:11.94)	0:24.86 [6] (0:11.95)	0:12.91 [2] (0:12.91)		
Average Speed [km/h]	38.5	59.5	61.3	61.2	62.0	59.4	58.0	60.0	60.9	60.0	56.4		
Top Speed [km/h]	56.2	62.4	62.5	62.4	62.5	60.7	59.4	62.2	61.8	61.6	59.1		
Avg. Dist. to Rail [m]	4.7	1.5	0.4	1.4	1.6	1.5	1.3	1.8	2.0	6.1	7.9		
Avg. Stride Freq. [Hz]	2.1	2.2	2.3	2.2	2.2	2.1	2.1	2.2	2.2	2.2	2.2		
Avg. Stride Length [m]	5.1	7.4	7.6	7.7	7.8	7.7	7.6	7.7	7.7	7.5	7.2		





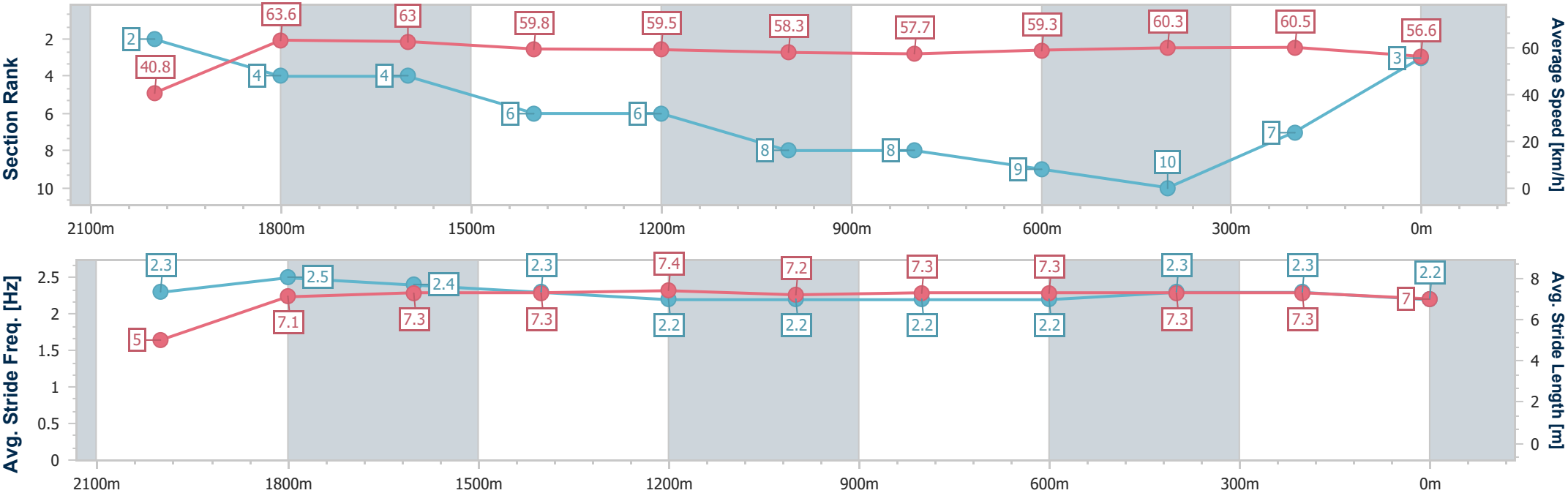
Horse/Jockey Name	Walsh Bay
Final Rank	3
Fastest Section Time (Section)	0:08.86 (Overall)
Top Speed [km/h] (Section)	64.9 (2000m)
Race State	Finished



Eagle Farm Professional
Race 5: MAGIC MILLIONS SHOOT OUT - 2100m
03 January 2026 - 14:38
Track Rating: Soft 5, Weather: Overcast, Rail Position: True



Section	Overall	2000m	1800m	1600m	1400m	1200m	1000m	800m	600m	400m	200m		
Section Times	2:10.26 [3] (0:08.86)	2:01.40 [2] (0:11.44)	1:49.96 [4] (0:11.58)	1:38.38 [4] (0:12.18)	1:26.20 [6] (0:12.08)	1:14.12 [6] (0:12.39)	1:01.73 [8] (0:12.61)	0:49.12 [8] (0:12.25)	0:36.87 [9] (0:12.16)	0:24.71 [10] (0:11.88)	0:12.83 [7] (0:12.83)		
Average Speed [km/h]	40.8	63.6	63.0	59.8	59.5	58.3	57.7	59.3	60.3	60.5	56.6		
Top Speed [km/h]	60.2	64.9	64.2	61.5	60.8	58.9	59.3	60.9	61.0	61.6	59.9		
Avg. Dist. to Rail [m]	7.1	1.8	2.0	3.2	2.8	2.6	2.2	2.0	3.1	9.1	13.8		
Avg. Stride Freq. [Hz]	2.3	2.5	2.4	2.3	2.2	2.2	2.2	2.2	2.3	2.3	2.2		
Avg. Stride Length [m]	5.0	7.1	7.3	7.3	7.4	7.2	7.3	7.3	7.3	7.3	7.0		





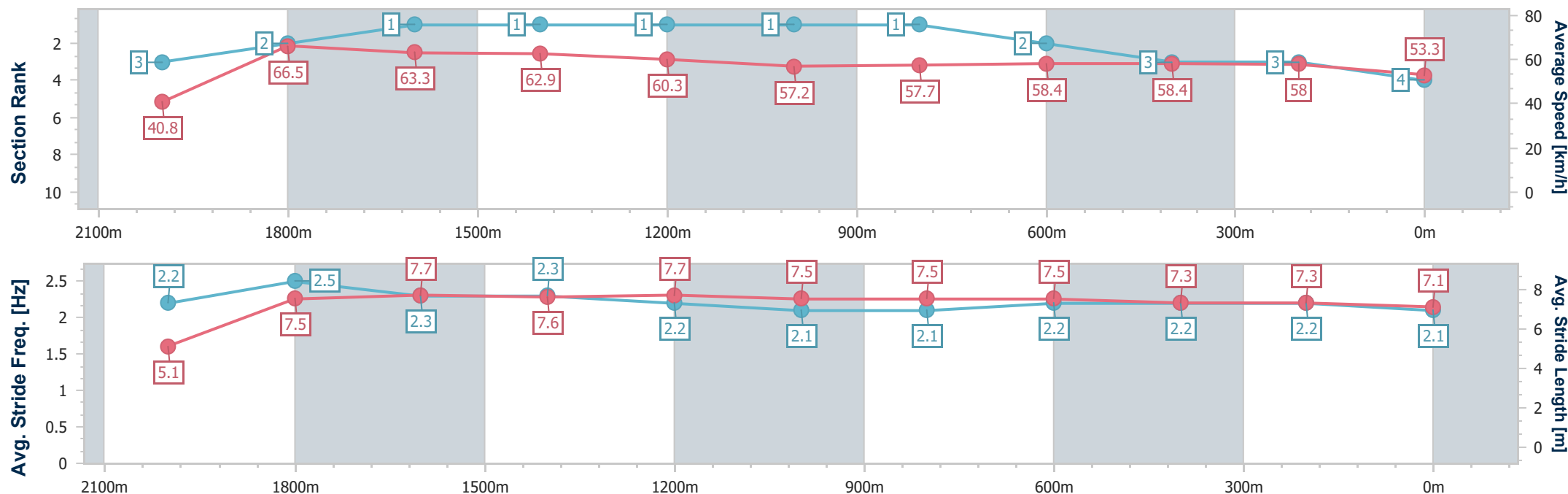
Horse/Jockey Name	Kaluakoi
Final Rank	4
Fastest Section Time (Section)	0:08.94 (Overall)
Top Speed [km/h] (Section)	68.7 (2000m)
Race State	Finished



Eagle Farm Professional
Race 5: MAGIC MILLIONS SHOOT OUT - 2100m
03 January 2026 - 14:38
Track Rating: Soft 5, Weather: Overcast, Rail Position: True



Section	Overall	2000m	1800m	1600m	1400m	1200m	1000m	800m	600m	400m	200m		
Section Times	2:10.85 [4] (0:08.94)	2:01.91 [3] (0:11.02)	1:50.89 [2] (0:11.47)	1:39.42 [1] (0:11.56)	1:27.86 [1] (0:11.97)	1:15.89 [1] (0:12.58)	1:03.31 [1] (0:12.59)	0:50.72 [1] (0:12.43)	0:38.29 [2] (0:12.31)	0:25.98 [3] (0:12.41)	0:13.57 [3] (0:13.57)		
Average Speed [km/h]	40.8	66.5	63.3	62.9	60.3	57.2	57.7	58.4	58.4	58.0	53.3		
Top Speed [km/h]	62.9	68.7	67.2	64.9	63.2	60.1	59.0	58.8	59.2	59.3	56.4		
Avg. Dist. to Rail [m]	9.2	3.7	2.0	2.3	1.5	1.4	1.6	1.1	0.2	0.6	1.1		
Avg. Stride Freq. [Hz]	2.2	2.5	2.3	2.3	2.2	2.1	2.1	2.2	2.2	2.2	2.1		
Avg. Stride Length [m]	5.1	7.5	7.7	7.6	7.7	7.5	7.5	7.5	7.3	7.3	7.1		





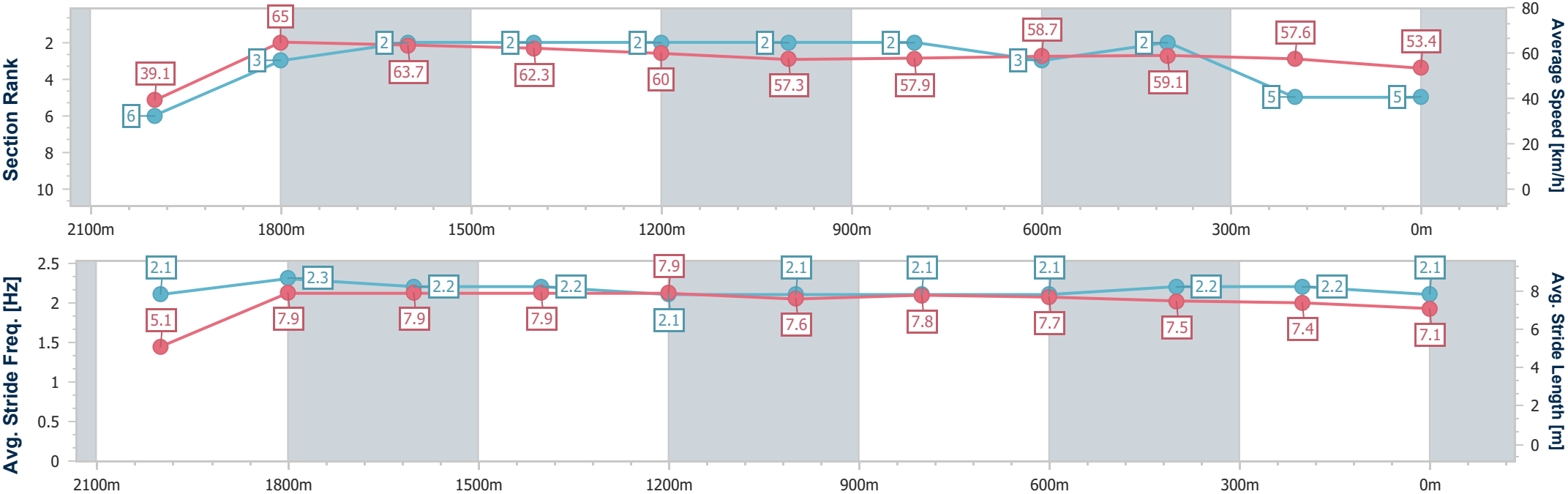
Horse/Jockey Name	Texas Fireball
Final Rank	5
Fastest Section Time (Section)	0:09.22 (Overall)
Top Speed [km/h] (Section)	66.2 (2000m)
Race State	Finished



Eagle Farm Professional
Race 5: MAGIC MILLIONS SHOOT OUT - 2100m
03 January 2026 - 14:38
Track Rating: Soft 5, Weather: Overcast, Rail Position: True



Section	Overall	2000m	1800m	1600m	1400m	1200m	1000m	800m	600m	400m	200m		
Section Times	2:10.87 [5] (0:09.22)	2:01.65 [6] (0:10.91)	1:50.74 [3] (0:11.34)	1:39.40 [2] (0:11.68)	1:27.72 [2] (0:11.98)	1:15.74 [2] (0:12.59)	1:03.15 [2] (0:12.58)	0:50.57 [2] (0:12.27)	0:38.30 [3] (0:12.24)	0:26.06 [2] (0:12.50)	0:13.56 [5] (0:13.56)		
Average Speed [km/h]	39.1	65.0	63.7	62.3	60.0	57.3	57.9	58.7	59.1	57.6	53.4		
Top Speed [km/h]	61.7	66.2	64.8	63.8	61.5	58.0	59.1	59.3	59.5	59.1	55.6		
Avg. Dist. to Rail [m]	2.2	2.6	0.7	2.5	2.9	2.8	1.9	0.7	1.0	4.5	6.8		
Avg. Stride Freq. [Hz]	2.1	2.3	2.2	2.2	2.1	2.1	2.1	2.1	2.2	2.2	2.1		
Avg. Stride Length [m]	5.1	7.9	7.9	7.9	7.9	7.6	7.8	7.7	7.5	7.4	7.1		





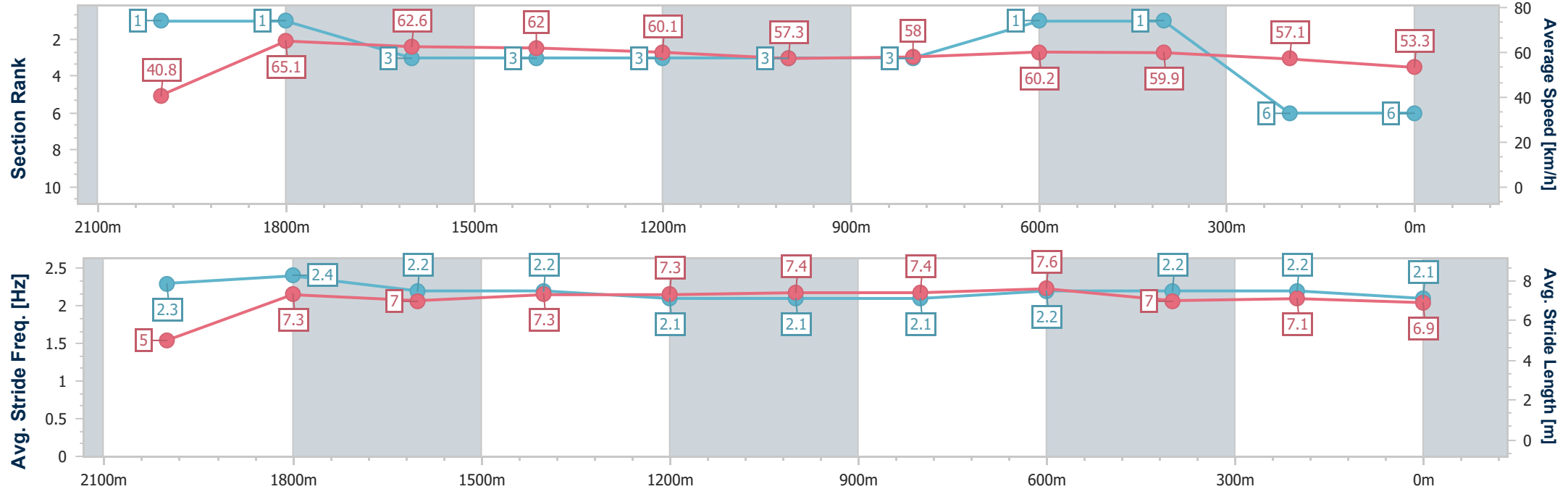
Horse/Jockey Name	Sibaaq
Final Rank	6
Fastest Section Time (Section)	0:08.84 (Overall)
Top Speed [km/h] (Section)	67.1 (2000m)
Race State	Finished



Eagle Farm Professional
Race 5: MAGIC MILLIONS SHOOT OUT - 2100m
03 January 2026 - 14:38
Track Rating: Soft 5, Weather: Overcast, Rail Position: True



Section	Overall	2000m	1800m	1600m	1400m	1200m	1000m	800m	600m	400m	200m		
Section Times	2:10.93 [6] (0:08.84)	2:02.09 [1] (0:11.11)	1:50.98 [1] (0:11.59)	1:39.39 [3] (0:11.73)	1:27.66 [3] (0:11.96)	1:15.70 [3] (0:12.58)	1:03.12 [3] (0:12.61)	0:50.51 [3] (0:12.14)	0:38.37 [1] (0:12.19)	0:26.18 [1] (0:12.61)	0:13.57 [6] (0:13.57)		
Average Speed [km/h]	40.8	65.1	62.6	62.0	60.1	57.3	58.0	60.2	59.9	57.1	53.3		
Top Speed [km/h]	60.6	67.1	65.9	63.1	61.6	58.0	58.9	61.0	60.5	59.1	55.5		
Avg. Dist. to Rail [m]	4.3	0.7	1.6	2.1	2.3	2.6	2.7	3.0	3.3	5.4	8.1		
Avg. Stride Freq. [Hz]	2.3	2.4	2.2	2.2	2.1	2.1	2.1	2.2	2.2	2.2	2.1		
Avg. Stride Length [m]	5.0	7.3	7.0	7.3	7.3	7.4	7.4	7.6	7.0	7.1	6.9		



[] Ranking at each section and finish
- - - - - No data available at this section
NA No data available



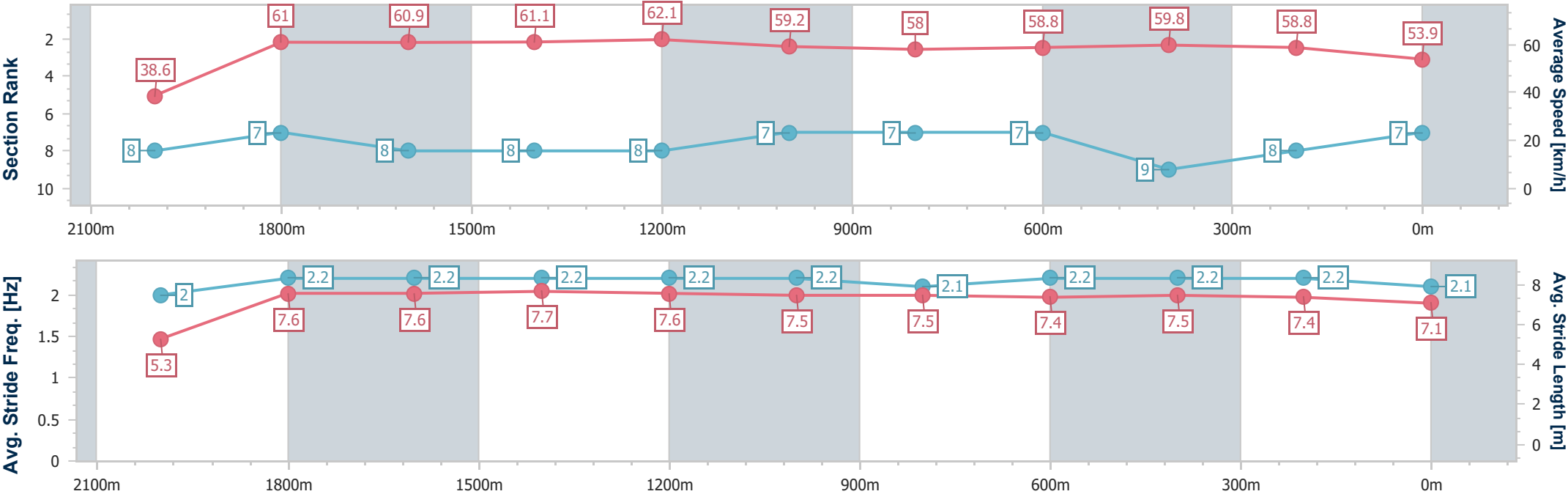
Horse/Jockey Name	Manzoice
Final Rank	7
Fastest Section Time (Section)	0:09.32 (Overall)
Top Speed [km/h] (Section)	63.0 (1400m)
Race State	Finished



Eagle Farm Professional
Race 5: MAGIC MILLIONS SHOOT OUT - 2100m
03 January 2026 - 14:38
Track Rating: Soft 5, Weather: Overcast, Rail Position: True



Section	Overall	2000m	1800m	1600m	1400m	1200m	1000m	800m	600m	400m	200m		
Section Times	2:11.13 [7] (0:09.32)	2:01.81 [8] (0:11.69)	1:50.12 [7] (0:11.88)	1:38.24 [8] (0:11.85)	1:26.39 [8] (0:11.64)	1:14.75 [8] (0:12.14)	1:02.61 [7] (0:12.55)	0:50.06 [7] (0:12.23)	0:37.83 [7] (0:12.13)	0:25.70 [9] (0:12.22)	0:13.48 [8] (0:13.48)		
Average Speed [km/h]	38.6	61.0	60.9	61.1	62.1	59.2	58.0	58.8	59.8	58.8	53.9		
Top Speed [km/h]	57.0	62.1	61.6	61.6	63.0	61.1	58.3	59.8	60.2	60.1	56.8		
Avg. Dist. to Rail [m]	1.9	1.8	0.7	1.9	1.7	1.7	1.4	0.6	0.9	5.6	9.9		
Avg. Stride Freq. [Hz]	2.0	2.2	2.2	2.2	2.2	2.2	2.1	2.2	2.2	2.2	2.1		
Avg. Stride Length [m]	5.3	7.6	7.6	7.7	7.6	7.5	7.5	7.4	7.5	7.4	7.1		





Horse/Jockey Name	Felix The Scat
Final Rank	8
Fastest Section Time (Section)	0:09.32 (Overall)
Top Speed [km/h] (Section)	65.7 (1400m)
Race State	Finished

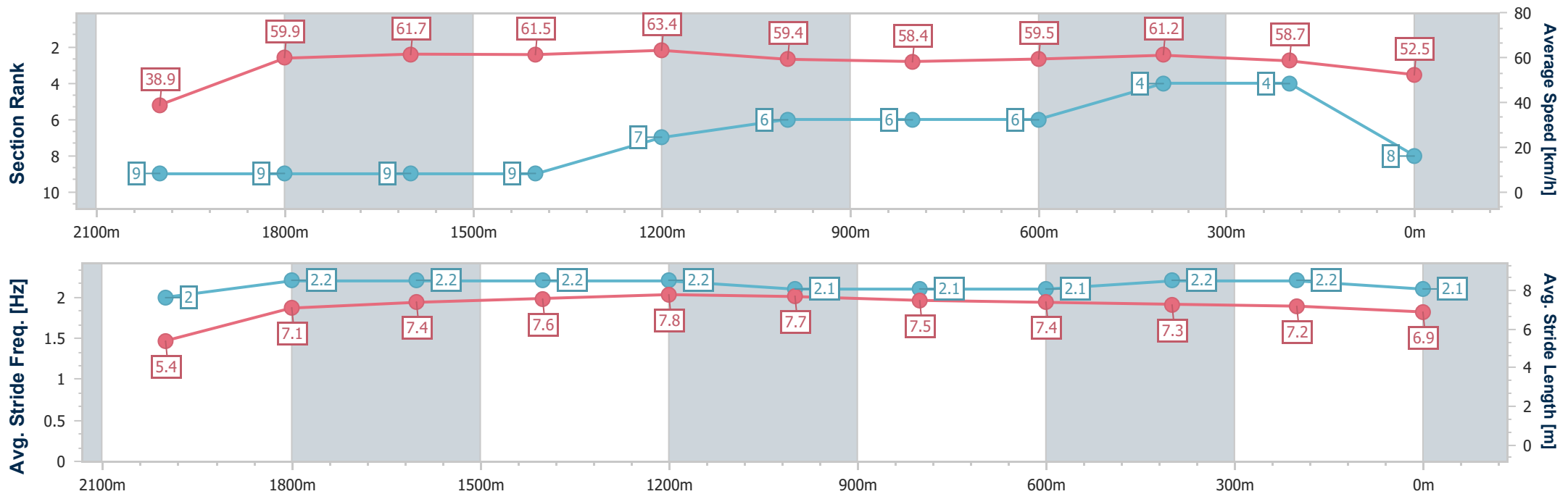


Eagle Farm Professional
Race 5: MAGIC MILLIONS SHOOT OUT - 2100m
03 January 2026 - 14:38
Track Rating: Soft 5, Weather: Overcast, Rail Position: True



BRISBANE
RACING CLUB

Section	Overall	2000m	1800m	1600m	1400m	1200m	1000m	800m	600m	400m	200m		
Section Times	2:11.14 [8] (0:09.32)	2:01.82 [9] (0:12.08)	1:49.74 [9] (0:11.67)	1:38.07 [9] (0:11.75)	1:26.32 [9] (0:11.39)	1:14.93 [7] (0:12.17)	1:02.76 [6] (0:12.52)	0:50.24 [6] (0:12.26)	0:37.98 [6] (0:11.86)	0:26.12 [4] (0:12.29)	0:13.83 [4] (0:13.83)		
Average Speed [km/h]	38.9	59.9	61.7	61.5	63.4	59.4	58.4	59.5	61.2	58.7	52.5		
Top Speed [km/h]	55.4	62.5	63.1	62.5	65.7	61.3	59.3	61.4	61.8	60.9	55.8		
Avg. Dist. to Rail [m]	6.7	0.9	0.3	1.4	2.6	3.1	3.1	2.8	2.3	6.4	10.0		
Avg. Stride Freq. [Hz]	2.0	2.2	2.2	2.2	2.2	2.1	2.1	2.1	2.2	2.2	2.1		
Avg. Stride Length [m]	5.4	7.1	7.4	7.6	7.8	7.7	7.5	7.4	7.3	7.2	6.9		





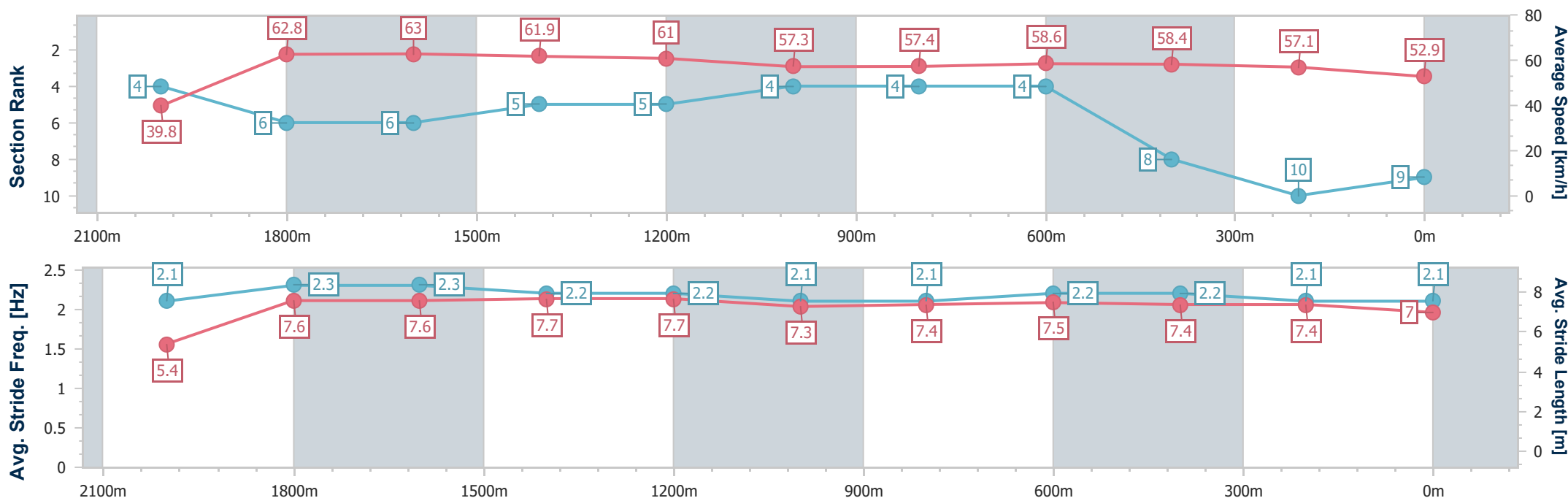
Horse/Jockey Name	Red Wave
Final Rank	9
Fastest Section Time (Section)	0:09.04 (Overall)
Top Speed [km/h] (Section)	65.7 (2000m)
Race State	Finished



Eagle Farm Professional
Race 5: MAGIC MILLIONS SHOOT OUT - 2100m
03 January 2026 - 14:38
Track Rating: Soft 5, Weather: Overcast, Rail Position: True



Section	Overall	2000m	1800m	1600m	1400m	1200m	1000m	800m	600m	400m	200m		
Section Times	2:11.66 [9] (0:09.04)	2:02.62 [4] (0:11.54)	1:51.08 [6] (0:11.43)	1:39.65 [6] (0:11.70)	1:27.95 [5] (0:11.86)	1:16.09 [5] (0:12.53)	1:03.56 [4] (0:12.65)	0:50.91 [4] (0:12.30)	0:38.61 [4] (0:12.31)	0:26.30 [8] (0:12.62)	0:13.68 [10] (0:13.68)		
Average Speed [km/h]	39.8	62.8	63.0	61.9	61.0	57.3	57.4	58.6	58.4	57.1	52.9		
Top Speed [km/h]	58.8	65.7	64.3	63.0	62.1	58.9	58.2	59.2	59.6	58.6	55.6		
Avg. Dist. to Rail [m]	2.6	0.8	0.6	1.4	1.4	1.9	1.4	0.7	0.5	1.6	3.7		
Avg. Stride Freq. [Hz]	2.1	2.3	2.3	2.2	2.2	2.1	2.1	2.2	2.2	2.1	2.1		
Avg. Stride Length [m]	5.4	7.6	7.6	7.7	7.7	7.3	7.4	7.5	7.4	7.4	7.0		





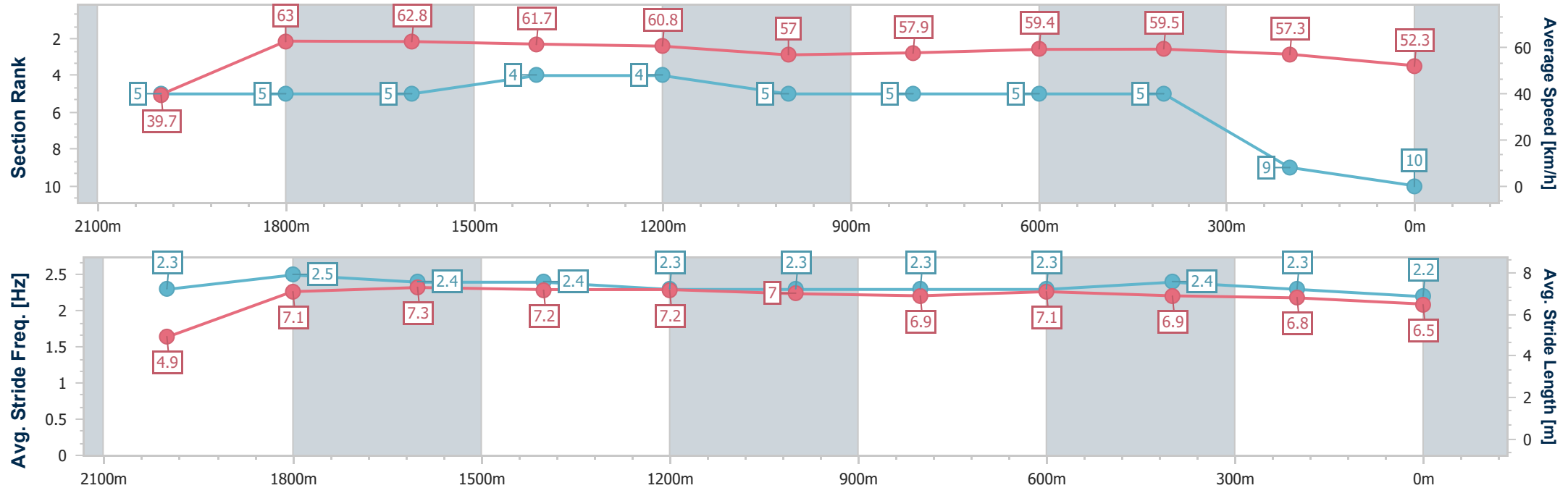
Horse/Jockey Name	Savannah Gangster
Final Rank	10
Fastest Section Time (Section)	0:09.08 (Overall)
Top Speed [km/h] (Section)	65.0 (2000m)
Race State	Finished



Eagle Farm Professional
Race 5: MAGIC MILLIONS SHOOT OUT - 2100m
03 January 2026 - 14:38
Track Rating: Soft 5, Weather: Overcast, Rail Position: True



Section	Overall	2000m	1800m	1600m	1400m	1200m	1000m	800m	600m	400m	200m		
Section Times	2:11.70 [10] (0:09.08)	2:02.62 [5] (0:11.38)	1:51.24 [5] (0:11.47)	1:39.77 [5] (0:11.76)	1:28.01 [4] (0:11.87)	1:16.14 [4] (0:12.66)	1:03.48 [5] (0:12.56)	0:50.92 [5] (0:12.28)	0:38.64 [5] (0:12.17)	0:26.47 [5] (0:12.58)	0:13.89 [9] (0:13.89)		
Average Speed [km/h]	39.7	63.0	62.8	61.7	60.8	57.0	57.9	59.4	59.5	57.3	52.3		
Top Speed [km/h]	61.7	65.0	64.8	63.4	62.3	58.7	58.6	60.5	60.8	59.2	54.9		
Avg. Dist. to Rail [m]	3.9	1.2	1.1	2.6	2.6	2.9	2.6	2.0	1.9	4.4	8.2		
Avg. Stride Freq. [Hz]	2.3	2.5	2.4	2.4	2.3	2.3	2.3	2.3	2.4	2.3	2.2		
Avg. Stride Length [m]	4.9	7.1	7.3	7.2	7.2	7.0	6.9	7.1	6.9	6.8	6.5		



[] Ranking at each section and finish
- - - - - No data available at this section
NA No data available



Eagle Farm Professional

Race 6: MAGIC MILLIONS NUDGEES STAKES - 1200m

03 January 2026 - 15:18



BRISBANE
RACING CLUB

Track Rating: Soft 5, Weather: Overcast, Rail Position: True

Section		Overall				1000m	800m	600m	400m	200m	Last 600m		
Field Times		1:09.95 (0:13.36)				0:56.59 (0:11.13)	0:45.46 (0:11.17)	0:34.29 (0:11.35)	0:22.94 (0:11.22)	0:11.72 (0:11.72)	0:34.29		
Rank	TAB	Horse/Jockey	Barrier	Top Speed [km/h]	Fastest Section						Margin	Distance Travelled [m]	
1	7	LONHRO'S QUEEN	7	67.1	0:10.89	1:09.95 [1]	0:55.98 [9]	0:44.94 [7]	0:33.76 [7]	0:22.52 [6]	0:11.63 [3]	1:09.95	0:33.76
		Martin Harley		400m	400m	(0:13.97)	(0:11.04)	(0:11.18)	(0:11.24)	(0:10.89)	(0:11.63)		
2	2	MIDNIGHT IN TOKYO	11	67.0	0:10.89	1:10.09 [2]	0:56.51 [4]	0:45.15 [6]	0:33.96 [5]	0:22.75 [4]	0:11.86 [1]	0.83L	0:33.96 +5
		Ryan Maloney		400m	400m	(0:13.58)	(0:11.36)	(0:11.19)	(0:11.21)	(0:10.89)	(0:11.86)		
3	9	SUNSET DREAMING	9	66.0	0:11.03	1:10.37 [3]	0:56.35 [10]	0:45.02 [10]	0:33.82 [10]	0:22.55 [12]	0:11.52 [12]	2.5L	0:33.82 +3
		Craig Williams		400m	400m	(0:14.02)	(0:11.33)	(0:11.20)	(0:11.27)	(0:11.03)	(0:11.52)		
4	8	ZOUPERB	4	66.6	0:11.00	1:10.43 [4]	0:56.69 [6]	0:45.41 [8]	0:34.09 [9]	0:22.78 [9]	0:11.78 [8]	2.86L	0:34.09 +6
		Jason Collett		400m	400m	(0:13.74)	(0:11.28)	(0:11.32)	(0:11.31)	(0:11.00)	(0:11.78)		
5	5	NAVYONTHEHIGHWAY	12	66.2	0:11.02	1:10.45 [5]	0:56.66 [8]	0:45.33 [9]	0:34.17 [8]	0:22.97 [7]	0:11.95 [6]	2.92L	0:34.17 +5
		Ben Thompson		400m	400m	(0:13.79)	(0:11.33)	(0:11.16)	(0:11.20)	(0:11.02)	(0:11.95)		
6	6	GIVE GIGGLES	8	66.9	0:11.06	1:10.53 [6]	0:56.95 [4]	0:45.76 [3]	0:34.60 [3]	0:23.21 [3]	0:12.15 [4]	3.44L	0:34.60 +5
		Angela Jones		1000m	400m	(0:13.58)	(0:11.19)	(0:11.16)	(0:11.39)	(0:11.06)	(0:12.15)		
7	1	DANCE TO THE BOOM	1	65.7	0:11.11	1:10.57 [7]	0:57.00 [3]	0:45.70 [4]	0:34.46 [4]	0:23.23 [5]	0:12.12 [5]	3.65L	0:34.46 -2
		Kerrin McEvoy		Overall	400m	(0:13.57)	(0:11.30)	(0:11.24)	(0:11.23)	(0:11.11)	(0:12.12)		
8	13	DRAGONNE ROUGE	13	66.0	0:11.03	1:10.68 [8]	0:56.60 [11]	0:45.22 [11]	0:34.06 [12]	0:22.92 [10]	0:11.89 [10]	4.32L	0:34.06 +1
		Michael Rodd		1000m	400m	(0:14.08)	(0:11.38)	(0:11.16)	(0:11.14)	(0:11.03)	(0:11.89)		
9	11	RED DEFCON	10	66.6	0:11.00	1:10.70 [9]	0:56.39 [12]	0:45.09 [12]	0:34.01 [13]	0:22.93 [11]	0:11.93 [9]	4.41L	0:34.01 -1
		Mark Du Plessis		600m	400m	(0:14.31)	(0:11.30)	(0:11.08)	(0:11.08)	(0:11.00)	(0:11.93)		
10	4	LIQUOR	5	66.5	0:11.13	1:11.01 [10]	0:57.65 [1]	0:46.52 [1]	0:35.35 [1]	0:24.00 [1]	0:12.73 [2]	6.23L	0:35.35 +1
		Tim Clark		Overall	1000m	(0:13.36)	(0:11.13)	(0:11.17)	(0:11.35)	(0:11.27)	(0:12.73)		

Scratched: Sylph (#14), Miss Personality (#12)

Report Created: Sat 3 January 2026 15:34 GMT+10 (Note: Timing is based on position data)

Page 1/15

[] Ranking at each section and finish
-:-:- No data available at this section
NA No data available

SCN Saddle cloth number
DNF Did not finish
DNT Did not track

data processed by  TRIPLESDATA



Eagle Farm Professional

Race 6: MAGIC MILLIONS NUDGEES STAKES - 1200m

03 January 2026 - 15:18



BRISBANE
RACING CLUB

Track Rating: Soft 5, Weather: Overcast, Rail Position: True

Section					Overall	1000m	800m	600m	400m	200m	Last 600m			
Field Times					1:09.95 (0:13.36)	0:56.59 (0:11.13)	0:45.46 (0:11.17)	0:34.29 (0:11.35)	0:22.94 (0:11.22)	0:11.72 (0:11.72)	0:34.29			
Rank	TAB	Horse/Jockey	Barrier	Top Speed [km/h]	Fastest Section							Margin	Distance Travelled [m]	
11	10	HERMANITA	6	66.3	0:11.16	1:11.03 [11]	0:57.63 [2]	0:46.45 [2]	0:35.29 [2]	0:23.91 [2]	0:12.42 [7]	6.37L	0:35.29	+1
		Emily Lang		Overall	800m	(0:13.40)	(0:11.18)	(0:11.16)	(0:11.38)	(0:11.49)	(0:12.42)			
12	15	HIATUS	3	67.3	0:11.15	1:11.13 [12]	0:57.38 [7]	0:46.23 [5]	0:34.97 [6]	0:23.62 [8]	0:12.28 [11]	6.93L	0:34.97	+3
		Daniel Moor		Overall	1000m	(0:13.75)	(0:11.15)	(0:11.26)	(0:11.35)	(0:11.34)	(0:12.28)			
13	3	SHALAA'S MOMENT	2	68.8	0:10.92	1:12.15 [13]	0:57.67 [13]	0:46.48 [13]	0:35.56 [11]	0:24.31 [13]	0:13.04 [13]	12.95L	0:35.56	+6
		Tommy Berry		800m	800m	(0:14.48)	(0:11.19)	(0:10.92)	(0:11.25)	(0:11.27)	(0:13.04)			

Scratched: Sylph (#14), Miss Personality (#12)



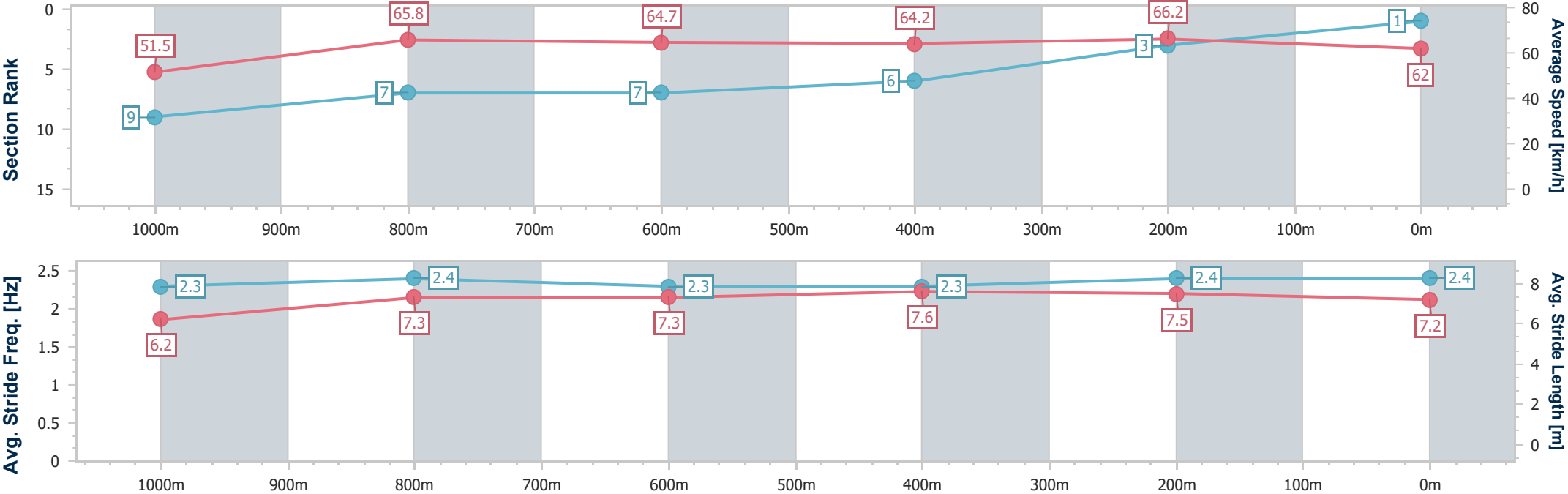
Horse/Jockey Name	Lonhro's Queen
Final Rank	1
Fastest Section Time (Section)	0:10.89 (400m)
Top Speed [km/h] (Section)	67.1 (400m)
Race State	Finished



Eagle Farm Professional
Race 6: MAGIC MILLIONS NUDGE STAKES - 1200m
03 January 2026 - 15:18
Track Rating: Soft 5, Weather: Overcast, Rail Position: True



Section	Overall	1000m	800m	600m	400m	200m								
Section Times	1:09.95 [1] (0:13.97)	0:55.98 [9] (0:11.04)	0:44.94 [7] (0:11.18)	0:33.76 [7] (0:11.24)	0:22.52 [6] (0:10.89)	0:11.63 [3] (0:11.63)								
Average Speed [km/h]	51.5	65.8	64.7	64.2	66.2	62.0								
Top Speed [km/h]	66.6	66.6	65.3	65.7	67.1	64.9								
Avg. Dist. to Rail [m]	4.3	1.5	0.7	1.1	2.6	3.0								
Avg. Stride Freq. [Hz]	2.3	2.4	2.3	2.3	2.4	2.4								
Avg. Stride Length [m]	6.2	7.3	7.3	7.6	7.5	7.2								





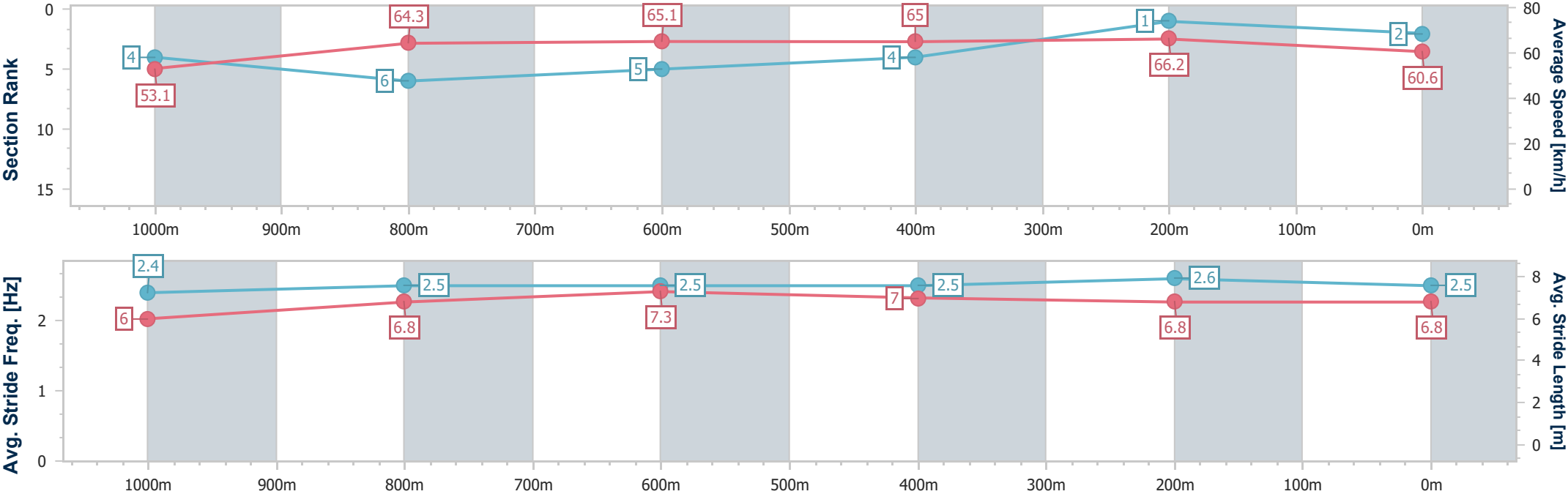
Horse/Jockey Name	Midnight In Tokyo
Final Rank	2
Fastest Section Time (Section)	0:10.89 (400m)
Top Speed [km/h] (Section)	67.0 (400m)
Race State	Finished



Eagle FarmProfessional
Race 6: MAGIC MILLIONS NUDGEY STAKES - 1200m
03 January 2026 - 15:18
Track Rating: Soft 5, Weather: Overcast, Rail Position: True



Section	Overall	1000m	800m	600m	400m	200m							
Section Times	1:10.09 [2] (0:13.58)	0:56.51 [4] (0:11.36)	0:45.15 [6] (0:11.19)	0:33.96 [5] (0:11.21)	0:22.75 [4] (0:10.89)	0:11.86 [1] (0:11.86)							
Average Speed [km/h]	53.1	64.3	65.1	65.0	66.2	60.6							
Top Speed [km/h]	64.9	65.1	65.3	65.8	67.0	65.1							
Avg. Dist. to Rail [m]	6.7	2.8	1.9	3.2	8.6	8.7							
Avg. Stride Freq. [Hz]	2.4	2.5	2.5	2.5	2.6	2.5							
Avg. Stride Length [m]	6.0	6.8	7.3	7.0	6.8	6.8							



[] Ranking at each section and finish
-.-.- No data available at this section
NA No data available



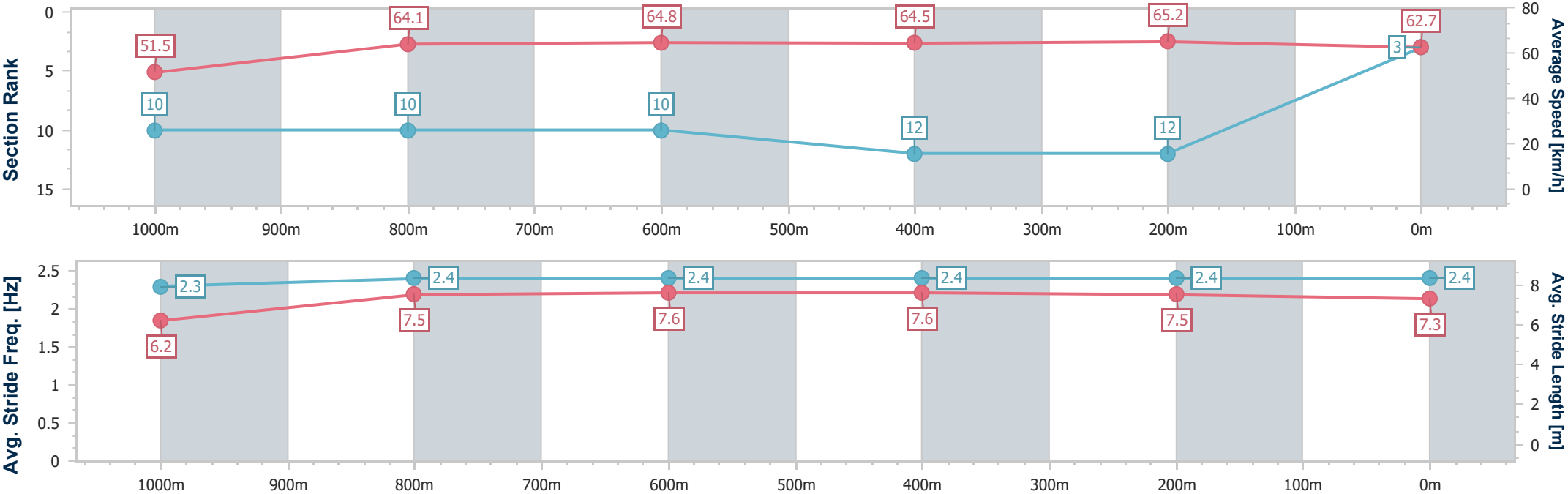
Horse/Jockey Name	Sunset Dreaming
Final Rank	3
Fastest Section Time (Section)	0:11.03 (400m)
Top Speed [km/h] (Section)	66.0 (400m)
Race State	Finished



Eagle Farm Professional
Race 6: MAGIC MILLIONS NUDGE STAKES - 1200m
03 January 2026 - 15:18
Track Rating: Soft 5, Weather: Overcast, Rail Position: True



Section	Overall	1000m	800m	600m	400m	200m								
Section Times	1:10.37 [3] (0:14.02)	0:56.35 [10] (0:11.33)	0:45.02 [10] (0:11.20)	0:33.82 [10] (0:11.27)	0:22.55 [12] (0:11.03)	0:11.52 [12] (0:11.52)								
Average Speed [km/h]	51.5	64.1	64.8	64.5	65.2	62.7								
Top Speed [km/h]	65.9	65.1	65.7	65.2	66.0	64.9								
Avg. Dist. to Rail [m]	5.2	1.6	1.0	2.2	8.6	10.5								
Avg. Stride Freq. [Hz]	2.3	2.4	2.4	2.4	2.4	2.4								
Avg. Stride Length [m]	6.2	7.5	7.6	7.6	7.5	7.3								





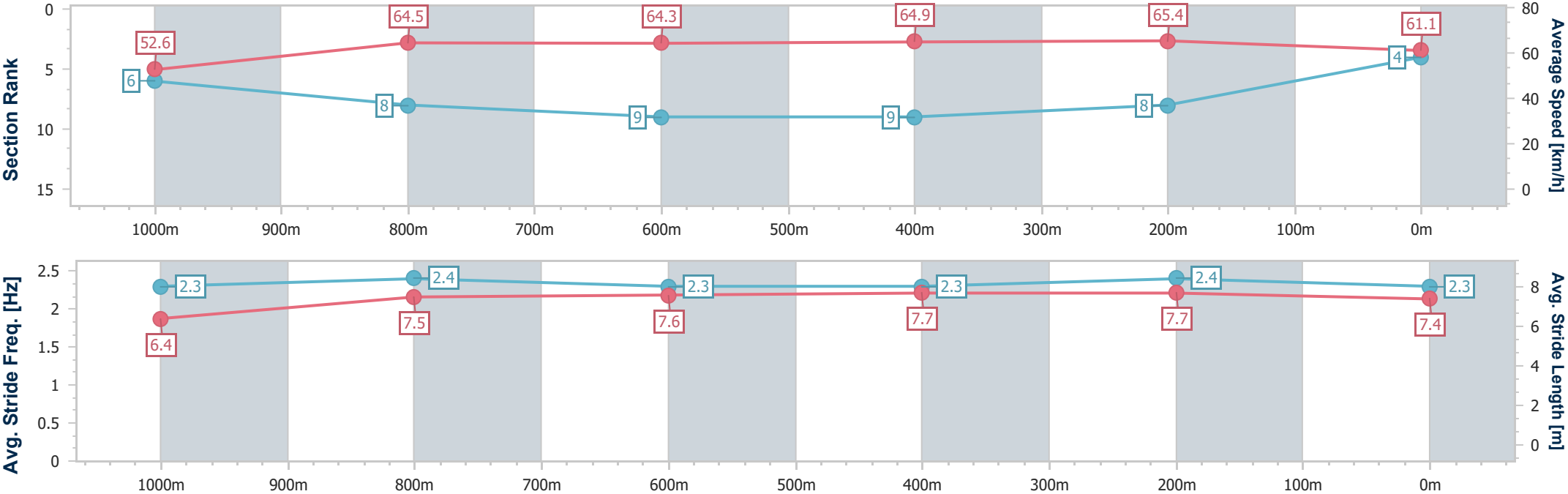
Horse/Jockey Name	Zouperb
Final Rank	4
Fastest Section Time (Section)	0:11.00 (400m)
Top Speed [km/h] (Section)	66.6 (400m)
Race State	Finished



Eagle FarmProfessional
Race 6: MAGIC MILLIONS NUDGEY STAKES - 1200m
03 January 2026 - 15:18
Track Rating: Soft 5, Weather: Overcast, Rail Position: True



Section	Overall	1000m	800m	600m	400m	200m								
Section Times	1:10.43 [4] (0:13.74)	0:56.69 [6] (0:11.28)	0:45.41 [8] (0:11.32)	0:34.09 [9] (0:11.31)	0:22.78 [9] (0:11.00)	0:11.78 [8] (0:11.78)								
Average Speed [km/h]	52.6	64.5	64.3	64.9	65.4	61.1								
Top Speed [km/h]	66.1	65.9	65.1	65.7	66.6	63.5								
Avg. Dist. to Rail [m]	3.2	2.5	2.3	3.3	8.4	7.4								
Avg. Stride Freq. [Hz]	2.3	2.4	2.3	2.3	2.4	2.3								
Avg. Stride Length [m]	6.4	7.5	7.6	7.7	7.7	7.4								





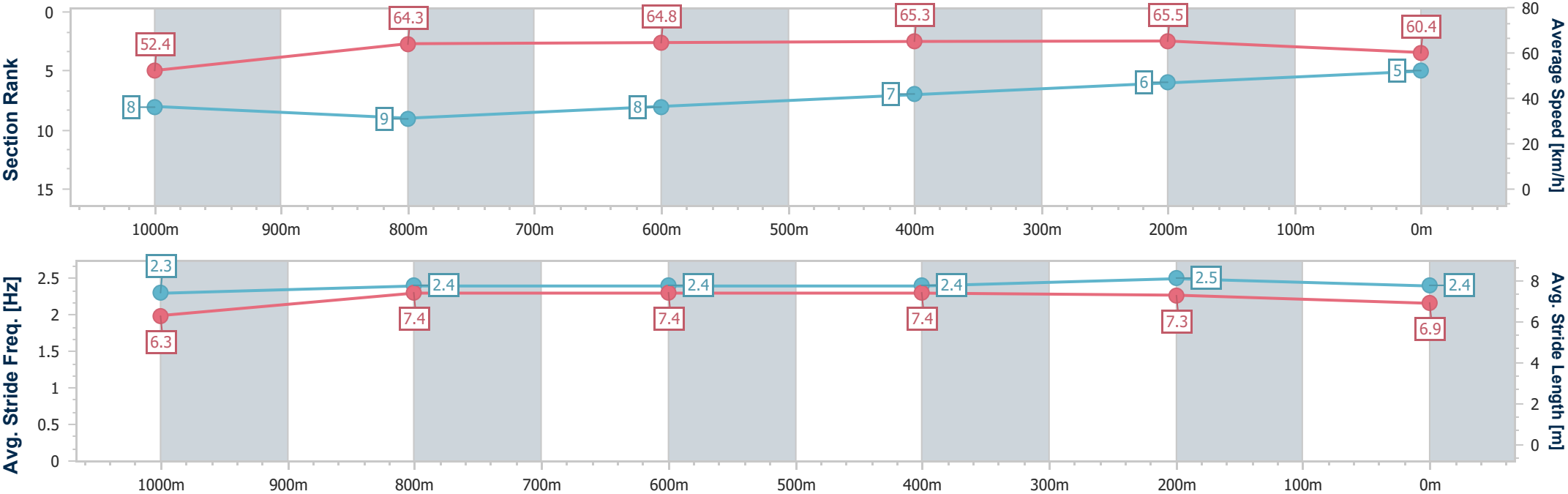
Horse/Jockey Name	Navyonthehighway
Final Rank	5
Fastest Section Time (Section)	0:11.02 (400m)
Top Speed [km/h] (Section)	66.2 (400m)
Race State	Finished



Eagle Farm Professional
Race 6: MAGIC MILLIONS NUDGE STAKES - 1200m
03 January 2026 - 15:18
Track Rating: Soft 5, Weather: Overcast, Rail Position: True



Section	Overall	1000m	800m	600m	400m	200m								
Section Times	1:10.45 [5] (0:13.79)	0:56.66 [8] (0:11.33)	0:45.33 [9] (0:11.16)	0:34.17 [8] (0:11.20)	0:22.97 [7] (0:11.02)	0:11.95 [6] (0:11.95)								
Average Speed [km/h]	52.4	64.3	64.8	65.3	65.5	60.4								
Top Speed [km/h]	64.1	66.2	65.5	66.1	66.2	64.0								
Avg. Dist. to Rail [m]	7.6	2.6	1.3	3.2	9.7	9.3								
Avg. Stride Freq. [Hz]	2.3	2.4	2.4	2.4	2.5	2.4								
Avg. Stride Length [m]	6.3	7.4	7.4	7.4	7.3	6.9								





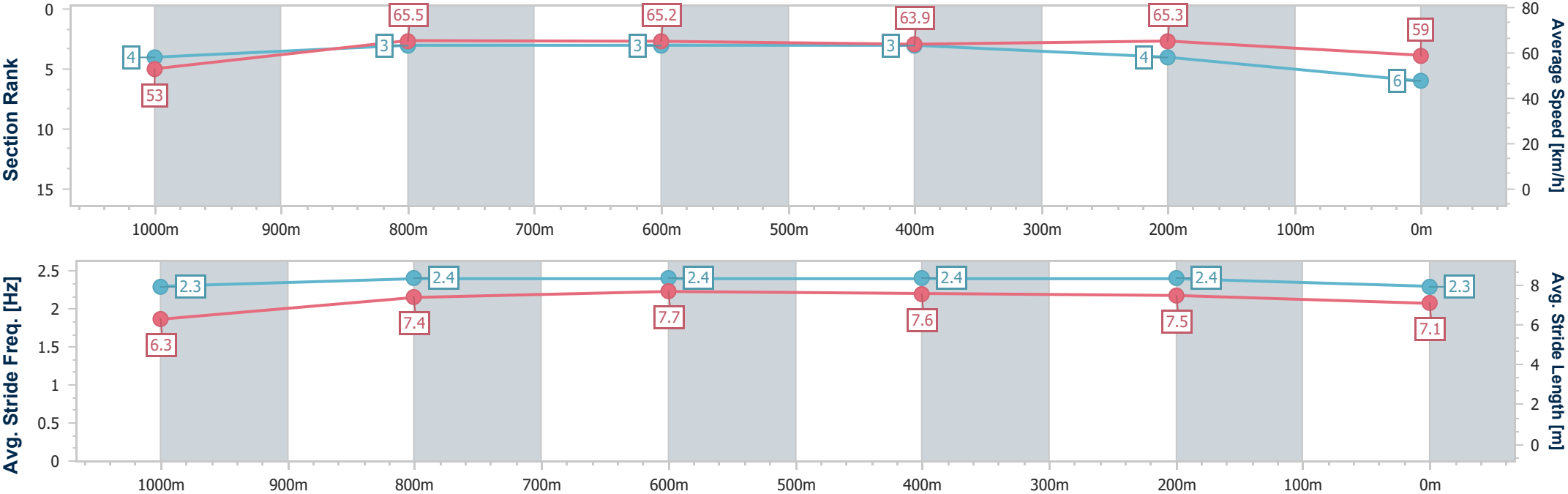
Horse/Jockey Name	Give Giggles
Final Rank	6
Fastest Section Time (Section)	0:11.06 (400m)
Top Speed [km/h] (Section)	66.9 (1000m)
Race State	Finished



Eagle Farm Professional
Race 6: MAGIC MILLIONS NUDGE STAKES - 1200m
03 January 2026 - 15:18
Track Rating: Soft 5, Weather: Overcast, Rail Position: True



Section	Overall	1000m	800m	600m	400m	200m							
Section Times	1:10.53 [6] (0:13.58)	0:56.95 [4] (0:11.19)	0:45.76 [3] (0:11.16)	0:34.60 [3] (0:11.39)	0:23.21 [3] (0:11.06)	0:12.15 [4] (0:12.15)							
Average Speed [km/h]	53.0	65.5	65.2	63.9	65.3	59.0							
Top Speed [km/h]	65.8	66.9	65.8	64.7	66.1	63.0							
Avg. Dist. to Rail [m]	5.5	3.3	2.0	2.7	7.4	6.5							
Avg. Stride Freq. [Hz]	2.3	2.4	2.4	2.4	2.4	2.3							
Avg. Stride Length [m]	6.3	7.4	7.7	7.6	7.5	7.1							





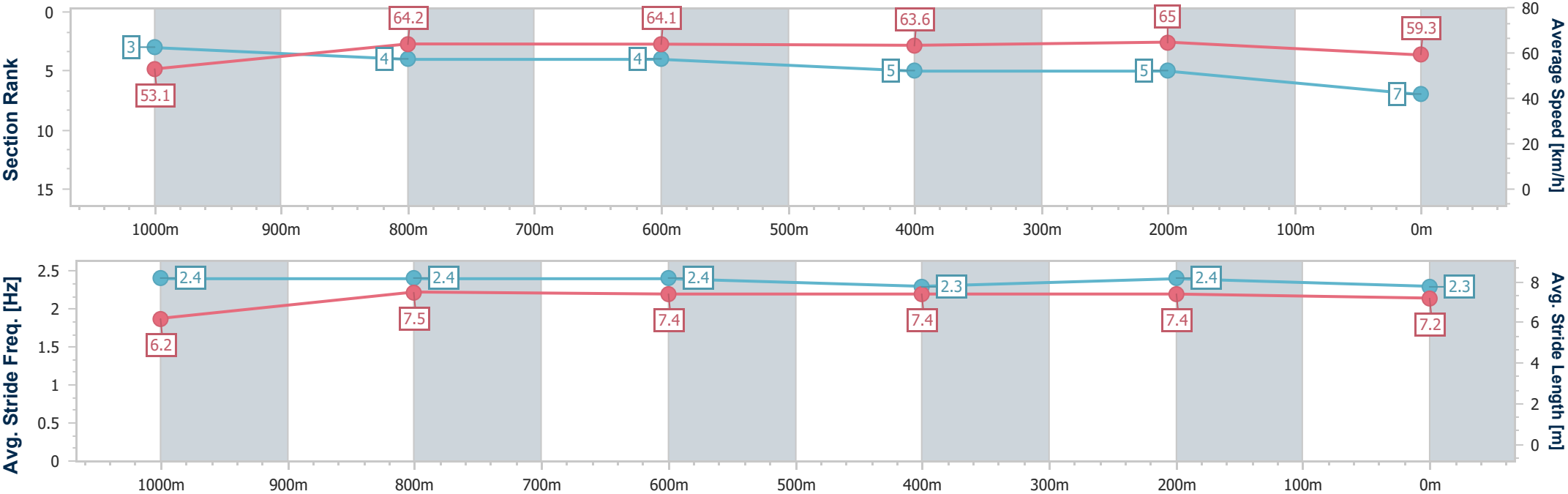
Horse/Jockey Name	Dance To The Boom
Final Rank	7
Fastest Section Time (Section)	0:11.11 (400m)
Top Speed [km/h] (Section)	65.7 (Overall)
Race State	Finished



Eagle Farm Professional
Race 6: MAGIC MILLIONS NUDGE STAKES - 1200m
03 January 2026 - 15:18
Track Rating: Soft 5, Weather: Overcast, Rail Position: True



Section	Overall	1000m	800m	600m	400m	200m								
Section Times	1:10.57 [7] (0:13.57)	0:57.00 [3] (0:11.30)	0:45.70 [4] (0:11.24)	0:34.46 [4] (0:11.23)	0:23.23 [5] (0:11.11)	0:12.12 [5] (0:12.12)								
Average Speed [km/h]	53.1	64.2	64.1	63.6	65.0	59.3								
Top Speed [km/h]	65.7	64.9	65.2	64.6	65.3	63.4								
Avg. Dist. to Rail [m]	0.8	1.4	0.4	1.0	1.3	2.2								
Avg. Stride Freq. [Hz]	2.4	2.4	2.4	2.3	2.4	2.3								
Avg. Stride Length [m]	6.2	7.5	7.4	7.4	7.4	7.2								





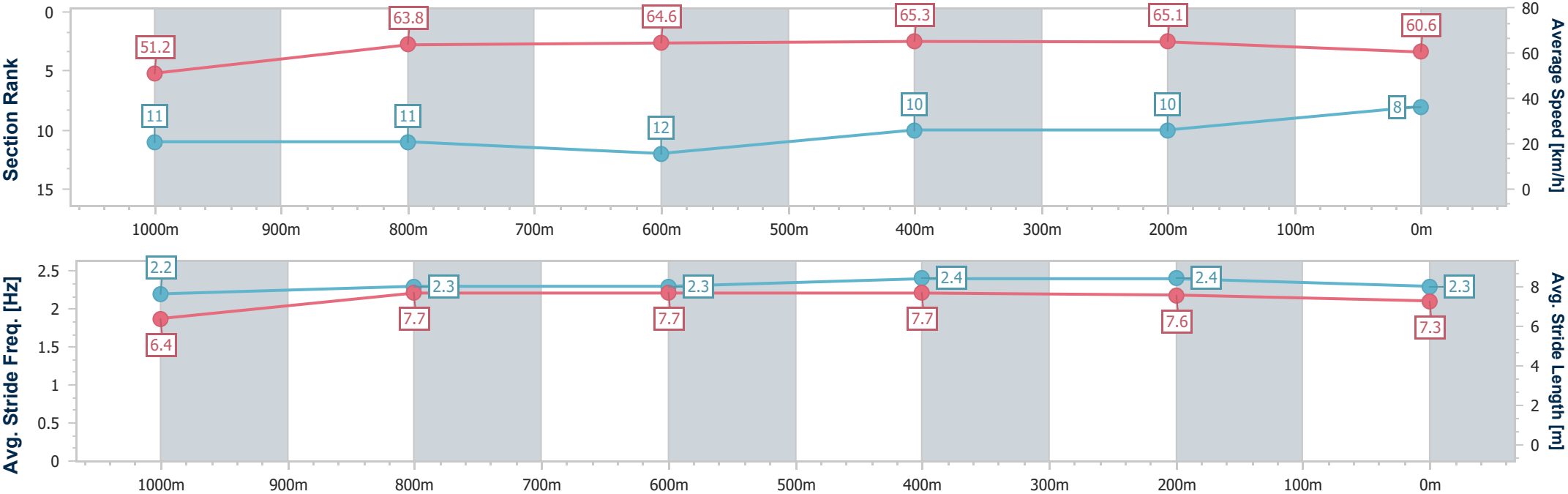
Horse/Jockey Name	Dragonne Rouge
Final Rank	8
Fastest Section Time (Section)	0:11.03 (400m)
Top Speed [km/h] (Section)	66.0 (1000m)
Race State	Finished



Eagle FarmProfessional
Race 6: MAGIC MILLIONS NUDGEY STAKES - 1200m
03 January 2026 - 15:18
Track Rating: Soft 5, Weather: Overcast, Rail Position: True



Section	Overall	1000m	800m	600m	400m	200m							
Section Times	1:10.68 [8] (0:14.08)	0:56.60 [11] (0:11.38)	0:45.22 [11] (0:11.16)	0:34.06 [12] (0:11.14)	0:22.92 [10] (0:11.03)	0:11.89 [10] (0:11.89)							
Average Speed [km/h]	51.2	63.8	64.6	65.3	65.1	60.6							
Top Speed [km/h]	65.0	66.0	65.9	65.8	65.9	63.4							
Avg. Dist. to Rail [m]	7.5	1.2	1.2	1.3	1.7	2.0							
Avg. Stride Freq. [Hz]	2.2	2.3	2.3	2.4	2.4	2.3							
Avg. Stride Length [m]	6.4	7.7	7.7	7.7	7.6	7.3							





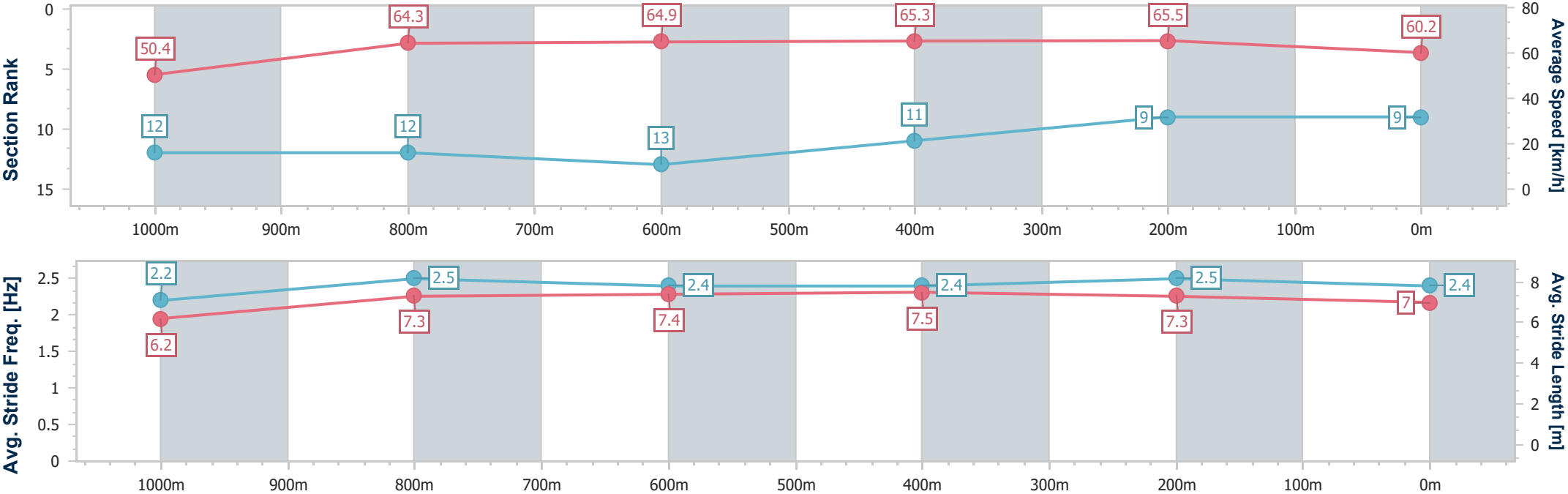
Horse/Jockey Name	Red Defcon
Final Rank	9
Fastest Section Time (Section)	0:11.00 (400m)
Top Speed [km/h] (Section)	66.6 (600m)
Race State	Finished



Eagle Farm Professional
Race 6: MAGIC MILLIONS NUDGE STAKES - 1200m
03 January 2026 - 15:18
Track Rating: Soft 5, Weather: Overcast, Rail Position: True



Section	Overall	1000m	800m	600m	400m	200m								
Section Times	1:10.70 [9] (0:14.31)	0:56.39 [12] (0:11.30)	0:45.09 [12] (0:11.08)	0:34.01 [13] (0:11.08)	0:22.93 [11] (0:11.00)	0:11.93 [9] (0:11.93)								
Average Speed [km/h]	50.4	64.3	64.9	65.3	65.5	60.2								
Top Speed [km/h]	64.9	65.9	65.9	66.6	66.6	63.0								
Avg. Dist. to Rail [m]	5.6	1.5	0.3	0.5	0.7	0.5								
Avg. Stride Freq. [Hz]	2.2	2.5	2.4	2.4	2.5	2.4								
Avg. Stride Length [m]	6.2	7.3	7.4	7.5	7.3	7.0								





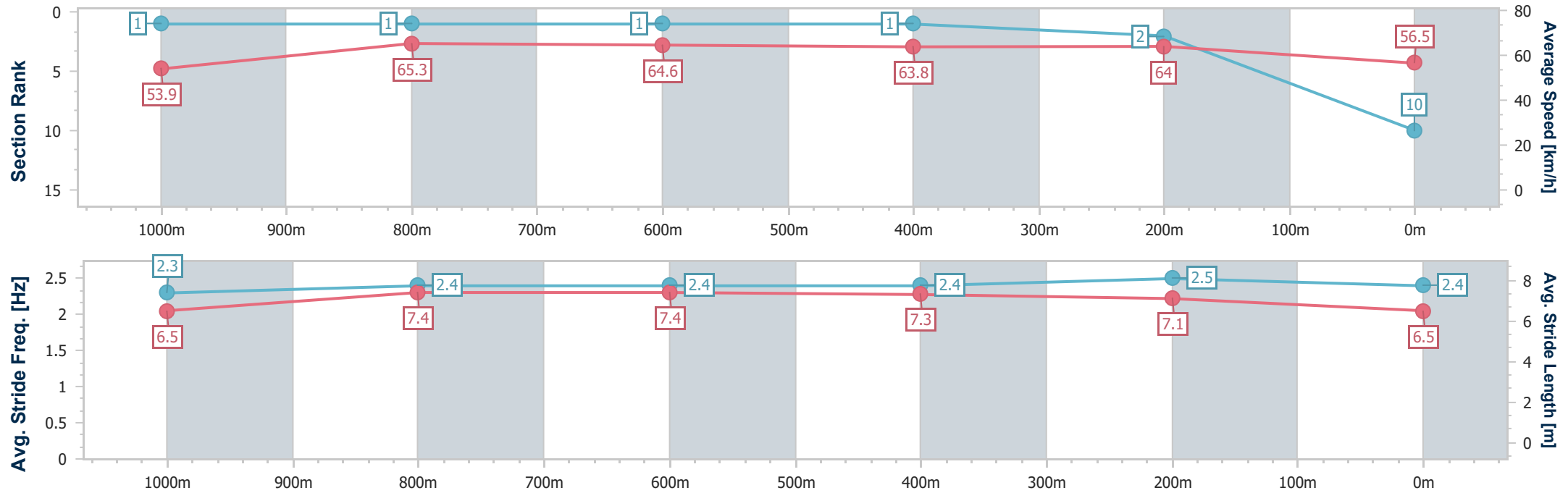
Horse/Jockey Name	Liquor
Final Rank	10
Fastest Section Time (Section)	0:11.13 (1000m)
Top Speed [km/h] (Section)	66.5 (Overall)
Race State	Finished



Eagle FarmProfessional
Race 6: MAGIC MILLIONS NUDGEES STAKES - 1200m
03 January 2026 - 15:18
Track Rating: Soft 5, Weather: Overcast, Rail Position: True



Section	Overall	1000m	800m	600m	400m	200m							
Section Times	1:11.01 [10] (0:13.36)	0:57.65 [1] (0:11.13)	0:46.52 [1] (0:11.17)	0:35.35 [1] (0:11.35)	0:24.00 [1] (0:11.27)	0:12.73 [2] (0:12.73)							
Average Speed [km/h]	53.9	65.3	64.6	63.8	64.0	56.5							
Top Speed [km/h]	66.5	66.1	65.4	64.9	65.4	61.2							
Avg. Dist. to Rail [m]	2.8	1.5	1.1	1.2	4.6	4.5							
Avg. Stride Freq. [Hz]	2.3	2.4	2.4	2.4	2.5	2.4							
Avg. Stride Length [m]	6.5	7.4	7.4	7.3	7.1	6.5							





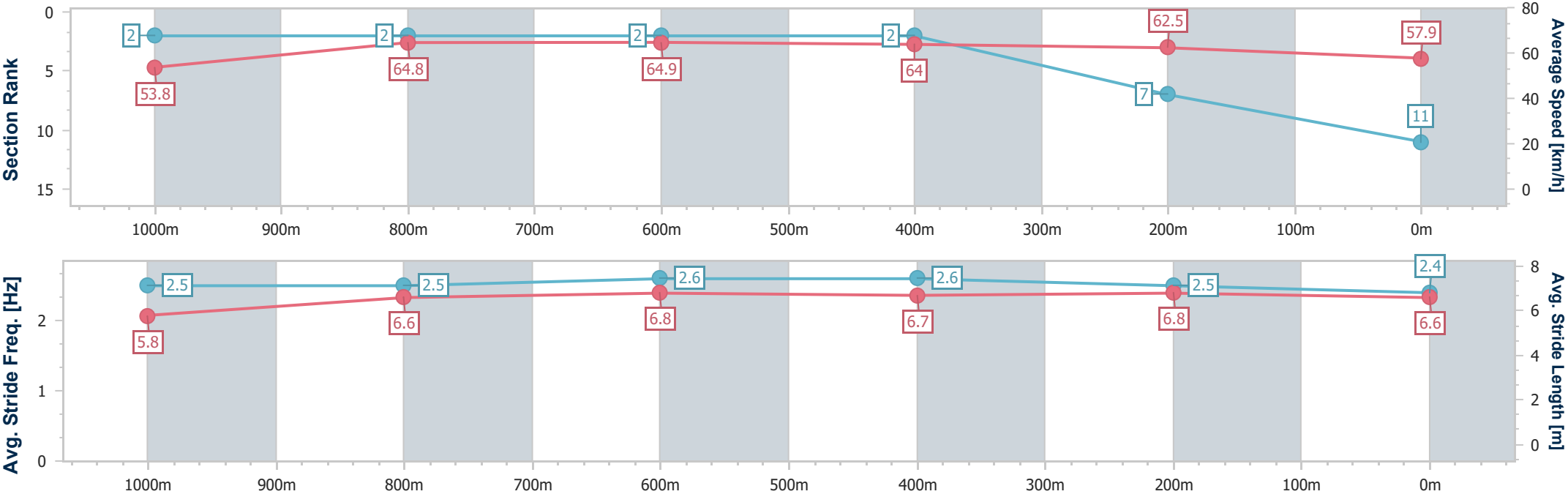
Horse/Jockey Name	Hermanita
Final Rank	11
Fastest Section Time (Section)	0:11.16 (800m)
Top Speed [km/h] (Section)	66.3 (Overall)
Race State	Finished



Eagle FarmProfessional
Race 6: MAGIC MILLIONS NUDGE STAKES - 1200m
03 January 2026 - 15:18
Track Rating: Soft 5, Weather: Overcast, Rail Position: True



Section	Overall	1000m	800m	600m	400m	200m							
Section Times	1:11.03 [11] (0:13.40)	0:57.63 [2] (0:11.18)	0:46.45 [2] (0:11.16)	0:35.29 [2] (0:11.38)	0:23.91 [2] (0:11.49)	0:12.42 [7] (0:12.42)							
Average Speed [km/h]	53.8	64.8	64.9	64.0	62.5	57.9							
Top Speed [km/h]	66.3	65.7	65.5	64.8	63.8	60.4							
Avg. Dist. to Rail [m]	4.1	1.8	0.9	2.1	6.5	6.6							
Avg. Stride Freq. [Hz]	2.5	2.5	2.6	2.6	2.5	2.4							
Avg. Stride Length [m]	5.8	6.6	6.8	6.7	6.8	6.6							





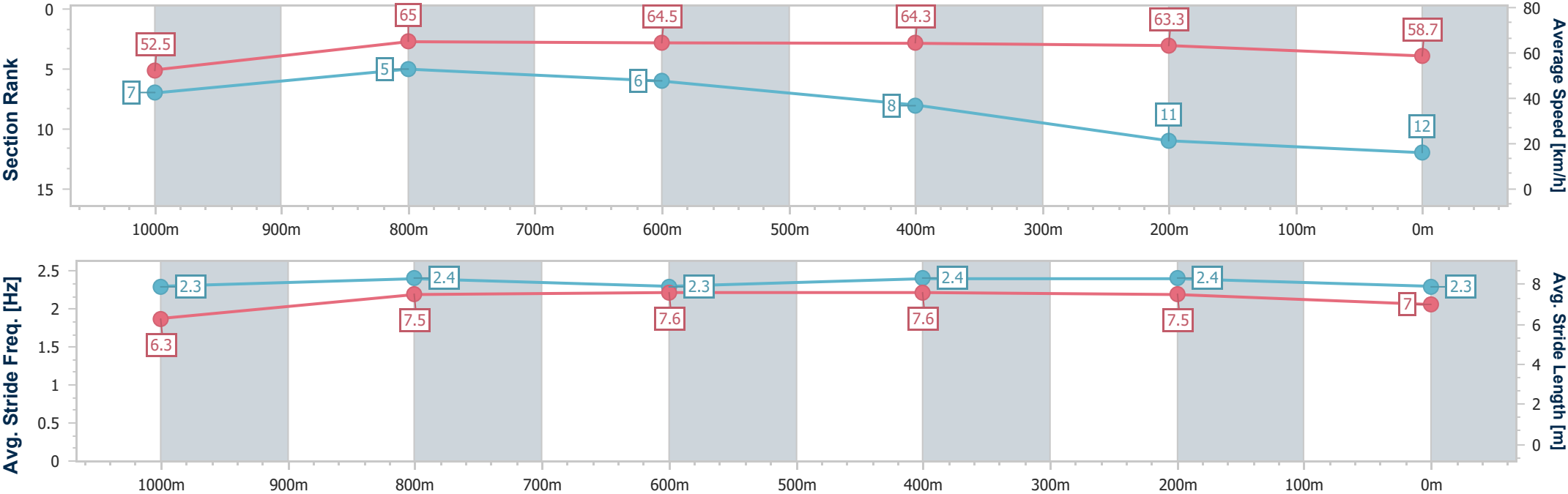
Horse/Jockey Name	Hiatus
Final Rank	12
Fastest Section Time (Section)	0:11.15 (1000m)
Top Speed [km/h] (Section)	67.3 (Overall)
Race State	Finished



Eagle FarmProfessional
Race 6: MAGIC MILLIONS NUDGE STAKES - 1200m
03 January 2026 - 15:18
Track Rating: Soft 5, Weather: Overcast, Rail Position: True



Section	Overall	1000m	800m	600m	400m	200m							
Section Times	1:11.13 [12] (0:13.75)	0:57.38 [7] (0:11.15)	0:46.23 [5] (0:11.26)	0:34.97 [6] (0:11.35)	0:23.62 [8] (0:11.34)	0:12.28 [11] (0:12.28)							
Average Speed [km/h]	52.5	65.0	64.5	64.3	63.3	58.7							
Top Speed [km/h]	67.3	66.3	65.9	65.6	64.9	62.0							
Avg. Dist. to Rail [m]	1.1	1.5	1.9	2.7	5.3	4.3							
Avg. Stride Freq. [Hz]	2.3	2.4	2.3	2.4	2.4	2.3							
Avg. Stride Length [m]	6.3	7.5	7.6	7.6	7.5	7.0							





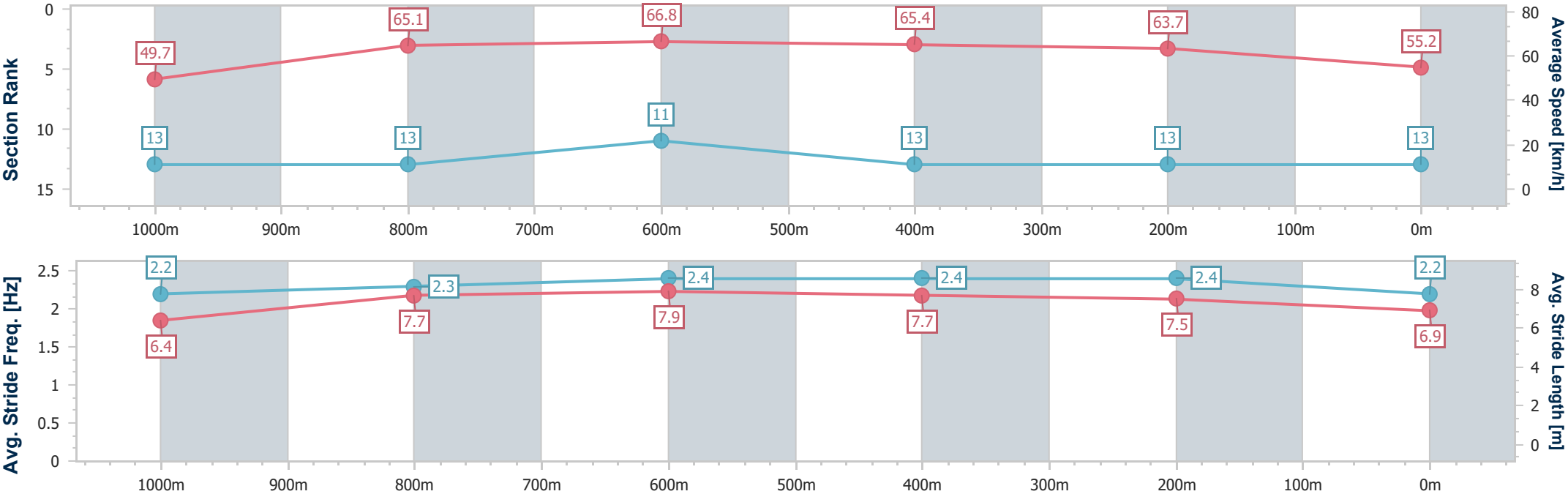
Horse/Jockey Name	Shalaa's Moment
Final Rank	13
Fastest Section Time (Section)	0:10.92 (800m)
Top Speed [km/h] (Section)	68.8 (800m)
Race State	Finished



Eagle Farm Professional
Race 6: MAGIC MILLIONS NUDGE STAKES - 1200m
03 January 2026 - 15:18
Track Rating: Soft 5, Weather: Overcast, Rail Position: True



Section	Overall	1000m	800m	600m	400m	200m							
Section Times	1:12.15 [13] (0:14.48)	0:57.67 [13] (0:11.19)	0:46.48 [13] (0:10.92)	0:35.56 [11] (0:11.25)	0:24.31 [13] (0:11.27)	0:13.04 [13] (0:13.04)							
Average Speed [km/h]	49.7	65.1	66.8	65.4	63.7	55.2							
Top Speed [km/h]	63.3	68.4	68.8	66.3	66.3	61.8							
Avg. Dist. to Rail [m]	1.1	2.0	3.1	4.3	9.7	10.6							
Avg. Stride Freq. [Hz]	2.2	2.3	2.4	2.4	2.4	2.2							
Avg. Stride Length [m]	6.4	7.7	7.9	7.7	7.5	6.9							





Eagle Farm Professional

Race 7: MAGIC MILLIONS VO ROGUE PLATE - 1300m

03 January 2026 - 15:59



BRISBANE
RACING CLUB

Track Rating: Good 4, Weather: Overcast, Rail Position: True

Section							Overall	1200m	1000m	800m	600m	400m	Last 600m		
Field Times							1:15.56 (0:07.52)	1:08.04 (0:10.70)	0:57.34 (0:10.87)	0:46.47 (0:11.35)	0:35.12 (0:11.66)	0:23.46 (0:11.37)	0:35.12		
Rank	TAB	Horse/Jockey	Barrier	Top Speed [km/h]	Fastest Section									Distance Travelled [m]	
1	2	NINJA	11	68.3	0:08.19	1:15.56 [1]	1:07.37 [13]	0:56.54 [11]	0:45.25 [11]	0:34.14 [11]	0:23.08 [8]	0:34.14			
		Tommy Berry		1200m	Overall	(0:08.19)	(0:10.83)	(0:11.29)	(0:11.11)	(0:11.06)	(0:10.99)				
2	9	SMEXY	13	66.8	0:08.08	1:16.37 [2]	1:08.29 [11]	0:57.24 [12]	0:45.89 [13]	0:34.80 [12]	0:23.54 [12]	0:34.80			
		Tiffani Brooker		1200m	Overall	(0:08.08)	(0:11.05)	(0:11.35)	(0:11.09)	(0:11.26)	(0:11.25)	+9			
3	12	ADORABLE THOUGHT	6	67.5	0:07.94	1:16.48 [3]	1:08.54 [10]	0:57.49 [10]	0:46.34 [10]	0:35.14 [10]	0:23.84 [10]	0:35.14			
		Martin Harley		1200m	Overall	(0:07.94)	(0:11.05)	(0:11.15)	(0:11.20)	(0:11.30)	(0:11.47)	+2			
4	6	O' OLE	5	67.1	0:07.63	1:16.62 [4]	1:08.99 [4]	0:58.04 [5]	0:46.83 [7]	0:35.46 [7]	0:24.04 [9]	0:35.46			
		Jason Collett		1200m	Overall	(0:07.63)	(0:10.95)	(0:11.21)	(0:11.37)	(0:11.42)	(0:11.48)	+4			
5	11	SHADY ROAD	1	67.6	0:07.91	1:16.65 [5]	1:08.74 [8]	0:57.90 [8]	0:46.97 [5]	0:35.90 [4]	0:24.53 [3]	0:35.90			
		Ben Thompson		1000m	Overall	(0:07.91)	(0:10.84)	(0:10.93)	(0:11.07)	(0:11.37)	(0:11.64)	-5			
6	1	DAMIEN	9	70.1	0:07.79	1:16.72 [6]	1:08.93 [5]	0:58.24 [4]	0:47.17 [4]	0:36.02 [3]	0:24.62 [1]	0:36.02			
		Craig Williams		1200m	Overall	(0:07.79)	(0:10.69)	(0:11.07)	(0:11.15)	(0:11.40)	(0:11.65)	+5			
7	4	BIG PAPA	4	68.3	0:07.85	1:16.81 [7]	1:08.96 [6]	0:58.20 [6]	0:47.07 [6]	0:35.77 [6]	0:24.54 [4]	0:35.77			
		Rachel King		1200m	Overall	(0:07.85)	(0:10.76)	(0:11.13)	(0:11.30)	(0:11.23)	(0:11.47)	+7			
8	14	VIVIAN'S EXPRESS	3	66.8	0:07.91	1:16.94 [8]	1:09.03 [9]	0:58.01 [9]	0:46.87 [9]	0:35.73 [9]	0:24.53 [5]	0:35.73			
		Daniel Moor		1200m	Overall	(0:07.91)	(0:11.02)	(0:11.14)	(0:11.14)	(0:11.20)	(0:11.68)	+1			
9	8	HI BARBIE	10	66.3	0:08.12	1:16.98 [9]	1:08.86 [12]	0:57.77 [13]	0:46.51 [12]	0:35.34 [13]	0:23.96 [13]	0:35.34			
		Tim Clark		400m	Overall	(0:08.12)	(0:11.09)	(0:11.26)	(0:11.17)	(0:11.38)	(0:11.43)	+5			
10	3	LOCKYER	8	68.5	0:07.88	1:17.09 [10]	1:09.21 [7]	0:58.41 [7]	0:47.09 [8]	0:35.91 [8]	0:24.42 [11]	0:35.91			
		Angela Jones		1200m	Overall	(0:07.88)	(0:10.80)	(0:11.32)	(0:11.18)	(0:11.49)	(0:11.46)	+8			

Scratched: Kickuphigh (#10)

Report Created: Sat 3 January 2026 16:48 GMT+10 (Note: Timing is based on position data)

Page 1/17

[] Ranking at each section and finish
-:-:- No data available at this section
NA No data available

SCN Saddle cloth number
DNF Did not finish
DNT Did not track

data processed by  TRIPLESDATA



Eagle Farm Professional

Race 7: MAGIC MILLIONS VO ROGUE PLATE - 1300m

03 January 2026 - 15:59



BRISBANE
RACING CLUB

Track Rating: Good 4, Weather: Overcast, Rail Position: True

Section						Overall	1200m	1000m	800m	600m	400m	Last 600m	
Field Times						1:15.56 (0:07.52)	1:08.04 (0:10.70)	0:57.34 (0:10.87)	0:46.47 (0:11.35)	0:35.12 (0:11.66)	0:23.46 (0:11.37)	0:35.12	
Rank	TAB	Horse/Jockey	Barrier	Top Speed [km/h]	Fastest Section							Distance Travelled [m]	
11	7	VOODOO LASS	12	68.6	0:07.54	1:18.57 [11]	1:11.03 [2]	1:00.31 [2]	0:49.29 [2]	0:37.95 [2]	0:26.15 [7]	0:37.95	+2
		Jake Bayliss		1200m	Overall	(0:07.54)	(0:10.72)	(0:11.02)	(0:11.34)	(0:11.80)	(0:12.33)		
12	5	METAL MAN	7	66.8	0:07.54	1:19.09 [12]	1:11.55 [3]	1:00.64 [3]	0:49.61 [3]	0:38.34 [5]	0:26.68 [6]	0:38.34	+4
		Michael Rodd		1200m	Overall	(0:07.54)	(0:10.91)	(0:11.03)	(0:11.27)	(0:11.66)	(0:12.23)		
13	13	DIALIDAE	2	68.6	0:07.52	1:19.15 [13]	1:11.63 [1]	1:00.93 [1]	0:50.06 [1]	0:38.71 [1]	0:27.03 [2]	0:38.71	+0
		Kerrin McEvoy		1200m	Overall	(0:07.52)	(0:10.70)	(0:10.87)	(0:11.35)	(0:11.68)	(0:12.03)		

Scratched: Kickuphigh (#10)



Eagle Farm Professional

Race 7: MAGIC MILLIONS VO ROGUE PLATE - 1300m

03 January 2026 - 15:59



BRISBANE
RACING CLUB

Track Rating: Good 4, Weather: Overcast, Rail Position: True

Section Field Times				200m 0:12.09 (0:12.09)		Last 600m 0:35.12			
Rank	TAB	Horse/Jockey	Barrier	Top Speed [km/h]	Fastest Section	Margin			Distance Travelled [m]
1	2	NINJA	11	68.3	0:08.19	0:12.09 [1]	1:15.56		0:34.14
		Tommy Berry		1200m	Overall	(0:12.09)			
2	9	SMEXY	13	66.8	0:08.08	0:12.29 [6]	4.79L		0:34.80 +9
		Tiffani Brooker		1200m	Overall	(0:12.29)			
3	12	ADORABLE THOUGHT	6	67.5	0:07.94	0:12.37 [8]	5.44L		0:35.14 +2
		Martin Harley		1200m	Overall	(0:12.37)			
4	6	O' OLE	5	67.1	0:07.63	0:12.56 [5]	6.27L		0:35.46 +4
		Jason Collett		1200m	Overall	(0:12.56)			
5	11	SHADY ROAD	1	67.6	0:07.91	0:12.89 [4]	6.41L		0:35.90 -5
		Ben Thompson		1000m	Overall	(0:12.89)			
6	1	DAMIEN	9	70.1	0:07.79	0:12.97 [3]	6.84L		0:36.02 +5
		Craig Williams		1200m	Overall	(0:12.97)			
7	4	BIG PAPA	4	68.3	0:07.85	0:13.07 [2]	7.37L		0:35.77 +7
		Rachel King		1200m	Overall	(0:13.07)			
8	14	VIVIAN'S EXPRESS	3	66.8	0:07.91	0:12.85 [7]	8.15L		0:35.73 +1
		Daniel Moor		1200m	Overall	(0:12.85)			
9	8	HI BARBIE	10	66.3	0:08.12	0:12.53 [11]	8.4L		0:35.34 +5
		Tim Clark		400m	Overall	(0:12.53)			
10	3	LOCKYER	8	68.5	0:07.88	0:12.96 [9]	9.04L		0:35.91 +8
		Angela Jones		1200m	Overall	(0:12.96)			

Scratched: Kickuphigh (#10)

Report Created: Sat 3 January 2026 16:48 GMT+10 (Note: Timing is based on position data)

Page 3/17

[] Ranking at each section and finish
-:-:- No data available at this section
NA No data available

SCN Saddle cloth number
DNF Did not finish
DNT Did not track

data processed by  TRIPLESDATA



Eagle Farm Professional

Race 7: MAGIC MILLIONS VO ROGUE PLATE - 1300m

03 January 2026 - 15:59



BRISBANE
RACING CLUB

Track Rating: Good 4, Weather: Overcast, Rail Position: True

Section		200m					Last 600m		
Field Times		0:12.09 (0:12.09)					0:35.12		
Rank	TAB	Horse/Jockey	Barrier	Top Speed [km/h]	Fastest Section	Margin		Distance Travelled [m]	
11	7	VOODOO LASS	12	68.6	0:07.54	0:13.82 [13]	17.7L	0:37.95	+2
		Jake Bayliss		1200m	Overall	(0:13.82)			
12	5	METAL MAN	7	66.8	0:07.54	0:14.45 [12]	20.81L	0:38.34	+4
		Michael Rodd		1200m	Overall	(0:14.45)			
13	13	DIALIDAE	2	68.6	0:07.52	0:15.00 [10]	21.11L	0:38.71	+0
		Kerrin McEvoy		1200m	Overall	(0:15.00)			

Scratched: Kickuphigh (#10)



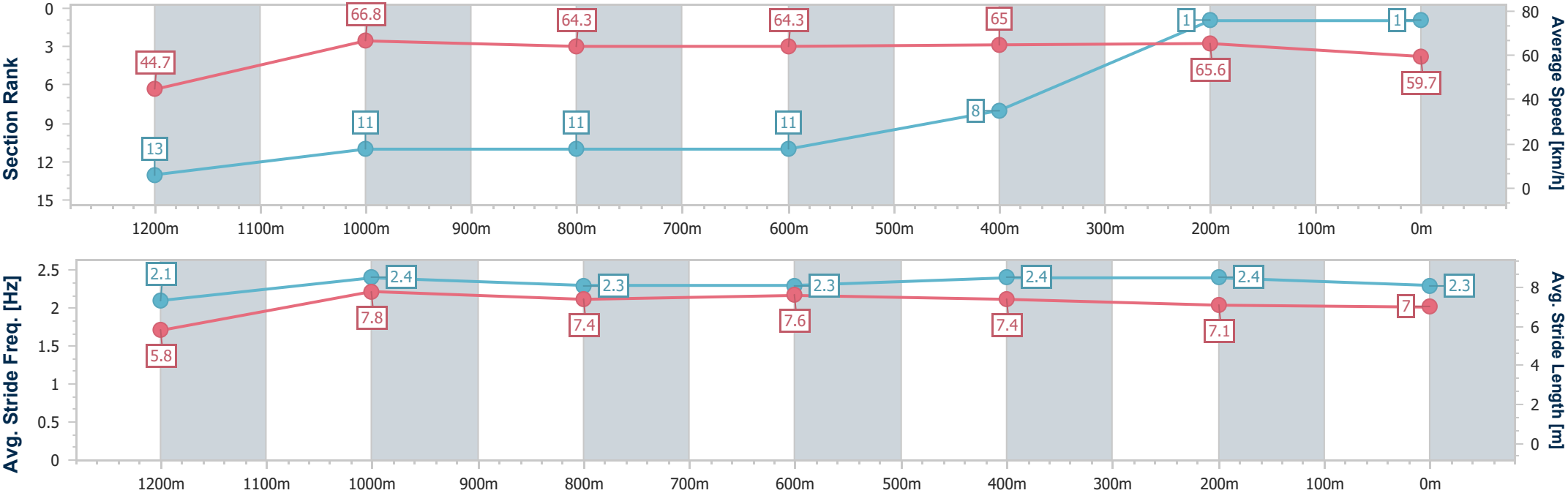
Horse/Jockey Name	Ninja
Final Rank	1
Fastest Section Time (Section)	0:08.19 (Overall)
Top Speed [km/h] (Section)	68.3 (1200m)
Race State	Finished



Eagle FarmProfessional
Race 7: MAGIC MILLIONS VO ROGUE PLATE - 1300m
03 January 2026 - 15:59
Track Rating: Good 4, Weather: Overcast, Rail Position: True



Section	Overall	1200m	1000m	800m	600m	400m	200m						
Section Times	1:15.56 [1] (0:08.19)	1:07.37 [13] (0:10.83)	0:56.54 [11] (0:11.29)	0:45.25 [11] (0:11.11)	0:34.14 [11] (0:11.06)	0:23.08 [8] (0:10.99)	0:12.09 [1] (0:12.09)						
Average Speed [km/h]	44.7	66.8	64.3	64.3	65.0	65.6	59.7						
Top Speed [km/h]	62.9	68.3	67.0	64.9	66.6	66.7	63.8						
Avg. Dist. to Rail [m]	18.7	5.1	1.4	1.3	1.8	4.8	5.8						
Avg. Stride Freq. [Hz]	2.1	2.4	2.3	2.3	2.4	2.4	2.3						
Avg. Stride Length [m]	5.8	7.8	7.4	7.6	7.4	7.1	7.0						





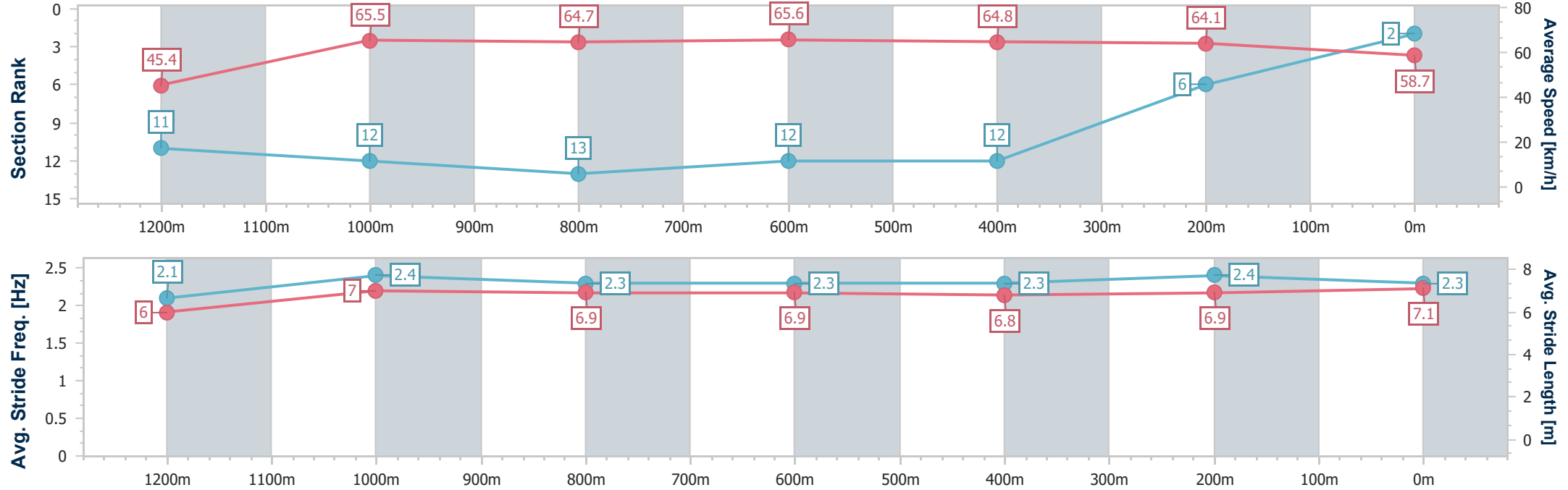
Horse/Jockey Name	Smexy
Final Rank	2
Fastest Section Time (Section)	0:08.08 (Overall)
Top Speed [km/h] (Section)	66.8 (1200m)
Race State	Finished



Eagle FarmProfessional
Race 7: MAGIC MILLIONS VO ROGUE PLATE - 1300m
03 January 2026 - 15:59
Track Rating: Good 4, Weather: Overcast, Rail Position: True



Section	Overall	1200m	1000m	800m	600m	400m	200m						
Section Times	1:16.37 [2] (0:08.08)	1:08.29 [11] (0:11.05)	0:57.24 [12] (0:11.35)	0:45.89 [13] (0:11.09)	0:34.80 [12] (0:11.26)	0:23.54 [12] (0:11.25)	0:12.29 [6] (0:12.29)						
Average Speed [km/h]	45.4	65.5	64.7	65.6	64.8	64.1	58.7						
Top Speed [km/h]	61.3	66.8	66.4	66.0	65.7	65.3	62.3						
Avg. Dist. to Rail [m]	20.5	7.0	3.8	2.5	2.8	8.0	9.2						
Avg. Stride Freq. [Hz]	2.1	2.4	2.3	2.3	2.3	2.4	2.3						
Avg. Stride Length [m]	6.0	7.0	6.9	6.9	6.8	6.9	7.1						





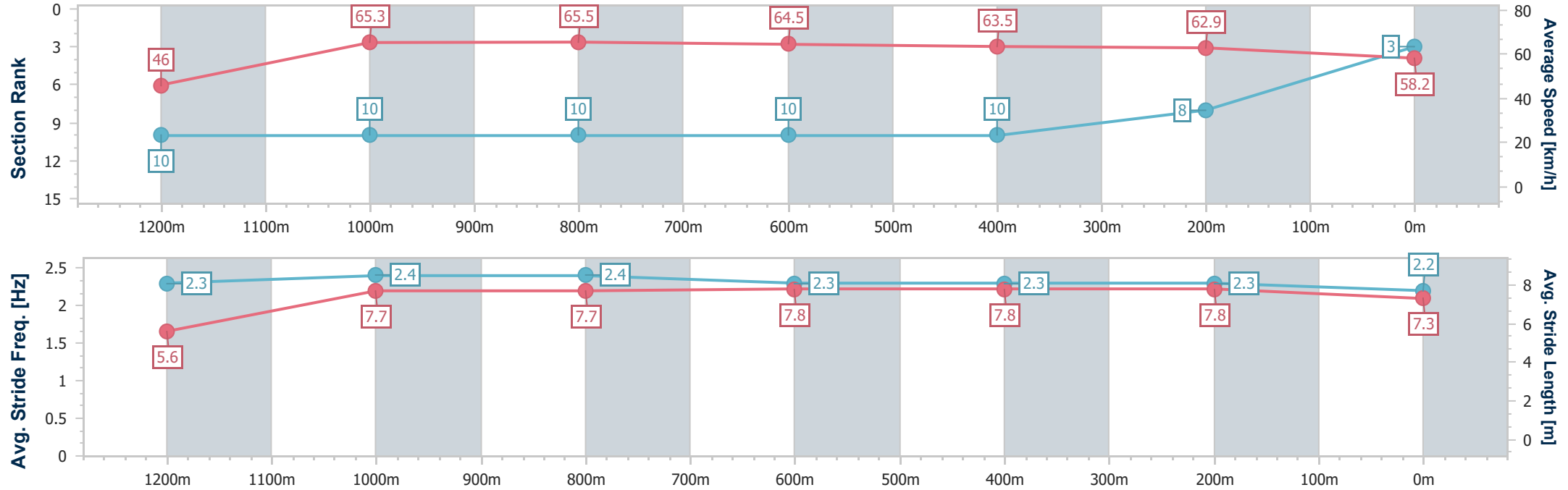
Horse/Jockey Name	Adorable Thought
Final Rank	3
Fastest Section Time (Section)	0:07.94 (Overall)
Top Speed [km/h] (Section)	67.5 (1200m)
Race State	Finished



Eagle FarmProfessional
Race 7: MAGIC MILLIONS VO ROGUE PLATE - 1300m
03 January 2026 - 15:59
Track Rating: Good 4, Weather: Overcast, Rail Position: True



Section	Overall	1200m	1000m	800m	600m	400m	200m						
Section Times	1:16.48 [3] (0:07.94)	1:08.54 [10] (0:11.05)	0:57.49 [10] (0:11.15)	0:46.34 [10] (0:11.20)	0:35.14 [10] (0:11.30)	0:23.84 [10] (0:11.47)	0:12.37 [8] (0:12.37)						
Average Speed [km/h]	46.0	65.3	65.5	64.5	63.5	62.9	58.2						
Top Speed [km/h]	61.0	67.5	66.4	65.1	64.0	63.8	61.5						
Avg. Dist. to Rail [m]	13.3	4.7	2.7	1.0	0.8	2.3	3.5						
Avg. Stride Freq. [Hz]	2.3	2.4	2.4	2.3	2.3	2.3	2.2						
Avg. Stride Length [m]	5.6	7.7	7.7	7.8	7.8	7.8	7.3						



- [] Ranking at each section and finish
- .-.- No data available at this section
- NA No data available



Horse/Jockey Name	O' Ole
Final Rank	4
Fastest Section Time (Section)	0:07.63 (Overall)
Top Speed [km/h] (Section)	67.1 (1200m)
Race State	Finished

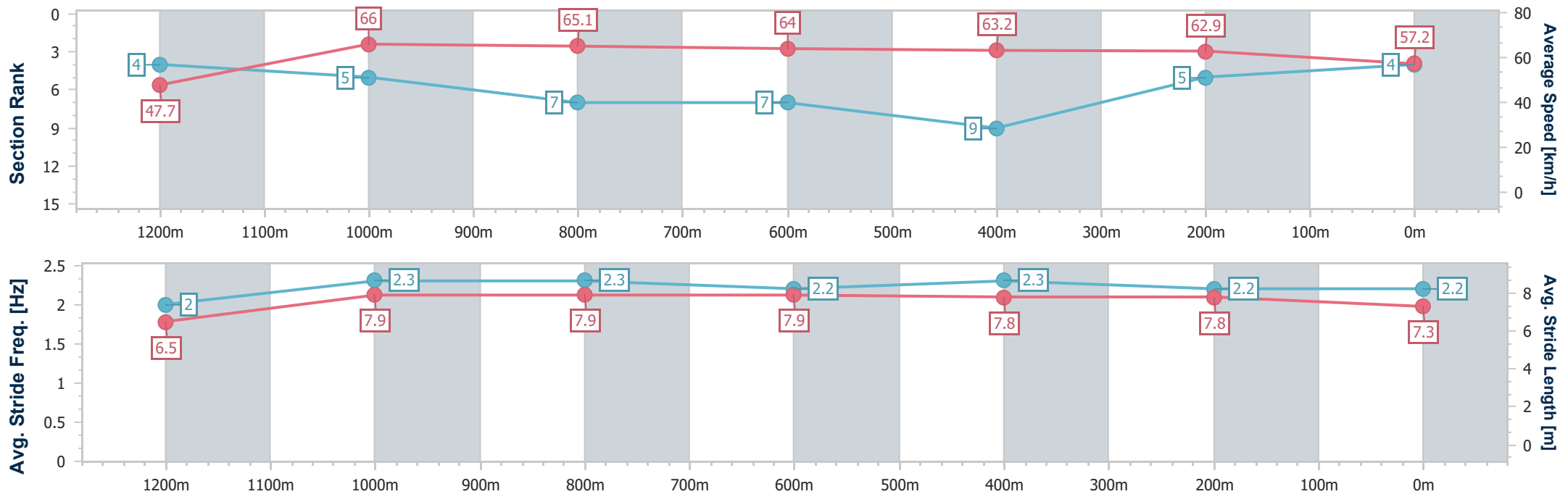


Eagle Farm Professional
Race 7: MAGIC MILLIONS VO ROGUE PLATE - 1300m
03 January 2026 - 15:59
Track Rating: Good 4, Weather: Overcast, Rail Position: True



BRISBANE
RACING CLUB

Section	Overall	1200m	1000m	800m	600m	400m	200m						
Section Times	1:16.62 [4] (0:07.63)	1:08.99 [4] (0:10.95)	0:58.04 [5] (0:11.21)	0:46.83 [7] (0:11.37)	0:35.46 [7] (0:11.42)	0:24.04 [9] (0:11.48)	0:12.56 [5]						
Average Speed [km/h]	47.7	66.0	65.1	64.0	63.2	62.9	57.2						
Top Speed [km/h]	65.6	67.1	66.2	64.7	64.2	64.7	61.2						
Avg. Dist. to Rail [m]	12.7	4.1	2.7	1.8	0.9	4.4	7.7						
Avg. Stride Freq. [Hz]	2.0	2.3	2.3	2.2	2.3	2.2	2.2						
Avg. Stride Length [m]	6.5	7.9	7.9	7.9	7.8	7.8	7.3						





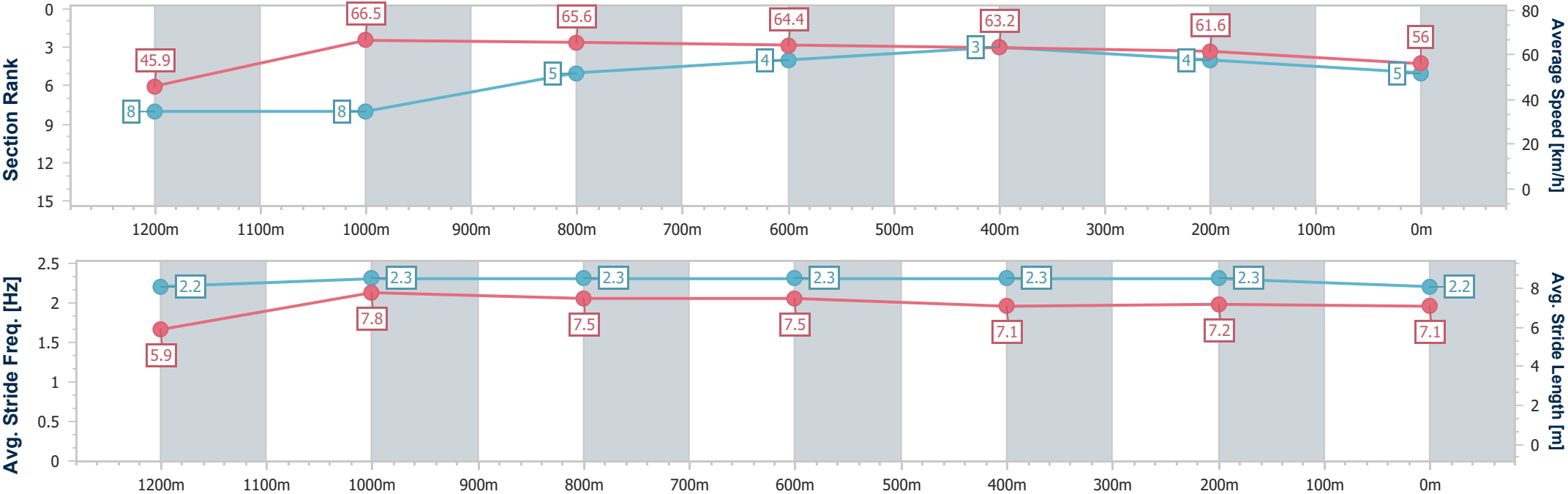
Horse/Jockey Name	Shady Road
Final Rank	5
Fastest Section Time (Section)	0:07.91 (Overall)
Top Speed [km/h] (Section)	67.6 (1000m)
Race State	Finished



Eagle FarmProfessional
Race 7: MAGIC MILLIONS VO ROGUE PLATE - 1300m
03 January 2026 - 15:59
Track Rating: Good 4, Weather: Overcast, Rail Position: True



Section	Overall	1200m	1000m	800m	600m	400m	200m						
Section Times	1:16.65 [5] (0:07.91)	1:08.74 [8] (0:10.84)	0:57.90 [8] (0:10.93)	0:46.97 [5] (0:11.07)	0:35.90 [4] (0:11.37)	0:24.53 [3] (0:11.64)	0:12.89 [4] (0:12.89)						
Average Speed [km/h]	45.9	66.5	65.6	64.4	63.2	61.6	56.0						
Top Speed [km/h]	62.0	67.6	67.6	65.8	63.6	63.4	59.6						
Avg. Dist. to Rail [m]	9.4	1.4	0.6	1.2	1.1	1.3	2.6						
Avg. Stride Freq. [Hz]	2.2	2.3	2.3	2.3	2.3	2.3	2.2						
Avg. Stride Length [m]	5.9	7.8	7.5	7.5	7.1	7.2	7.1						





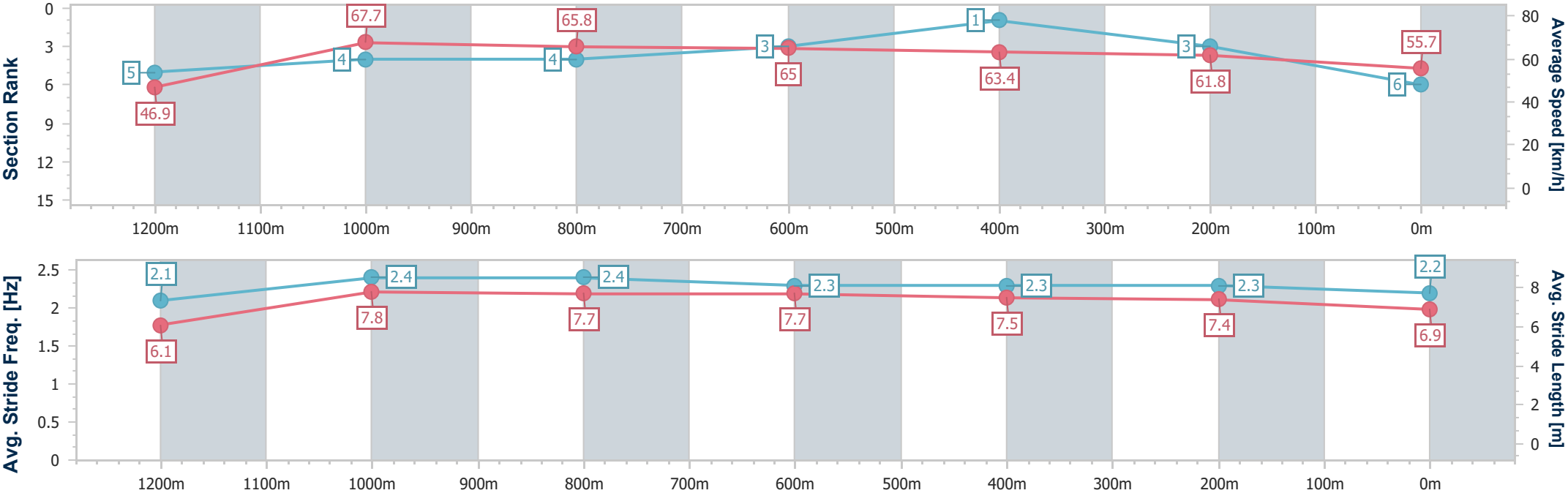
Horse/Jockey Name	Damien
Final Rank	6
Fastest Section Time (Section)	0:07.79 (Overall)
Top Speed [km/h] (Section)	70.1 (1200m)
Race State	Finished



Eagle FarmProfessional
Race 7: MAGIC MILLIONS VO ROGUE PLATE - 1300m
03 January 2026 - 15:59
Track Rating: Good 4, Weather: Overcast, Rail Position: True



Section	Overall	1200m	1000m	800m	600m	400m	200m						
Section Times	1:16.72 [6] (0:07.79)	1:08.93 [5] (0:10.69)	0:58.24 [4] (0:11.07)	0:47.17 [4] (0:11.15)	0:36.02 [3] (0:11.40)	0:24.62 [1] (0:11.65)	0:12.97 [3] (0:12.97)						
Average Speed [km/h]	46.9	67.7	65.8	65.0	63.4	61.8	55.7						
Top Speed [km/h]	64.0	70.1	67.4	66.7	65.7	63.2	59.8						
Avg. Dist. to Rail [m]	16.0	6.0	2.5	1.6	1.4	3.8	5.7						
Avg. Stride Freq. [Hz]	2.1	2.4	2.4	2.3	2.3	2.3	2.2						
Avg. Stride Length [m]	6.1	7.8	7.7	7.7	7.5	7.4	6.9						





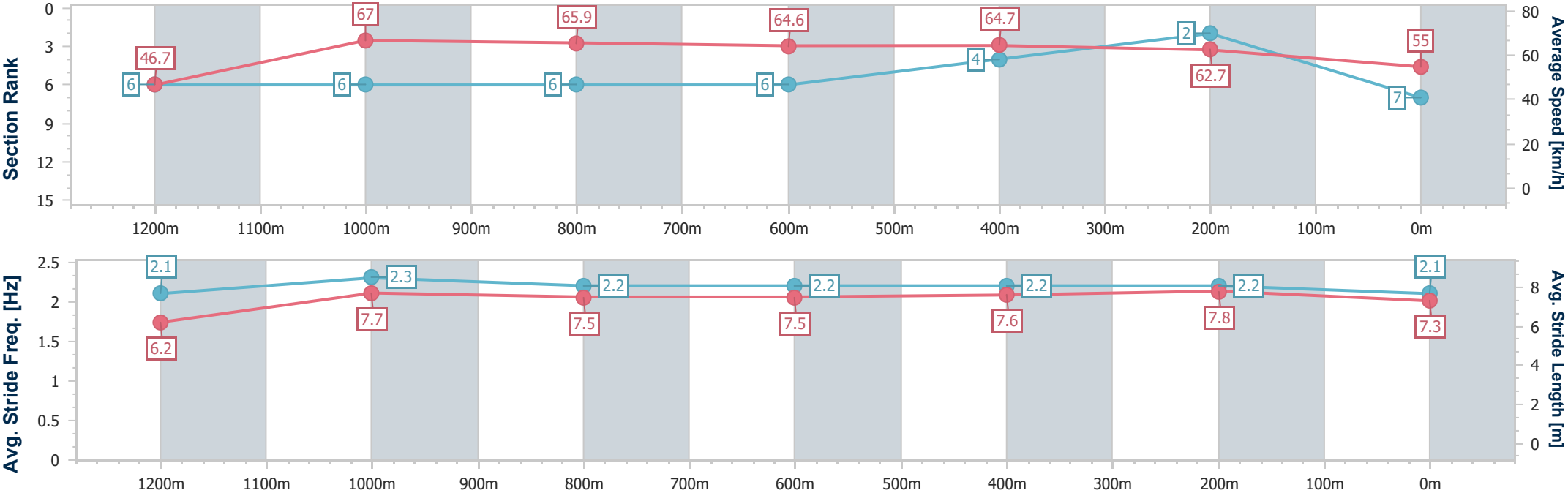
Horse/Jockey Name	Big Papa
Final Rank	7
Fastest Section Time (Section)	0:07.85 (Overall)
Top Speed [km/h] (Section)	68.3 (1200m)
Race State	Finished



Eagle FarmProfessional
Race 7: MAGIC MILLIONS VO ROGUE PLATE - 1300m
03 January 2026 - 15:59
Track Rating: Good 4, Weather: Overcast, Rail Position: True



Section	Overall	1200m	1000m	800m	600m	400m	200m						
Section Times	1:16.81 [7] (0:07.85)	1:08.96 [6] (0:10.76)	0:58.20 [6] (0:11.13)	0:47.07 [6] (0:11.30)	0:35.77 [6] (0:11.23)	0:24.54 [4] (0:11.47)	0:13.07 [2] (0:13.07)						
Average Speed [km/h]	46.7	67.0	65.9	64.6	64.7	62.7	55.0						
Top Speed [km/h]	63.2	68.3	66.8	65.9	65.1	64.4	60.0						
Avg. Dist. to Rail [m]	12.2	4.5	3.6	3.3	1.5	3.4	5.0						
Avg. Stride Freq. [Hz]	2.1	2.3	2.2	2.2	2.2	2.2	2.1						
Avg. Stride Length [m]	6.2	7.7	7.5	7.5	7.6	7.8	7.3						





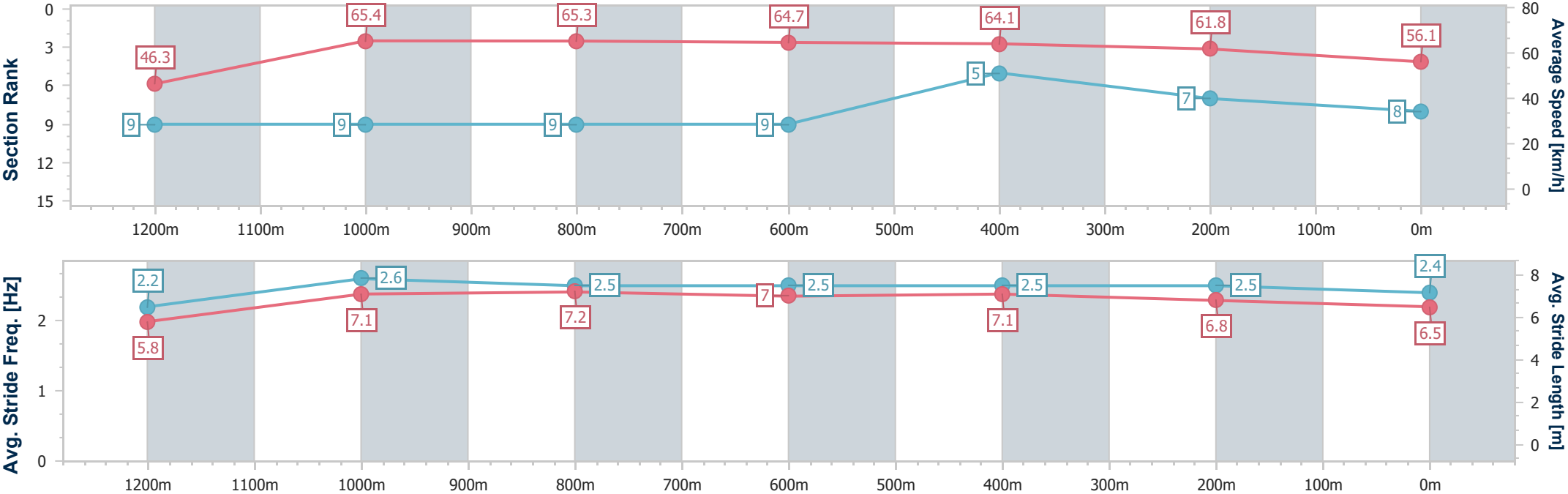
Horse/Jockey Name	Vivian's Express
Final Rank	8
Fastest Section Time (Section)	0:07.91 (Overall)
Top Speed [km/h] (Section)	66.8 (1200m)
Race State	Finished



Eagle FarmProfessional
Race 7: MAGIC MILLIONS VO ROGUE PLATE - 1300m
03 January 2026 - 15:59
Track Rating: Good 4, Weather: Overcast, Rail Position: True



Section	Overall	1200m	1000m	800m	600m	400m	200m						
Section Times	1:16.94 [8] (0:07.91)	1:09.03 [9] (0:11.02)	0:58.01 [9] (0:11.14)	0:46.87 [9] (0:11.14)	0:35.73 [9] (0:11.20)	0:24.53 [5] (0:11.68)	0:12.85 [7] (0:12.85)						
Average Speed [km/h]	46.3	65.4	65.3	64.7	64.1	61.8	56.1						
Top Speed [km/h]	62.0	66.8	66.2	66.0	65.2	62.7	60.2						
Avg. Dist. to Rail [m]	11.1	3.5	1.6	0.9	0.6	1.7	3.3						
Avg. Stride Freq. [Hz]	2.2	2.6	2.5	2.5	2.5	2.5	2.4						
Avg. Stride Length [m]	5.8	7.1	7.2	7.0	7.1	6.8	6.5						





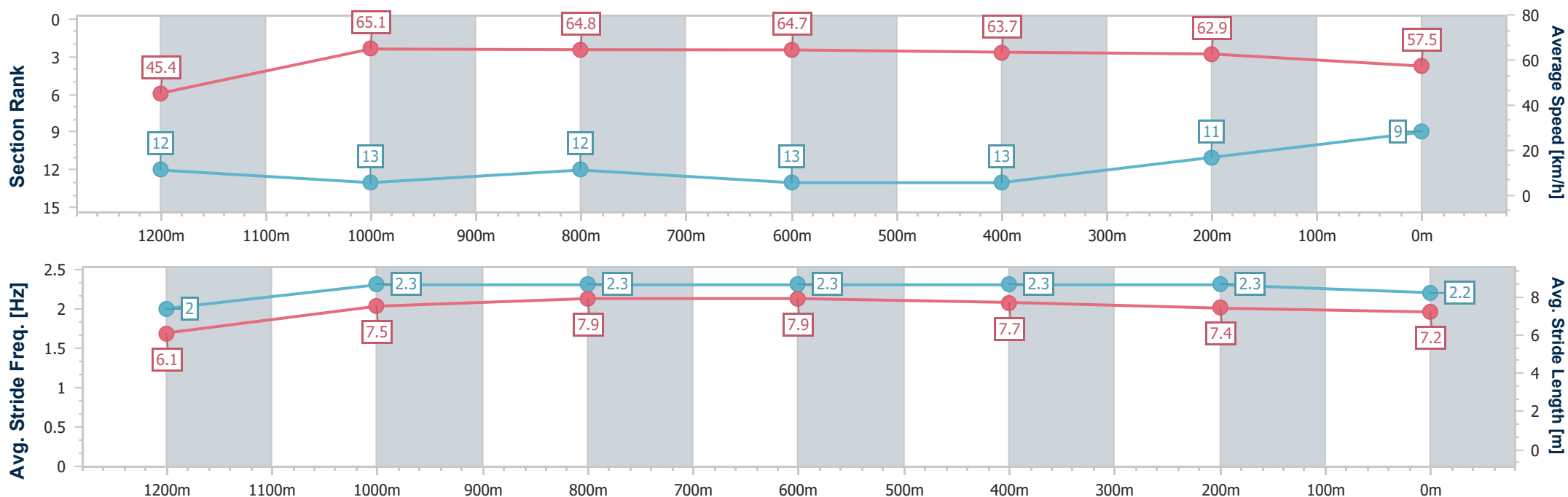
Horse/Jockey Name	Hi Barbie
Final Rank	9
Fastest Section Time (Section)	0:08.12 (Overall)
Top Speed [km/h] (Section)	66.3 (400m)
Race State	Finished



Eagle Farm Professional
Race 7: MAGIC MILLIONS VO ROGUE PLATE - 1300m
03 January 2026 - 15:59
Track Rating: Good 4, Weather: Overcast, Rail Position: True



Section	Overall	1200m	1000m	800m	600m	400m	200m						
Section Times	1:16.98 [9] (0:08.12)	1:08.86 [12] (0:11.09)	0:57.77 [13] (0:11.26)	0:46.51 [12] (0:11.17)	0:35.34 [13] (0:11.38)	0:23.96 [13] (0:11.43)	0:12.53 [11] (0:12.53)						
Average Speed [km/h]	45.4	65.1	64.8	64.7	63.7	62.9	57.5						
Top Speed [km/h]	61.8	65.8	65.8	65.7	64.6	66.3	60.0						
Avg. Dist. to Rail [m]	17.4	4.7	2.4	1.2	1.1	5.6	7.2						
Avg. Stride Freq. [Hz]	2.0	2.3	2.3	2.3	2.3	2.3	2.2						
Avg. Stride Length [m]	6.1	7.5	7.9	7.9	7.7	7.4	7.2						





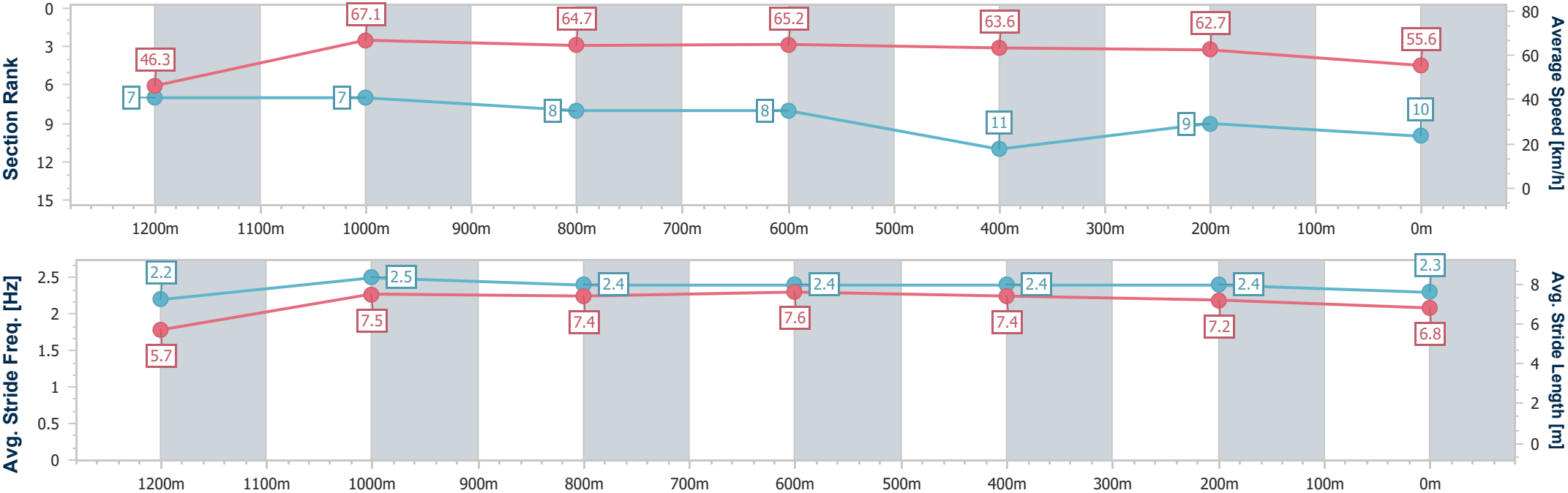
Horse/Jockey Name	Lockyer
Final Rank	10
Fastest Section Time (Section)	0:07.88 (Overall)
Top Speed [km/h] (Section)	68.5 (1200m)
Race State	Finished



Eagle FarmProfessional
Race 7: MAGIC MILLIONS VO ROGUE PLATE - 1300m
03 January 2026 - 15:59
Track Rating: Good 4, Weather: Overcast, Rail Position: True



Section	Overall	1200m	1000m	800m	600m	400m	200m						
Section Times	1:17.09 [10] (0:07.88)	1:09.21 [7] (0:10.80)	0:58.41 [7] (0:11.32)	0:47.09 [8] (0:11.18)	0:35.91 [8] (0:11.49)	0:24.42 [11] (0:11.46)	0:12.96 [9]						
Average Speed [km/h]	46.3	67.1	64.7	65.2	63.6	62.7	55.6						
Top Speed [km/h]	63.9	68.5	67.0	66.5	65.6	66.1	61.0						
Avg. Dist. to Rail [m]	14.9	5.2	3.7	2.7	3.0	6.8	9.1						
Avg. Stride Freq. [Hz]	2.2	2.5	2.4	2.4	2.4	2.4	2.3						
Avg. Stride Length [m]	5.7	7.5	7.4	7.6	7.4	7.2	6.8						





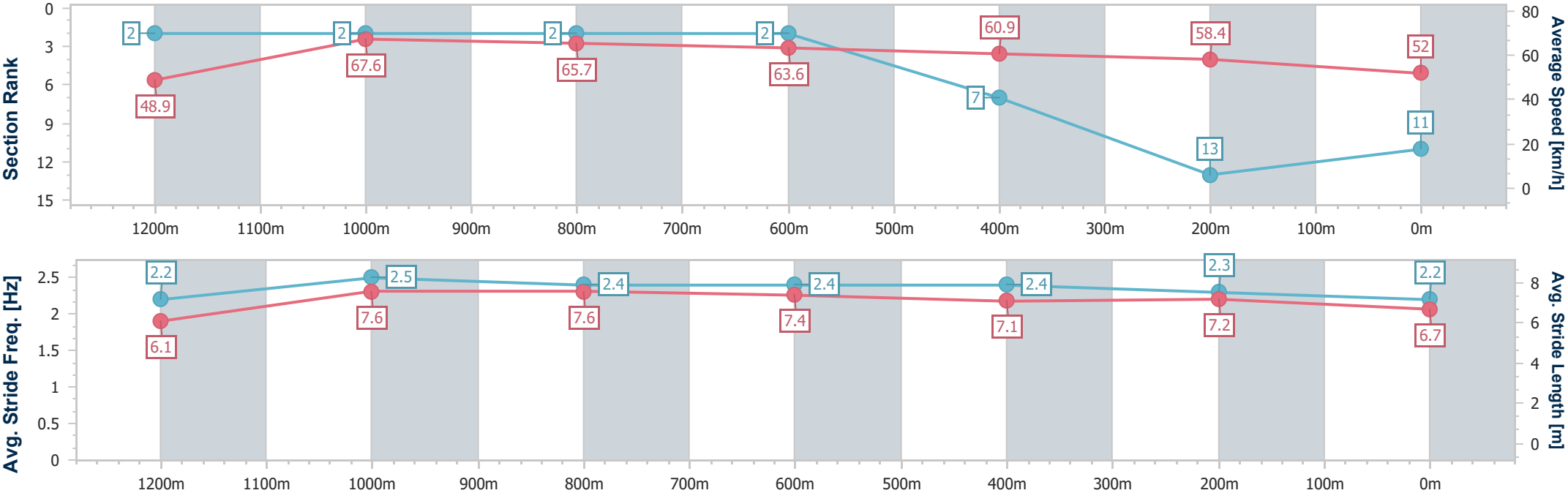
Horse/Jockey Name	Voodoo Lass
Final Rank	11
Fastest Section Time (Section)	0:07.54 (Overall)
Top Speed [km/h] (Section)	68.6 (1200m)
Race State	Finished



Eagle FarmProfessional
Race 7: MAGIC MILLIONS VO ROGUE PLATE - 1300m
03 January 2026 - 15:59
Track Rating: Good 4, Weather: Overcast, Rail Position: True



Section	Overall	1200m	1000m	800m	600m	400m	200m						
Section Times	1:18.57 [11] (0:07.54)	1:11.03 [2] (0:10.72)	1:00.31 [2] (0:11.02)	0:49.29 [2] (0:11.34)	0:37.95 [2] (0:11.80)	0:26.15 [7] (0:12.33)	0:13.82 [13] (0:13.82)						
Average Speed [km/h]	48.9	67.6	65.7	63.6	60.9	58.4	52.0						
Top Speed [km/h]	65.8	68.6	68.4	65.1	62.4	60.4	55.3						
Avg. Dist. to Rail [m]	19.7	6.5	1.7	0.6	0.8	3.3	5.4						
Avg. Stride Freq. [Hz]	2.2	2.5	2.4	2.4	2.4	2.3	2.2						
Avg. Stride Length [m]	6.1	7.6	7.6	7.4	7.1	7.2	6.7						





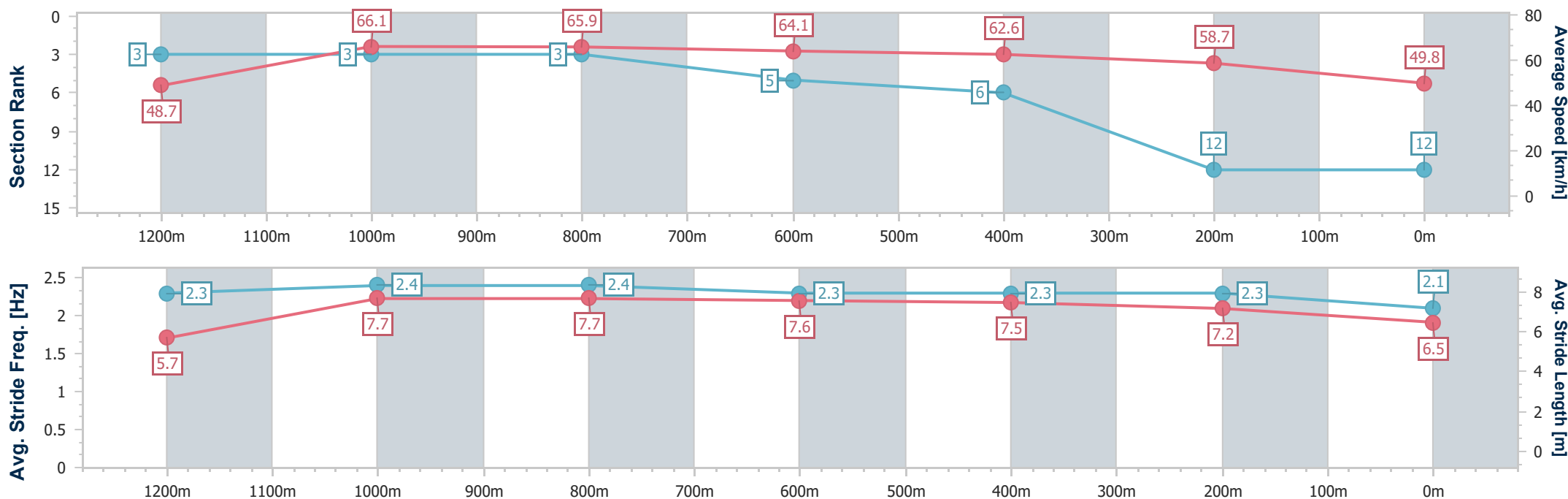
Horse/Jockey Name	Metal Man
Final Rank	12
Fastest Section Time (Section)	0:07.54 (Overall)
Top Speed [km/h] (Section)	66.8 (1200m)
Race State	Finished



Eagle Farm Professional
Race 7: MAGIC MILLIONS VO ROGUE PLATE - 1300m
03 January 2026 - 15:59
Track Rating: Good 4, Weather: Overcast, Rail Position: True



Section	Overall	1200m	1000m	800m	600m	400m	200m						
Section Times	1:19.09 [12] (0:07.54)	1:11.55 [3] (0:10.91)	1:00.64 [3] (0:11.03)	0:49.61 [3] (0:11.27)	0:38.34 [5] (0:11.66)	0:26.68 [6] (0:12.23)	0:14.45 [12] (0:14.45)						
Average Speed [km/h]	48.7	66.1	65.9	64.1	62.6	58.7	49.8						
Top Speed [km/h]	64.1	66.8	66.6	65.1	63.9	61.6	55.0						
Avg. Dist. to Rail [m]	13.9	4.2	1.4	1.4	2.4	5.2	8.0						
Avg. Stride Freq. [Hz]	2.3	2.4	2.4	2.3	2.3	2.3	2.1						
Avg. Stride Length [m]	5.7	7.7	7.7	7.6	7.5	7.2	6.5						





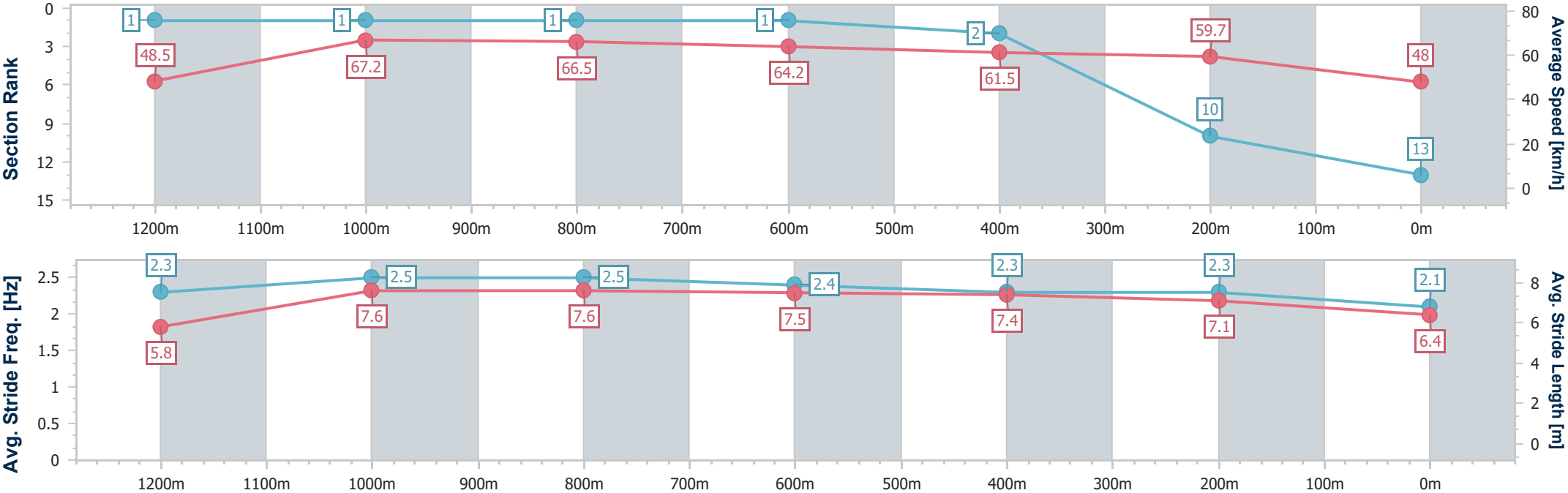
Horse/Jockey Name	Dialidae
Final Rank	13
Fastest Section Time (Section)	0:07.52 (Overall)
Top Speed [km/h] (Section)	68.6 (1200m)
Race State	Finished



Eagle FarmProfessional
Race 7: MAGIC MILLIONS VO ROGUE PLATE - 1300m
03 January 2026 - 15:59
Track Rating: Good 4, Weather: Overcast, Rail Position: True



Section	Overall	1200m	1000m	800m	600m	400m	200m						
Section Times	1:19.15 [13] (0:07.52)	1:11.63 [1] (0:10.70)	1:00.93 [1] (0:10.87)	0:50.06 [1] (0:11.35)	0:38.71 [1] (0:11.68)	0:27.03 [2] (0:12.03)	0:15.00 [10] (0:15.00)						
Average Speed [km/h]	48.5	67.2	66.5	64.2	61.5	59.7	48.0						
Top Speed [km/h]	64.2	68.6	67.3	65.8	62.9	62.5	56.3						
Avg. Dist. to Rail [m]	10.9	2.0	1.1	2.2	0.8	1.6	4.0						
Avg. Stride Freq. [Hz]	2.3	2.5	2.5	2.4	2.3	2.3	2.1						
Avg. Stride Length [m]	5.8	7.6	7.6	7.5	7.4	7.1	6.4						





Eagle Farm Professional

Race 8: MAGIC MILLIONS BUFFERING - 1400m

03 January 2026 - 16:34



BRISBANE
RACING CLUB

Track Rating: Good 4, Weather: Overcast, Rail Position: True

Section						Overall	1200m	1000m	800m	600m	400m	Last 600m	
Field Times						1:22.16 (0:13.48)	1:08.68 (0:10.65)	0:58.03 (0:11.27)	0:46.76 (0:11.53)	0:35.23 (0:11.57)	0:23.66 (0:11.39)	0:35.23	
Rank	TAB	Horse/Jockey	Barrier	Top Speed [km/h]	Fastest Section								Distance Travelled [m]
1	8	NEED SOME LUCK	3	71.0	0:10.56	1:22.16 [1]	1:08.36 [6]	0:57.80 [6]	0:46.64 [4]	0:35.04 [5]	0:23.55 [5]	0:35.04	
		Tommy Berry		1200m	1200m	(0:13.80)	(0:10.56)	(0:11.16)	(0:11.60)	(0:11.49)	(0:11.28)		
2	1	ROBUSTO	10	68.8	0:10.65	1:22.32 [2]	1:08.84 [1]	0:58.19 [1]	0:46.80 [5]	0:35.29 [3]	0:23.78 [2]	0:35.29 +9	
		Joshua Parr		1200m	1200m	(0:13.48)	(0:10.65)	(0:11.39)	(0:11.51)	(0:11.51)	(0:11.36)		
3	9	TUNED	11	68.5	0:10.69	1:22.51 [3]	1:08.39 [9]	0:57.70 [10]	0:46.63 [10]	0:35.07 [10]	0:23.70 [7]	0:35.07 +8	
		Daniel Moor		1200m	1200m	(0:14.12)	(0:10.69)	(0:11.07)	(0:11.56)	(0:11.37)	(0:11.30)		
4	6	ROCKRIBBED	8	69.0	0:10.74	1:22.52 [4]	1:08.70 [7]	0:57.96 [8]	0:46.73 [8]	0:35.20 [7]	0:23.68 [8]	0:35.20 +5	
		Ryan Maloney		1200m	1200m	(0:13.82)	(0:10.74)	(0:11.23)	(0:11.53)	(0:11.52)	(0:11.37)		
5	13	EL MORZILLO	6	68.3	0:10.85	1:22.57 [5]	1:08.41 [11]	0:57.56 [11]	0:46.40 [11]	0:34.81 [11]	0:23.46 [11]	0:34.81 +0	
		Jason Collett		1200m	1200m	(0:14.16)	(0:10.85)	(0:11.16)	(0:11.59)	(0:11.35)	(0:11.27)		
6	3	SANDPAPER	1	68.2	0:10.68	1:22.76 [6]	1:09.27 [2]	0:58.59 [2]	0:47.36 [1]	0:35.83 [1]	0:24.20 [3]	0:35.83 +3	
		Kerrin McEvoy		1200m	1200m	(0:13.49)	(0:10.68)	(0:11.23)	(0:11.53)	(0:11.63)	(0:11.57)		
7	12	ZASZOU	7	68.8	0:10.65	1:22.84 [7]	1:08.72 [10]	0:58.07 [9]	0:46.96 [9]	0:35.49 [8]	0:23.85 [10]	0:35.49 -1	
		Craig Williams		1200m	1200m	(0:14.12)	(0:10.65)	(0:11.11)	(0:11.47)	(0:11.64)	(0:11.54)		
8	4	THE THREE HUNDRED	9	68.6	0:10.62	1:22.84 [8]	1:09.28 [4]	0:58.66 [3]	0:47.33 [3]	0:35.79 [4]	0:24.28 [4]	0:35.79 +6	
		Tim Clark		1200m	1200m	(0:13.56)	(0:10.62)	(0:11.33)	(0:11.54)	(0:11.51)	(0:11.57)		
9	11	I AM ARTIE	5	68.3	0:10.66	1:23.17 [9]	1:09.32 [8]	0:58.66 [7]	0:47.40 [7]	0:35.80 [9]	0:24.20 [9]	0:35.80 +2	
		Mark Du Plessis		1200m	1200m	(0:13.85)	(0:10.66)	(0:11.26)	(0:11.60)	(0:11.60)	(0:11.65)		
10	7	TAVS	2	68.8	0:10.70	1:23.19 [10]	1:09.61 [5]	0:58.91 [5]	0:47.58 [6]	0:36.02 [6]	0:24.43 [6]	0:36.02 +2	
		Angela Jones		1200m	1200m	(0:13.58)	(0:10.70)	(0:11.33)	(0:11.56)	(0:11.59)	(0:11.66)		

Scratched: Strait Acer (#10), Band Of Brothers (#5)

Report Created: Sat 3 January 2026 16:49 GMT+10 (Note: Timing is based on position data)

Page 1/15

[] Ranking at each section and finish
-:-:- No data available at this section
NA No data available

SCN Saddle cloth number
DNF Did not finish
DNT Did not track

data processed by  TRIPLESDATA



Eagle Farm Professional

Race 8: MAGIC MILLIONS BUFFERING - 1400m

03 January 2026 - 16:34



BRISBANE
RACING CLUB

Track Rating: Good 4, Weather: Overcast, Rail Position: True

Section					Overall	1200m	1000m	800m	600m	400m	Last 600m		
Field Times					1:22.16 (0:13.48)	1:08.68 (0:10.65)	0:58.03 (0:11.27)	0:46.76 (0:11.53)	0:35.23 (0:11.57)	0:23.66 (0:11.39)	0:35.23		
Rank	TAB	Horse/Jockey	Barrier	Top Speed [km/h]	Fastest Section								Distance Travelled [m]
11	2	ROTHFIRE	4	68.4	0:10.67	1:23.33 [11]	1:09.82 [3]	0:59.15 [4]	0:47.85 [2]	0:36.38 [2]	0:24.83 [1]	0:36.38	+6
		Ben Thompson		1200m	1200m	(0:13.51)	(0:10.67)	(0:11.30)	(0:11.47)	(0:11.55)	(0:11.70)		

Scratched: Strait Acer (#10), Band Of Brothers (#5)



Eagle Farm Professional

Race 8: MAGIC MILLIONS BUFFERING - 1400m

03 January 2026 - 16:34



BRISBANE
RACING CLUB

Track Rating: Good 4, Weather: Overcast, Rail Position: True

Section		Field Times		200m		Last 600m			
				0:12.27		0:35.23			
				(0:12.27)					
Rank	TAB	Horse/Jockey	Barrier	Top Speed [km/h]	Fastest Section	Margin			Distance Travelled [m]
1	8	NEED SOME LUCK	3	71.0	0:10.56	0:12.27 [1]	1:22.16		0:35.04
		Tommy Berry		1200m	1200m	(0:12.27)			
2	1	ROBUSTO	10	68.8	0:10.65	0:12.42 [2]	0.97L		0:35.29 +9
		Joshua Parr		1200m	1200m	(0:12.42)			
3	9	TUNED	11	68.5	0:10.69	0:12.40 [3]	2.09L		0:35.07 +8
		Daniel Moor		1200m	1200m	(0:12.40)			
4	6	ROCKRIBBED	8	69.0	0:10.74	0:12.31 [7]	2.12L		0:35.20 +5
		Ryan Maloney		1200m	1200m	(0:12.31)			
5	13	EL MORZILLO	6	68.3	0:10.85	0:12.19 [8]	2.46L		0:34.81 +0
		Jason Collett		1200m	1200m	(0:12.19)			
6	3	SANDPAPER	1	68.2	0:10.68	0:12.63 [5]	3.54L		0:35.83 +3
		Kerrin McEvoy		1200m	1200m	(0:12.63)			
7	12	ZASZOU	7	68.8	0:10.65	0:12.31 [10]	4.05L		0:35.49 -1
		Craig Williams		1200m	1200m	(0:12.31)			
8	4	THE THREE HUNDRED	9	68.6	0:10.62	0:12.71 [4]	4.06L		0:35.79 +6
		Tim Clark		1200m	1200m	(0:12.71)			
9	11	I AM ARTIE	5	68.3	0:10.66	0:12.55 [11]	5.95L		0:35.80 +2
		Mark Du Plessis		1200m	1200m	(0:12.55)			
10	7	TAVS	2	68.8	0:10.70	0:12.77 [9]	6.06L		0:36.02 +2
		Angela Jones		1200m	1200m	(0:12.77)			

Scratched: Strait Acer (#10), Band Of Brothers (#5)

Report Created: Sat 3 January 2026 16:49 GMT+10 (Note: Timing is based on position data)

Page 3/15

[] Ranking at each section and finish
-:-:- No data available at this section
NA No data available

SCN Saddle cloth number
DNF Did not finish
DNT Did not track

data processed by  TRIPLESDATA



Eagle Farm Professional
Race 8: MAGIC MILLIONS BUFFERING - 1400m
03 January 2026 - 16:34



Track Rating: Good 4, Weather: Overcast, Rail Position: True

Section					200m	Last 600m			
Field Times					0:12.27 (0:12.27)	0:35.23			
Rank	TAB	Horse/Jockey	Barrier	Top Speed [km/h]	Fastest Section	Margin			
11	2	ROTHFIRE	4	68.4	0:10.67	0:13.13 [6]	6.92L	0:36.38	+6
		Ben Thompson		1200m	1200m	(0:13.13)			

Scratched: Strait Acer (#10), Band Of Brothers (#5)



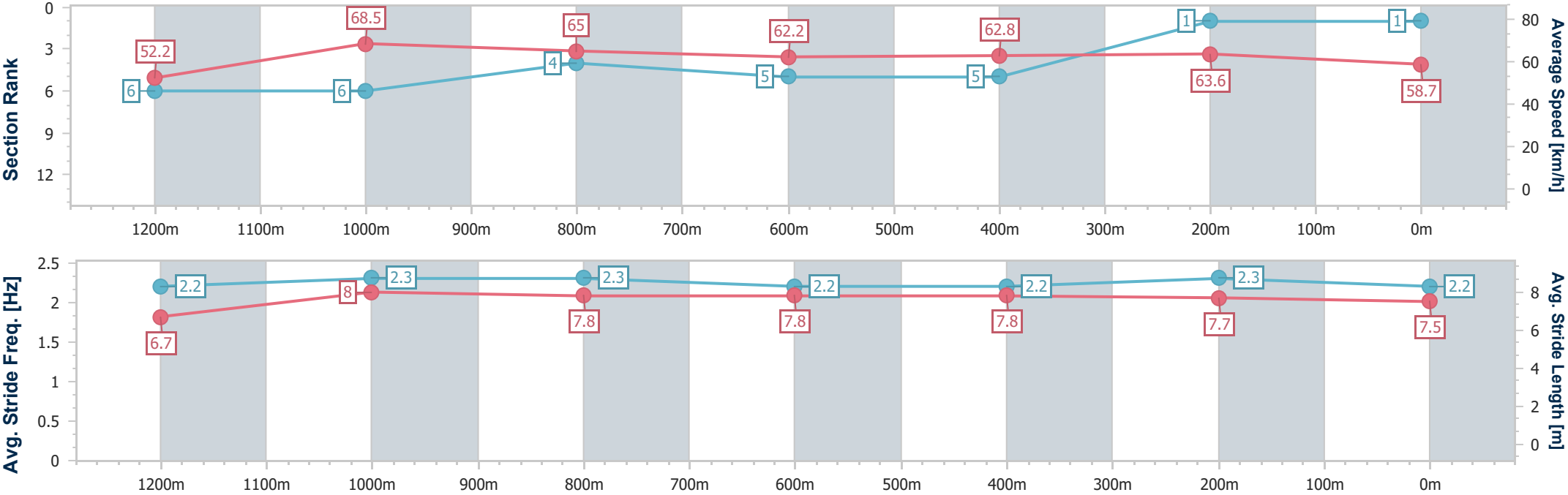
Horse/Jockey Name	Need Some Luck
Final Rank	1
Fastest Section Time (Section)	0:10.56 (1200m)
Top Speed [km/h] (Section)	71.0 (1200m)
Race State	Finished



Eagle Farm Professional
Race 8: MAGIC MILLIONS BUFFERING - 1400m
03 January 2026 - 16:34
Track Rating: Good 4, Weather: Overcast, Rail Position: True



Section	Overall	1200m	1000m	800m	600m	400m	200m						
Section Times	1:22.16 [1] (0:13.80)	1:08.36 [6] (0:10.56)	0:57.80 [6] (0:11.16)	0:46.64 [4] (0:11.60)	0:35.04 [5] (0:11.49)	0:23.55 [5] (0:11.28)	0:12.27 [1] (0:12.27)						
Average Speed [km/h]	52.2	68.5	65.0	62.2	62.8	63.6	58.7						
Top Speed [km/h]	67.8	71.0	65.9	62.8	64.3	64.5	62.1						
Avg. Dist. to Rail [m]	3.6	2.1	1.6	0.5	0.2	3.3	4.8						
Avg. Stride Freq. [Hz]	2.2	2.3	2.3	2.2	2.2	2.3	2.2						
Avg. Stride Length [m]	6.7	8.0	7.8	7.8	7.8	7.7	7.5						



[] Ranking at each section and finish
-.-.- No data available at this section
NA No data available



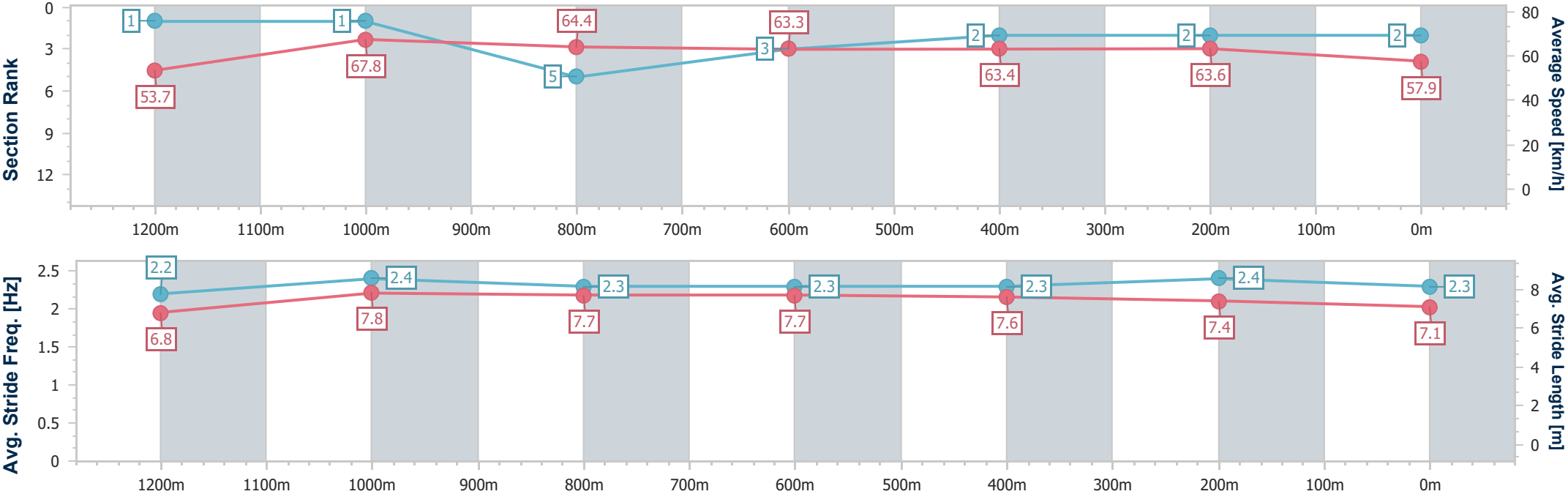
Horse/Jockey Name	Robusto
Final Rank	2
Fastest Section Time (Section)	0:10.65 (1200m)
Top Speed [km/h] (Section)	68.8 (1200m)
Race State	Finished



Eagle Farm Professional
Race 8: MAGIC MILLIONS BUFFERING - 1400m
03 January 2026 - 16:34
Track Rating: Good 4, Weather: Overcast, Rail Position: True



Section	Overall	1200m	1000m	800m	600m	400m	200m						
Section Times	1:22.32 [2] (0:13.48)	1:08.84 [1] (0:10.65)	0:58.19 [1] (0:11.39)	0:46.80 [5] (0:11.51)	0:35.29 [3] (0:11.51)	0:23.78 [2] (0:11.36)	0:12.42 [2] (0:12.42)						
Average Speed [km/h]	53.7	67.8	64.4	63.3	63.4	63.6	57.9						
Top Speed [km/h]	67.4	68.8	66.0	64.0	64.0	64.6	61.7						
Avg. Dist. to Rail [m]	10.3	6.0	4.1	2.7	2.5	7.1	9.8						
Avg. Stride Freq. [Hz]	2.2	2.4	2.3	2.3	2.3	2.4	2.3						
Avg. Stride Length [m]	6.8	7.8	7.7	7.7	7.6	7.4	7.1						





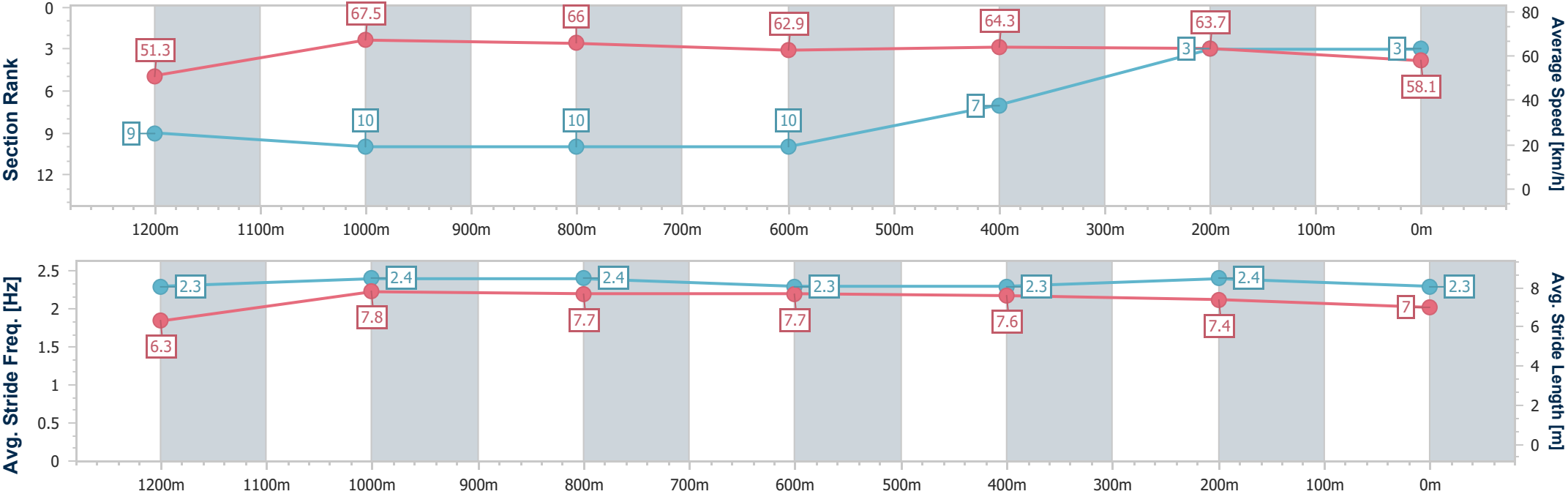
Horse/Jockey Name	Tuned
Final Rank	3
Fastest Section Time (Section)	0:10.69 (1200m)
Top Speed [km/h] (Section)	68.5 (1200m)
Race State	Finished



Eagle Farm Professional
Race 8: MAGIC MILLIONS BUFFERING - 1400m
03 January 2026 - 16:34
Track Rating: Good 4, Weather: Overcast, Rail Position: True



Section	Overall	1200m	1000m	800m	600m	400m	200m						
Section Times	1:22.51 [3] (0:14.12)	1:08.39 [9] (0:10.69)	0:57.70 [10] (0:11.07)	0:46.63 [10] (0:11.56)	0:35.07 [10] (0:11.37)	0:23.70 [7] (0:11.30)	0:12.40 [3] (0:12.40)						
Average Speed [km/h]	51.3	67.5	66.0	62.9	64.3	63.7	58.1						
Top Speed [km/h]	65.3	68.5	67.8	64.4	65.3	65.0	61.8						
Avg. Dist. to Rail [m]	9.0	4.2	3.2	2.3	2.8	8.5	11.9						
Avg. Stride Freq. [Hz]	2.3	2.4	2.4	2.3	2.3	2.4	2.3						
Avg. Stride Length [m]	6.3	7.8	7.7	7.7	7.6	7.4	7.0						





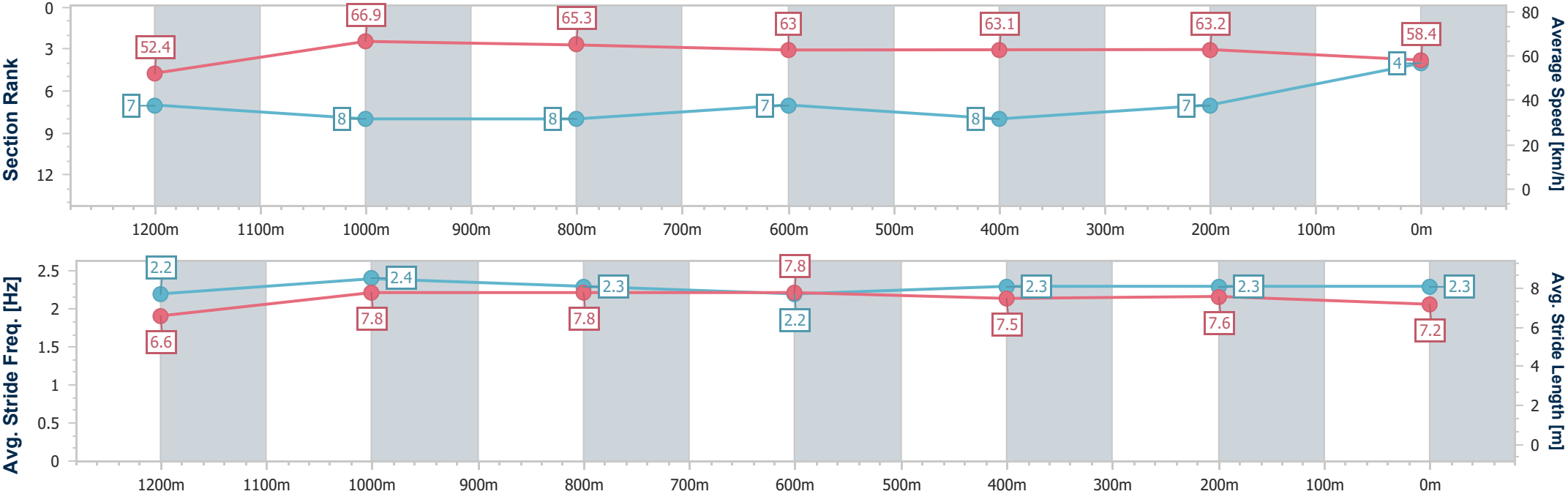
Horse/Jockey Name	Rockribbed
Final Rank	4
Fastest Section Time (Section)	0:10.74 (1200m)
Top Speed [km/h] (Section)	69.0 (1200m)
Race State	Finished



Eagle Farm Professional
Race 8: MAGIC MILLIONS BUFFERING - 1400m
03 January 2026 - 16:34
Track Rating: Good 4, Weather: Overcast, Rail Position: True



Section	Overall	1200m	1000m	800m	600m	400m	200m						
Section Times	1:22.52 [4] (0:13.82)	1:08.70 [7] (0:10.74)	0:57.96 [8] (0:11.23)	0:46.73 [8] (0:11.53)	0:35.20 [7] (0:11.52)	0:23.68 [8] (0:11.37)	0:12.31 [7]						
Average Speed [km/h]	52.4	66.9	65.3	63.0	63.1	63.2	58.4						
Top Speed [km/h]	65.5	69.0	67.1	63.6	64.2	64.6	61.9						
Avg. Dist. to Rail [m]	7.5	4.0	3.0	1.5	1.9	5.0	5.2						
Avg. Stride Freq. [Hz]	2.2	2.4	2.3	2.2	2.3	2.3	2.3						
Avg. Stride Length [m]	6.6	7.8	7.8	7.8	7.5	7.6	7.2						





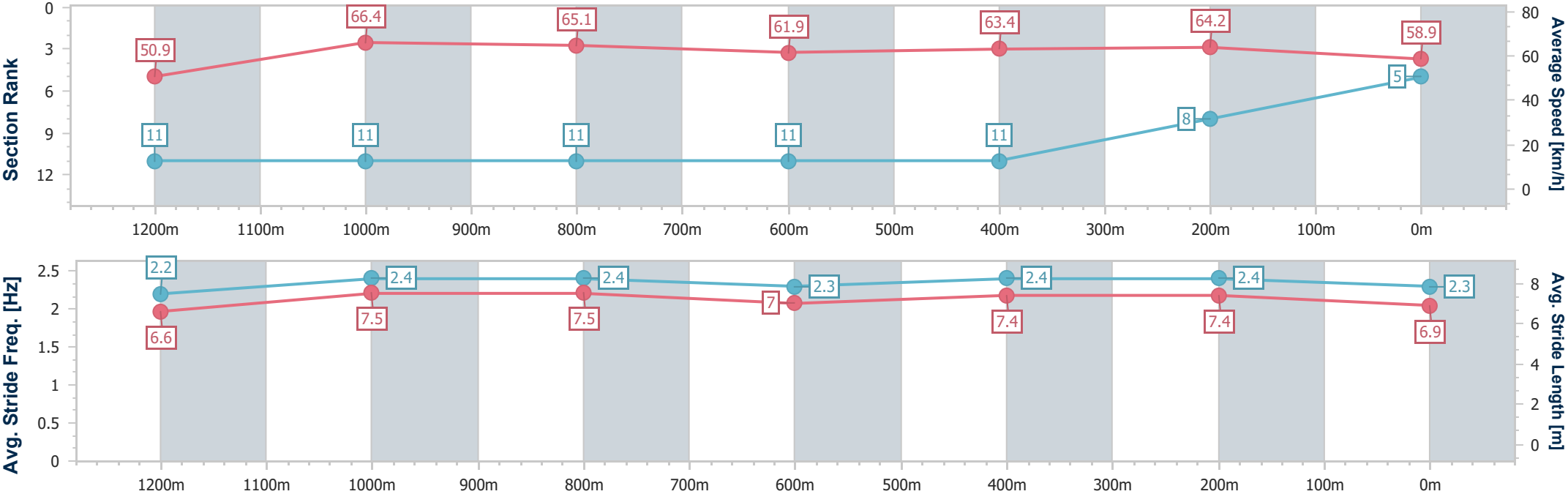
Horse/Jockey Name	El Morzillo
Final Rank	5
Fastest Section Time (Section)	0:10.85 (1200m)
Top Speed [km/h] (Section)	68.3 (1200m)
Race State	Finished



Eagle Farm Professional
Race 8: MAGIC MILLIONS BUFFERING - 1400m
03 January 2026 - 16:34
Track Rating: Good 4, Weather: Overcast, Rail Position: True



Section	Overall	1200m	1000m	800m	600m	400m	200m						
Section Times	1:22.57 [5] (0:14.16)	1:08.41 [11] (0:10.85)	0:57.56 [11] (0:11.16)	0:46.40 [11] (0:11.59)	0:34.81 [11] (0:11.35)	0:23.46 [11] (0:11.27)	0:12.19 [8] (0:12.19)						
Average Speed [km/h]	50.9	66.4	65.1	61.9	63.4	64.2	58.9						
Top Speed [km/h]	65.6	68.3	67.1	62.7	64.9	65.4	62.3						
Avg. Dist. to Rail [m]	5.8	3.0	1.3	0.7	1.1	8.3	12.7						
Avg. Stride Freq. [Hz]	2.2	2.4	2.4	2.3	2.4	2.4	2.3						
Avg. Stride Length [m]	6.6	7.5	7.5	7.0	7.4	7.4	6.9						





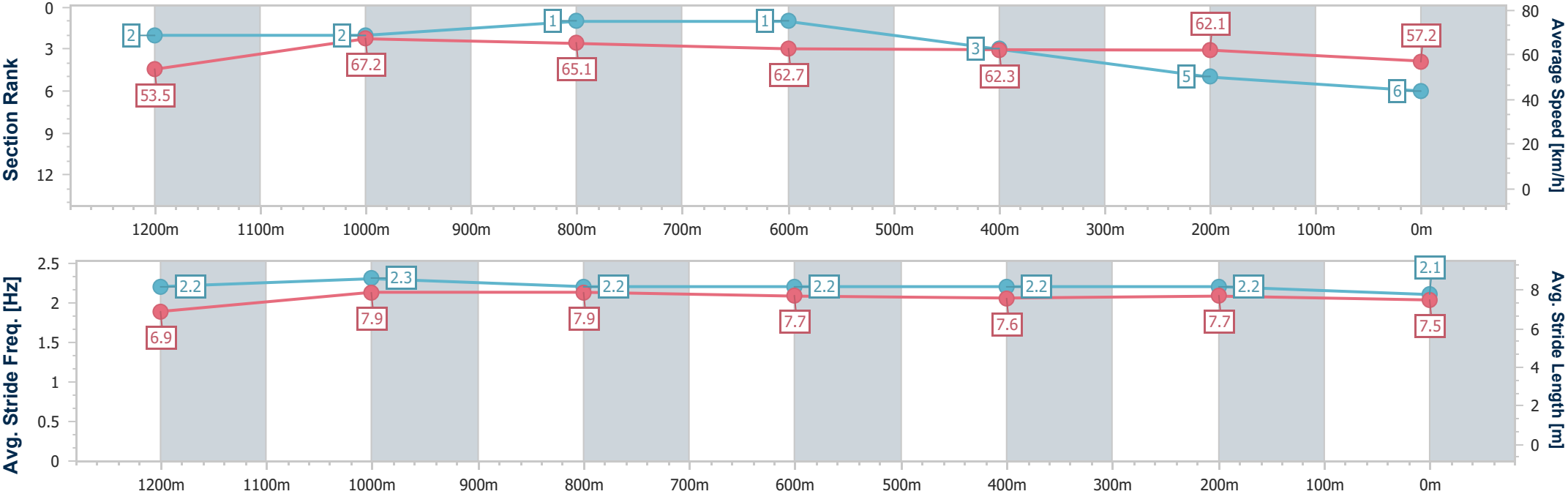
Horse/Jockey Name	Sandpaper
Final Rank	6
Fastest Section Time (Section)	0:10.68 (1200m)
Top Speed [km/h] (Section)	68.2 (1200m)
Race State	Finished



Eagle Farm Professional
Race 8: MAGIC MILLIONS BUFFERING - 1400m
03 January 2026 - 16:34
Track Rating: Good 4, Weather: Overcast, Rail Position: True



Section	Overall	1200m	1000m	800m	600m	400m	200m						
Section Times	1:22.76 [6] (0:13.49)	1:09.27 [2] (0:10.68)	0:58.59 [2] (0:11.23)	0:47.36 [1] (0:11.53)	0:35.83 [1] (0:11.63)	0:24.20 [3] (0:11.57)	0:12.63 [5] (0:12.63)						
Average Speed [km/h]	53.5	67.2	65.1	62.7	62.3	62.1	57.2						
Top Speed [km/h]	66.9	68.2	66.7	63.8	62.9	63.2	60.4						
Avg. Dist. to Rail [m]	2.3	2.1	2.1	1.3	1.2	5.8	8.0						
Avg. Stride Freq. [Hz]	2.2	2.3	2.2	2.2	2.2	2.2	2.1						
Avg. Stride Length [m]	6.9	7.9	7.9	7.7	7.6	7.7	7.5						





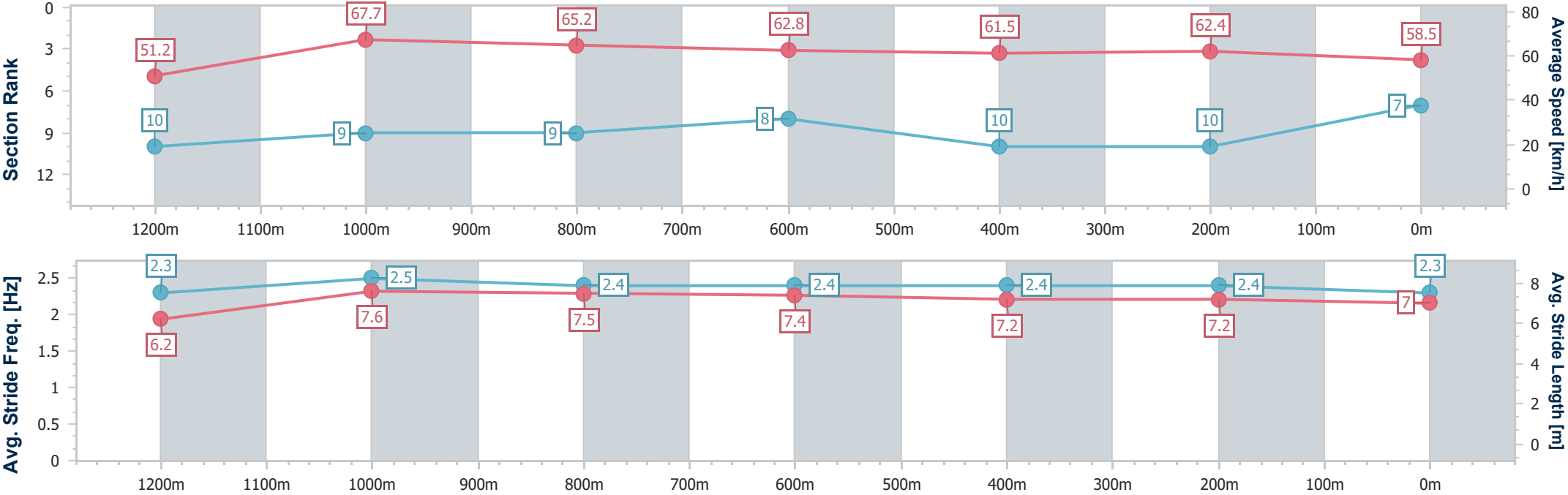
Horse/Jockey Name	Zaszou
Final Rank	7
Fastest Section Time (Section)	0:10.65 (1200m)
Top Speed [km/h] (Section)	68.8 (1200m)
Race State	Finished



Eagle Farm Professional
Race 8: MAGIC MILLIONS BUFFERING - 1400m
03 January 2026 - 16:34
Track Rating: Good 4, Weather: Overcast, Rail Position: True



Section	Overall	1200m	1000m	800m	600m	400m	200m						
Section Times	1:22.84 [7] (0:14.12)	1:08.72 [10] (0:10.65)	0:58.07 [9] (0:11.11)	0:46.96 [9] (0:11.47)	0:35.49 [8] (0:11.64)	0:23.85 [10] (0:11.54)	0:12.31 [10] (0:12.31)						
Average Speed [km/h]	51.2	67.7	65.2	62.8	61.5	62.4	58.5						
Top Speed [km/h]	66.7	68.8	66.7	64.4	63.1	63.8	61.0						
Avg. Dist. to Rail [m]	4.9	2.6	1.3	0.3	0.7	0.7	1.1						
Avg. Stride Freq. [Hz]	2.3	2.5	2.4	2.4	2.4	2.4	2.3						
Avg. Stride Length [m]	6.2	7.6	7.5	7.4	7.2	7.2	7.0						





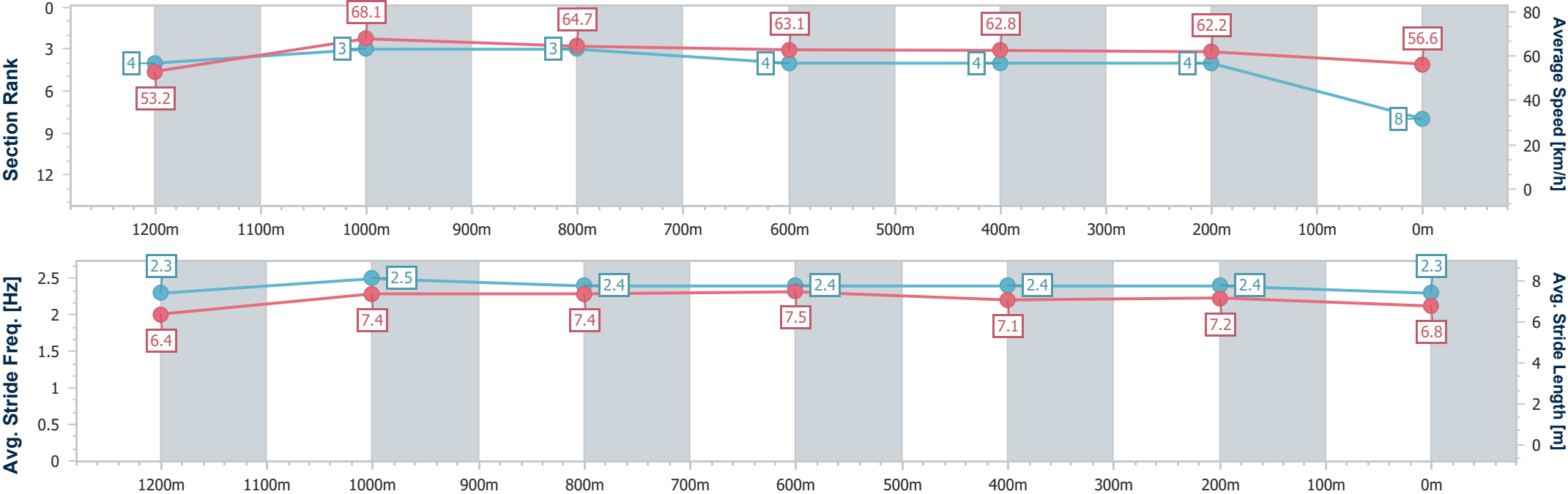
Horse/Jockey Name	The Three Hundred
Final Rank	8
Fastest Section Time (Section)	0:10.62 (1200m)
Top Speed [km/h] (Section)	68.6 (1200m)
Race State	Finished



Eagle Farm Professional
Race 8: MAGIC MILLIONS BUFFERING - 1400m
03 January 2026 - 16:34
Track Rating: Good 4, Weather: Overcast, Rail Position: True



Section	Overall	1200m	1000m	800m	600m	400m	200m						
Section Times	1:22.84 [8] (0:13.56)	1:09.28 [4] (0:10.62)	0:58.66 [3] (0:11.33)	0:47.33 [3] (0:11.54)	0:35.79 [4] (0:11.51)	0:24.28 [4] (0:11.57)	0:12.71 [4] (0:12.71)						
Average Speed [km/h]	53.2	68.1	64.7	63.1	62.8	62.2	56.6						
Top Speed [km/h]	67.0	68.6	67.6	64.2	63.3	63.5	60.2						
Avg. Dist. to Rail [m]	8.5	5.0	3.9	2.2	0.9	6.4	9.5						
Avg. Stride Freq. [Hz]	2.3	2.5	2.4	2.4	2.4	2.4	2.3						
Avg. Stride Length [m]	6.4	7.4	7.4	7.5	7.1	7.2	6.8						





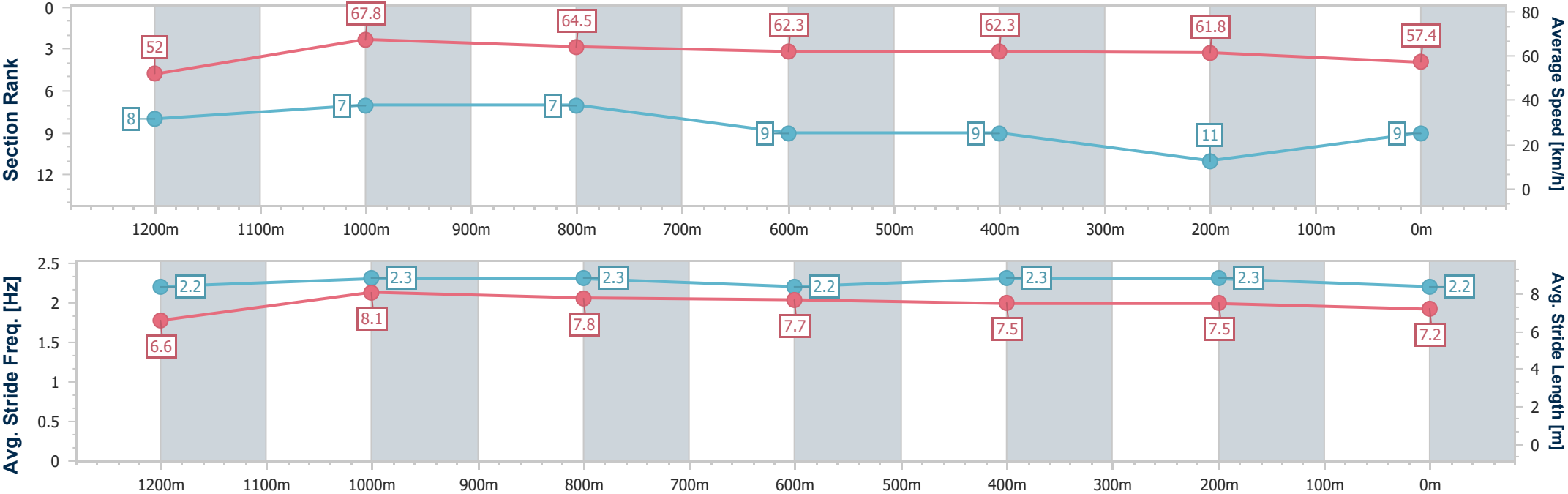
Horse/Jockey Name	I Am Artie
Final Rank	9
Fastest Section Time (Section)	0:10.66 (1200m)
Top Speed [km/h] (Section)	68.3 (1200m)
Race State	Finished



Eagle Farm Professional
Race 8: MAGIC MILLIONS BUFFERING - 1400m
03 January 2026 - 16:34
Track Rating: Good 4, Weather: Overcast, Rail Position: True



Section	Overall	1200m	1000m	800m	600m	400m	200m						
Section Times	1:23.17 [9] (0:13.85)	1:09.32 [8] (0:10.66)	0:58.66 [7] (0:11.26)	0:47.40 [7] (0:11.60)	0:35.80 [9] (0:11.60)	0:24.20 [9] (0:11.65)	0:12.55 [11] (0:12.55)						
Average Speed [km/h]	52.0	67.8	64.5	62.3	62.3	61.8	57.4						
Top Speed [km/h]	66.8	68.3	67.2	63.8	62.9	62.6	60.3						
Avg. Dist. to Rail [m]	5.4	3.1	2.0	0.9	0.8	3.8	6.1						
Avg. Stride Freq. [Hz]	2.2	2.3	2.3	2.2	2.3	2.3	2.2						
Avg. Stride Length [m]	6.6	8.1	7.8	7.7	7.5	7.5	7.2						





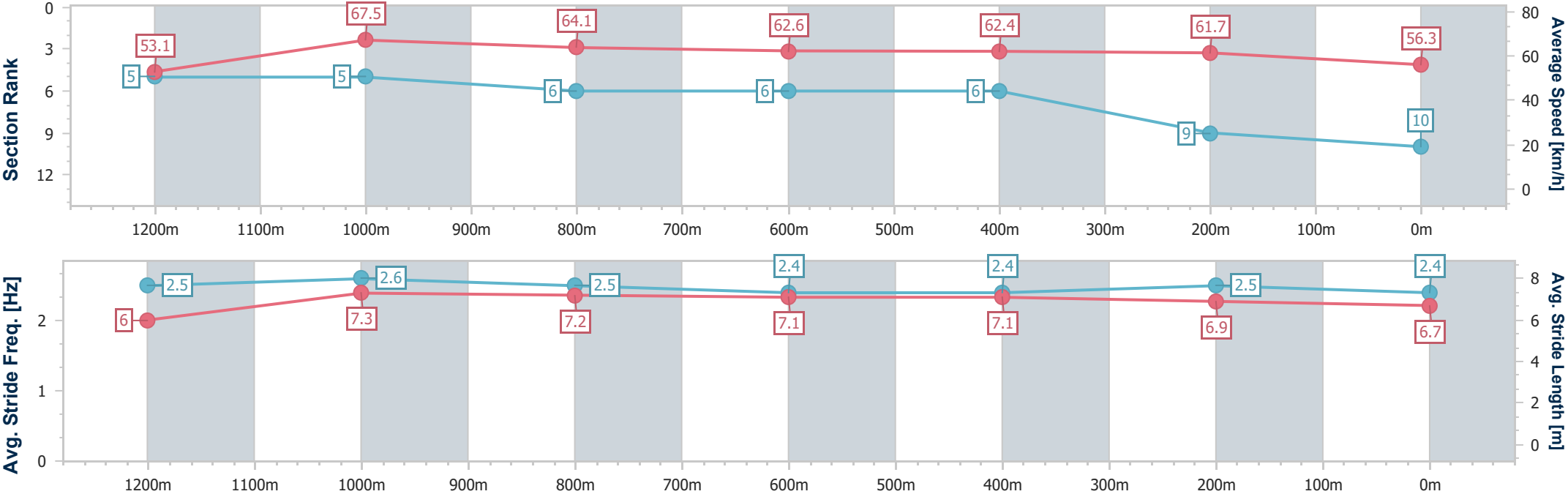
Horse/Jockey Name	Tavs
Final Rank	10
Fastest Section Time (Section)	0:10.70 (1200m)
Top Speed [km/h] (Section)	68.8 (1200m)
Race State	Finished



Eagle FarmProfessional
Race 8: MAGIC MILLIONS BUFFERING - 1400m
03 January 2026 - 16:34
Track Rating: Good 4, Weather: Overcast, Rail Position: True



Section	Overall	1200m	1000m	800m	600m	400m	200m						
Section Times	1:23.19 [10] (0:13.58)	1:09.61 [5] (0:10.70)	0:58.91 [5] (0:11.33)	0:47.58 [6] (0:11.56)	0:36.02 [6] (0:11.59)	0:24.43 [6] (0:11.66)	0:12.77 [9] (0:12.77)						
Average Speed [km/h]	53.1	67.5	64.1	62.6	62.4	61.7	56.3						
Top Speed [km/h]	66.9	68.8	66.9	63.6	62.9	62.5	59.3						
Avg. Dist. to Rail [m]	2.9	2.5	1.9	1.2	0.9	4.0	5.0						
Avg. Stride Freq. [Hz]	2.5	2.6	2.5	2.4	2.4	2.5	2.4						
Avg. Stride Length [m]	6.0	7.3	7.2	7.1	7.1	6.9	6.7						





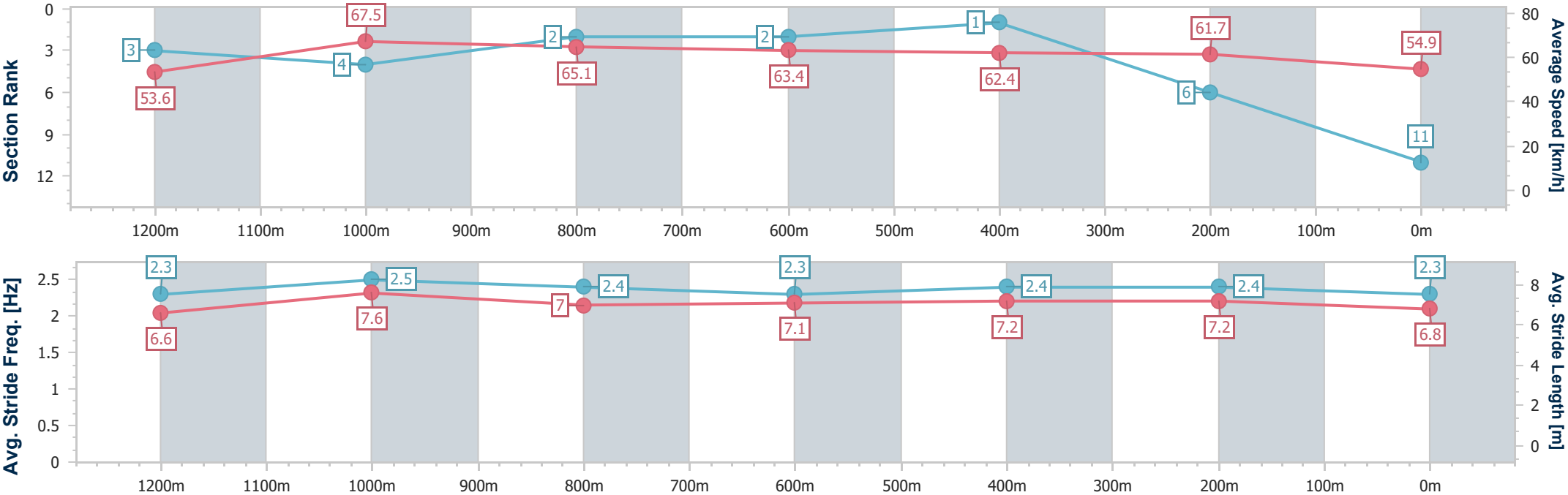
Horse/Jockey Name	Rothfire
Final Rank	11
Fastest Section Time (Section)	0:10.67 (1200m)
Top Speed [km/h] (Section)	68.4 (1200m)
Race State	Finished



Eagle Farm Professional
Race 8: MAGIC MILLIONS BUFFERING - 1400m
03 January 2026 - 16:34
Track Rating: Good 4, Weather: Overcast, Rail Position: True



Section	Overall	1200m	1000m	800m	600m	400m	200m						
Section Times	1:23.33 [11] (0:13.51)	1:09.82 [3] (0:10.67)	0:59.15 [4] (0:11.30)	0:47.85 [2] (0:11.47)	0:36.38 [2] (0:11.55)	0:24.83 [1] (0:11.70)	0:13.13 [6] (0:13.13)						
Average Speed [km/h]	53.6	67.5	65.1	63.4	62.4	61.7	54.9						
Top Speed [km/h]	66.1	68.4	66.6	64.2	62.8	62.8	59.5						
Avg. Dist. to Rail [m]	4.3	3.9	4.3	2.3	0.5	5.1	7.8						
Avg. Stride Freq. [Hz]	2.3	2.5	2.4	2.3	2.4	2.4	2.3						
Avg. Stride Length [m]	6.6	7.6	7.0	7.1	7.2	7.2	6.8						





Eagle Farm Professional

Race 9: BECOME A BRC MEMBER Class 3 Handicap - 1400m

03 January 2026 - 17:17



BRISBANE
RACING CLUB

Track Rating: Good 4, Weather: Overcast, Rail Position: True

Section						Overall	1200m	1000m	800m	600m	400m	Last 600m	
Field Times						1:23.86 (0:13.77)	1:10.09 (0:11.65)	0:58.44 (0:12.07)	0:46.37 (0:11.90)	0:34.47 (0:11.56)	0:22.91 (0:11.26)	0:34.47	
Rank	TAB	Horse/Jockey	Barrier	Top Speed [km/h]	Fastest Section								Distance Travelled [m]
1	19	BENGAL DIAMOND	4	65.3	0:11.21	1:23.86 [1]	1:09.83 [5]	0:58.16 [4]	0:46.22 [4]	0:34.38 [3]	0:22.86 [2]	0:34.38	
		Ben Thompson		600m	400m	(0:14.03)	(0:11.67)	(0:11.94)	(0:11.84)	(0:11.52)	(0:11.21)		
2	4	SILVER WEDDING	10	66.9	0:10.87	1:24.04 [2]	1:09.27 [11]	0:57.75 [11]	0:45.82 [10]	0:33.96 [10]	0:22.54 [8]	0:33.96	+7
		Ryan Maloney		400m	400m	(0:14.77)	(0:11.52)	(0:11.93)	(0:11.86)	(0:11.42)	(0:10.87)		
3	5	HELLA FAST	1	64.5	0:11.27	1:24.21 [3]	1:10.44 [1]	0:58.68 [3]	0:46.71 [3]	0:34.82 [1]	0:23.26 [1]	0:34.82	-1
		Tommy Berry		400m	400m	(0:13.77)	(0:11.76)	(0:11.97)	(0:11.89)	(0:11.56)	(0:11.27)		
4	12	HA'PENNY HATCH	9	66.9	0:11.04	1:24.36 [4]	1:09.71 [9]	0:58.31 [9]	0:46.31 [8]	0:34.47 [7]	0:23.01 [6]	0:34.47	+15
		Michael Rodd		600m	400m	(0:14.65)	(0:11.40)	(0:12.00)	(0:11.84)	(0:11.46)	(0:11.04)		
5	10	CUTEPI	6	66.3	0:11.05	1:24.37 [5]	1:10.01 [7]	0:58.39 [8]	0:46.28 [9]	0:34.36 [9]	0:22.74 [10]	0:34.36	+3
		Jason Collett		400m	400m	(0:14.36)	(0:11.62)	(0:12.11)	(0:11.92)	(0:11.62)	(0:11.05)		
6	3	KADALL	5	65.0	0:11.23	1:24.58 [6]	1:10.71 [2]	0:59.16 [1]	0:47.09 [2]	0:35.14 [2]	0:23.42 [3]	0:35.14	+3
		Daniel Moor		400m	400m	(0:13.87)	(0:11.55)	(0:12.07)	(0:11.95)	(0:11.72)	(0:11.23)		
7	20	LARUSSO	7	65.0	0:11.24	1:24.63 [7]	1:10.31 [6]	0:58.80 [6]	0:46.62 [7]	0:34.64 [8]	0:23.13 [9]	0:34.64	+7
		Robbie Dolan		400m	400m	(0:14.32)	(0:11.51)	(0:12.18)	(0:11.98)	(0:11.51)	(0:11.24)		
8	7	ENTERPRISE ATTACK	3	65.5	0:11.22	1:24.76 [8]	1:10.75 [4]	0:58.95 [5]	0:47.02 [5]	0:35.09 [5]	0:23.56 [4]	0:35.09	-1
		Corey Sutherland		600m	400m	(0:14.01)	(0:11.80)	(0:11.93)	(0:11.93)	(0:11.53)	(0:11.22)		
9	8	TEN GOOD REASONS	8	65.5	0:11.28	1:24.96 [9]	1:10.50 [8]	0:59.09 [7]	0:47.15 [6]	0:35.23 [6]	0:23.58 [7]	0:35.23	+11
		Kerrin McEvoy		1200m	400m	(0:14.46)	(0:11.41)	(0:11.94)	(0:11.92)	(0:11.65)	(0:11.28)		
10	18	STARSARISE	2	64.5	0:11.54	1:25.99 [10]	1:12.07 [3]	1:00.53 [2]	0:48.50 [1]	0:36.45 [4]	0:24.72 [5]	0:36.45	+2
		Rachel King		1200m	1200m	(0:13.92)	(0:11.54)	(0:12.03)	(0:12.05)	(0:11.73)	(0:11.55)		

Scratched: Trapedo (#14), Barrelling (#17), Ocean Diva (#21), Royal Gladiator (#22), Star Act (#13), Vos Savant (#15), Lone Artist (#11), Flying Aurelius (#9), Brindavan (#2), The Little Pumper (#6), Smexy (#1)

Report Created: Sat 3 January 2026 17:37 GMT+10 (Note: Timing is based on position data)

Page 1/15

[] Ranking at each section and finish
 -:-:- No data available at this section
 NA No data available

SCN Saddle cloth number
 DNF Did not finish
 DNT Did not track

data processed by TRIPLESDATA



Eagle Farm Professional

Race 9: BECOME A BRC MEMBER Class 3 Handicap - 1400m

03 January 2026 - 17:17



BRISBANE
RACING CLUB

Track Rating: Good 4, Weather: Overcast, Rail Position: True

Section						Overall	1200m	1000m	800m	600m	400m	Last 600m	
Field Times						1:23.86 (0:13.77)	1:10.09 (0:11.65)	0:58.44 (0:12.07)	0:46.37 (0:11.90)	0:34.47 (0:11.56)	0:22.91 (0:11.26)	0:34.47	
Rank	TAB	Horse/Jockey	Barrier	Top Speed [km/h]	Fastest Section								Distance Travelled [m]
11	23	CLASSIQUE GAL	11	64.2	0:11.49	1:26.66 [11]	1:11.97 [10]	1:00.39 [10]	0:48.38 [11]	0:36.33 [11]	0:24.71 [11]	0:36.33	+5
		Mark Du Plessis		400m	400m	(0:14.69)	(0:11.58)	(0:12.01)	(0:12.05)	(0:11.62)	(0:11.49)		

Scratched: Trapedo (#14), Barrelling (#17), Ocean Diva (#21), Royal Gladiator (#22), Star Act (#13), Vos Savant (#15), Lone Artist (#11), Flying Aurelius (#9), Brindavan (#2), The Little Pumper (#6), Smexy (#1)



Eagle Farm Professional

Race 9: BECOME A BRC MEMBER Class 3 Handicap - 1400m

03 January 2026 - 17:17



BRISBANE
RACING CLUB

Track Rating: Good 4, Weather: Overcast, Rail Position: True

Section Field Times				200m 0:11.65 (0:11.65)		Last 600m 0:34.47			
Rank	TAB	Horse/Jockey	Barrier	Top Speed [km/h]	Fastest Section	Margin			Distance Travelled [m]
1	19	BENGAL DIAMOND	4	65.3	0:11.21	0:11.65 [1]	1:23.86		0:34.38
		Ben Thompson		600m	400m	(0:11.65)			
2	4	SILVER WEDDING	10	66.9	0:10.87	0:11.67 [3]	1.06L		0:33.96 +7
		Ryan Maloney		400m	400m	(0:11.67)			
3	5	HELLA FAST	1	64.5	0:11.27	0:11.99 [2]	2.09L		0:34.82 -1
		Tommy Berry		400m	400m	(0:11.99)			
4	12	HA'PENNY HATCH	9	66.9	0:11.04	0:11.97 [5]	2.96L		0:34.47 +15
		Michael Rodd		600m	400m	(0:11.97)			
5	10	CUTEPI	6	66.3	0:11.05	0:11.69 [8]	3L		0:34.36 +3
		Jason Collett		400m	400m	(0:11.69)			
6	3	KADALL	5	65.0	0:11.23	0:12.19 [4]	4.22L		0:35.14 +3
		Daniel Moor		400m	400m	(0:12.19)			
7	20	LARUSSO	7	65.0	0:11.24	0:11.89 [9]	4.55L		0:34.64 +7
		Robbie Dolan		400m	400m	(0:11.89)			
8	7	ENTERPRISE ATTACK	3	65.5	0:11.22	0:12.34 [6]	5.28L		0:35.09 -1
		Corey Sutherland		600m	400m	(0:12.34)			
9	8	TEN GOOD REASONS	8	65.5	0:11.28	0:12.30 [7]	6.48L		0:35.23 +11
		Kerrin McEvoy		1200m	400m	(0:12.30)			
10	18	STARSARISE	2	64.5	0:11.54	0:13.17 [10]	12.54L		0:36.45 +2
		Rachel King		1200m	1200m	(0:13.17)			

Scratched: Trapedo (#14), Barrelling (#17), Ocean Diva (#21), Royal Gladiator (#22), Star Act (#13), Vos Savant (#15), Lone Artist (#11), Flying Aurelius (#9), Brindavan (#2), The Little Pumper (#6), Smexy (#1)

Report Created: Sat 3 January 2026 17:37 GMT+10 (Note: Timing is based on position data)

Page 3/15

[] Ranking at each section and finish
-:-:- No data available at this section
NA No data available

SCN Saddle cloth number
DNF Did not finish
DNT Did not track

data processed by  TRIPLESDATA



Eagle Farm Professional

Race 9: BECOME A BRC MEMBER Class 3 Handicap - 1400m

03 January 2026 - 17:17



BRISBANE
RACING CLUB

Track Rating: Good 4, Weather: Overcast, Rail Position: True

Section					200m		Last 600m		
Field Times					0:11.65 (0:11.65)		0:34.47		
Rank	TAB	Horse/Jockey	Barrier	Top Speed [km/h]	Fastest Section	Margin		Distance Travelled [m]	
11	23	CLASSIQUE GAL	11	64.2	0:11.49	0:13.22 [11]	16.5L	0:36.33	+5
		Mark Du Plessis		400m	400m	(0:13.22)			

Scratched: Trapedo (#14), Barrelling (#17), Ocean Diva (#21), Royal Gladiator (#22), Star Act (#13), Vos Savant (#15), Lone Artist (#11), Flying Aurelius (#9), Brindavan (#2), The Little Pumper (#6), Smexy (#1)



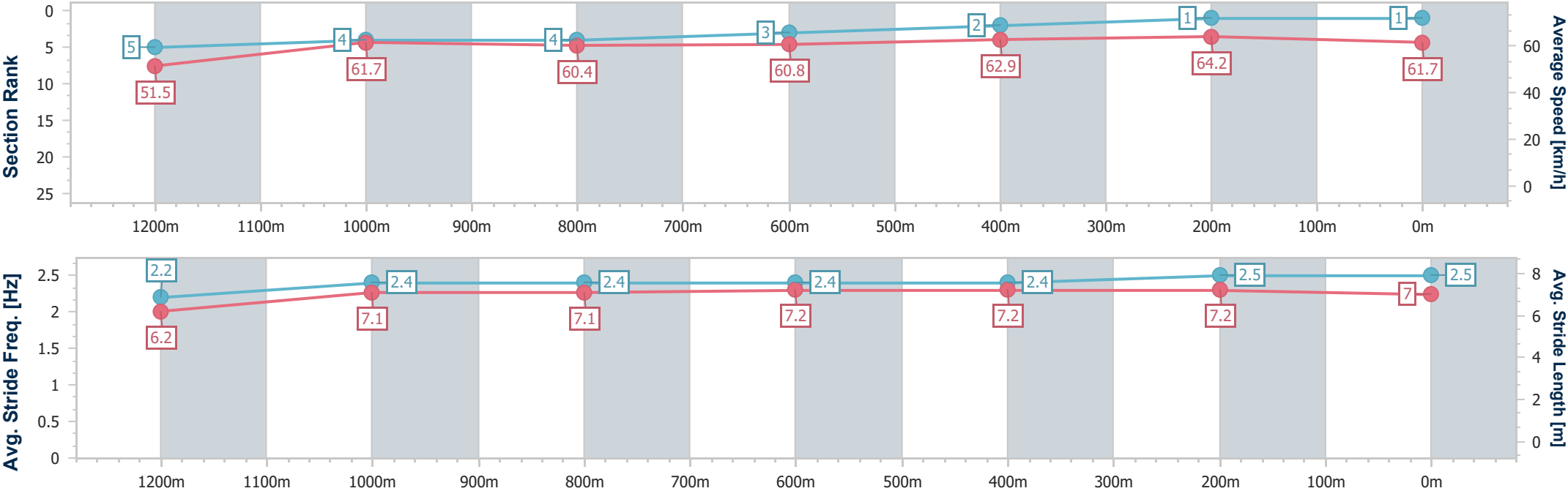
Horse/Jockey Name	Bengal Diamond
Final Rank	1
Fastest Section Time (Section)	0:11.21 (400m)
Top Speed [km/h] (Section)	65.3 (600m)
Race State	Finished



Eagle Farm Professional
Race 9: BECOME A BRC MEMBER Class 3 Handicap - 1400m
03 January 2026 - 17:17
Track Rating: Good 4, Weather: Overcast, Rail Position: True



Section	Overall	1200m	1000m	800m	600m	400m	200m						
Section Times	1:23.86 [1] (0:14.03)	1:09.83 [5] (0:11.67)	0:58.16 [4] (0:11.94)	0:46.22 [4] (0:11.84)	0:34.38 [3] (0:11.52)	0:22.86 [2] (0:11.21)	0:11.65 [1] (0:11.65)						
Average Speed [km/h]	51.5	61.7	60.4	60.8	62.9	64.2	61.7						
Top Speed [km/h]	62.4	63.0	61.4	61.8	65.3	64.8	64.2						
Avg. Dist. to Rail [m]	4.1	1.5	0.4	0.2	1.5	6.9	8.6						
Avg. Stride Freq. [Hz]	2.2	2.4	2.4	2.4	2.4	2.5	2.5						
Avg. Stride Length [m]	6.2	7.1	7.1	7.2	7.2	7.2	7.0						





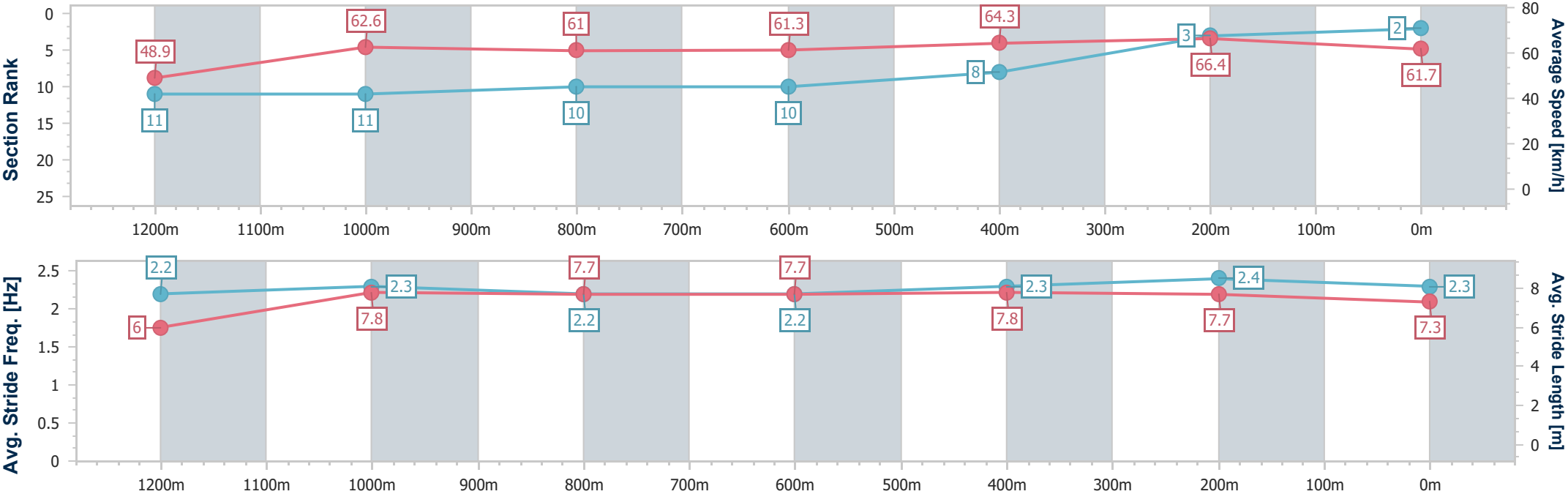
Horse/Jockey Name	Silver Wedding
Final Rank	2
Fastest Section Time (Section)	0:10.87 (400m)
Top Speed [km/h] (Section)	66.9 (400m)
Race State	Finished



Eagle Farm Professional
Race 9: BECOME A BRC MEMBER Class 3 Handicap - 1400m
03 January 2026 - 17:17
Track Rating: Good 4, Weather: Overcast, Rail Position: True



Section	Overall	1200m	1000m	800m	600m	400m	200m						
Section Times	1:24.04 [2] (0:14.77)	1:09.27 [11] (0:11.52)	0:57.75 [11] (0:11.93)	0:45.82 [10] (0:11.86)	0:33.96 [10] (0:11.42)	0:22.54 [8] (0:10.87)	0:11.67 [3] (0:11.67)						
Average Speed [km/h]	48.9	62.6	61.0	61.3	64.3	66.4	61.7						
Top Speed [km/h]	66.0	64.4	62.3	62.8	65.7	66.9	65.3						
Avg. Dist. to Rail [m]	7.3	2.3	2.1	2.1	3.9	10.4	10.0						
Avg. Stride Freq. [Hz]	2.2	2.3	2.2	2.2	2.3	2.4	2.3						
Avg. Stride Length [m]	6.0	7.8	7.7	7.7	7.8	7.7	7.3						





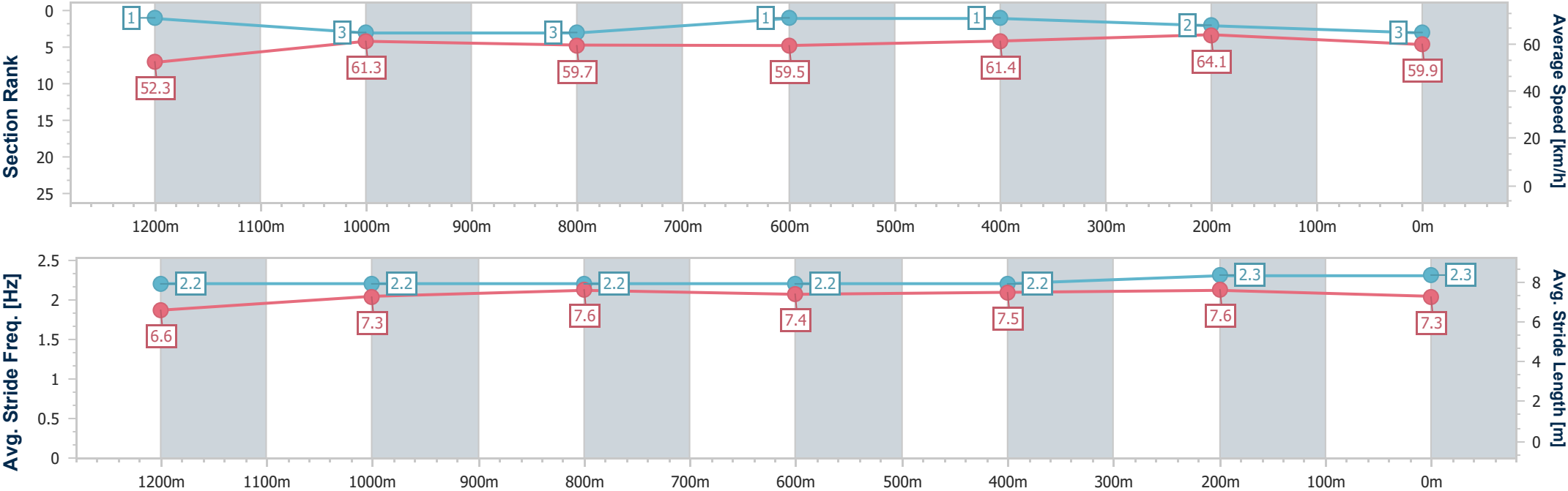
Horse/Jockey Name	Hella Fast
Final Rank	3
Fastest Section Time (Section)	0:11.27 (400m)
Top Speed [km/h] (Section)	64.5 (400m)
Race State	Finished



Eagle Farm Professional
Race 9: BECOME A BRC MEMBER Class 3 Handicap - 1400m
03 January 2026 - 17:17
Track Rating: Good 4, Weather: Overcast, Rail Position: True



Section	Overall	1200m	1000m	800m	600m	400m	200m						
Section Times	1:24.21 [3] (0:13.77)	1:10.44 [1] (0:11.76)	0:58.68 [3] (0:11.97)	0:46.71 [3] (0:11.89)	0:34.82 [1] (0:11.56)	0:23.26 [1] (0:11.27)	0:11.99 [2] (0:11.99)						
Average Speed [km/h]	52.3	61.3	59.7	59.5	61.4	64.1	59.9						
Top Speed [km/h]	61.9	63.1	60.8	61.1	63.5	64.5	63.1						
Avg. Dist. to Rail [m]	2.4	1.0	1.6	3.2	2.7	2.7	4.9						
Avg. Stride Freq. [Hz]	2.2	2.2	2.2	2.2	2.2	2.3	2.3						
Avg. Stride Length [m]	6.6	7.3	7.6	7.4	7.5	7.6	7.3						



[] Ranking at each section and finish
-.-.- No data available at this section
NA No data available



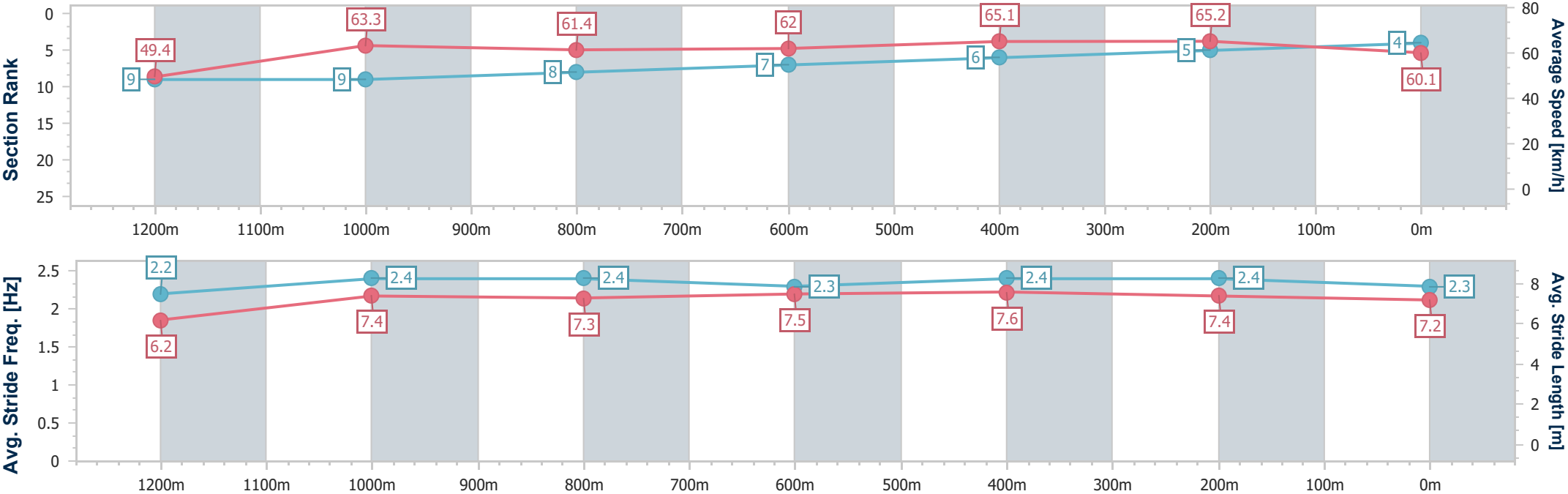
Horse/Jockey Name	Ha'penny Hatch
Final Rank	4
Fastest Section Time (Section)	0:11.04 (400m)
Top Speed [km/h] (Section)	66.9 (600m)
Race State	Finished



Eagle Farm Professional
Race 9: BECOME A BRC MEMBER Class 3 Handicap - 1400m
03 January 2026 - 17:17
Track Rating: Good 4, Weather: Overcast, Rail Position: True



Section	Overall	1200m	1000m	800m	600m	400m	200m						
Section Times	1:24.36 [4] (0:14.65)	1:09.71 [9] (0:11.40)	0:58.31 [9] (0:12.00)	0:46.31 [8] (0:11.84)	0:34.47 [7] (0:11.46)	0:23.01 [6] (0:11.04)	0:11.97 [5] (0:11.97)						
Average Speed [km/h]	49.4	63.3	61.4	62.0	65.1	65.2	60.1						
Top Speed [km/h]	62.2	64.9	62.8	64.3	66.9	66.8	62.3						
Avg. Dist. to Rail [m]	7.8	4.3	4.6	4.3	6.7	13.4	13.0						
Avg. Stride Freq. [Hz]	2.2	2.4	2.4	2.3	2.4	2.4	2.3						
Avg. Stride Length [m]	6.2	7.4	7.3	7.5	7.6	7.4	7.2						



[] Ranking at each section and finish
-.-.- No data available at this section
NA No data available



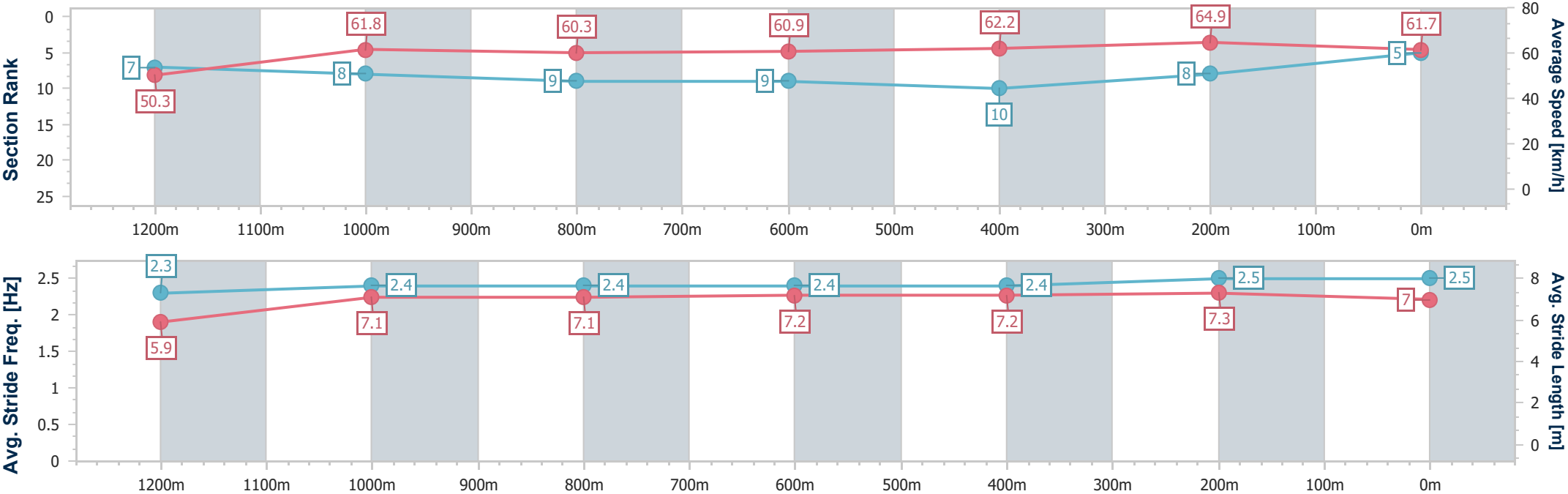
Horse/Jockey Name	Cutepi
Final Rank	5
Fastest Section Time (Section)	0:11.05 (400m)
Top Speed [km/h] (Section)	66.3 (400m)
Race State	Finished



Eagle Farm Professional
Race 9: BECOME A BRC MEMBER Class 3 Handicap - 1400m
03 January 2026 - 17:17
Track Rating: Good 4, Weather: Overcast, Rail Position: True



Section	Overall	1200m	1000m	800m	600m	400m	200m						
Section Times	1:24.37 [5] (0:14.36)	1:10.01 [7] (0:11.62)	0:58.39 [8] (0:12.11)	0:46.28 [9] (0:11.92)	0:34.36 [9] (0:11.62)	0:22.74 [10] (0:11.05)	0:11.69 [8] (0:11.69)						
Average Speed [km/h]	50.3	61.8	60.3	60.9	62.2	64.9	61.7						
Top Speed [km/h]	62.2	63.3	62.4	62.6	64.1	66.3	64.7						
Avg. Dist. to Rail [m]	5.3	2.5	2.4	1.5	0.9	5.6	5.1						
Avg. Stride Freq. [Hz]	2.3	2.4	2.4	2.4	2.4	2.5	2.5						
Avg. Stride Length [m]	5.9	7.1	7.1	7.2	7.2	7.3	7.0						





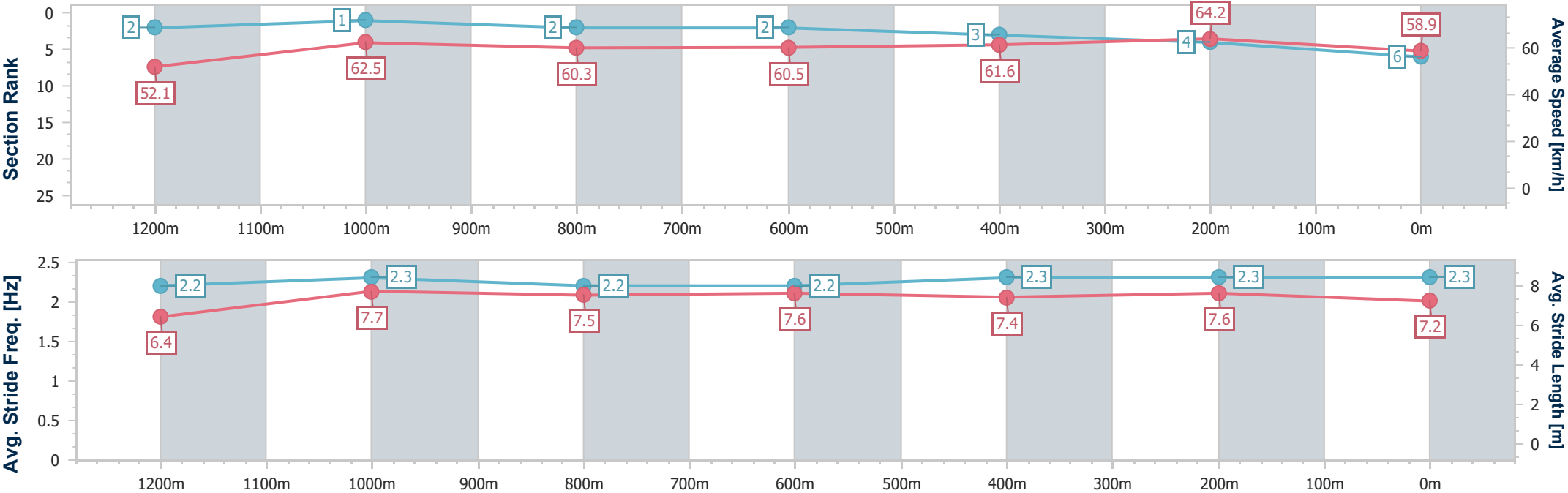
Horse/Jockey Name	Kadall
Final Rank	6
Fastest Section Time (Section)	0:11.23 (400m)
Top Speed [km/h] (Section)	65.0 (400m)
Race State	Finished



Eagle Farm Professional
Race 9: BECOME A BRC MEMBER Class 3 Handicap - 1400m
03 January 2026 - 17:17
Track Rating: Good 4, Weather: Overcast, Rail Position: True



Section	Overall	1200m	1000m	800m	600m	400m	200m						
Section Times	1:24.58 [6] (0:13.87)	1:10.71 [2] (0:11.55)	0:59.16 [1] (0:12.07)	0:47.09 [2] (0:11.95)	0:35.14 [2] (0:11.72)	0:23.42 [3] (0:11.23)	0:12.19 [4] (0:12.19)						
Average Speed [km/h]	52.1	62.5	60.3	60.5	61.6	64.2	58.9						
Top Speed [km/h]	64.5	64.2	61.4	61.5	64.8	65.0	62.5						
Avg. Dist. to Rail [m]	6.3	4.3	2.1	0.9	0.7	6.3	8.2						
Avg. Stride Freq. [Hz]	2.2	2.3	2.2	2.2	2.3	2.3	2.3						
Avg. Stride Length [m]	6.4	7.7	7.5	7.6	7.4	7.6	7.2						



[] Ranking at each section and finish
-.-.- No data available at this section
NA No data available



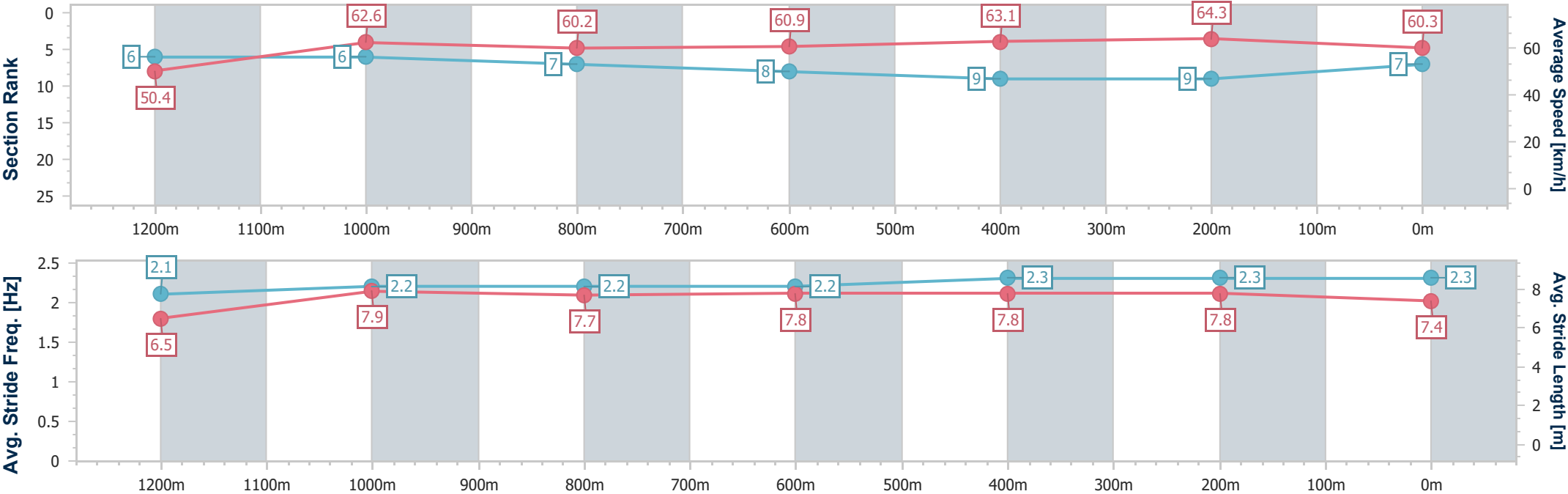
Horse/Jockey Name	Larusso
Final Rank	7
Fastest Section Time (Section)	0:11.24 (400m)
Top Speed [km/h] (Section)	65.0 (400m)
Race State	Finished



Eagle Farm Professional
Race 9: BECOME A BRC MEMBER Class 3 Handicap - 1400m
03 January 2026 - 17:17
Track Rating: Good 4, Weather: Overcast, Rail Position: True



Section	Overall	1200m	1000m	800m	600m	400m	200m						
Section Times	1:24.63 [7] (0:14.32)	1:10.31 [6] (0:11.51)	0:58.80 [6] (0:12.18)	0:46.62 [7] (0:11.98)	0:34.64 [8] (0:11.51)	0:23.13 [9] (0:11.24)	0:11.89 [9] (0:11.89)						
Average Speed [km/h]	50.4	62.6	60.2	60.9	63.1	64.3	60.3						
Top Speed [km/h]	62.2	64.4	61.8	62.5	64.7	65.0	62.4						
Avg. Dist. to Rail [m]	5.1	2.8	3.3	2.5	2.1	5.9	5.8						
Avg. Stride Freq. [Hz]	2.1	2.2	2.2	2.2	2.3	2.3	2.3						
Avg. Stride Length [m]	6.5	7.9	7.7	7.8	7.8	7.8	7.4						





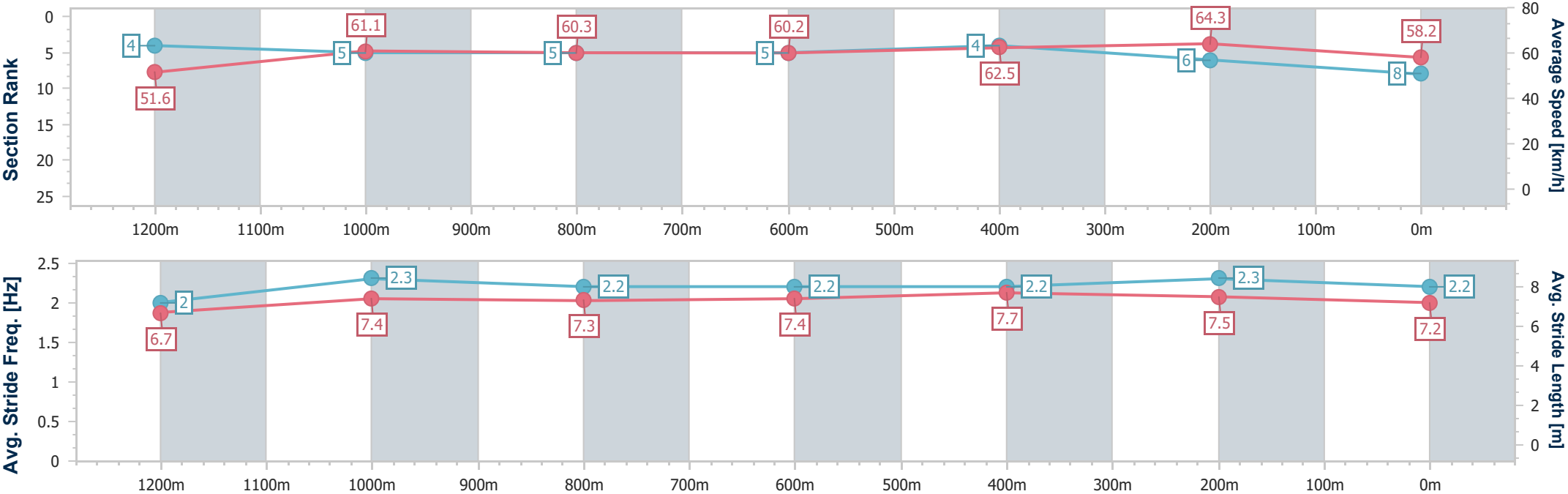
Horse/Jockey Name	Enterprise Attack
Final Rank	8
Fastest Section Time (Section)	0:11.22 (400m)
Top Speed [km/h] (Section)	65.5 (600m)
Race State	Finished



Eagle Farm Professional
Race 9: BECOME A BRC MEMBER Class 3 Handicap - 1400m
03 January 2026 - 17:17
Track Rating: Good 4, Weather: Overcast, Rail Position: True



Section	Overall	1200m	1000m	800m	600m	400m	200m						
Section Times	1:24.76 [8] (0:14.01)	1:10.75 [4] (0:11.80)	0:58.95 [5] (0:11.93)	0:47.02 [5] (0:11.93)	0:35.09 [5] (0:11.53)	0:23.56 [4] (0:11.22)	0:12.34 [6] (0:12.34)						
Average Speed [km/h]	51.6	61.1	60.3	60.2	62.5	64.3	58.2						
Top Speed [km/h]	62.7	62.8	61.2	61.4	65.5	65.5	62.6						
Avg. Dist. to Rail [m]	4.2	1.1	0.5	0.3	0.4	5.6	8.4						
Avg. Stride Freq. [Hz]	2.0	2.3	2.2	2.2	2.2	2.3	2.2						
Avg. Stride Length [m]	6.7	7.4	7.3	7.4	7.7	7.5	7.2						





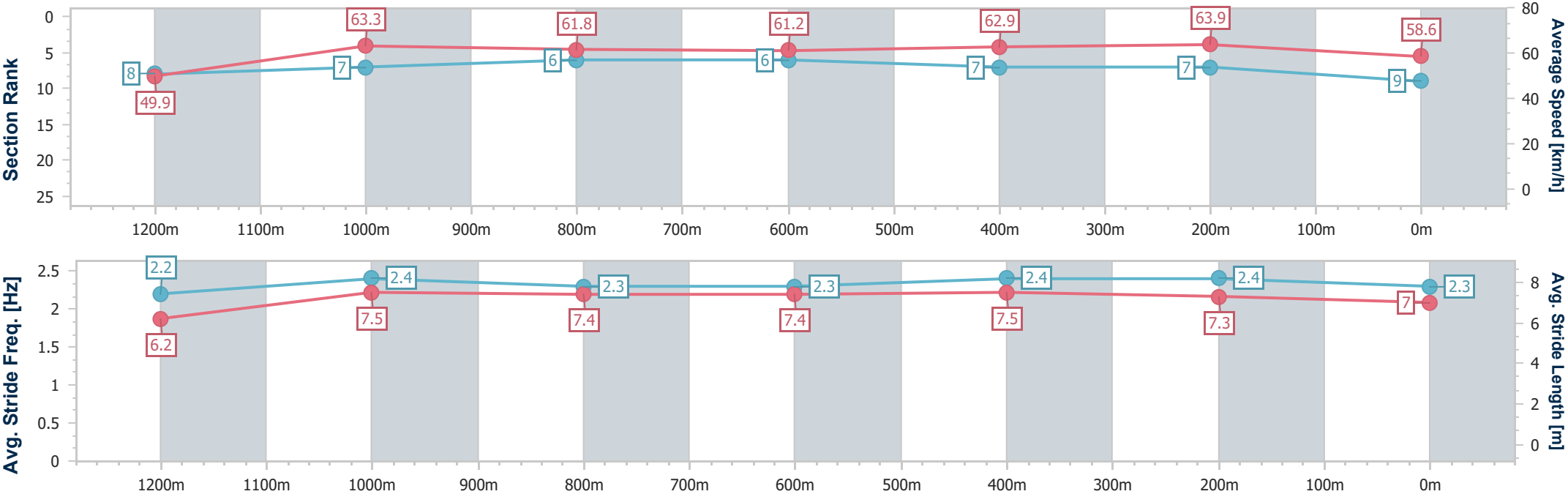
Horse/Jockey Name	Ten Good Reasons
Final Rank	9
Fastest Section Time (Section)	0:11.28 (400m)
Top Speed [km/h] (Section)	65.5 (1200m)
Race State	Finished



Eagle Farm Professional
Race 9: BECOME A BRC MEMBER Class 3 Handicap - 1400m
03 January 2026 - 17:17
Track Rating: Good 4, Weather: Overcast, Rail Position: True



Section	Overall	1200m	1000m	800m	600m	400m	200m						
Section Times	1:24.96 [9] (0:14.46)	1:10.50 [8] (0:11.41)	0:59.09 [7] (0:11.94)	0:47.15 [6] (0:11.92)	0:35.23 [6] (0:11.65)	0:23.58 [7] (0:11.28)	0:12.30 [7] (0:12.30)						
Average Speed [km/h]	49.9	63.3	61.8	61.2	62.9	63.9	58.6						
Top Speed [km/h]	62.0	65.5	63.7	63.4	65.3	64.8	62.8						
Avg. Dist. to Rail [m]	7.3	5.2	4.4	3.6	3.9	9.5	9.9						
Avg. Stride Freq. [Hz]	2.2	2.4	2.3	2.3	2.4	2.4	2.3						
Avg. Stride Length [m]	6.2	7.5	7.4	7.4	7.5	7.3	7.0						





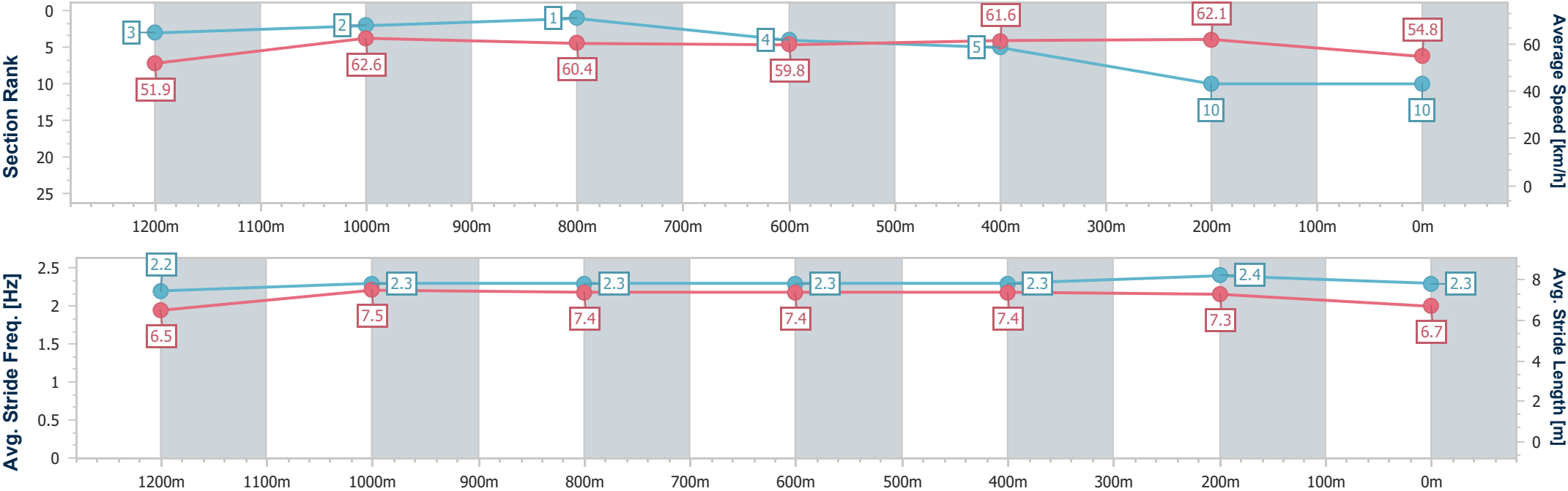
Horse/Jockey Name	Starsarise
Final Rank	10
Fastest Section Time (Section)	0:11.54 (1200m)
Top Speed [km/h] (Section)	64.5 (1200m)
Race State	Finished



Eagle FarmProfessional
Race 9: BECOME A BRC MEMBER Class 3 Handicap - 1400m
03 January 2026 - 17:17
Track Rating: Good 4, Weather: Overcast, Rail Position: True



Section	Overall	1200m	1000m	800m	600m	400m	200m						
Section Times	1:25.99 [10] (0:13.92)	1:12.07 [3] (0:11.54)	1:00.53 [2] (0:12.03)	0:48.50 [1] (0:12.05)	0:36.45 [4] (0:11.73)	0:24.72 [5] (0:11.55)	0:13.17 [10] (0:13.17)						
Average Speed [km/h]	51.9	62.6	60.4	59.8	61.6	62.1	54.8						
Top Speed [km/h]	63.2	64.5	61.4	61.0	63.4	63.9	60.3						
Avg. Dist. to Rail [m]	3.6	2.7	1.9	0.8	0.4	3.5	3.4						
Avg. Stride Freq. [Hz]	2.2	2.3	2.3	2.3	2.3	2.4	2.3						
Avg. Stride Length [m]	6.5	7.5	7.4	7.4	7.4	7.3	6.7						





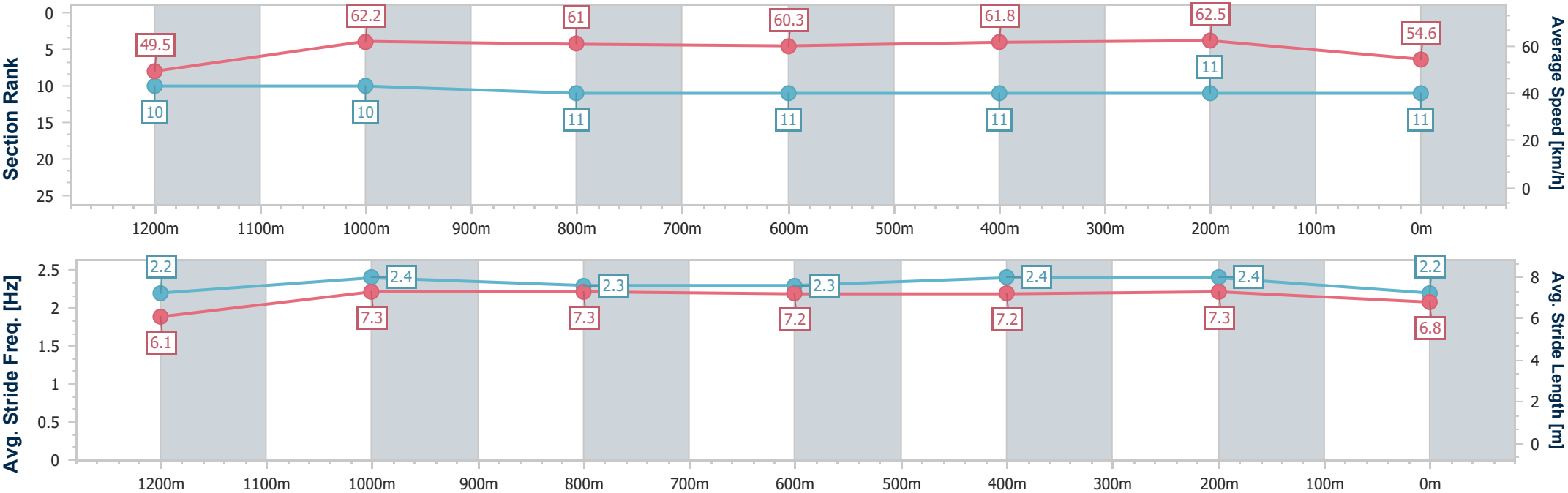
Horse/Jockey Name	Classique Gal
Final Rank	11
Fastest Section Time (Section)	0:11.49 (400m)
Top Speed [km/h] (Section)	64.2 (400m)
Race State	Finished



Eagle Farm Professional
Race 9: BECOME A BRC MEMBER Class 3 Handicap - 1400m
03 January 2026 - 17:17
Track Rating: Good 4, Weather: Overcast, Rail Position: True



Section	Overall	1200m	1000m	800m	600m	400m	200m						
Section Times	1:26.66 [11] (0:14.69)	1:11.97 [10] (0:11.58)	1:00.39 [10] (0:12.01)	0:48.38 [11] (0:12.05)	0:36.33 [11] (0:11.62)	0:24.71 [11] (0:11.49)	0:13.22 [11] (0:13.22)						
Average Speed [km/h]	49.5	62.2	61.0	60.3	61.8	62.5	54.6						
Top Speed [km/h]	60.9	63.8	62.6	62.6	63.2	64.2	61.6						
Avg. Dist. to Rail [m]	9.2	3.3	3.2	2.0	0.4	1.7	3.3						
Avg. Stride Freq. [Hz]	2.2	2.4	2.3	2.3	2.4	2.4	2.2						
Avg. Stride Length [m]	6.1	7.3	7.3	7.2	7.2	7.3	6.8						





Eagle Farm Professional

Race 10: XXXX BENCHMARK 78 Handicap - 1200m

03 January 2026 - 17:54



BRISBANE
RACING CLUB

Track Rating: Good 4, Weather: Overcast, Rail Position: True

Section						Overall	1000m	800m	600m	400m	200m	Last 600m		
Field Times						1:10.66 (0:13.18)	0:57.48 (0:11.03)	0:46.45 (0:11.39)	0:35.06 (0:11.57)	0:23.49 (0:11.38)	0:12.11 (0:12.11)	0:35.06		
Rank	TAB	Horse/Jockey	Barrier	Top Speed [km/h]	Fastest Section							Margin	Distance Travelled [m]	
1	1	HELL	8	69.6	0:11.03	1:10.66 [1]	0:57.48 [1]	0:46.45 [1]	0:35.06 [1]	0:23.49 [1]	0:12.11 [1]	1:10.66	0:35.06	
		Jai Williams		Overall	1000m	(0:13.18)	(0:11.03)	(0:11.39)	(0:11.57)	(0:11.38)	(0:12.11)			
2	12	AMUSEANTES	6	66.8	0:11.10	1:10.92 [2]	0:57.03 [8]	0:45.59 [9]	0:34.19 [8]	0:22.89 [8]	0:11.79 [5]	1.54L	0:34.19	+8
		Daniel Moor		600m	400m	(0:13.89)	(0:11.44)	(0:11.40)	(0:11.30)	(0:11.10)	(0:11.79)			
3	6	MINTAKA LAD	4	66.2	0:11.08	1:10.94 [3]	0:57.41 [3]	0:46.14 [4]	0:34.62 [5]	0:23.23 [4]	0:12.15 [2]	1.69L	0:34.62	+8
		Michael Rodd		1000m	400m	(0:13.53)	(0:11.27)	(0:11.52)	(0:11.39)	(0:11.08)	(0:12.15)			
4	16	ALTERNATUM	9	67.5	0:11.12	1:10.99 [4]	0:57.28 [5]	0:46.02 [5]	0:34.53 [6]	0:23.25 [5]	0:12.13 [4]	1.98L	0:34.53	+16
		Craig Williams		1000m	400m	(0:13.71)	(0:11.26)	(0:11.49)	(0:11.28)	(0:11.12)	(0:12.13)			
5	9	MEAN APPROACH	3	66.4	0:11.13	1:11.23 [5]	0:57.39 [7]	0:46.26 [6]	0:34.93 [4]	0:23.60 [2]	0:12.42 [3]	3.38L	0:34.93	+2
		Les Tilley		1000m	1000m	(0:13.84)	(0:11.13)	(0:11.33)	(0:11.33)	(0:11.18)	(0:12.42)			
6	5	SHOW SOME DECORUM	7	67.0	0:11.11	1:11.28 [6]	0:57.22 [9]	0:46.06 [8]	0:34.52 [9]	0:23.08 [11]	0:11.97 [7]	3.66L	0:34.52	+14
		Jason Collett		600m	400m	(0:14.06)	(0:11.16)	(0:11.54)	(0:11.44)	(0:11.11)	(0:11.97)			
7	8	LADY SHOTGUN	11	66.5	0:11.22	1:11.50 [7]	0:57.21 [11]	0:45.91 [11]	0:34.69 [10]	0:23.41 [9]	0:12.08 [8]	4.94L	0:34.69	+2
		Chelsea Baker		1000m	800m	(0:14.29)	(0:11.30)	(0:11.22)	(0:11.28)	(0:11.33)	(0:12.08)			
8	10	SUPERALLOY	1	66.6	0:10.97	1:11.50 [8]	0:57.81 [4]	0:46.84 [3]	0:35.46 [2]	0:23.83 [3]	0:12.33 [6]	4.98L	0:35.46	+3
		Angela Jones		1000m	1000m	(0:13.69)	(0:10.97)	(0:11.38)	(0:11.63)	(0:11.50)	(0:12.33)			
9	7	CALICO JACK	5	67.0	0:11.19	1:11.99 [9]	0:58.55 [2]	0:47.36 [2]	0:35.82 [3]	0:24.21 [6]	0:12.55 [9]	7.86L	0:35.82	+7
		Emily Lang		1000m	1000m	(0:13.44)	(0:11.19)	(0:11.54)	(0:11.61)	(0:11.66)	(0:12.55)			
10	3	RISE OF THE MASSES	2	66.3	0:11.28	1:12.00 [10]	0:58.26 [6]	0:46.98 [7]	0:35.40 [7]	0:24.06 [7]	0:12.53 [10]	7.88L	0:35.40	+5
		Jasper Franklin		600m	1000m	(0:13.74)	(0:11.28)	(0:11.58)	(0:11.34)	(0:11.53)	(0:12.53)			

Scratched: Spanish Fox (#4), Amore Veloce (#11), Jonny Da Wolf (#2), Synergy In Motion (#14), Botanica (#15)

Report Created: Sat 3 January 2026 18:03 GMT+10 (Note: Timing is based on position data)

Page 1/13

[] Ranking at each section and finish
-:-:- No data available at this section
NA No data available

SCN Saddle cloth number
DNF Did not finish
DNT Did not track

data processed by  TRIPLESDATA



Eagle Farm Professional

Race 10: XXXX BENCHMARK 78 Handicap - 1200m

03 January 2026 - 17:54



BRISBANE
RACING CLUB

Track Rating: Good 4, Weather: Overcast, Rail Position: True

Section					Overall	1000m	800m	600m	400m	200m	Last 600m			
Field Times					1:10.66 (0:13.18)	0:57.48 (0:11.03)	0:46.45 (0:11.39)	0:35.06 (0:11.57)	0:23.49 (0:11.38)	0:12.11 (0:12.11)	0:35.06			
Rank	TAB	Horse/Jockey	Barrier	Top Speed [km/h]	Fastest Section								Margin	Distance Travelled [m]
11	13	DELEXO	12	66.2	0:11.20	1:12.30 [11]	0:58.06 [10]	0:46.86 [10]	0:35.48 [11]	0:24.11 [10]	0:12.80 [11]	9.67L	0:35.48	+8
		Ben Thompson		1000m	1000m	(0:14.24)	(0:11.20)	(0:11.38)	(0:11.37)	(0:11.31)	(0:12.80)			

Scratched: Spanish Fox (#4), Amore Veloce (#11), Jonny Da Wolf (#2), Synergy In Motion (#14), Botanica (#15)



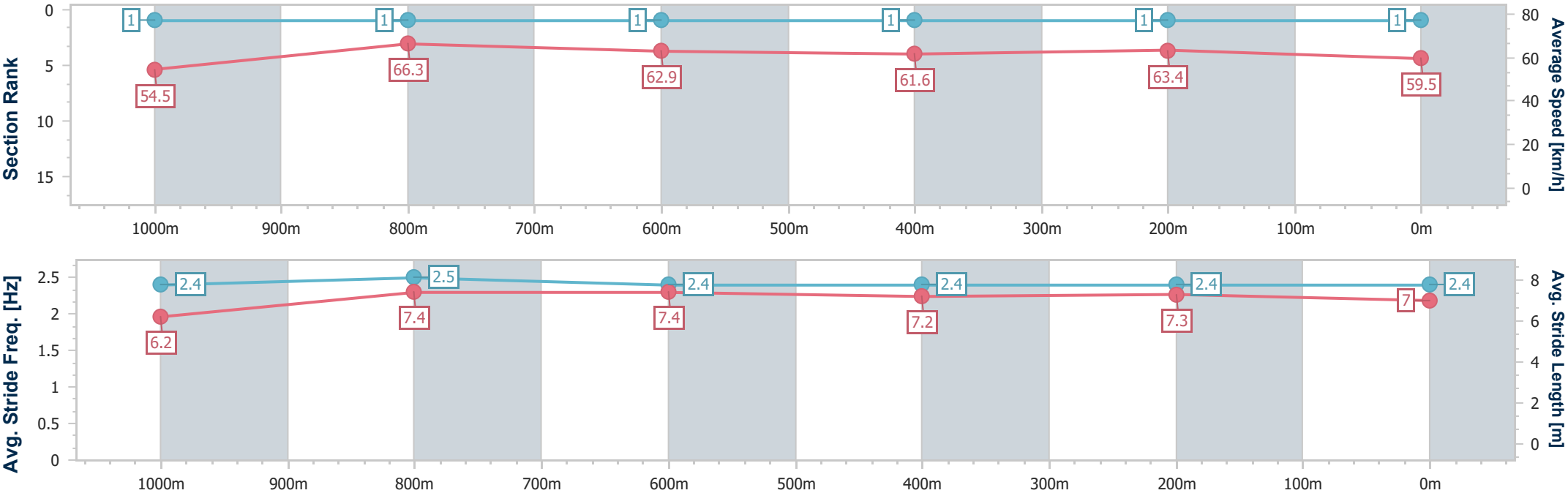
Horse/Jockey Name	Hell
Final Rank	1
Fastest Section Time (Section)	0:11.03 (1000m)
Top Speed [km/h] (Section)	69.6 (Overall)
Race State	Finished



Eagle FarmProfessional
Race 10: XXXX BENCHMARK 78 Handicap - 1200m
03 January 2026 - 17:54
Track Rating: Good 4, Weather: Overcast, Rail Position: True



Section	Overall	1000m	800m	600m	400m	200m								
Section Times	1:10.66 [1] (0:13.18)	0:57.48 [1] (0:11.03)	0:46.45 [1] (0:11.39)	0:35.06 [1] (0:11.57)	0:23.49 [1] (0:11.38)	0:12.11 [1] (0:12.11)								
Average Speed [km/h]	54.5	66.3	62.9	61.6	63.4	59.5								
Top Speed [km/h]	69.6	67.7	64.1	62.6	64.1	63.5								
Avg. Dist. to Rail [m]	6.3	2.0	0.9	1.7	1.6	1.5								
Avg. Stride Freq. [Hz]	2.4	2.5	2.4	2.4	2.4	2.4								
Avg. Stride Length [m]	6.2	7.4	7.4	7.2	7.3	7.0								



[] Ranking at each section and finish
- - - - No data available at this section
NA No data available



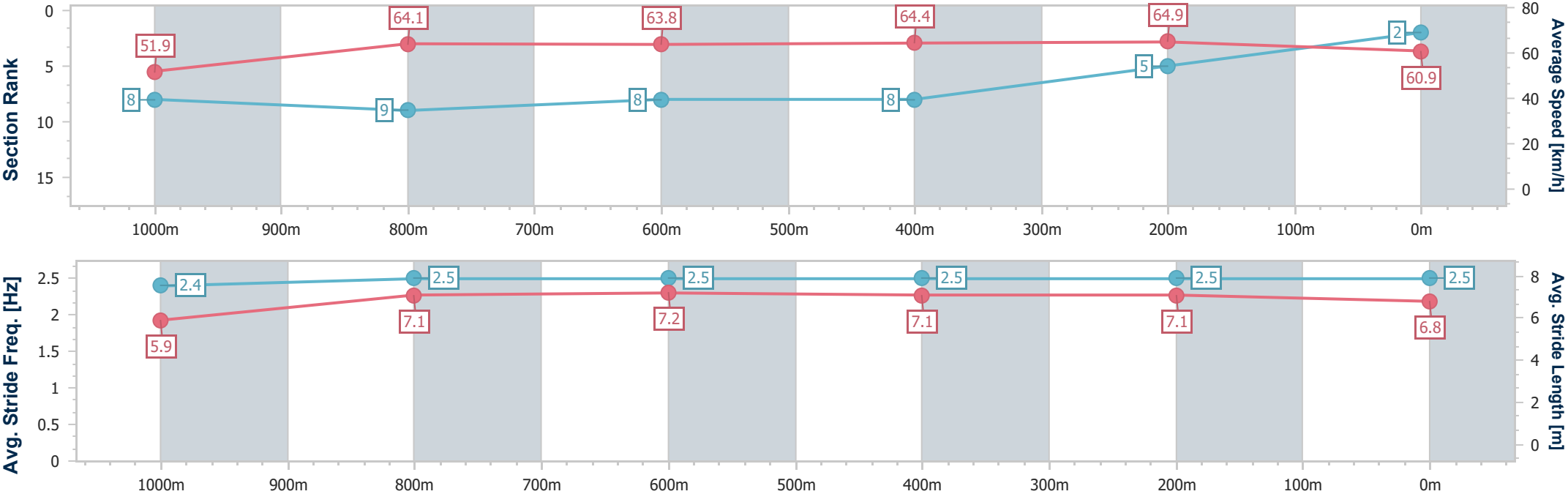
Horse/Jockey Name	Amuseantes
Final Rank	2
Fastest Section Time (Section)	0:11.10 (400m)
Top Speed [km/h] (Section)	66.8 (600m)
Race State	Finished



Eagle Farm Professional
Race 10: XXXX BENCHMARK 78 Handicap - 1200m
03 January 2026 - 17:54
Track Rating: Good 4, Weather: Overcast, Rail Position: True



Section	Overall	1000m	800m	600m	400m	200m								
Section Times	1:10.92 [2] (0:13.89)	0:57.03 [8] (0:11.44)	0:45.59 [9] (0:11.40)	0:34.19 [8] (0:11.30)	0:22.89 [8] (0:11.10)	0:11.79 [5] (0:11.79)								
Average Speed [km/h]	51.9	64.1	63.8	64.4	64.9	60.9								
Top Speed [km/h]	66.5	65.1	65.6	66.8	66.3	63.4								
Avg. Dist. to Rail [m]	3.6	3.2	1.8	2.4	3.6	4.8								
Avg. Stride Freq. [Hz]	2.4	2.5	2.5	2.5	2.5	2.5								
Avg. Stride Length [m]	5.9	7.1	7.2	7.1	7.1	6.8								





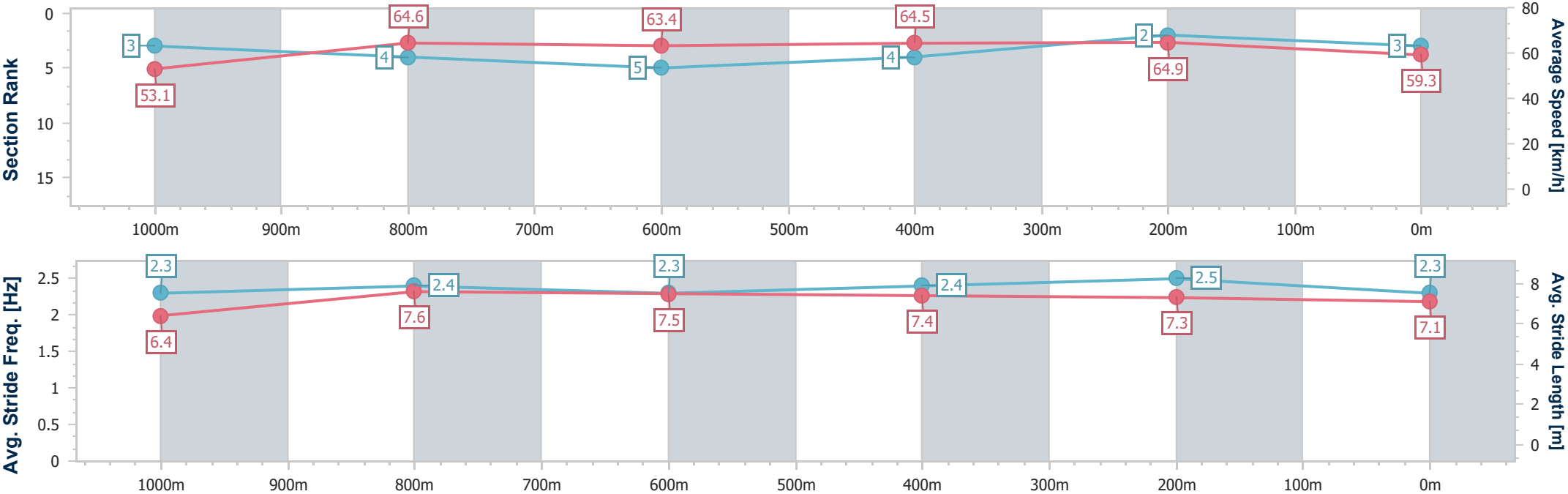
Horse/Jockey Name	Mintaka Lad
Final Rank	3
Fastest Section Time (Section)	0:11.08 (400m)
Top Speed [km/h] (Section)	66.2 (1000m)
Race State	Finished



Eagle Farm Professional
Race 10: XXXX BENCHMARK 78 Handicap - 1200m
03 January 2026 - 17:54
Track Rating: Good 4, Weather: Overcast, Rail Position: True



Section	Overall	1000m	800m	600m	400m	200m							
Section Times	1:10.94 [3] (0:13.53)	0:57.41 [3] (0:11.27)	0:46.14 [4] (0:11.52)	0:34.62 [5] (0:11.39)	0:23.23 [4] (0:11.08)	0:12.15 [2] (0:12.15)							
Average Speed [km/h]	53.1	64.6	63.4	64.5	64.9	59.3							
Top Speed [km/h]	66.2	66.2	64.2	66.1	66.2	62.7							
Avg. Dist. to Rail [m]	4.1	2.1	2.3	4.2	9.2	6.7							
Avg. Stride Freq. [Hz]	2.3	2.4	2.3	2.4	2.5	2.3							
Avg. Stride Length [m]	6.4	7.6	7.5	7.4	7.3	7.1							



[] Ranking at each section and finish
-.-.- No data available at this section
NA No data available



Horse/Jockey Name	Altermatum
Final Rank	4
Fastest Section Time (Section)	0:11.12 (400m)
Top Speed [km/h] (Section)	67.5 (1000m)
Race State	Finished



Eagle FarmProfessional
Race 10: XXXX BENCHMARK 78 Handicap - 1200m

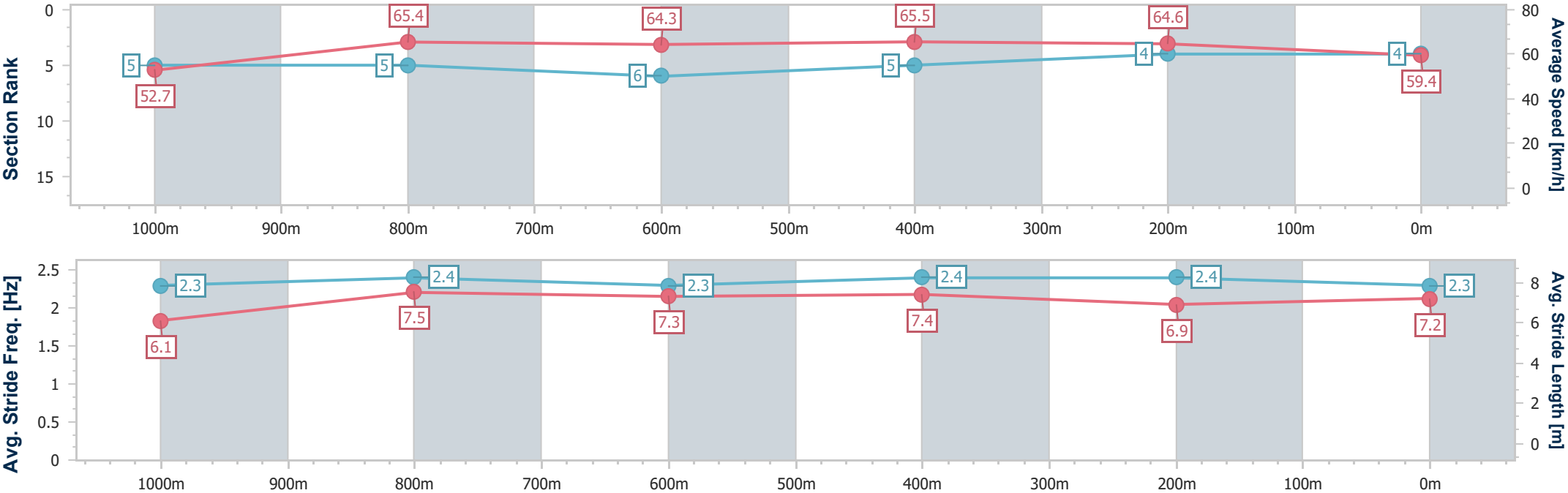
03 January 2026 - 17:54

Track Rating: Good 4, Weather: Overcast, Rail Position: True



BRISBANE
RACING CLUB

Section	Overall	1000m	800m	600m	400m	200m								
Section Times	1:10.99 [4] (0:13.71)	0:57.28 [5] (0:11.26)	0:46.02 [5] (0:11.49)	0:34.53 [6] (0:11.28)	0:23.25 [5] (0:11.12)	0:12.13 [4] (0:12.13)								
Average Speed [km/h]	52.7	65.4	64.3	65.5	64.6	59.4								
Top Speed [km/h]	67.5	67.5	66.3	66.8	66.8	62.6								
Avg. Dist. to Rail [m]	6.4	4.9	5.4	5.0	7.1	4.4								
Avg. Stride Freq. [Hz]	2.3	2.4	2.3	2.4	2.4	2.3								
Avg. Stride Length [m]	6.1	7.5	7.3	7.4	6.9	7.2								





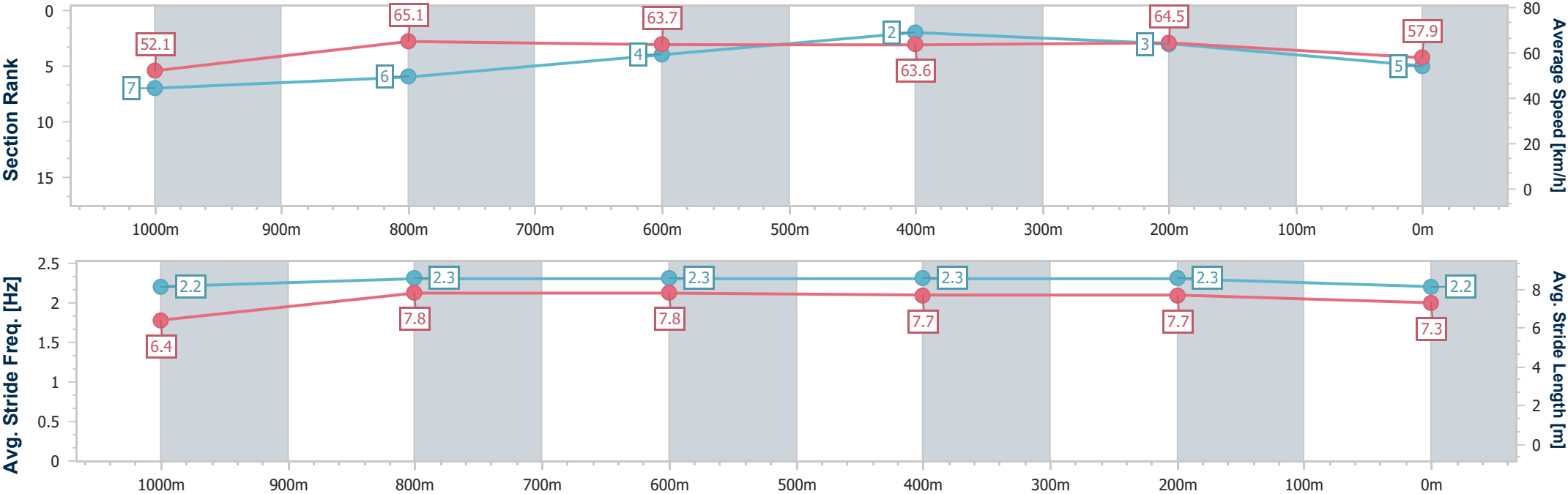
Horse/Jockey Name	Mean Approach
Final Rank	5
Fastest Section Time (Section)	0:11.13 (1000m)
Top Speed [km/h] (Section)	66.4 (1000m)
Race State	Finished



Eagle FarmProfessional
Race 10: XXXX BENCHMARK 78 Handicap - 1200m
03 January 2026 - 17:54
Track Rating: Good 4, Weather: Overcast, Rail Position: True



Section	Overall	1000m	800m	600m	400m	200m							
Section Times	1:11.23 [5] (0:13.84)	0:57.39 [7] (0:11.13)	0:46.26 [6] (0:11.33)	0:34.93 [4] (0:11.33)	0:23.60 [2] (0:11.18)	0:12.42 [3] (0:12.42)							
Average Speed [km/h]	52.1	65.1	63.7	63.6	64.5	57.9							
Top Speed [km/h]	65.3	66.4	65.5	65.8	66.2	60.8							
Avg. Dist. to Rail [m]	1.6	1.8	0.6	0.5	2.1	2.8							
Avg. Stride Freq. [Hz]	2.2	2.3	2.3	2.3	2.3	2.2							
Avg. Stride Length [m]	6.4	7.8	7.8	7.7	7.7	7.3							





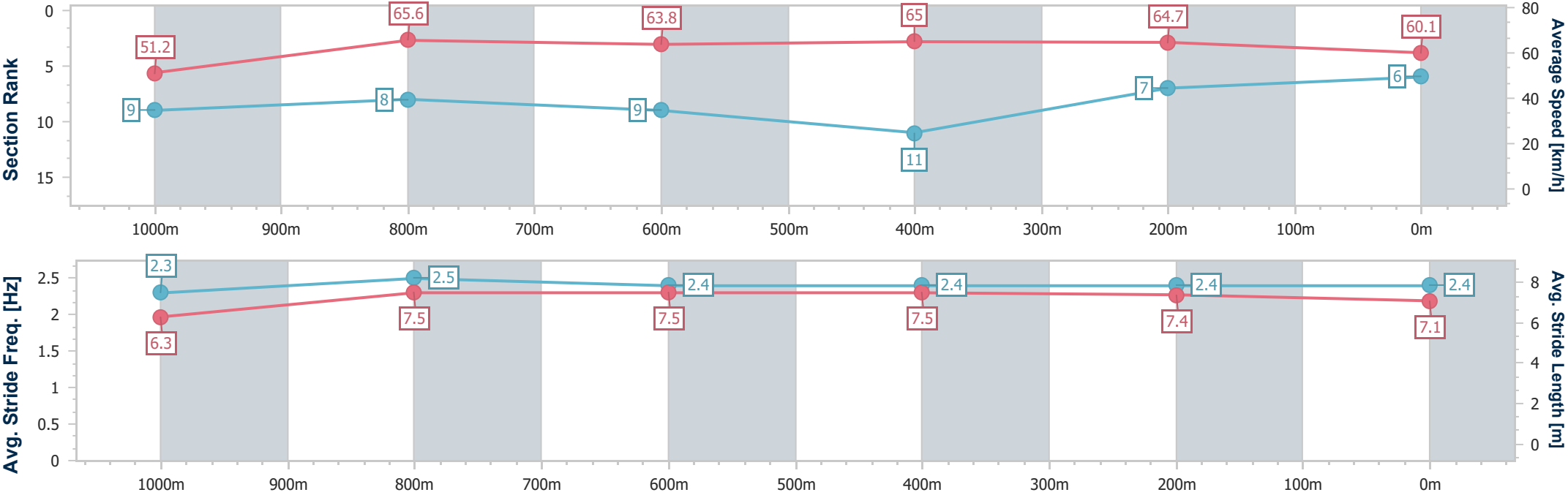
Horse/Jockey Name	Show Some Decorum
Final Rank	6
Fastest Section Time (Section)	0:11.11 (400m)
Top Speed [km/h] (Section)	67.0 (600m)
Race State	Finished



Eagle Farm Professional
Race 10: XXXX BENCHMARK 78 Handicap - 1200m
03 January 2026 - 17:54
Track Rating: Good 4, Weather: Overcast, Rail Position: True



Section	Overall	1000m	800m	600m	400m	200m							
Section Times	1:11.28 [6] (0:14.06)	0:57.22 [9] (0:11.16)	0:46.06 [8] (0:11.54)	0:34.52 [9] (0:11.44)	0:23.08 [11] (0:11.11)	0:11.97 [7] (0:11.97)							
Average Speed [km/h]	51.2	65.6	63.8	65.0	64.7	60.1							
Top Speed [km/h]	65.2	66.6	65.4	67.0	66.9	62.1							
Avg. Dist. to Rail [m]	4.8	2.9	4.7	6.9	11.0	8.8							
Avg. Stride Freq. [Hz]	2.3	2.5	2.4	2.4	2.4	2.4							
Avg. Stride Length [m]	6.3	7.5	7.5	7.5	7.4	7.1							





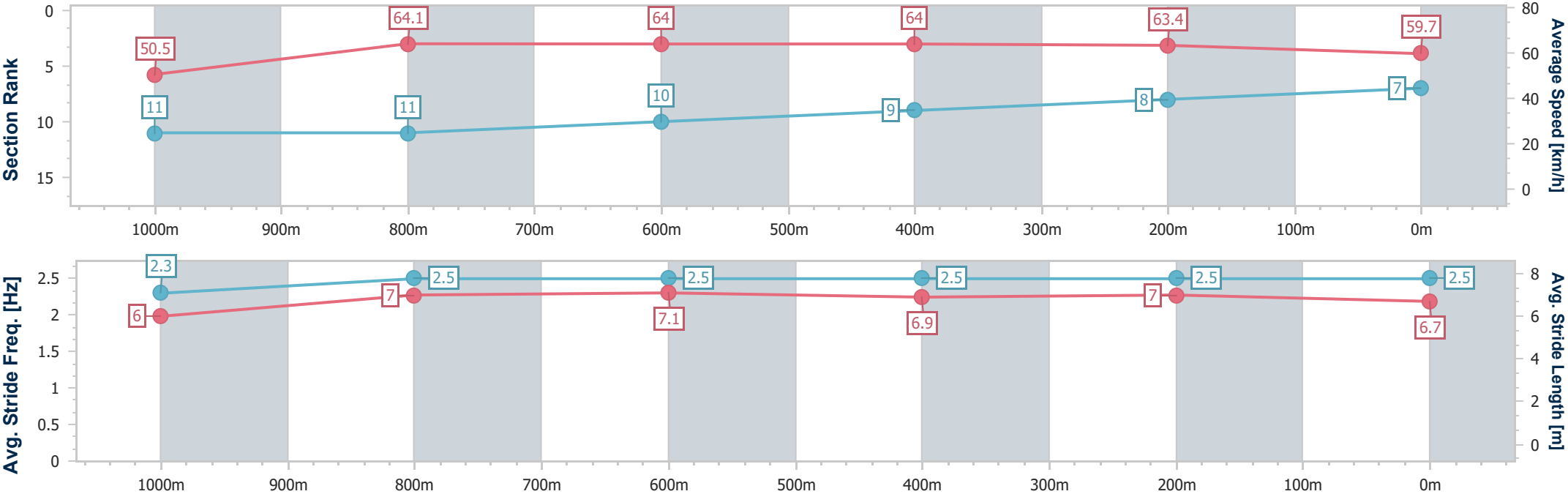
Horse/Jockey Name	Lady Shotgun
Final Rank	7
Fastest Section Time (Section)	0:11.22 (800m)
Top Speed [km/h] (Section)	66.5 (1000m)
Race State	Finished



Eagle FarmProfessional
Race 10: XXXX BENCHMARK 78 Handicap - 1200m
03 January 2026 - 17:54
Track Rating: Good 4, Weather: Overcast, Rail Position: True



Section	Overall	1000m	800m	600m	400m	200m							
Section Times	1:11.50 [7] (0:14.29)	0:57.21 [11] (0:11.30)	0:45.91 [11] (0:11.22)	0:34.69 [10] (0:11.28)	0:23.41 [9] (0:11.33)	0:12.08 [8] (0:12.08)							
Average Speed [km/h]	50.5	64.1	64.0	64.0	63.4	59.7							
Top Speed [km/h]	65.2	66.5	65.3	65.5	65.1	61.8							
Avg. Dist. to Rail [m]	6.5	1.2	0.5	1.0	5.4	5.6							
Avg. Stride Freq. [Hz]	2.3	2.5	2.5	2.5	2.5	2.5							
Avg. Stride Length [m]	6.0	7.0	7.1	6.9	7.0	6.7							





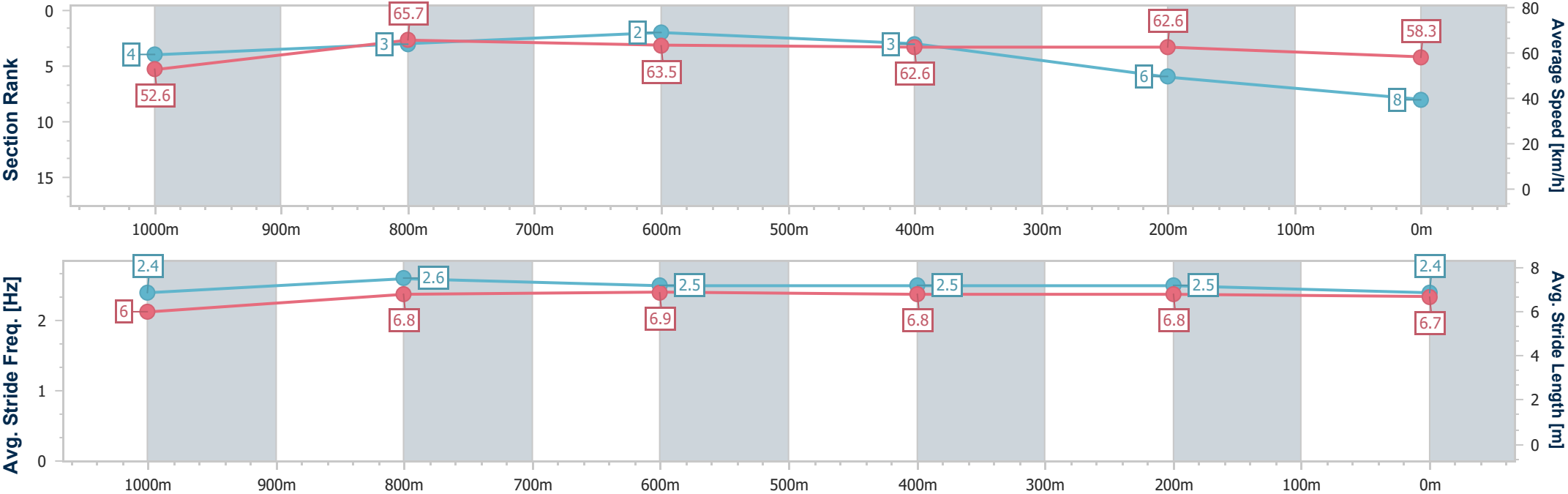
Horse/Jockey Name	Superalloy
Final Rank	8
Fastest Section Time (Section)	0:10.97 (1000m)
Top Speed [km/h] (Section)	66.6 (1000m)
Race State	Finished



Eagle FarmProfessional
Race 10: XXXX BENCHMARK 78 Handicap - 1200m
03 January 2026 - 17:54
Track Rating: Good 4, Weather: Overcast, Rail Position: True



Section	Overall	1000m	800m	600m	400m	200m							
Section Times	1:11.50 [8] (0:13.69)	0:57.81 [4] (0:10.97)	0:46.84 [3] (0:11.38)	0:35.46 [2] (0:11.63)	0:23.83 [3] (0:11.50)	0:12.33 [6] (0:12.33)							
Average Speed [km/h]	52.6	65.7	63.5	62.6	62.6	58.3							
Top Speed [km/h]	65.2	66.6	65.1	63.1	63.9	61.1							
Avg. Dist. to Rail [m]	0.7	0.3	1.2	2.1	5.8	7.7							
Avg. Stride Freq. [Hz]	2.4	2.6	2.5	2.5	2.5	2.4							
Avg. Stride Length [m]	6.0	6.8	6.9	6.8	6.8	6.7							





Horse/Jockey Name	Calico Jack
Final Rank	9
Fastest Section Time (Section)	0:11.19 (1000m)
Top Speed [km/h] (Section)	67.0 (1000m)
Race State	Finished



Eagle FarmProfessional
Race 10: XXXX BENCHMARK 78 Handicap - 1200m

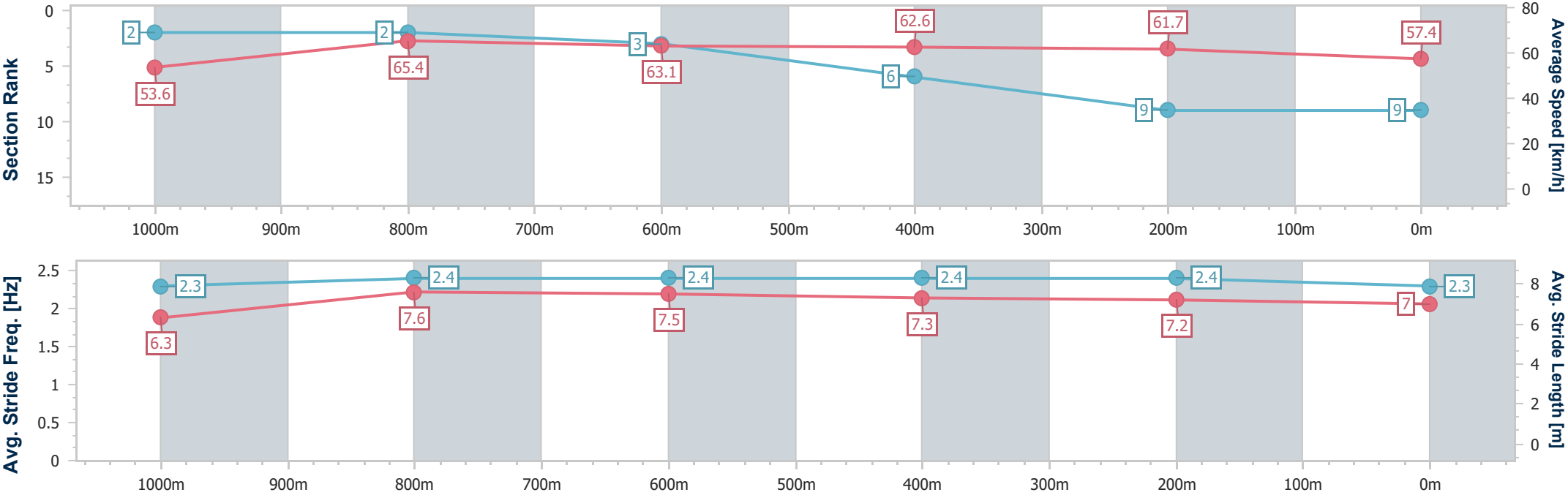
03 January 2026 - 17:54

Track Rating: Good 4, Weather: Overcast, Rail Position: True



BRISBANE
RACING CLUB

Section	Overall	1000m	800m	600m	400m	200m								
Section Times	1:11.99 [9] (0:13.44)	0:58.55 [2] (0:11.19)	0:47.36 [2] (0:11.54)	0:35.82 [3] (0:11.61)	0:24.21 [6] (0:11.66)	0:12.55 [9] (0:12.55)								
Average Speed [km/h]	53.6	65.4	63.1	62.6	61.7	57.4								
Top Speed [km/h]	66.4	67.0	64.1	63.3	63.3	60.3								
Avg. Dist. to Rail [m]	4.9	3.5	1.7	1.8	5.2	5.8								
Avg. Stride Freq. [Hz]	2.3	2.4	2.4	2.4	2.4	2.3								
Avg. Stride Length [m]	6.3	7.6	7.5	7.3	7.2	7.0								





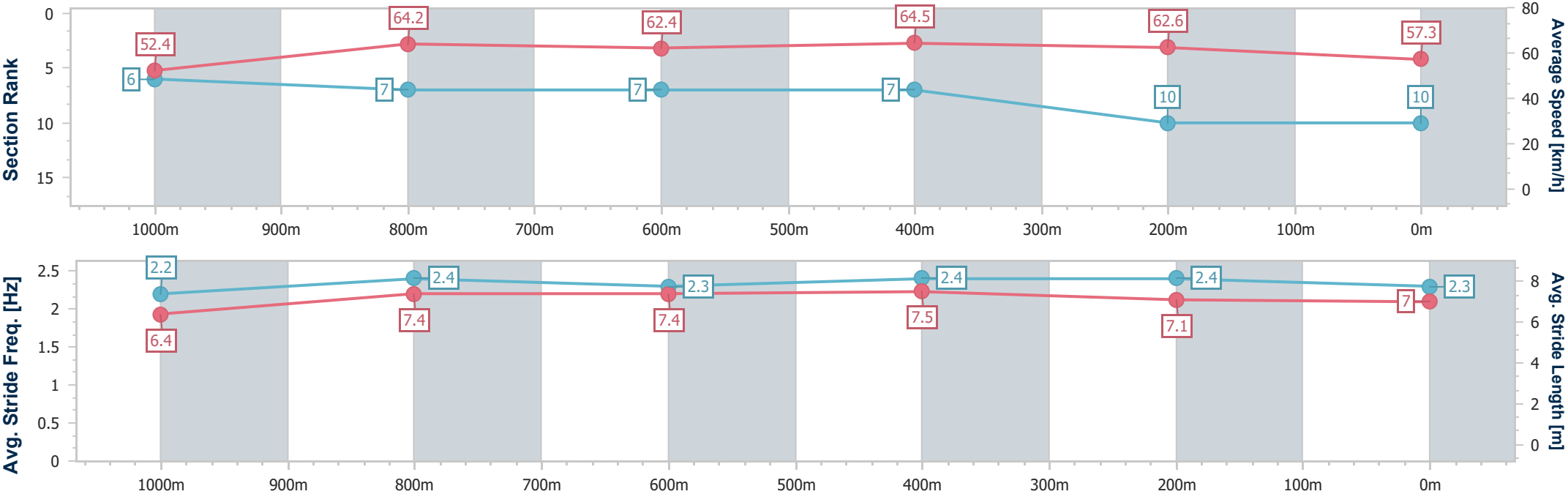
Horse/Jockey Name	Rise Of The Masses
Final Rank	10
Fastest Section Time (Section)	0:11.28 (1000m)
Top Speed [km/h] (Section)	66.3 (600m)
Race State	Finished



Eagle FarmProfessional
Race 10: XXXX BENCHMARK 78 Handicap - 1200m
03 January 2026 - 17:54
Track Rating: Good 4, Weather: Overcast, Rail Position: True



Section	Overall	1000m	800m	600m	400m	200m							
Section Times	1:12.00 [10] (0:13.74)	0:58.26 [6] (0:11.28)	0:46.98 [7] (0:11.58)	0:35.40 [7] (0:11.34)	0:24.06 [7] (0:11.53)	0:12.53 [10] (0:12.53)							
Average Speed [km/h]	52.4	64.2	62.4	64.5	62.6	57.3							
Top Speed [km/h]	63.8	65.8	65.6	66.3	66.0	60.8							
Avg. Dist. to Rail [m]	2.0	0.6	1.3	2.9	8.4	9.8							
Avg. Stride Freq. [Hz]	2.2	2.4	2.3	2.4	2.4	2.3							
Avg. Stride Length [m]	6.4	7.4	7.4	7.5	7.1	7.0							





Horse/Jockey Name	Delexo
Final Rank	11
Fastest Section Time (Section)	0:11.20 (1000m)
Top Speed [km/h] (Section)	66.2 (1000m)
Race State	Finished



Eagle FarmProfessional
Race 10: XXXX BENCHMARK 78 Handicap - 1200m

03 January 2026 - 17:54

Track Rating: Good 4, Weather: Overcast, Rail Position: True



BRISBANE
RACING CLUB

Section	Overall	1000m	800m	600m	400m	200m							
Section Times	1:12.30 [11] (0:14.24)	0:58.06 [10] (0:11.20)	0:46.86 [10] (0:11.38)	0:35.48 [11] (0:11.37)	0:24.11 [10] (0:11.31)	0:12.80 [11] (0:12.80)							
Average Speed [km/h]	50.6	65.2	63.9	64.4	63.6	56.3							
Top Speed [km/h]	66.1	66.2	65.0	66.0	65.5	60.9							
Avg. Dist. to Rail [m]	8.2	3.0	2.0	3.2	10.1	11.1							
Avg. Stride Freq. [Hz]	2.2	2.3	2.3	2.4	2.4	2.2							
Avg. Stride Length [m]	6.4	7.7	7.7	7.6	7.3	7.0							

