



## DoombenProfessional

### Race 1: RACECOURSE VILLAGE Maiden Plate - 2020m

14 January 2026 - 13:41



BRISBANE  
RACING CLUB

Track Rating: Good 4, Weather: Fine, Rail Position: +3m Entire

Section						Overall	1800m	1600m	1400m	1200m	1000m	800m	Last 600m		
Field Times						2:05.56 (0:15.38)	1:50.18 (0:11.58)	1:38.60 (0:12.23)	1:26.37 (0:12.32)	1:14.05 (0:12.75)	1:01.30 (0:12.83)	0:48.47 (0:12.32)	0:36.15		
Rank	TAB	Horse/Jockey	Barrier	Top Speed [km/h]	Fastest Section									Distance Travelled [m]	
1	3	PARAT SIBIFORTUNAM	1	62.8	0:11.64	2:05.56 [1]	1:49.57 [6]	1:37.85 [6]	1:25.49 [7]	1:13.17 [7]	1:00.49 [6]	0:47.76 [5]	0:35.59		
		Daniel Moor		Overall	400m	(0:15.99)	(0:11.72)	(0:12.36)	(0:12.32)	(0:12.68)	(0:12.73)	(0:12.17)			
2	6	PROUD MISS	4	64.9	0:11.34	2:05.73 [2]	1:50.05 [5]	1:38.19 [5]	1:25.93 [5]	1:13.64 [5]	1:00.74 [5]	0:47.92 [6]	0:35.50 +4		
		Olivia Webb		400m	400m	(0:15.68)	(0:11.86)	(0:12.26)	(0:12.29)	(0:12.90)	(0:12.82)	(0:12.42)			
3	7	MISS CHAMONIX	6	64.6	0:11.27	2:05.78 [3]	1:49.78 [7]	1:38.05 [7]	1:25.81 [6]	1:13.48 [6]	1:00.61 [7]	0:47.66 [7]	0:35.36 +0		
		Chelsea Baker		400m	400m	(0:16.00)	(0:11.73)	(0:12.24)	(0:12.33)	(0:12.87)	(0:12.95)	(0:12.30)			
4	1	CONCADOR	7	63.9	0:11.71	2:06.23 [4]	1:50.77 [2]	1:39.06 [2]	1:26.94 [2]	1:14.64 [2]	1:01.89 [2]	0:49.12 [2]	0:36.78 +4		
		Emily Lang		Overall	1800m	(0:15.46)	(0:11.71)	(0:12.12)	(0:12.30)	(0:12.75)	(0:12.77)	(0:12.34)			
5	4	STILL UNWANTED	3	63.3	0:11.58	2:06.30 [5]	1:50.92 [1]	1:39.34 [1]	1:27.11 [1]	1:14.79 [1]	1:02.04 [1]	0:49.21 [1]	0:36.89 -2		
		Anthony Allen		1800m	1800m	(0:15.38)	(0:11.58)	(0:12.23)	(0:12.32)	(0:12.75)	(0:12.83)	(0:12.32)			
6	5	CHARMED CHOICE	2	64.7	0:11.63	2:07.74 [6]	1:52.07 [4]	1:40.44 [3]	1:28.25 [4]	1:15.98 [3]	1:03.20 [3]	0:50.46 [3]	0:38.28 -13		
		Kyle Wilson-Taylor		1800m	1800m	(0:15.67)	(0:11.63)	(0:12.19)	(0:12.27)	(0:12.78)	(0:12.74)	(0:12.18)			
7	2	I'M THAT GUY	5	64.2	0:11.76	2:09.81 [7]	1:54.27 [3]	1:42.51 [4]	1:30.38 [3]	1:17.87 [4]	1:05.08 [4]	0:52.19 [4]	0:39.69 +10		
		Karl Zechner		Overall	1800m	(0:15.54)	(0:11.76)	(0:12.13)	(0:12.51)	(0:12.79)	(0:12.89)	(0:12.50)			



## DoombenProfessional

### Race 1: RACECOURSE VILLAGE Maiden Plate - 2020m

14 January 2026 - 13:41



BRISBANE  
RACING CLUB

Track Rating: Good 4, Weather: Fine, Rail Position: +3m Entire

Section						600m	400m	200m	Last 600m			
Field Times						0:36.15 (0:11.92)	0:24.23 (0:12.07)	0:12.16 (0:12.16)	0:36.15			
Rank	TAB	Horse/Jockey	Barrier	Top Speed [km/h]	Fastest Section					Margin	Distance Travelled [m]	
1	3	PARAT SIBIFORTUNAM	1	62.8	0:11.64	0:35.59 [4]	0:23.67 [4]	0:12.03 [3]	2:05.56	0:35.59		
		Daniel Moor		Overall	400m	(0:11.92)	(0:11.64)	(0:12.03)				
2	6	PROUD MISS	4	64.9	0:11.34	0:35.50 [6]	0:23.11 [6]	0:11.77 [6]	1L	0:35.50 +4		
		Olivia Webb		400m	400m	(0:12.39)	(0:11.34)	(0:11.77)				
3	7	MISS CHAMONIX	6	64.6	0:11.27	0:35.36 [7]	0:23.19 [5]	0:11.92 [4]	1.26L	0:35.36 +0		
		Chelsea Baker		400m	400m	(0:12.17)	(0:11.27)	(0:11.92)				
4	1	CONCADOR	7	63.9	0:11.71	0:36.78 [2]	0:24.79 [2]	0:12.83 [2]	3.95L	0:36.78 +4		
		Emily Lang		Overall	1800m	(0:11.99)	(0:11.96)	(0:12.83)				
5	4	STILL UNWANTED	3	63.3	0:11.58	0:36.89 [1]	0:24.97 [1]	0:12.90 [1]	4.33L	0:36.89 -2		
		Anthony Allen		1800m	1800m	(0:11.92)	(0:12.07)	(0:12.90)				
6	5	CHARMED CHOICE	2	64.7	0:11.63	0:38.28 [3]	0:26.20 [3]	0:13.81 [5]	12.84L	0:38.28 -13		
		Kyle Wilson-Taylor		1800m	1800m	(0:12.08)	(0:12.39)	(0:13.81)				
7	2	I'M THAT GUY	5	64.2	0:11.76	0:39.69 [5]	0:26.94 [7]	0:13.77 [7]	25.01L	0:39.69 +10		
		Karl Zechner		Overall	1800m	(0:12.75)	(0:13.17)	(0:13.77)				



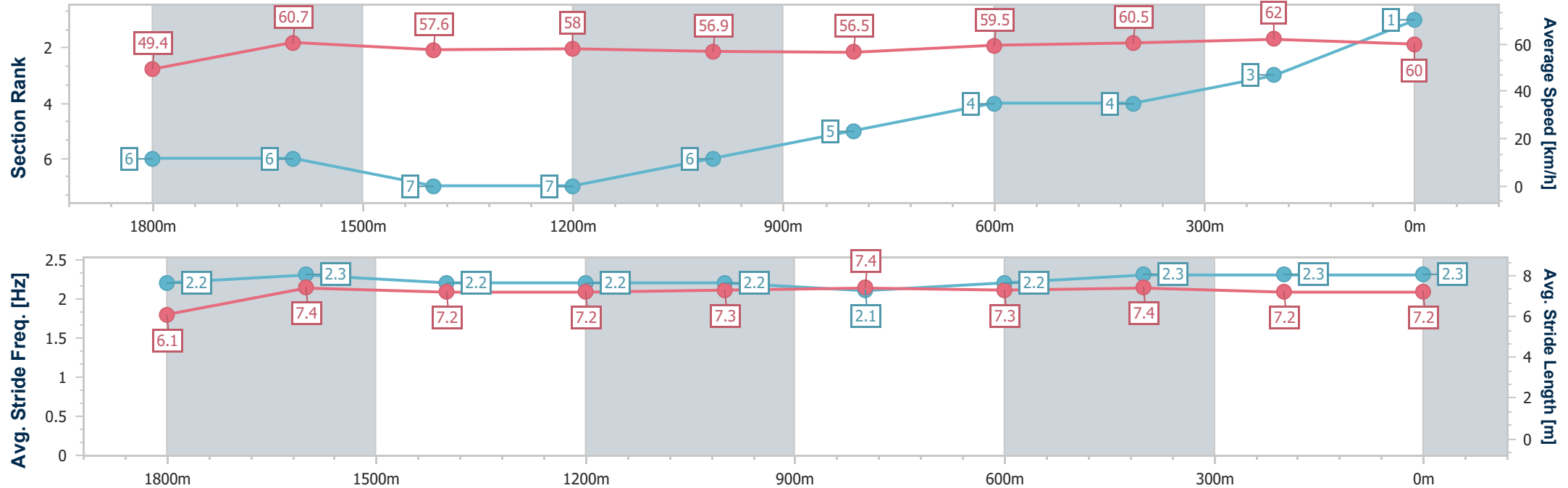
Horse/Jockey Name	Parat Sibifortunam
Final Rank	1
Fastest Section Time (Section)	0:11.64 (400m)
Top Speed [km/h] (Section)	62.8 (Overall)
Race State	Finished



DoombenProfessional  
Race 1: RACECOURSE VILLAGE Maiden Plate - 2020m  
14 January 2026 - 13:41  
Track Rating: Good 4, Weather: Fine, Rail Position: +3m Entire



Section	Overall	1800m	1600m	1400m	1200m	1000m	800m	600m	400m	200m			
Section Times	2:05.56 [1] (0:15.99)	1:49.57 [6] (0:11.72)	1:37.85 [6] (0:12.36)	1:25.49 [7] (0:12.32)	1:13.17 [7] (0:12.68)	1:00.49 [6] (0:12.73)	0:47.76 [5] (0:12.17)	0:35.59 [4] (0:11.92)	0:23.67 [4] (0:11.64)	0:12.03 [3] (0:12.03)			
Average Speed [km/h]	49.4	60.7	57.6	58.0	56.9	56.5	59.5	60.5	62.0	60.0			
Top Speed [km/h]	62.8	62.7	58.6	58.6	58.1	58.7	60.8	61.1	62.7	61.3			
Avg. Dist. to Rail [m]	1.7	2.4	2.8	1.1	0.6	0.4	0.7	0.8	2.1	3.5			
Avg. Stride Freq. [Hz]	2.2	2.3	2.2	2.2	2.2	2.1	2.2	2.3	2.3	2.3			
Avg. Stride Length [m]	6.1	7.4	7.2	7.2	7.3	7.4	7.3	7.4	7.2	7.2			



[ ] Ranking at each section and finish  
-.-.- No data available at this section  
NA No data available



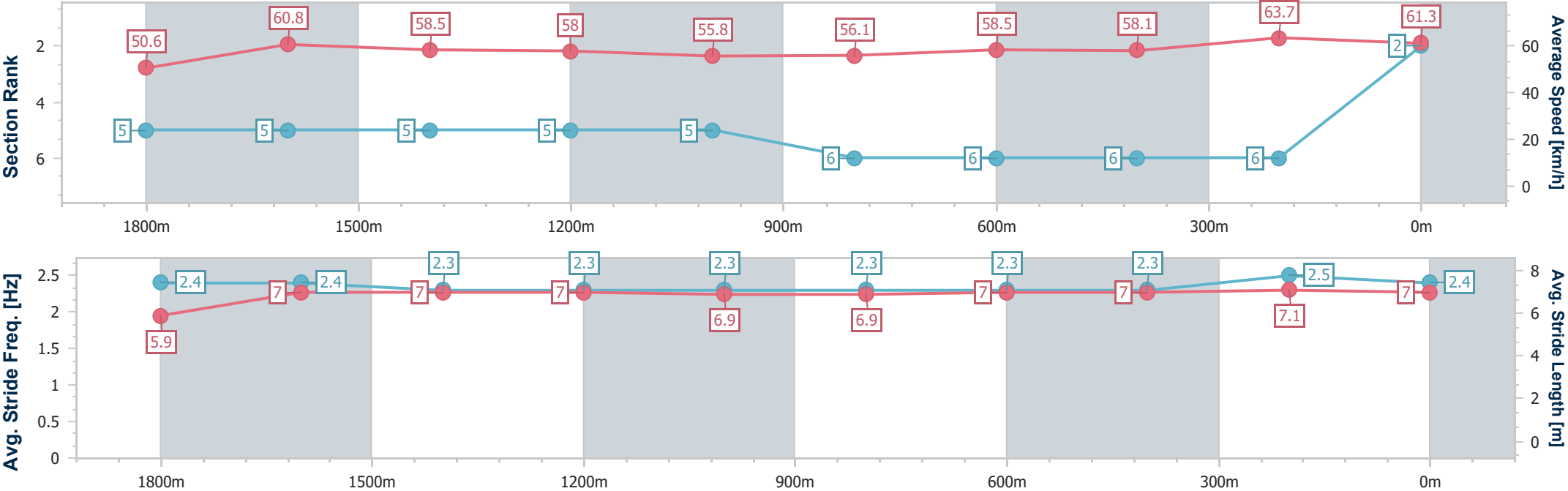
Horse/Jockey Name	Proud Miss
Final Rank	2
Fastest Section Time (Section)	0:11.34 (400m)
Top Speed [km/h] (Section)	64.9 (400m)
Race State	Finished



DoombenProfessional  
Race 1: RACECOURSE VILLAGE Maiden Plate - 2020m  
14 January 2026 - 13:41  
Track Rating: Good 4, Weather: Fine, Rail Position: +3m Entire



Section	Overall	1800m	1600m	1400m	1200m	1000m	800m	600m	400m	200m		
Section Times	2:05.73 [2] (0:15.68)	1:50.05 [5] (0:11.86)	1:38.19 [5] (0:12.26)	1:25.93 [5] (0:12.29)	1:13.64 [5] (0:12.90)	1:00.74 [5] (0:12.82)	0:47.92 [6] (0:12.42)	0:35.50 [6] (0:12.39)	0:23.11 [6] (0:11.34)	0:11.77 [6] (0:11.77)		
Average Speed [km/h]	50.6	60.8	58.5	58.0	55.8	56.1	58.5	58.1	63.7	61.3		
Top Speed [km/h]	64.4	64.2	58.9	59.3	56.9	57.7	59.6	61.7	64.9	63.7		
Avg. Dist. to Rail [m]	1.3	0.6	0.8	1.7	0.6	0.3	1.2	0.4	2.8	5.2		
Avg. Stride Freq. [Hz]	2.4	2.4	2.3	2.3	2.3	2.3	2.3	2.3	2.5	2.4		
Avg. Stride Length [m]	5.9	7.0	7.0	7.0	6.9	6.9	7.0	7.0	7.1	7.0		





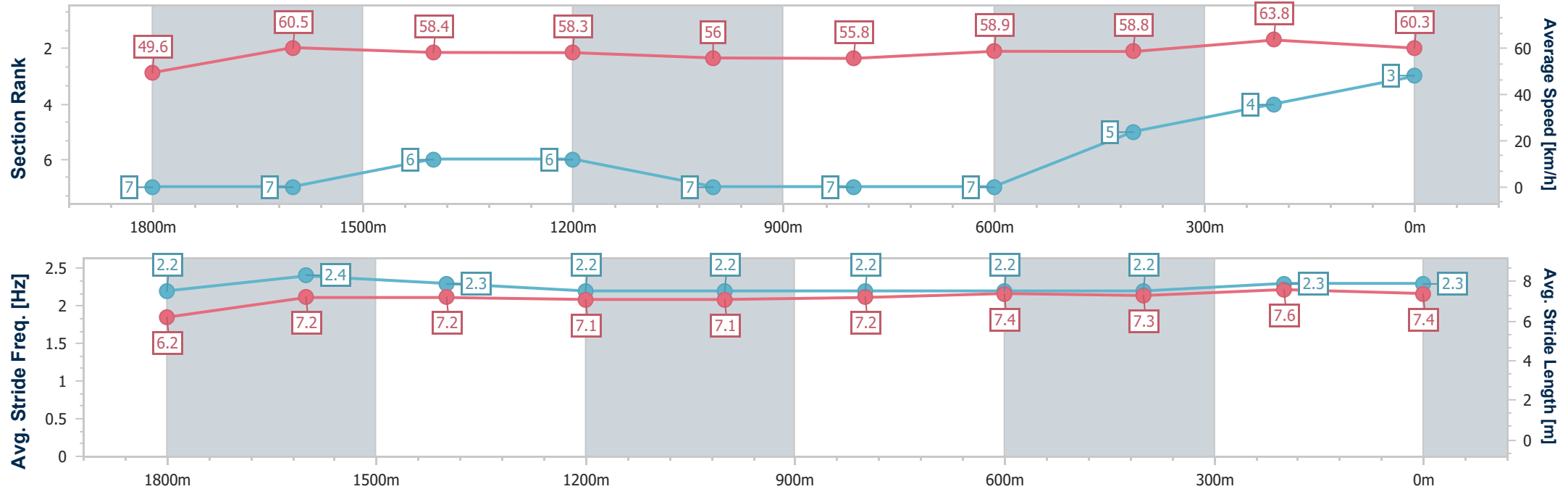
Horse/Jockey Name	Miss Chamonix
Final Rank	3
Fastest Section Time (Section)	0:11.27 (400m)
Top Speed [km/h] (Section)	64.6 (400m)
Race State	Finished



DoombenProfessional  
Race 1: RACECOURSE VILLAGE Maiden Plate - 2020m  
14 January 2026 - 13:41  
Track Rating: Good 4, Weather: Fine, Rail Position: +3m Entire



Section	Overall	1800m	1600m	1400m	1200m	1000m	800m	600m	400m	200m			
Section Times	2:05.78 [3] (0:16.00)	1:49.78 [7] (0:11.73)	1:38.05 [7] (0:12.24)	1:25.81 [6] (0:12.33)	1:13.48 [6] (0:12.87)	1:00.61 [7] (0:12.95)	0:47.66 [7] (0:12.30)	0:35.36 [7] (0:12.17)	0:23.19 [5] (0:11.27)	0:11.92 [4] (0:11.92)			
Average Speed [km/h]	49.6	60.5	58.4	58.3	56.0	55.8	58.9	58.8	63.8	60.3			
Top Speed [km/h]	63.4	63.4	59.3	59.0	58.3	58.9	60.6	62.2	64.6	63.5			
Avg. Dist. to Rail [m]	2.1	2.0	1.9	0.7	1.4	1.7	1.2	0.6	1.2	1.9			
Avg. Stride Freq. [Hz]	2.2	2.4	2.3	2.2	2.2	2.2	2.2	2.2	2.3	2.3			
Avg. Stride Length [m]	6.2	7.2	7.2	7.1	7.1	7.2	7.4	7.3	7.6	7.4			



[ ] Ranking at each section and finish  
-.-.- No data available at this section  
NA No data available



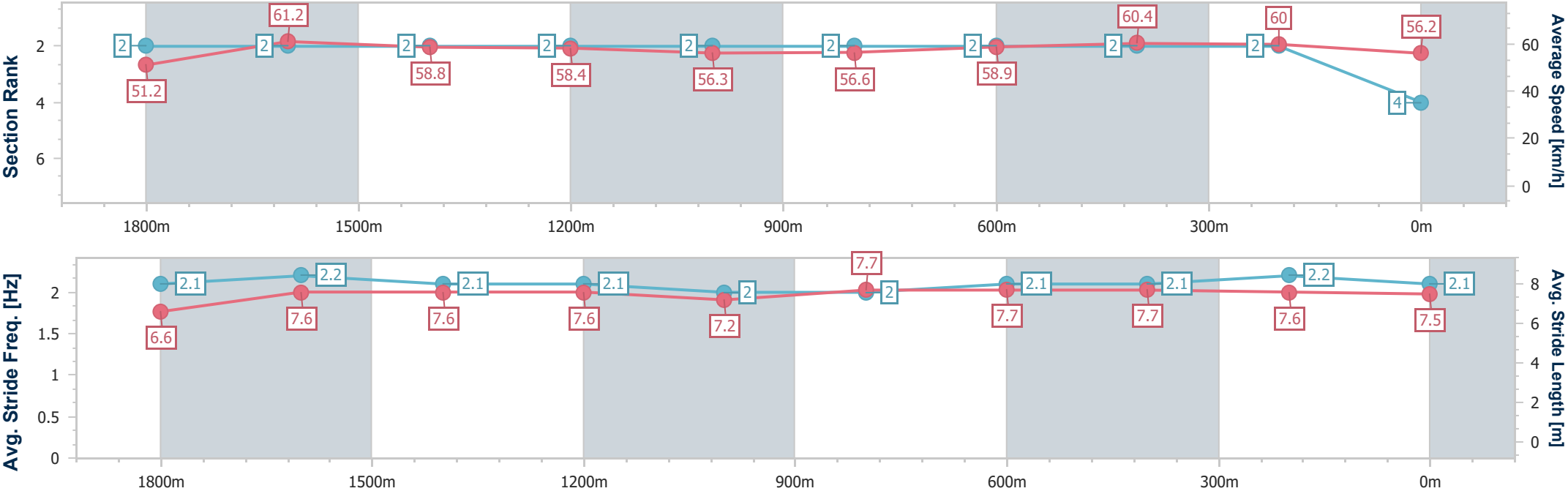
Horse/Jockey Name	Concador
Final Rank	4
Fastest Section Time (Section)	0:11.71 (1800m)
Top Speed [km/h] (Section)	63.9 (Overall)
Race State	Finished



DoombenProfessional  
Race 1: RACECOURSE VILLAGE Maiden Plate - 2020m  
14 January 2026 - 13:41  
Track Rating: Good 4, Weather: Fine, Rail Position: +3m Entire



Section	Overall	1800m	1600m	1400m	1200m	1000m	800m	600m	400m	200m			
Section Times	2:06.23 [4] (0:15.46)	1:50.77 [2] (0:11.71)	1:39.06 [2] (0:12.12)	1:26.94 [2] (0:12.30)	1:14.64 [2] (0:12.75)	1:01.89 [2] (0:12.77)	0:49.12 [2] (0:12.34)	0:36.78 [2] (0:11.99)	0:24.79 [2] (0:11.96)	0:12.83 [2] (0:12.83)			
Average Speed [km/h]	51.2	61.2	58.8	58.4	56.3	56.6	58.9	60.4	60.0	56.2			
Top Speed [km/h]	63.9	63.1	59.5	59.7	57.0	57.7	61.3	60.9	61.1	57.8			
Avg. Dist. to Rail [m]	5.5	1.2	2.2	0.9	1.0	1.3	2.1	1.1	0.5	1.7			
Avg. Stride Freq. [Hz]	2.1	2.2	2.1	2.1	2.0	2.0	2.1	2.1	2.2	2.1			
Avg. Stride Length [m]	6.6	7.6	7.6	7.6	7.2	7.7	7.7	7.7	7.6	7.5			





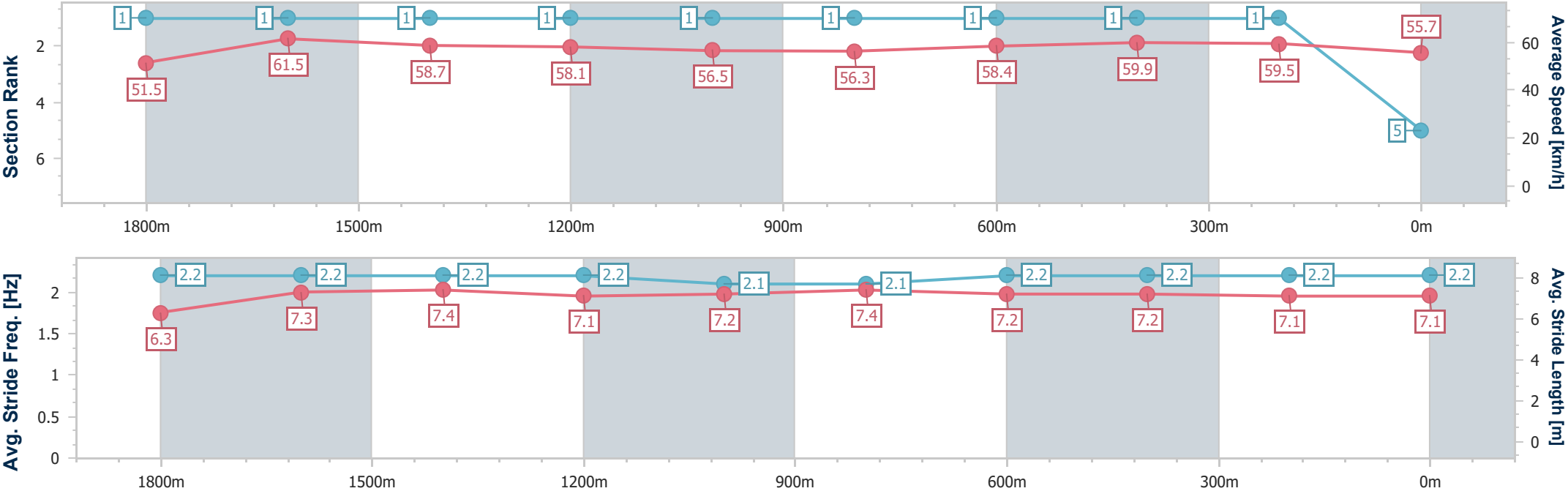
Horse/Jockey Name	Still Unwanted
Final Rank	5
Fastest Section Time (Section)	0:11.58 (1800m)
Top Speed [km/h] (Section)	63.3 (1800m)
Race State	Finished



DoombenProfessional  
Race 1: RACECOURSE VILLAGE Maiden Plate - 2020m  
14 January 2026 - 13:41  
Track Rating: Good 4, Weather: Fine, Rail Position: +3m Entire



Section	Overall	1800m	1600m	1400m	1200m	1000m	800m	600m	400m	200m			
Section Times	2:06.30 [5] (0:15.38)	1:50.92 [1] (0:11.58)	1:39.34 [1] (0:12.23)	1:27.11 [1] (0:12.32)	1:14.79 [1] (0:12.75)	1:02.04 [1] (0:12.83)	0:49.21 [1] (0:12.32)	0:36.89 [1] (0:11.92)	0:24.97 [1] (0:12.07)	0:12.90 [1] (0:12.90)			
Average Speed [km/h]	51.5	61.5	58.7	58.1	56.5	56.3	58.4	59.9	59.5	55.7			
Top Speed [km/h]	63.3	63.3	59.4	59.1	56.8	56.8	60.9	61.1	60.3	58.8			
Avg. Dist. to Rail [m]	1.0	1.4	1.6	0.6	0.2	0.2	0.2	1.2	1.5	0.3			
Avg. Stride Freq. [Hz]	2.2	2.2	2.2	2.2	2.1	2.1	2.2	2.2	2.2	2.2			
Avg. Stride Length [m]	6.3	7.3	7.4	7.1	7.2	7.4	7.2	7.2	7.1	7.1			



[ ] Ranking at each section and finish  
- - - - - No data available at this section  
NA No data available



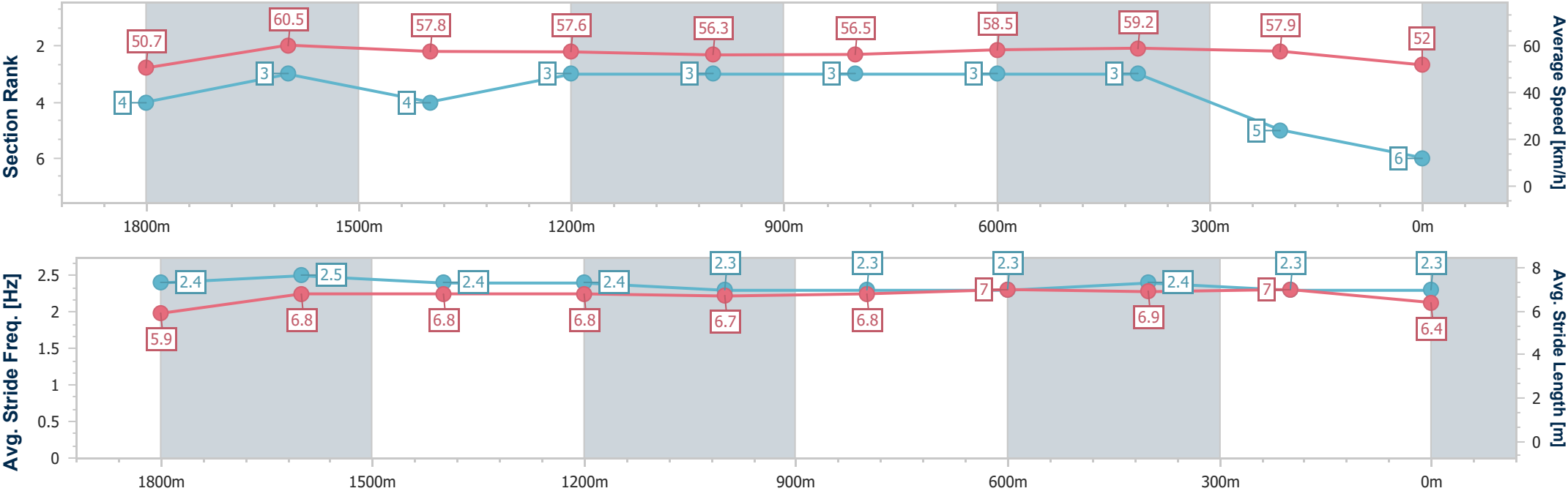
Horse/Jockey Name	Charmed Choice
Final Rank	6
Fastest Section Time (Section)	0:11.63 (1800m)
Top Speed [km/h] (Section)	64.7 (1800m)
Race State	Finished



DoombenProfessional  
Race 1: RACECOURSE VILLAGE Maiden Plate - 2020m  
14 January 2026 - 13:41  
Track Rating: Good 4, Weather: Fine, Rail Position: +3m Entire



Section	Overall	1800m	1600m	1400m	1200m	1000m	800m	600m	400m	200m			
Section Times	2:07.74 [6] (0:15.67)	1:52.07 [4] (0:11.63)	1:40.44 [3] (0:12.19)	1:28.25 [4] (0:12.27)	1:15.98 [3] (0:12.78)	1:03.20 [3] (0:12.74)	0:50.46 [3] (0:12.18)	0:38.28 [3] (0:12.08)	0:26.20 [3] (0:12.39)	0:13.81 [5] (0:13.81)			
Average Speed [km/h]	50.7	60.5	57.8	57.6	56.3	56.5	58.5	59.2	57.9	52.0			
Top Speed [km/h]	64.6	64.7	58.5	58.0	57.6	57.8	60.4	59.9	59.1	56.4			
Avg. Dist. to Rail [m]	2.9	3.8	4.8	2.9	1.5	1.6	1.5	1.3	2.5	0.8			
Avg. Stride Freq. [Hz]	2.4	2.5	2.4	2.4	2.3	2.3	2.3	2.4	2.3	2.3			
Avg. Stride Length [m]	5.9	6.8	6.8	6.8	6.7	6.8	7.0	6.9	7.0	6.4			



[ ] Ranking at each section and finish  
-.-.- No data available at this section  
NA No data available





Horse/Jockey Name	I'm That Guy
Final Rank	7
Fastest Section Time (Section)	0:11.76 (1800m)
Top Speed [km/h] (Section)	64.2 (Overall)
Race State	Finished



DoombenProfessional

Race 1: RACECOURSE VILLAGE Maiden Plate - 2020m

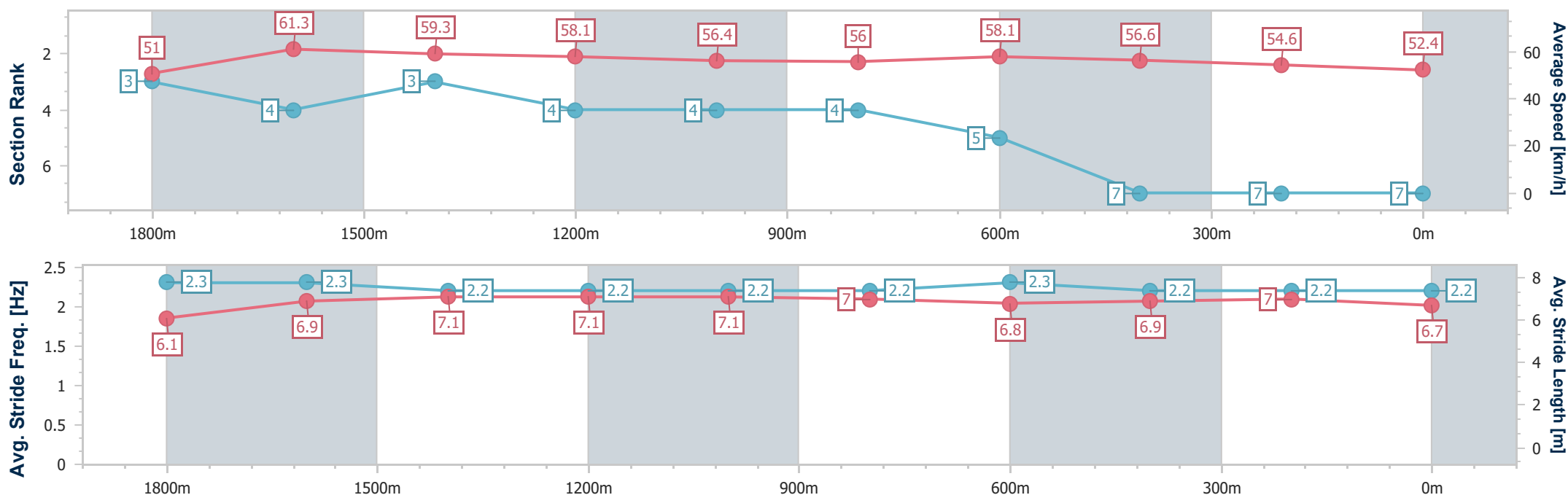
14 January 2026 - 13:41

Track Rating: Good 4, Weather: Fine, Rail Position: +3m Entire



BRISBANE  
RACING CLUB

Section	Overall	1800m	1600m	1400m	1200m	1000m	800m	600m	400m	200m			
Section Times	2:09.81 [7] (0:15.54)	1:54.27 [3] (0:11.76)	1:42.51 [4] (0:12.13)	1:30.38 [3] (0:12.51)	1:17.87 [4] (0:12.79)	1:05.08 [4] (0:12.89)	0:52.19 [4] (0:12.50)	0:39.69 [5] (0:12.75)	0:26.94 [7] (0:13.17)	0:13.77 [7] (0:13.77)			
Average Speed [km/h]	51.0	61.3	59.3	58.1	56.4	56.0	58.1	56.6	54.6	52.4			
Top Speed [km/h]	64.2	63.9	60.5	60.3	56.7	57.4	59.5	58.5	55.5	53.7			
Avg. Dist. to Rail [m]	3.3	0.5	0.6	1.5	1.5	1.6	1.3	0.6	0.9	1.4			
Avg. Stride Freq. [Hz]	2.3	2.3	2.2	2.2	2.2	2.2	2.3	2.2	2.2	2.2			
Avg. Stride Length [m]	6.1	6.9	7.1	7.1	7.1	7.0	6.8	6.9	7.0	6.7			





## DoombenProfessional

### Race 2: SOUTHS SPORTS CLUB Maiden Plate - 1615m

14 January 2026 - 14:13



BRISBANE  
RACING CLUB

Track Rating: Good 4, Weather: Fine, Rail Position: +3m Entire

Section					Overall	1400m	1200m	1000m	800m	600m	400m	Last 600m		
Field Times					1:37.47 (0:14.67)	1:22.80 (0:11.60)	1:11.20 (0:11.92)	0:59.28 (0:12.14)	0:47.14 (0:12.02)	0:35.12 (0:11.77)	0:23.35 (0:11.56)	0:35.12		
Rank	TAB	Horse/Jockey	Barrier	Top Speed [km/h]	Fastest Section									Distance Travelled [m]
1	1	BANXI	1	65.9	0:11.28	1:37.47 [1]	1:22.38 [5]	1:10.49 [7]	0:58.35 [7]	0:46.45 [7]	0:34.50 [7]	0:22.64 [7]	0:34.50	
		Ryan Maloney		200m	400m	(0:15.09)	(0:11.89)	(0:12.14)	(0:11.90)	(0:11.95)	(0:11.86)	(0:11.28)		
2	2	FORGING AHEAD	7	65.1	0:11.25	1:37.72 [2]	1:22.44 [7]	1:10.80 [6]	0:58.81 [6]	0:46.81 [6]	0:34.77 [6]	0:23.08 [5]	0:34.77	+1
		Andrew Mallyon		400m	400m	(0:15.28)	(0:11.64)	(0:11.99)	(0:12.00)	(0:12.04)	(0:11.69)	(0:11.25)		
3	9	CARAMELFUDGESUNDAE	4	64.1	0:11.40	1:38.08 [3]	1:22.66 [8]	1:10.97 [8]	0:58.90 [8]	0:46.91 [8]	0:34.98 [9]	0:23.20 [8]	0:34.98	+6
		Cejay Graham		400m	400m	(0:15.42)	(0:11.69)	(0:12.07)	(0:11.99)	(0:11.93)	(0:11.78)	(0:11.40)		
4	7	FRANKELY SUBLIME	6	65.4	0:11.47	1:38.26 [4]	1:23.49 [3]	1:11.79 [3]	0:59.86 [3]	0:47.78 [3]	0:35.79 [3]	0:24.00 [2]	0:35.79	+6
		Kyle Wilson-Taylor		Overall	400m	(0:14.77)	(0:11.70)	(0:11.93)	(0:12.08)	(0:11.99)	(0:11.79)	(0:11.47)		
5	5	ARTISTIC TOUCH	2	63.3	0:11.54	1:38.40 [5]	1:23.44 [4]	1:11.70 [5]	0:59.66 [5]	0:47.74 [5]	0:35.69 [5]	0:23.75 [6]	0:35.69	-1
		Mark Du Plessis		400m	400m	(0:14.96)	(0:11.74)	(0:12.04)	(0:11.92)	(0:12.05)	(0:11.94)	(0:11.54)		
6	6	BLIGHTYS HOPE	3	64.3	0:11.53	1:38.40 [6]	1:23.27 [6]	1:11.74 [4]	0:59.81 [4]	0:47.81 [4]	0:35.85 [4]	0:23.94 [3]	0:35.85	+6
		Damien Thornton		Overall	1400m	(0:15.13)	(0:11.53)	(0:11.93)	(0:12.00)	(0:11.96)	(0:11.91)	(0:11.64)		
7	10	ESCAPE BEACH	8	65.8	0:11.53	1:38.56 [7]	1:23.82 [2]	1:12.29 [1]	1:00.37 [1]	0:48.23 [1]	0:36.21 [1]	0:24.44 [1]	0:36.21	+1
		Ben Thompson		Overall	1400m	(0:14.74)	(0:11.53)	(0:11.92)	(0:12.14)	(0:12.02)	(0:11.77)	(0:11.56)		
8	11	OUR SASSY PRINCESS	5	63.2	0:11.64	1:39.11 [8]	1:23.62 [9]	1:11.82 [9]	0:59.76 [9]	0:47.85 [9]	0:36.02 [8]	0:24.08 [9]	0:36.02	+2
		Micheal Hellyer		Overall	400m	(0:15.49)	(0:11.80)	(0:12.06)	(0:11.91)	(0:11.83)	(0:11.94)	(0:11.64)		
9	8	HOLLER DASH	9	66.3	0:11.74	1:40.19 [9]	1:25.52 [1]	1:13.78 [2]	1:01.91 [2]	0:49.74 [2]	0:37.74 [2]	0:25.61 [4]	0:37.74	+10
		Jason Taylor		Overall	1400m	(0:14.67)	(0:11.74)	(0:11.87)	(0:12.17)	(0:12.00)	(0:12.13)	(0:12.14)		

Scratched: Lottery Link (#3), Michifuku (#4)



## DoombenProfessional

### Race 2: SOUTHS SPORTS CLUB Maiden Plate - 1615m

14 January 2026 - 14:13



BRISBANE  
RACING CLUB

Track Rating: Good 4, Weather: Fine, Rail Position: +3m Entire

Section Field Times				200m 0:11.79 (0:11.79)		Last 600m 0:35.12			
Rank	TAB	Horse/Jockey	Barrier	Top Speed [km/h]	Fastest Section	Margin			Distance Travelled [m]
1	1	BANXI	1	65.9	0:11.28	0:11.36 [5]	1:37.47		0:34.50
		Ryan Maloney		200m	400m	(0:11.36)			
2	2	FORGING AHEAD	7	65.1	0:11.25	0:11.83 [3]	1.5L		0:34.77 +1
		Andrew Mallyon		400m	400m	(0:11.83)			
3	9	CARAMELFUDGESUNDAE	4	64.1	0:11.40	0:11.80 [7]	3.61L		0:34.98 +6
		Cejay Graham		400m	400m	(0:11.80)			
4	7	FRANKELY SUBLIME	6	65.4	0:11.47	0:12.53 [2]	4.64L		0:35.79 +6
		Kyle Wilson-Taylor		Overall	400m	(0:12.53)			
5	5	ARTISTIC TOUCH	2	63.3	0:11.54	0:12.21 [6]	5.45L		0:35.69 -1
		Mark Du Plessis		400m	400m	(0:12.21)			
6	6	BLIGHTYS HOPE	3	64.3	0:11.53	0:12.30 [4]	5.46L		0:35.85 +6
		Damien Thornton		Overall	1400m	(0:12.30)			
7	10	ESCAPE BEACH	8	65.8	0:11.53	0:12.88 [1]	6.42L		0:36.21 +1
		Ben Thompson		Overall	1400m	(0:12.88)			
8	11	OUR SASSY PRINCESS	5	63.2	0:11.64	0:12.44 [8]	9.66L		0:36.02 +2
		Micheal Hellyer		Overall	400m	(0:12.44)			
9	8	HOLLER DASH	9	66.3	0:11.74	0:13.47 [9]	16.03L		0:37.74 +10
		Jason Taylor		Overall	1400m	(0:13.47)			

Scratched: Lottery Link (#3), Michifuku (#4)



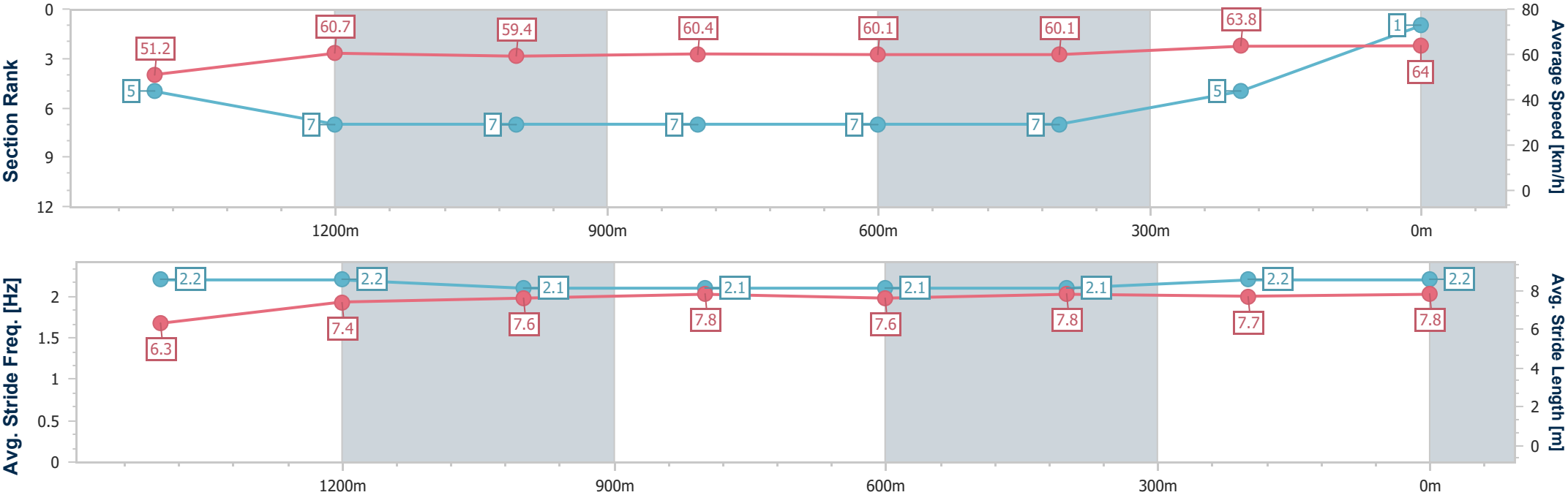
Horse/Jockey Name	Banxi
Final Rank	1
Fastest Section Time (Section)	0:11.28 (400m)
Top Speed [km/h] (Section)	65.9 (200m)
Race State	Finished



DoombenProfessional  
Race 2: SOUTHS SPORTS CLUB Maiden Plate - 1615m  
14 January 2026 - 14:13  
Track Rating: Good 4, Weather: Fine, Rail Position: +3m Entire



Section	Overall	1400m	1200m	1000m	800m	600m	400m	200m					
Section Times	1:37.47 [1] (0:15.09)	1:22.38 [5] (0:11.89)	1:10.49 [7] (0:12.14)	0:58.35 [7] (0:11.90)	0:46.45 [7] (0:11.95)	0:34.50 [7] (0:11.86)	0:22.64 [7] (0:11.28)	0:11.36 [5] (0:11.36)					
Average Speed [km/h]	51.2	60.7	59.4	60.4	60.1	60.1	63.8	64.0					
Top Speed [km/h]	62.1	62.3	60.4	60.9	60.7	61.4	65.8	65.9					
Avg. Dist. to Rail [m]	0.7	0.5	0.2	0.3	0.7	1.5	1.6	4.4					
Avg. Stride Freq. [Hz]	2.2	2.2	2.1	2.1	2.1	2.1	2.2	2.2					
Avg. Stride Length [m]	6.3	7.4	7.6	7.8	7.6	7.8	7.7	7.8					





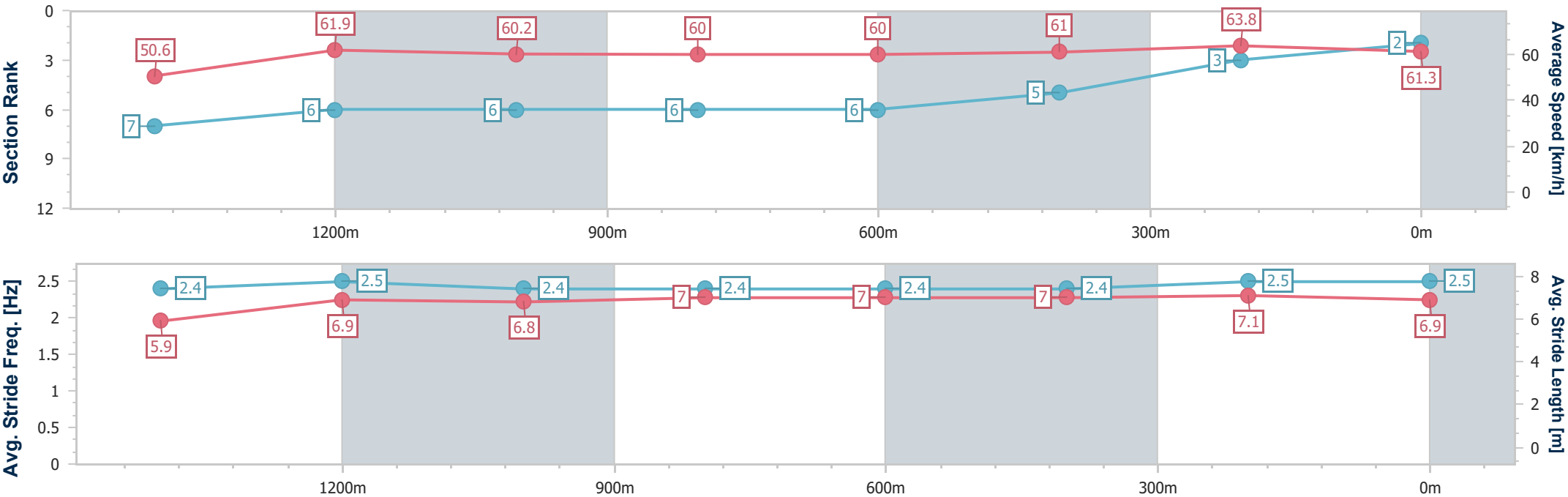
Horse/Jockey Name	Forging Ahead
Final Rank	2
Fastest Section Time (Section)	0:11.25 (400m)
Top Speed [km/h] (Section)	65.1 (400m)
Race State	Finished



DoombenProfessional  
Race 2: SOUTHS SPORTS CLUB Maiden Plate - 1615m  
14 January 2026 - 14:13  
Track Rating: Good 4, Weather: Fine, Rail Position: +3m Entire



Section	Overall	1400m	1200m	1000m	800m	600m	400m	200m					
Section Times	1:37.72 [2] (0:15.28)	1:22.44 [7] (0:11.64)	1:10.80 [6] (0:11.99)	0:58.81 [6] (0:12.00)	0:46.81 [6] (0:12.04)	0:34.77 [6] (0:11.69)	0:23.08 [5] (0:11.25)	0:11.83 [3] (0:11.83)					
Average Speed [km/h]	50.6	61.9	60.2	60.0	60.0	61.0	63.8	61.3					
Top Speed [km/h]	62.6	64.6	60.7	60.6	60.8	62.2	65.1	64.2					
Avg. Dist. to Rail [m]	3.2	0.3	0.4	0.5	0.5	1.5	0.9	1.0					
Avg. Stride Freq. [Hz]	2.4	2.5	2.4	2.4	2.4	2.4	2.5	2.5					
Avg. Stride Length [m]	5.9	6.9	6.8	7.0	7.0	7.0	7.1	6.9					





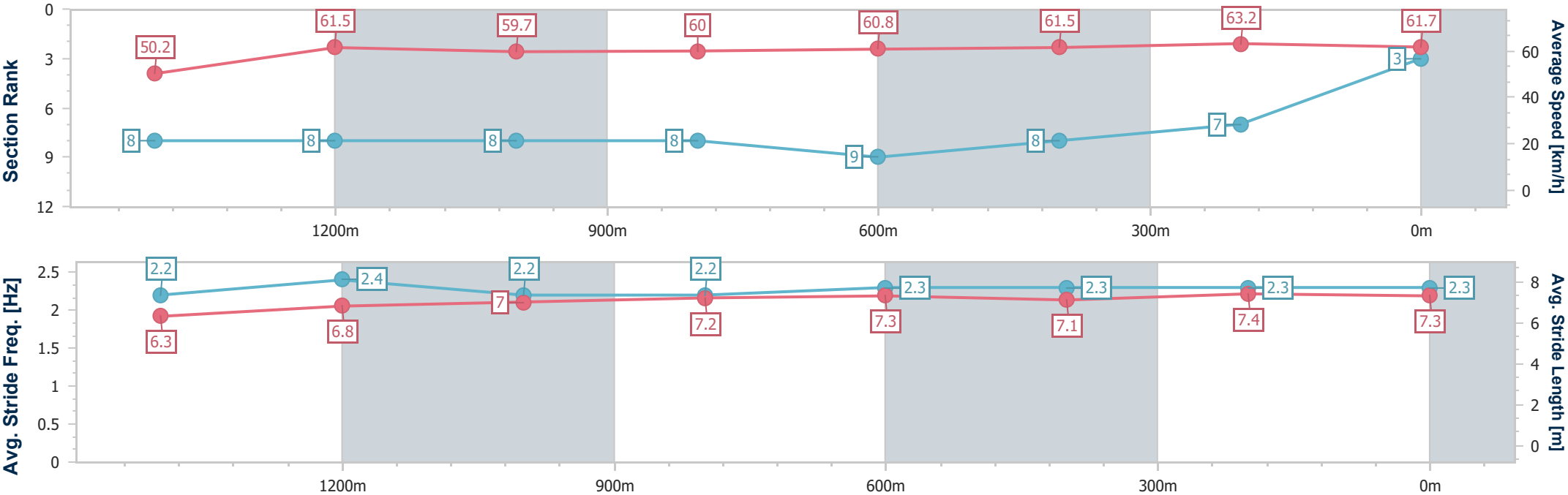
Horse/Jockey Name	Caramelfudgesundae
Final Rank	3
Fastest Section Time (Section)	0:11.40 (400m)
Top Speed [km/h] (Section)	64.1 (400m)
Race State	Finished



DoombenProfessional  
Race 2: SOUTHS SPORTS CLUB Maiden Plate - 1615m  
14 January 2026 - 14:13  
Track Rating: Good 4, Weather: Fine, Rail Position: +3m Entire



Section	Overall	1400m	1200m	1000m	800m	600m	400m	200m					
Section Times	1:38.08 [3] (0:15.42)	1:22.66 [8] (0:11.69)	1:10.97 [8] (0:12.07)	0:58.90 [8] (0:11.99)	0:46.91 [8] (0:11.93)	0:34.98 [9] (0:11.78)	0:23.20 [8] (0:11.40)	0:11.80 [7] (0:11.80)					
Average Speed [km/h]	50.2	61.5	59.7	60.0	60.8	61.5	63.2	61.7					
Top Speed [km/h]	64.1	64.1	61.0	61.2	61.6	62.4	64.1	63.2					
Avg. Dist. to Rail [m]	2.0	0.3	0.5	0.3	1.2	1.1	1.6	2.0					
Avg. Stride Freq. [Hz]	2.2	2.4	2.2	2.2	2.3	2.3	2.3	2.3					
Avg. Stride Length [m]	6.3	6.8	7.0	7.2	7.3	7.1	7.4	7.3					





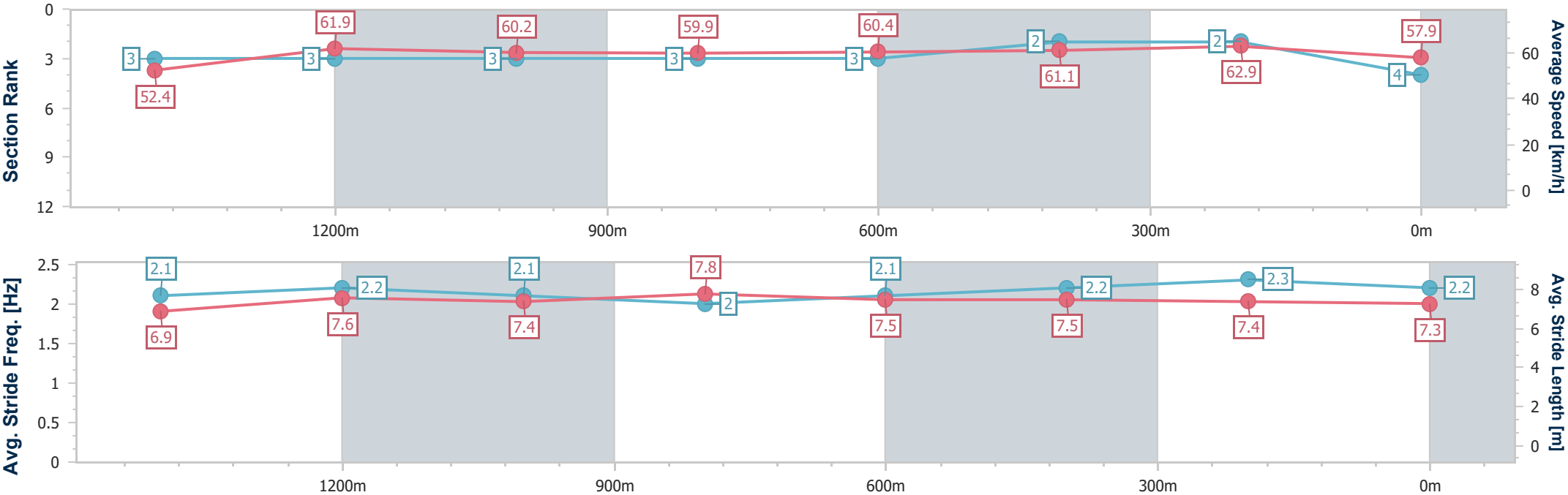
Horse/Jockey Name	Frankely Sublime
Final Rank	4
Fastest Section Time (Section)	0:11.47 (400m)
Top Speed [km/h] (Section)	65.4 (Overall)
Race State	Finished



DoombenProfessional  
Race 2: SOUTHS SPORTS CLUB Maiden Plate - 1615m  
14 January 2026 - 14:13  
Track Rating: Good 4, Weather: Fine, Rail Position: +3m Entire



Section	Overall	1400m	1200m	1000m	800m	600m	400m	200m					
Section Times	1:38.26 [4] (0:14.77)	1:23.49 [3] (0:11.70)	1:11.79 [3] (0:11.93)	0:59.86 [3] (0:12.08)	0:47.78 [3] (0:11.99)	0:35.79 [3] (0:11.79)	0:24.00 [2] (0:11.47)	0:12.53 [2] (0:12.53)					
Average Speed [km/h]	52.4	61.9	60.2	59.9	60.4	61.1	62.9	57.9					
Top Speed [km/h]	65.4	64.5	61.3	60.6	61.3	62.4	63.5	60.7					
Avg. Dist. to Rail [m]	3.0	0.7	1.2	1.4	0.9	0.7	0.6	0.8					
Avg. Stride Freq. [Hz]	2.1	2.2	2.1	2.0	2.1	2.2	2.3	2.2					
Avg. Stride Length [m]	6.9	7.6	7.4	7.8	7.5	7.5	7.4	7.3					





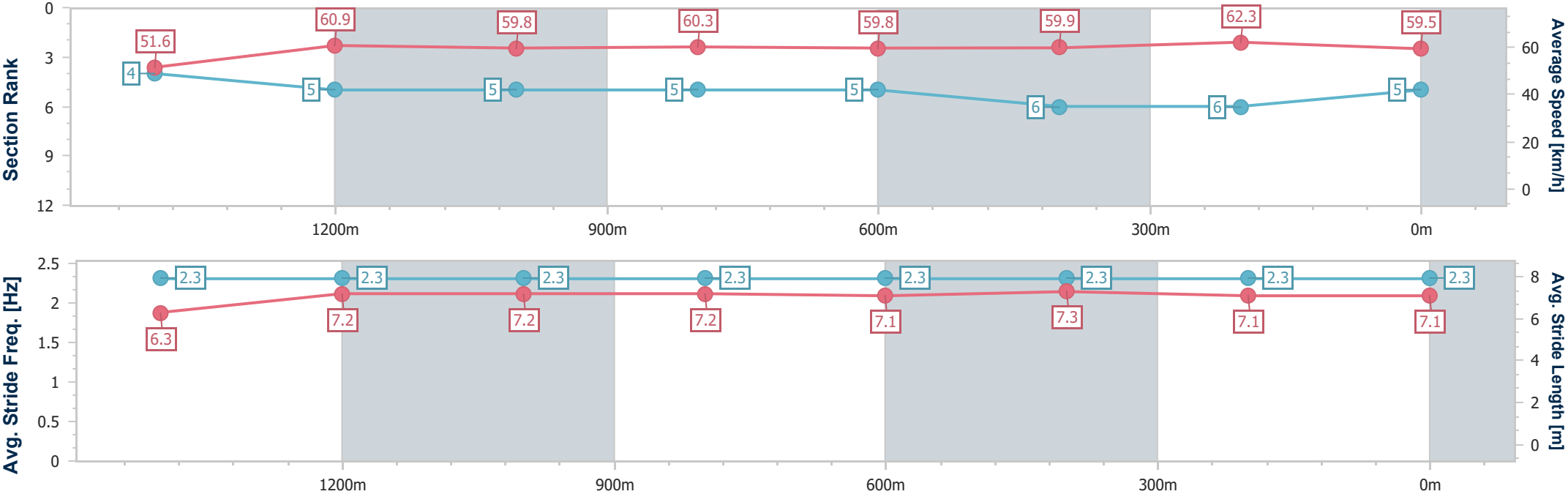
Horse/Jockey Name	Artistic Touch
Final Rank	5
Fastest Section Time (Section)	0:11.54 (400m)
Top Speed [km/h] (Section)	63.3 (400m)
Race State	Finished



DoombenProfessional  
Race 2: SOUTHS SPORTS CLUB Maiden Plate - 1615m  
14 January 2026 - 14:13  
Track Rating: Good 4, Weather: Fine, Rail Position: +3m Entire



Section	Overall	1400m	1200m	1000m	800m	600m	400m	200m					
Section Times	1:38.40 [5] (0:14.96)	1:23.44 [4] (0:11.74)	1:11.70 [5] (0:12.04)	0:59.66 [5] (0:11.92)	0:47.74 [5] (0:12.05)	0:35.69 [5] (0:11.94)	0:23.75 [6] (0:11.54)	0:12.21 [6] (0:12.21)					
Average Speed [km/h]	51.6	60.9	59.8	60.3	59.8	59.9	62.3	59.5					
Top Speed [km/h]	63.0	62.8	60.9	61.1	60.6	61.3	63.3	61.4					
Avg. Dist. to Rail [m]	1.2	1.1	0.6	0.4	0.2	0.6	0.9	0.7					
Avg. Stride Freq. [Hz]	2.3	2.3	2.3	2.3	2.3	2.3	2.3	2.3					
Avg. Stride Length [m]	6.3	7.2	7.2	7.2	7.1	7.3	7.1	7.1					







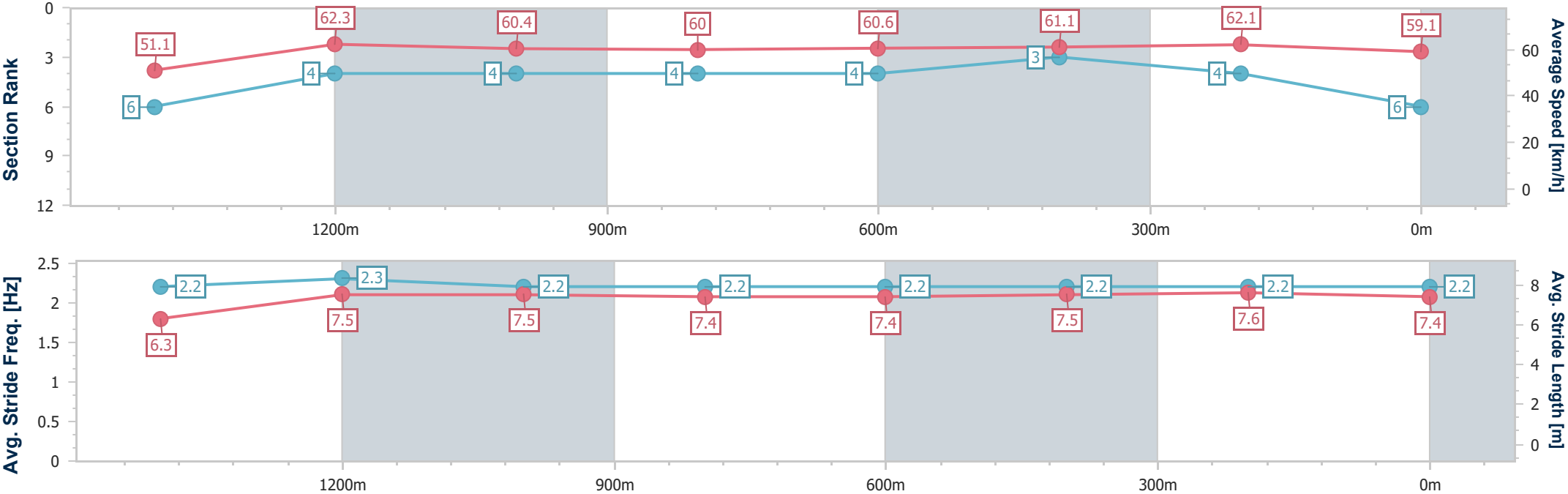
Horse/Jockey Name	Blightys Hope
Final Rank	6
Fastest Section Time (Section)	0:11.53 (1400m)
Top Speed [km/h] (Section)	64.3 (Overall)
Race State	Finished



DoombenProfessional  
Race 2: SOUTHS SPORTS CLUB Maiden Plate - 1615m  
14 January 2026 - 14:13  
Track Rating: Good 4, Weather: Fine, Rail Position: +3m Entire



Section	Overall	1400m	1200m	1000m	800m	600m	400m	200m					
Section Times	1:38.40 [6] (0:15.13)	1:23.27 [6] (0:11.53)	1:11.74 [4] (0:11.93)	0:59.81 [4] (0:12.00)	0:47.81 [4] (0:11.96)	0:35.85 [4] (0:11.91)	0:23.94 [3] (0:11.64)	0:12.30 [4] (0:12.30)					
Average Speed [km/h]	51.1	62.3	60.4	60.0	60.6	61.1	62.1	59.1					
Top Speed [km/h]	64.3	64.1	61.1	60.7	60.9	62.0	63.2	60.8					
Avg. Dist. to Rail [m]	1.2	0.5	0.3	0.3	1.1	1.9	1.2	1.3					
Avg. Stride Freq. [Hz]	2.2	2.3	2.2	2.2	2.2	2.2	2.2	2.2					
Avg. Stride Length [m]	6.3	7.5	7.5	7.4	7.4	7.5	7.6	7.4					



[ ] Ranking at each section and finish  
-.-.- No data available at this section  
NA No data available



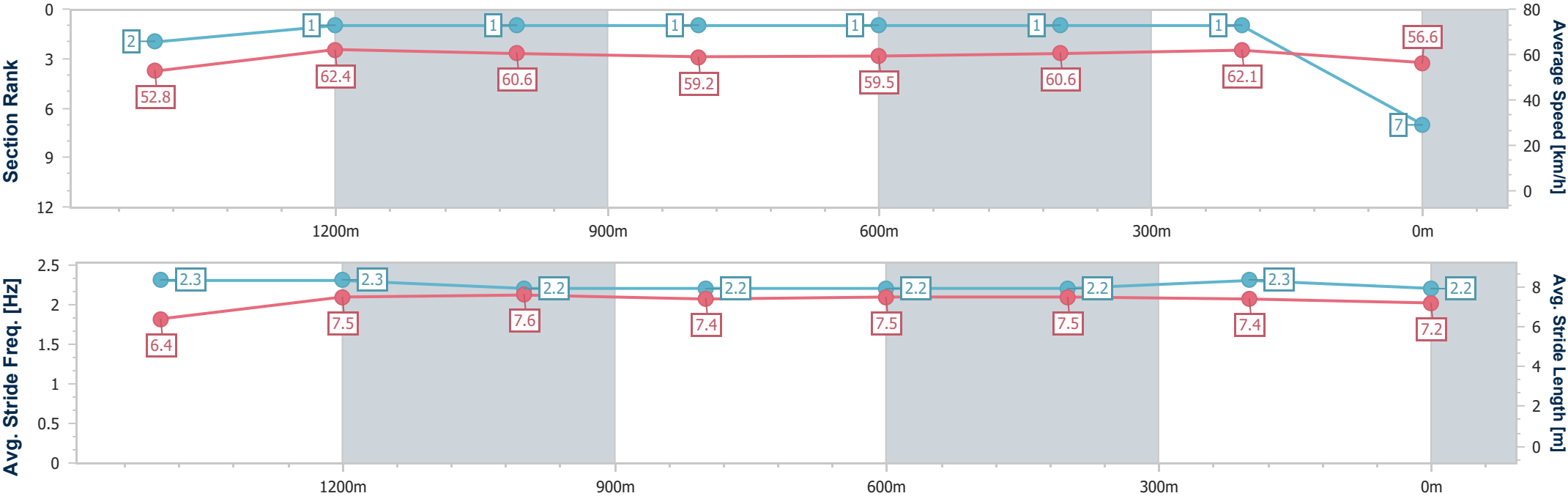
Horse/Jockey Name	Escape Beach
Final Rank	7
Fastest Section Time (Section)	0:11.53 (1400m)
Top Speed [km/h] (Section)	65.8 (Overall)
Race State	Finished



DoombenProfessional  
Race 2: SOUTHS SPORTS CLUB Maiden Plate - 1615m  
14 January 2026 - 14:13  
Track Rating: Good 4, Weather: Fine, Rail Position: +3m Entire



Section	Overall	1400m	1200m	1000m	800m	600m	400m	200m					
Section Times	1:38.56 [7] (0:14.74)	1:23.82 [2] (0:11.53)	1:12.29 [1] (0:11.92)	1:00.37 [1] (0:12.14)	0:48.23 [1] (0:12.02)	0:36.21 [1] (0:11.77)	0:24.44 [1] (0:11.56)	0:12.88 [1] (0:12.88)					
Average Speed [km/h]	52.8	62.4	60.6	59.2	59.5	60.6	62.1	56.6					
Top Speed [km/h]	65.8	65.7	61.3	60.8	60.7	62.3	63.3	59.8					
Avg. Dist. to Rail [m]	5.0	0.8	0.6	0.7	1.4	1.1	1.6	2.0					
Avg. Stride Freq. [Hz]	2.3	2.3	2.2	2.2	2.2	2.2	2.3	2.2					
Avg. Stride Length [m]	6.4	7.5	7.6	7.4	7.5	7.5	7.4	7.2					





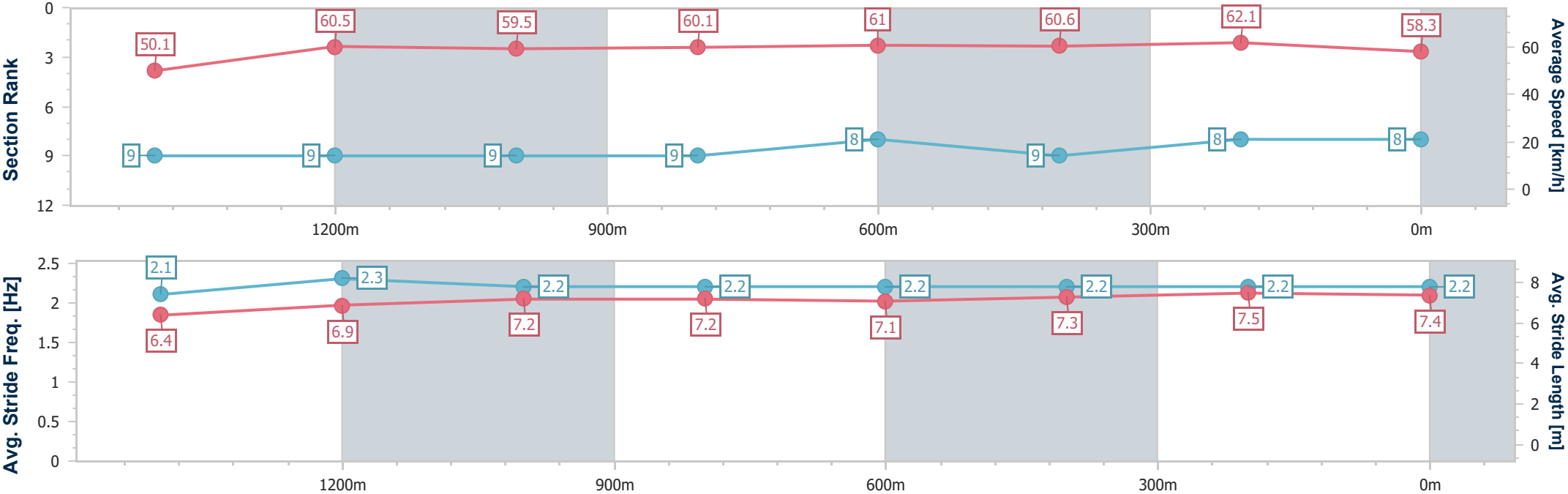
Horse/Jockey Name	Our Sassy Princess
Final Rank	8
Fastest Section Time (Section)	0:11.64 (400m)
Top Speed [km/h] (Section)	63.2 (Overall)
Race State	Finished



DoombenProfessional  
Race 2: SOUTHS SPORTS CLUB Maiden Plate - 1615m  
14 January 2026 - 14:13  
Track Rating: Good 4, Weather: Fine, Rail Position: +3m Entire



Section	Overall	1400m	1200m	1000m	800m	600m	400m	200m					
Section Times	1:39.11 [8] (0:15.49)	1:23.62 [9] (0:11.80)	1:11.82 [9] (0:12.06)	0:59.76 [9] (0:11.91)	0:47.85 [9] (0:11.83)	0:36.02 [8] (0:11.94)	0:24.08 [9] (0:11.64)	0:12.44 [8] (0:12.44)					
Average Speed [km/h]	50.1	60.5	59.5	60.1	61.0	60.6	62.1	58.3					
Top Speed [km/h]	63.2	62.4	61.0	61.4	61.8	61.7	63.1	61.2					
Avg. Dist. to Rail [m]	2.1	1.2	1.2	1.5	0.8	0.9	1.6	2.3					
Avg. Stride Freq. [Hz]	2.1	2.3	2.2	2.2	2.2	2.2	2.2	2.2					
Avg. Stride Length [m]	6.4	6.9	7.2	7.2	7.1	7.3	7.5	7.4					





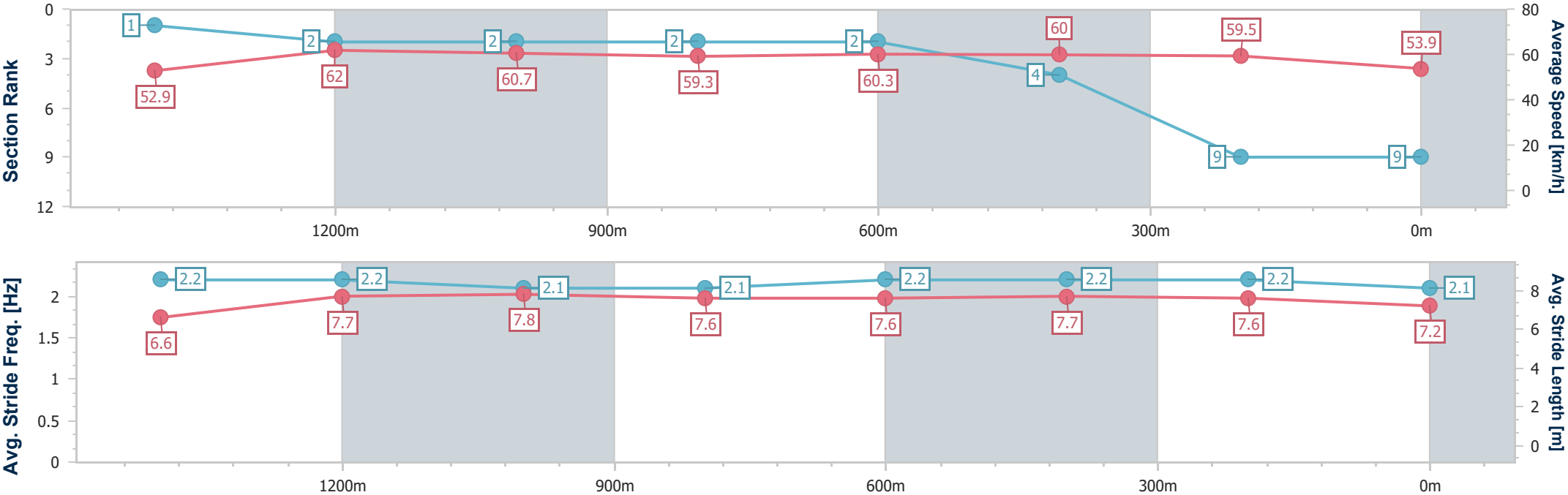
Horse/Jockey Name	Holler Dash
Final Rank	9
Fastest Section Time (Section)	0:11.74 (1400m)
Top Speed [km/h] (Section)	66.3 (Overall)
Race State	Finished



DoombenProfessional  
Race 2: SOUTHS SPORTS CLUB Maiden Plate - 1615m  
14 January 2026 - 14:13  
Track Rating: Good 4, Weather: Fine, Rail Position: +3m Entire



Section	Overall	1400m	1200m	1000m	800m	600m	400m	200m					
Section Times	1:40.19 [9] (0:14.67)	1:25.52 [1] (0:11.74)	1:13.78 [2] (0:11.87)	1:01.91 [2] (0:12.17)	0:49.74 [2] (0:12.00)	0:37.74 [2] (0:12.13)	0:25.61 [4] (0:12.14)	0:13.47 [9]					
Average Speed [km/h]	52.9	62.0	60.7	59.3	60.3	60.0	59.5	53.9					
Top Speed [km/h]	66.3	65.2	61.5	61.7	60.8	60.9	60.7	57.9					
Avg. Dist. to Rail [m]	7.4	1.2	0.2	0.5	1.6	2.1	2.3	3.5					
Avg. Stride Freq. [Hz]	2.2	2.2	2.1	2.1	2.2	2.2	2.2	2.1					
Avg. Stride Length [m]	6.6	7.7	7.8	7.6	7.6	7.7	7.6	7.2					





## DoombenProfessional

### Race 3: SKY RACING BENCHMARK 78 Handicap - 1615m

14 January 2026 - 14:49



BRISBANE  
RACING CLUB

Track Rating: Good 4, Weather: Fine, Rail Position: +3m Entire

Section					Overall	1400m	1200m	1000m	800m	600m	400m	Last 600m		
Field Times					1:36.71 (0:15.03)	1:21.68 (0:11.46)	1:10.22 (0:11.82)	0:58.40 (0:12.01)	0:46.39 (0:12.00)	0:34.39 (0:11.47)	0:22.92 (0:11.24)	0:34.39		
Rank	TAB	Horse/Jockey	Barrier	Top Speed [km/h]	Fastest Section									Distance Travelled [m]
1	2	BRINDAVAN	3	67.1	0:10.90	1:36.71 [1]	1:21.11 [6]	1:09.49 [6]	0:57.78 [6]	0:45.76 [6]	0:33.78 [6]	0:22.27 [7]	0:33.78	
		Ryan Maloney		400m	400m	(0:15.60)	(0:11.62)	(0:11.71)	(0:12.02)	(0:11.98)	(0:11.51)	(0:10.90)		
2	4	NOBLE CONQUEROR	1	66.7	0:10.96	1:36.84 [2]	1:21.43 [5]	1:09.80 [5]	0:58.08 [5]	0:46.16 [4]	0:34.15 [3]	0:22.60 [4]	0:34.15	-6
		Kyle Wilson-Taylor		400m	400m	(0:15.41)	(0:11.63)	(0:11.72)	(0:11.92)	(0:12.01)	(0:11.55)	(0:10.96)		
3	3	TUHINGA	5	64.8	0:11.24	1:36.98 [3]	1:21.95 [1]	1:10.49 [1]	0:58.67 [1]	0:46.66 [1]	0:34.66 [1]	0:23.19 [1]	0:34.66	-9
		Tahlia Fenlon		400m	400m	(0:15.03)	(0:11.46)	(0:11.82)	(0:12.01)	(0:12.00)	(0:11.47)	(0:11.24)		
4	1	NAVAL SEAL	4	66.5	0:10.98	1:36.99 [4]	1:21.26 [7]	1:09.61 [7]	0:57.90 [7]	0:45.95 [7]	0:34.03 [7]	0:22.58 [6]	0:34.03	-7
		Ben Thompson		400m	400m	(0:15.73)	(0:11.65)	(0:11.71)	(0:11.95)	(0:11.92)	(0:11.45)	(0:10.98)		
5	5	KATDEEL	8	66.6	0:10.91	1:37.16 [5]	1:21.24 [8]	1:09.64 [8]	0:57.97 [8]	0:45.91 [8]	0:33.99 [8]	0:22.51 [8]	0:33.99	-5
		Angela Jones		400m	400m	(0:15.92)	(0:11.60)	(0:11.67)	(0:12.06)	(0:11.92)	(0:11.48)	(0:10.91)		
6	7	VERMILION KIRIN	2	65.3	0:11.18	1:37.17 [6]	1:21.90 [4]	1:10.29 [4]	0:58.55 [3]	0:46.47 [5]	0:34.41 [5]	0:22.94 [3]	0:34.41	-2
		Georgina Cartwright		400m	400m	(0:15.27)	(0:11.61)	(0:11.74)	(0:12.08)	(0:12.06)	(0:11.47)	(0:11.18)		
7	8	FLYING BAT	6	64.7	0:11.26	1:37.60 [7]	1:22.54 [2]	1:10.94 [2]	0:59.16 [2]	0:47.09 [2]	0:35.06 [2]	0:23.48 [2]	0:35.06	-4
		Cejay Graham		400m	400m	(0:15.06)	(0:11.60)	(0:11.78)	(0:12.07)	(0:12.03)	(0:11.58)	(0:11.26)		
8	6	BASIL'S BOW	7	65.4	0:11.31	1:37.86 [8]	1:22.64 [3]	1:11.03 [3]	0:59.21 [4]	0:47.18 [3]	0:35.10 [4]	0:23.58 [5]	0:35.10	-5
		Olivia Webb		1400m	400m	(0:15.22)	(0:11.61)	(0:11.82)	(0:12.03)	(0:12.08)	(0:11.52)	(0:11.31)		



## DoombenProfessional

### Race 3: SKY RACING BENCHMARK 78 Handicap - 1615m

14 January 2026 - 14:49



BRISBANE  
RACING CLUB

Track Rating: Good 4, Weather: Fine, Rail Position: +3m Entire

Section Field Times				200m 0:11.68 (0:11.68)		Last 600m 0:34.39			
Rank	TAB	Horse/Jockey	Barrier	Top Speed [km/h]	Fastest Section	Margin			Distance Travelled [m]
1	2	BRINDAVAN	3	67.1	0:10.90	0:11.37 [3]	1:36.71		0:33.78
		Ryan Maloney		400m	400m	(0:11.37)			
2	4	NOBLE CONQUEROR	1	66.7	0:10.96	0:11.64 [2]	0.75L		0:34.15
		Kyle Wilson-Taylor		400m	400m	(0:11.64)			-6
3	3	TUHINGA	5	64.8	0:11.24	0:11.95 [1]	1.58L		0:34.66
		Tahlia Fenlon		400m	400m	(0:11.95)			-9
4	1	NAVAL SEAL	4	66.5	0:10.98	0:11.60 [5]	1.66L		0:34.03
		Ben Thompson		400m	400m	(0:11.60)			-7
5	5	KATDEEL	8	66.6	0:10.91	0:11.60 [7]	2.66L		0:33.99
		Angela Jones		400m	400m	(0:11.60)			-5
6	7	VERMILION KIRIN	2	65.3	0:11.18	0:11.76 [6]	2.71L		0:34.41
		Georgina Cartwright		400m	400m	(0:11.76)			-2
7	8	FLYING BAT	6	64.7	0:11.26	0:12.22 [4]	5.22L		0:35.06
		Cejay Graham		400m	400m	(0:12.22)			-4
8	6	BASIL'S BOW	7	65.4	0:11.31	0:12.27 [8]	6.78L		0:35.10
		Olivia Webb		1400m	400m	(0:12.27)			-5



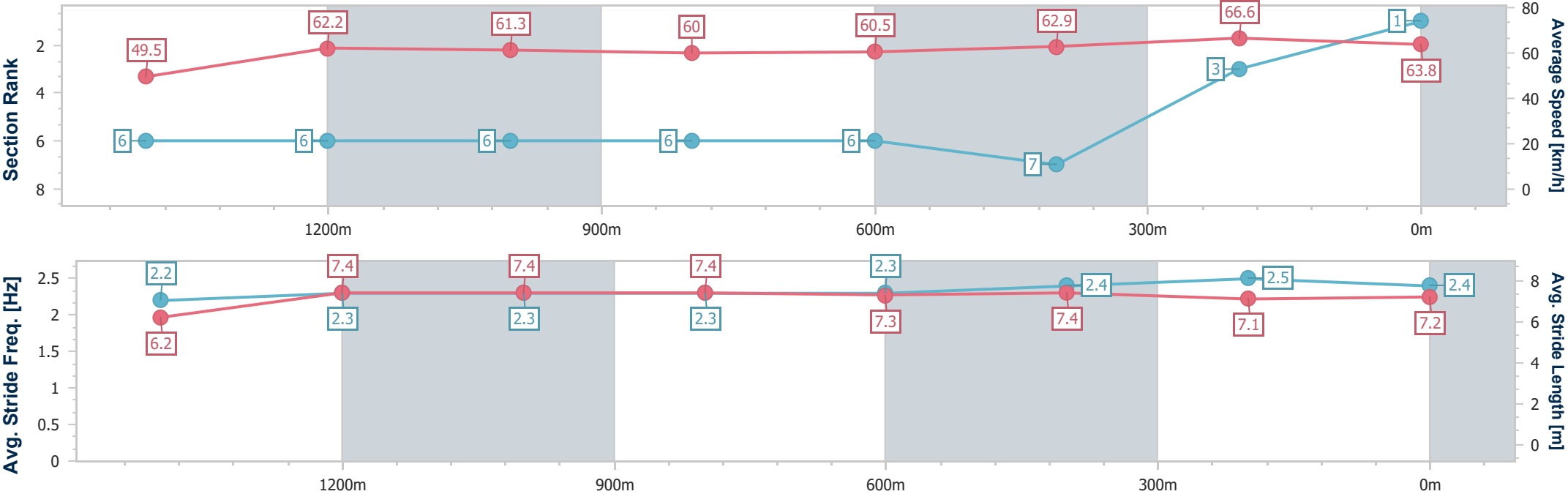
Horse/Jockey Name	Brindavan
Final Rank	1
Fastest Section Time (Section)	0:10.90 (400m)
Top Speed [km/h] (Section)	67.1 (400m)
Race State	Finished



DoombenProfessional  
Race 3: SKY RACING BENCHMARK 78 Handicap - 1615m  
14 January 2026 - 14:49  
Track Rating: Good 4, Weather: Fine, Rail Position: +3m Entire



Section	Overall	1400m	1200m	1000m	800m	600m	400m	200m					
Section Times	1:36.71 [1] (0:15.60)	1:21.11 [6] (0:11.62)	1:09.49 [6] (0:11.71)	0:57.78 [6] (0:12.02)	0:45.76 [6] (0:11.98)	0:33.78 [6] (0:11.51)	0:22.27 [7] (0:10.90)	0:11.37 [3] (0:11.37)					
Average Speed [km/h]	49.5	62.2	61.3	60.0	60.5	62.9	66.6	63.8					
Top Speed [km/h]	62.2	62.9	62.5	61.3	61.5	64.8	67.1	66.6					
Avg. Dist. to Rail [m]	1.4	0.2	0.5	0.7	1.3	1.3	3.8	3.1					
Avg. Stride Freq. [Hz]	2.2	2.3	2.3	2.3	2.3	2.4	2.5	2.4					
Avg. Stride Length [m]	6.2	7.4	7.4	7.4	7.3	7.4	7.1	7.2					





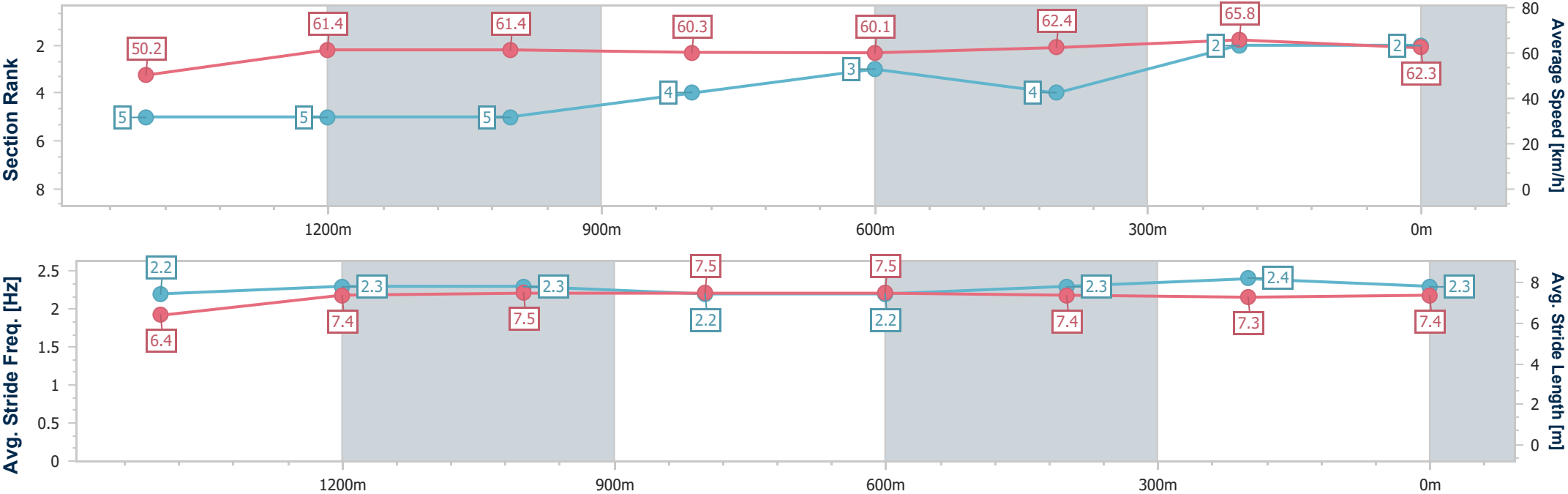
Horse/Jockey Name	Noble Conqueror
Final Rank	2
Fastest Section Time (Section)	0:10.96 (400m)
Top Speed [km/h] (Section)	66.7 (400m)
Race State	Finished



DoombenProfessional  
Race 3: SKY RACING BENCHMARK 78 Handicap - 1615m  
14 January 2026 - 14:49  
Track Rating: Good 4, Weather: Fine, Rail Position: +3m Entire



Section	Overall	1400m	1200m	1000m	800m	600m	400m	200m					
Section Times	1:36.84 [2] (0:15.41)	1:21.43 [5] (0:11.63)	1:09.80 [5] (0:11.72)	0:58.08 [5] (0:11.92)	0:46.16 [4] (0:12.01)	0:34.15 [3] (0:11.55)	0:22.60 [4] (0:10.96)	0:11.64 [2] (0:11.64)					
Average Speed [km/h]	50.2	61.4	61.4	60.3	60.1	62.4	65.8	62.3					
Top Speed [km/h]	61.8	62.2	62.4	61.2	60.8	64.1	66.7	64.8					
Avg. Dist. to Rail [m]	0.6	1.1	0.8	0.7	0.9	0.7	1.0	0.3					
Avg. Stride Freq. [Hz]	2.2	2.3	2.3	2.2	2.2	2.3	2.4	2.3					
Avg. Stride Length [m]	6.4	7.4	7.5	7.5	7.5	7.4	7.3	7.4					







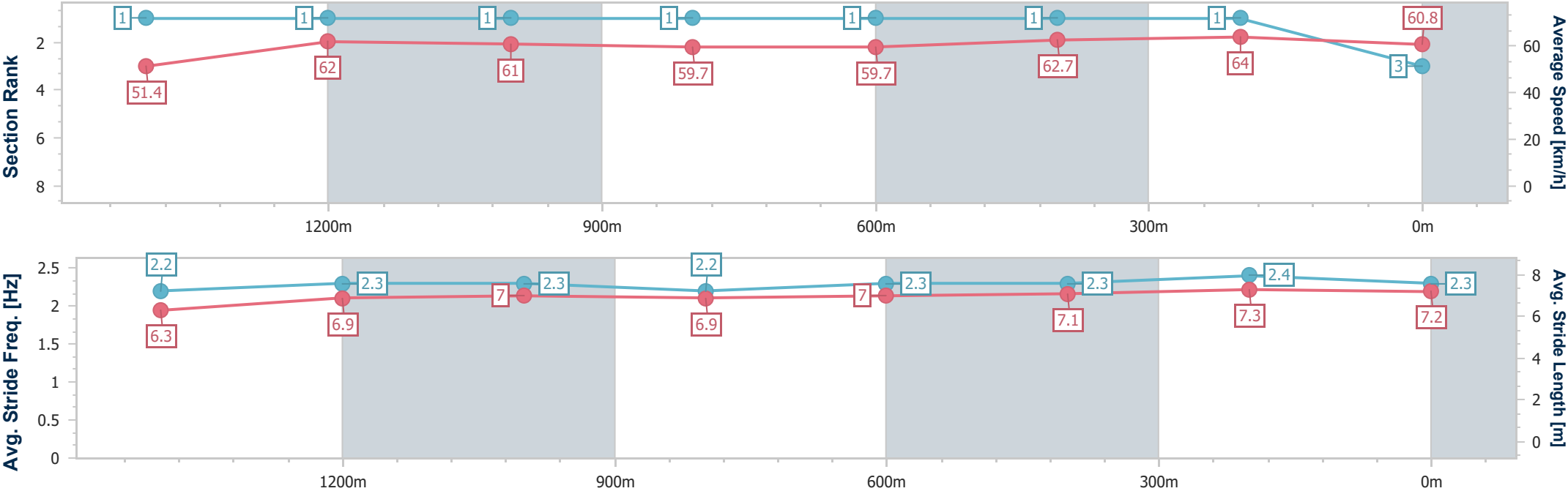
Horse/Jockey Name	Tuhinga
Final Rank	3
Fastest Section Time (Section)	0:11.24 (400m)
Top Speed [km/h] (Section)	64.8 (400m)
Race State	Finished



DoombenProfessional  
Race 3: SKY RACING BENCHMARK 78 Handicap - 1615m  
14 January 2026 - 14:49  
Track Rating: Good 4, Weather: Fine, Rail Position: +3m Entire



Section	Overall	1400m	1200m	1000m	800m	600m	400m	200m					
Section Times	1:36.98 [3] (0:15.03)	1:21.95 [1] (0:11.46)	1:10.49 [1] (0:11.82)	0:58.67 [1] (0:12.01)	0:46.66 [1] (0:12.00)	0:34.66 [1] (0:11.47)	0:23.19 [1] (0:11.24)	0:11.95 [1] (0:11.95)					
Average Speed [km/h]	51.4	62.0	61.0	59.7	59.7	62.7	64.0	60.8					
Top Speed [km/h]	63.3	63.3	61.8	60.6	61.3	63.9	64.8	62.7					
Avg. Dist. to Rail [m]	2.7	1.7	1.3	1.1	0.6	0.6	0.7	0.6					
Avg. Stride Freq. [Hz]	2.2	2.3	2.3	2.2	2.3	2.3	2.4	2.3					
Avg. Stride Length [m]	6.3	6.9	7.0	6.9	7.0	7.1	7.3	7.2					



[ ] Ranking at each section and finish  
- - - - - No data available at this section  
NA No data available



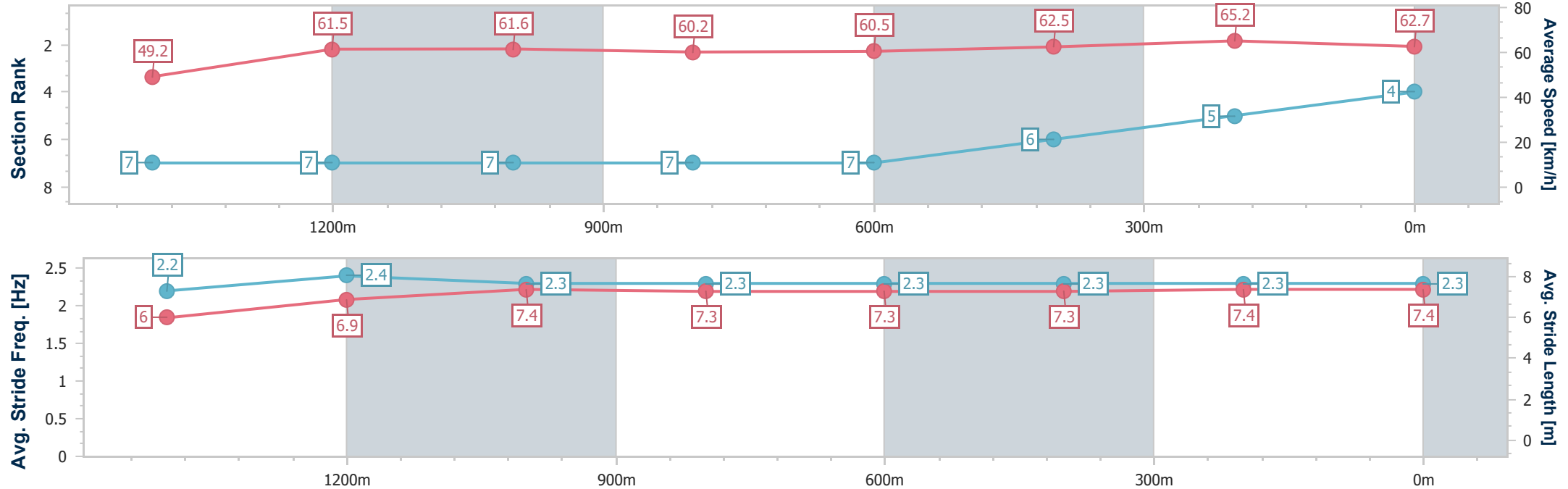
Horse/Jockey Name	Naval Seal
Final Rank	4
Fastest Section Time (Section)	0:10.98 (400m)
Top Speed [km/h] (Section)	66.5 (400m)
Race State	Finished



DoombenProfessional  
Race 3: SKY RACING BENCHMARK 78 Handicap - 1615m  
14 January 2026 - 14:49  
Track Rating: Good 4, Weather: Fine, Rail Position: +3m Entire



Section	Overall	1400m	1200m	1000m	800m	600m	400m	200m					
Section Times	1:36.99 [4] (0:15.73)	1:21.26 [7] (0:11.65)	1:09.61 [7] (0:11.71)	0:57.90 [7] (0:11.95)	0:45.95 [7] (0:11.92)	0:34.03 [7] (0:11.45)	0:22.58 [6] (0:10.98)	0:11.60 [5] (0:11.60)					
Average Speed [km/h]	49.2	61.5	61.6	60.2	60.5	62.5	65.2	62.7					
Top Speed [km/h]	61.3	62.2	62.3	61.3	60.7	63.8	66.5	64.4					
Avg. Dist. to Rail [m]	1.8	0.5	0.2	0.4	0.1	1.1	1.2	0.3					
Avg. Stride Freq. [Hz]	2.2	2.4	2.3	2.3	2.3	2.3	2.3	2.3					
Avg. Stride Length [m]	6.0	6.9	7.4	7.3	7.3	7.3	7.4	7.4					



[ ] Ranking at each section and finish  
-.-.- No data available at this section  
NA No data available



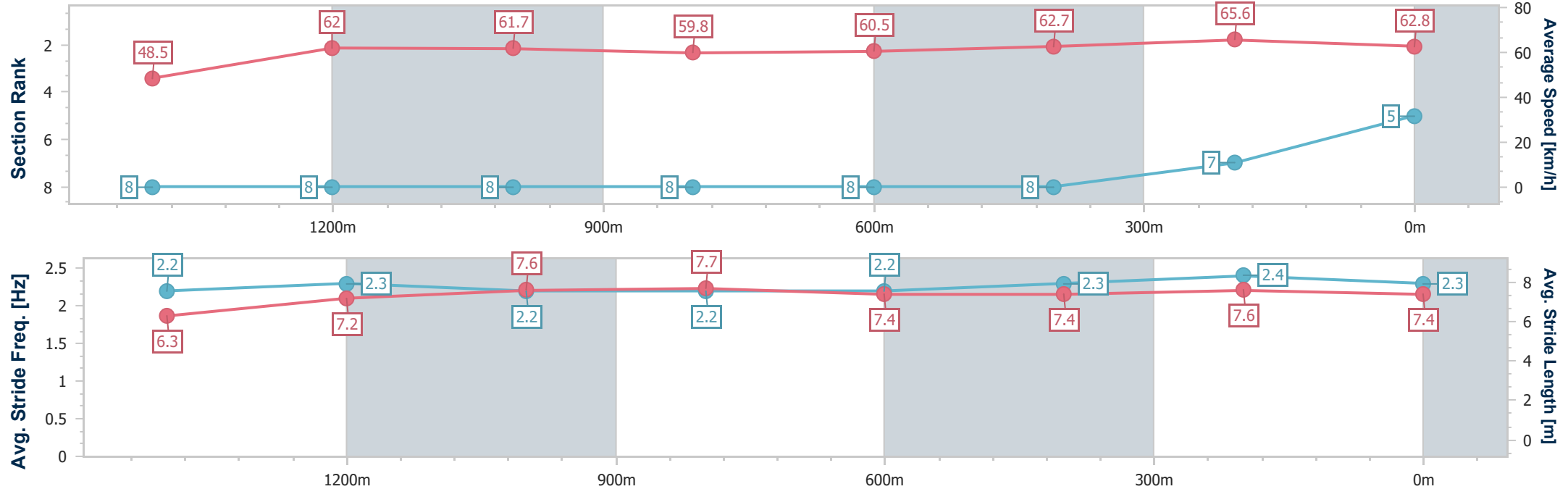
Horse/Jockey Name	Katdeel
Final Rank	5
Fastest Section Time (Section)	0:10.91 (400m)
Top Speed [km/h] (Section)	66.6 (400m)
Race State	Finished



DoombenProfessional  
Race 3: SKY RACING BENCHMARK 78 Handicap - 1615m  
14 January 2026 - 14:49  
Track Rating: Good 4, Weather: Fine, Rail Position: +3m Entire



Section	Overall	1400m	1200m	1000m	800m	600m	400m	200m					
Section Times	1:37.16 [5] (0:15.92)	1:21.24 [8] (0:11.60)	1:09.64 [8] (0:11.67)	0:57.97 [8] (0:12.06)	0:45.91 [8] (0:11.92)	0:33.99 [8] (0:11.48)	0:22.51 [8] (0:10.91)	0:11.60 [7] (0:11.60)					
Average Speed [km/h]	48.5	62.0	61.7	59.8	60.5	62.7	65.6	62.8					
Top Speed [km/h]	61.4	63.4	63.1	60.7	61.0	65.0	66.6	63.9					
Avg. Dist. to Rail [m]	3.5	0.5	1.1	1.0	1.2	1.4	1.4	1.6					
Avg. Stride Freq. [Hz]	2.2	2.3	2.2	2.2	2.2	2.3	2.4	2.3					
Avg. Stride Length [m]	6.3	7.2	7.6	7.7	7.4	7.4	7.6	7.4					



[ ] Ranking at each section and finish  
-.-.- No data available at this section  
NA No data available



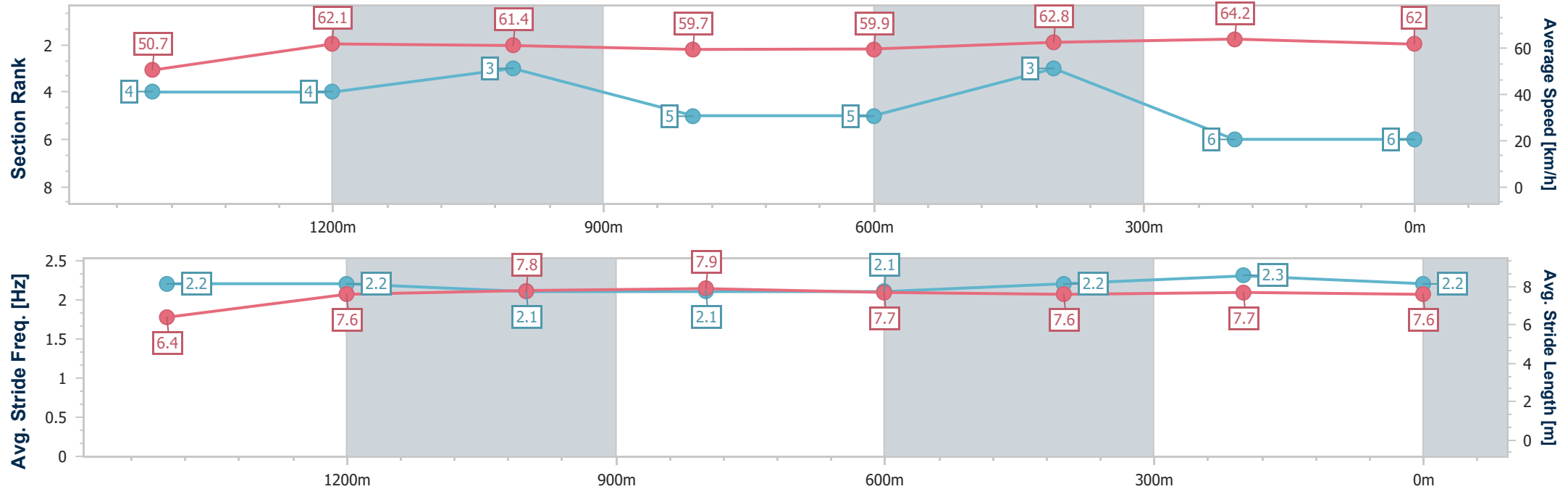
Horse/Jockey Name	Vermilion Kirin
Final Rank	6
Fastest Section Time (Section)	0:11.18 (400m)
Top Speed [km/h] (Section)	65.3 (400m)
Race State	Finished



DoombenProfessional  
Race 3: SKY RACING BENCHMARK 78 Handicap - 1615m  
14 January 2026 - 14:49  
Track Rating: Good 4, Weather: Fine, Rail Position: +3m Entire



Section	Overall	1400m	1200m	1000m	800m	600m	400m	200m					
Section Times	1:37.17 [6] (0:15.27)	1:21.90 [4] (0:11.61)	1:10.29 [4] (0:11.74)	0:58.55 [3] (0:12.08)	0:46.47 [5] (0:12.06)	0:34.41 [5] (0:11.47)	0:22.94 [3] (0:11.18)	0:11.76 [6] (0:11.76)					
Average Speed [km/h]	50.7	62.1	61.4	59.7	59.9	62.8	64.2	62.0					
Top Speed [km/h]	63.1	63.1	61.8	60.9	61.4	63.6	65.3	63.7					
Avg. Dist. to Rail [m]	0.7	0.2	0.4	0.7	0.9	0.3	0.4	1.3					
Avg. Stride Freq. [Hz]	2.2	2.2	2.1	2.1	2.1	2.2	2.3	2.2					
Avg. Stride Length [m]	6.4	7.6	7.8	7.9	7.7	7.6	7.7	7.6					



[ ] Ranking at each section and finish  
- - - - - No data available at this section  
NA No data available



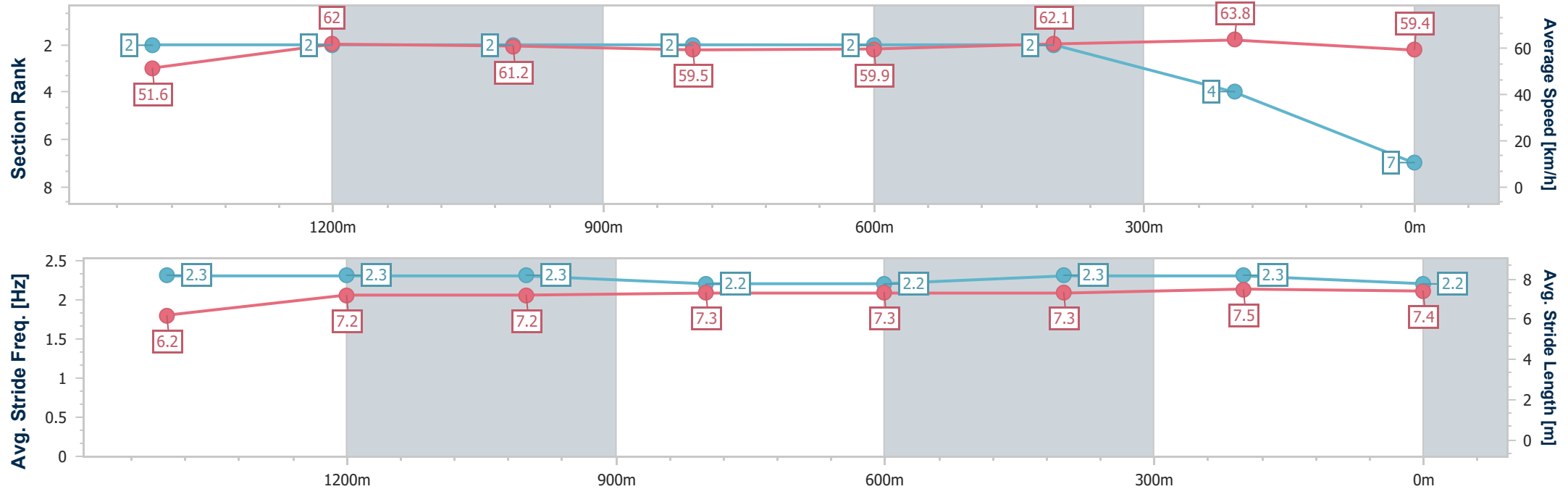
Horse/Jockey Name	Flying Bat
Final Rank	7
Fastest Section Time (Section)	0:11.26 (400m)
Top Speed [km/h] (Section)	64.7 (400m)
Race State	Finished



DoombenProfessional  
Race 3: SKY RACING BENCHMARK 78 Handicap - 1615m  
14 January 2026 - 14:49  
Track Rating: Good 4, Weather: Fine, Rail Position: +3m Entire



Section	Overall	1400m	1200m	1000m	800m	600m	400m	200m					
Section Times	1:37.60 [7] (0:15.06)	1:22.54 [2] (0:11.60)	1:10.94 [2] (0:11.78)	0:59.16 [2] (0:12.07)	0:47.09 [2] (0:12.03)	0:35.06 [2] (0:11.58)	0:23.48 [2] (0:11.26)	0:12.22 [4] (0:12.22)					
Average Speed [km/h]	51.6	62.0	61.2	59.5	59.9	62.1	63.8	59.4					
Top Speed [km/h]	62.0	62.6	61.6	60.7	61.5	63.4	64.7	62.8					
Avg. Dist. to Rail [m]	3.4	0.3	0.5	0.2	0.2	0.2	0.6	1.0					
Avg. Stride Freq. [Hz]	2.3	2.3	2.3	2.2	2.2	2.3	2.3	2.2					
Avg. Stride Length [m]	6.2	7.2	7.2	7.3	7.3	7.3	7.5	7.4					



[ ] Ranking at each section and finish  
-.-.- No data available at this section  
NA No data available



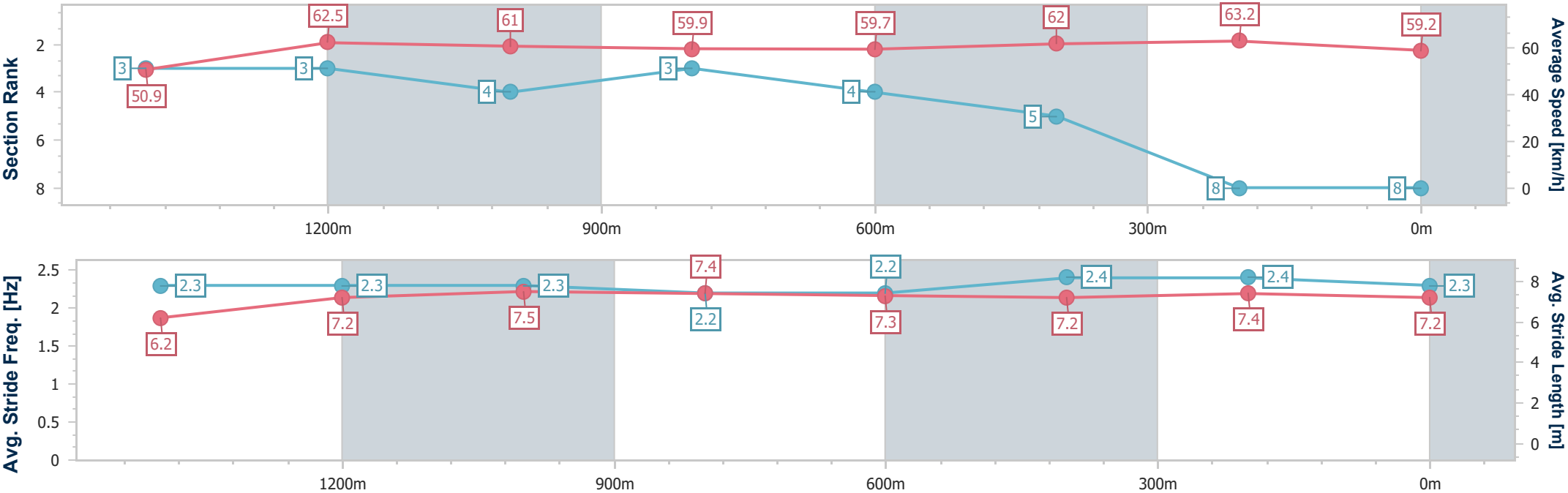
Horse/Jockey Name	Basil's Bow
Final Rank	8
Fastest Section Time (Section)	0:11.31 (400m)
Top Speed [km/h] (Section)	65.4 (1400m)
Race State	Finished



DoombenProfessional  
Race 3: SKY RACING BENCHMARK 78 Handicap - 1615m  
14 January 2026 - 14:49  
Track Rating: Good 4, Weather: Fine, Rail Position: +3m Entire



Section	Overall	1400m	1200m	1000m	800m	600m	400m	200m					
Section Times	1:37.86 [8] (0:15.22)	1:22.64 [3] (0:11.61)	1:11.03 [3] (0:11.82)	0:59.21 [4] (0:12.03)	0:47.18 [3] (0:12.08)	0:35.10 [4] (0:11.52)	0:23.58 [5] (0:11.31)	0:12.27 [8] (0:12.27)					
Average Speed [km/h]	50.9	62.5	61.0	59.9	59.7	62.0	63.2	59.2					
Top Speed [km/h]	63.6	65.4	61.5	61.4	60.9	64.1	64.2	61.8					
Avg. Dist. to Rail [m]	3.8	1.3	1.3	0.7	0.5	1.4	1.9	1.6					
Avg. Stride Freq. [Hz]	2.3	2.3	2.3	2.2	2.2	2.4	2.4	2.3					
Avg. Stride Length [m]	6.2	7.2	7.5	7.4	7.3	7.2	7.4	7.2					





## DoombenProfessional

### Race 4: BECOME A BRC MEMBER Class 3 Handicap - 1350m

14 January 2026 - 15:28



BRISBANE  
RACING CLUB

Track Rating: Good 4, Weather: Fine, Rail Position: +3m Entire

Section					Overall	1200m	1000m	800m	600m	400m	Last 600m		
Field Times					1:19.36 (0:10.99)	1:08.37 (0:11.08)	0:57.29 (0:11.31)	0:45.98 (0:11.59)	0:34.39 (0:11.47)	0:22.92 (0:11.14)	0:34.39		
Rank	TAB	Horse/Jockey	Barrier	Top Speed [km/h]	Fastest Section								Distance Travelled [m]
1	6	CARRAVILLA	4	66.3	0:11.01	1:19.36 [1]	1:08.35 [2]	0:57.29 [2]	0:45.98 [1]	0:34.39 [1]	0:22.92 [1]	0:34.39	
		Cejay Graham		1200m	Overall	(0:11.01)	(0:11.06)	(0:11.31)	(0:11.59)	(0:11.47)	(0:11.14)		
2	1	LAST COMMAND	2	66.6	0:10.96	1:19.37 [2]	1:07.85 [6]	0:56.77 [6]	0:45.34 [6]	0:33.80 [5]	0:22.34 [5]	0:33.80	+3
		Jasper Franklin		400m	400m	(0:11.52)	(0:11.08)	(0:11.43)	(0:11.54)	(0:11.46)	(0:10.96)		
3	5	BARRELLING	8	65.9	0:10.99	1:19.40 [3]	1:08.41 [1]	0:57.33 [1]	0:46.00 [2]	0:34.31 [2]	0:22.82 [2]	0:34.31	+5
		Ben Thompson		400m	Overall	(0:10.99)	(0:11.08)	(0:11.33)	(0:11.69)	(0:11.49)	(0:11.08)		
4	9	RASHFORD	6	67.4	0:10.80	1:19.50 [4]	1:07.67 [8]	0:56.64 [8]	0:45.06 [8]	0:33.64 [7]	0:22.43 [6]	0:33.64	+1
		Tahlia Fenlon		1200m	400m	(0:11.83)	(0:11.03)	(0:11.58)	(0:11.42)	(0:11.21)	(0:10.80)		
5	2	RAMP IT UP	7	66.9	0:11.00	1:19.62 [5]	1:07.92 [7]	0:56.87 [7]	0:45.27 [7]	0:33.74 [8]	0:22.33 [8]	0:33.74	+6
		Michael Rodd		400m	400m	(0:11.70)	(0:11.05)	(0:11.60)	(0:11.53)	(0:11.41)	(0:11.00)		
6	8	HOT WINGS	3	65.6	0:11.09	1:19.87 [6]	1:08.63 [4]	0:57.44 [4]	0:46.01 [4]	0:34.41 [4]	0:22.95 [4]	0:34.41	+3
		Damien Thornton		1200m	400m	(0:11.24)	(0:11.19)	(0:11.43)	(0:11.60)	(0:11.46)	(0:11.09)		
7	10	REGGAE FIRE	1	65.1	0:11.12	1:19.98 [7]	1:08.86 [3]	0:57.63 [3]	0:46.32 [3]	0:34.78 [3]	0:23.32 [3]	0:34.78	+0
		Mark Du Plessis		400m	Overall	(0:11.12)	(0:11.23)	(0:11.31)	(0:11.54)	(0:11.46)	(0:11.21)		
8	11	HUSSY EMPRESS	9	66.7	0:10.97	1:20.04 [8]	1:07.93 [9]	0:56.96 [9]	0:45.17 [9]	0:33.74 [9]	0:22.59 [9]	0:33.74	-7
		Jake Bayliss		1200m	1200m	(0:12.11)	(0:10.97)	(0:11.79)	(0:11.43)	(0:11.15)	(0:11.02)		
9	3	ENTERPRISE ATTACK	5	66.5	0:11.06	1:20.32 [9]	1:08.84 [5]	0:57.78 [5]	0:46.40 [5]	0:34.75 [6]	0:23.22 [7]	0:34.75	+5
		Brandon Lerena		1200m	1200m	(0:11.48)	(0:11.06)	(0:11.38)	(0:11.65)	(0:11.53)	(0:11.25)		

Scratched: Barello (#4), Considered (#7)



## DoombenProfessional

### Race 4: BECOME A BRC MEMBER Class 3 Handicap - 1350m

14 January 2026 - 15:28



BRISBANE  
RACING CLUB

Track Rating: Good 4, Weather: Fine, Rail Position: +3m Entire

Section Field Times				200m 0:11.78 (0:11.78)				Last 600m 0:34.39	
Rank	TAB	Horse/Jockey	Barrier	Top Speed [km/h]	Fastest Section	Margin		Distance Travelled [m]	
1	6	CARRAVILLA	4	66.3	0:11.01	0:11.78 [1]	1:19.36	0:34.39	
		Cejay Graham		1200m	Overall	(0:11.78)			
2	1	LAST COMMAND	2	66.6	0:10.96	0:11.38 [5]	0.06L	0:33.80	+3
		Jasper Franklin		400m	400m	(0:11.38)			
3	5	BARRELLING	8	65.9	0:10.99	0:11.74 [2]	0.22L	0:34.31	+5
		Ben Thompson		400m	Overall	(0:11.74)			
4	9	RASHFORD	6	67.4	0:10.80	0:11.63 [4]	0.8L	0:33.64	+1
		Tahlia Fenlon		1200m	400m	(0:11.63)			
5	2	RAMP IT UP	7	66.9	0:11.00	0:11.33 [7]	1.55L	0:33.74	+6
		Michael Rodd		400m	400m	(0:11.33)			
6	8	HOT WINGS	3	65.6	0:11.09	0:11.86 [6]	2.98L	0:34.41	+3
		Damien Thornton		1200m	400m	(0:11.86)			
7	10	REGGAE FIRE	1	65.1	0:11.12	0:12.11 [3]	3.65L	0:34.78	+0
		Mark Du Plessis		400m	Overall	(0:12.11)			
8	11	HUSSY EMPRESS	9	66.7	0:10.97	0:11.57 [9]	4.01L	0:33.74	-7
		Jake Bayliss		1200m	1200m	(0:11.57)			
9	3	ENTERPRISE ATTACK	5	66.5	0:11.06	0:11.97 [8]	5.67L	0:34.75	+5
		Brandon Lerena		1200m	1200m	(0:11.97)			

Scratched: Barello (#4), Considered (#7)





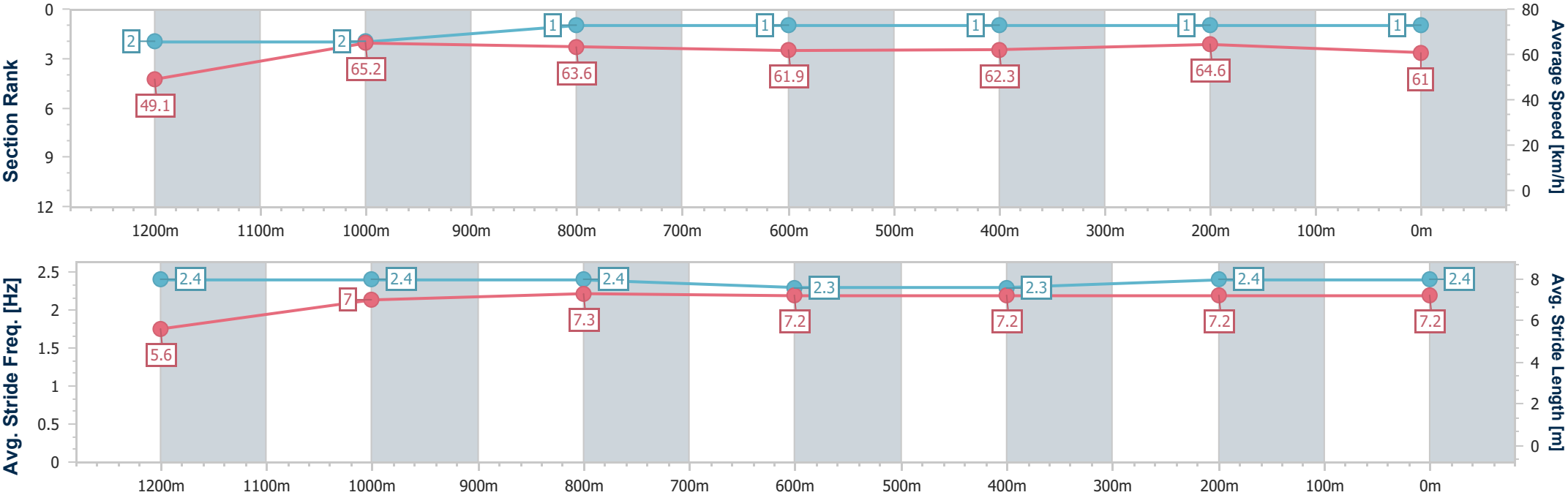
Horse/Jockey Name	Carravilla
Final Rank	1
Fastest Section Time (Section)	0:11.01 (Overall)
Top Speed [km/h] (Section)	66.3 (1200m)
Race State	Finished



DoombenProfessional  
Race 4: BECOME A BRC MEMBER Class 3 Handicap - 1350m  
14 January 2026 - 15:28  
Track Rating: Good 4, Weather: Fine, Rail Position: +3m Entire



Section	Overall	1200m	1000m	800m	600m	400m	200m						
Section Times	1:19.36 [1] (0:11.01)	1:08.35 [2] (0:11.06)	0:57.29 [2] (0:11.31)	0:45.98 [1] (0:11.59)	0:34.39 [1] (0:11.47)	0:22.92 [1] (0:11.14)	0:11.78 [1] (0:11.78)						
Average Speed [km/h]	49.1	65.2	63.6	61.9	62.3	64.6	61.0						
Top Speed [km/h]	66.1	66.3	65.3	63.3	63.4	65.5	63.4						
Avg. Dist. to Rail [m]	5.1	0.9	0.1	0.7	1.0	1.3	1.0						
Avg. Stride Freq. [Hz]	2.4	2.4	2.4	2.3	2.3	2.4	2.4						
Avg. Stride Length [m]	5.6	7.0	7.3	7.2	7.2	7.2	7.2						





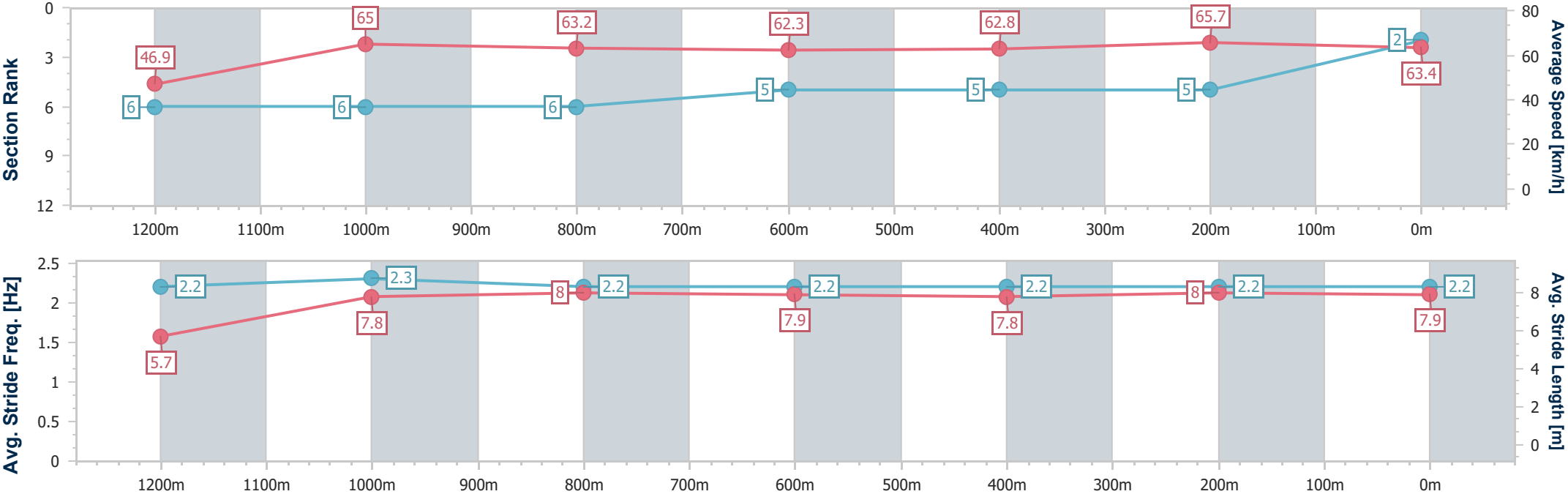
Horse/Jockey Name	Last Command
Final Rank	2
Fastest Section Time (Section)	0:10.96 (400m)
Top Speed [km/h] (Section)	66.6 (400m)
Race State	Finished



DoombenProfessional  
Race 4: BECOME A BRC MEMBER Class 3 Handicap - 1350m  
14 January 2026 - 15:28  
Track Rating: Good 4, Weather: Fine, Rail Position: +3m Entire



Section	Overall	1200m	1000m	800m	600m	400m	200m						
Section Times	1:19.37 [2] (0:11.52)	1:07.85 [6] (0:11.08)	0:56.77 [6] (0:11.43)	0:45.34 [6] (0:11.54)	0:33.80 [5] (0:11.46)	0:22.34 [5] (0:10.96)	0:11.38 [5] (0:11.38)						
Average Speed [km/h]	46.9	65.0	63.2	62.3	62.8	65.7	63.4						
Top Speed [km/h]	65.7	66.4	63.6	63.4	64.3	66.6	65.3						
Avg. Dist. to Rail [m]	3.6	0.8	0.4	0.2	0.2	2.3	4.5						
Avg. Stride Freq. [Hz]	2.2	2.3	2.2	2.2	2.2	2.2	2.2						
Avg. Stride Length [m]	5.7	7.8	8.0	7.9	7.8	8.0	7.9						





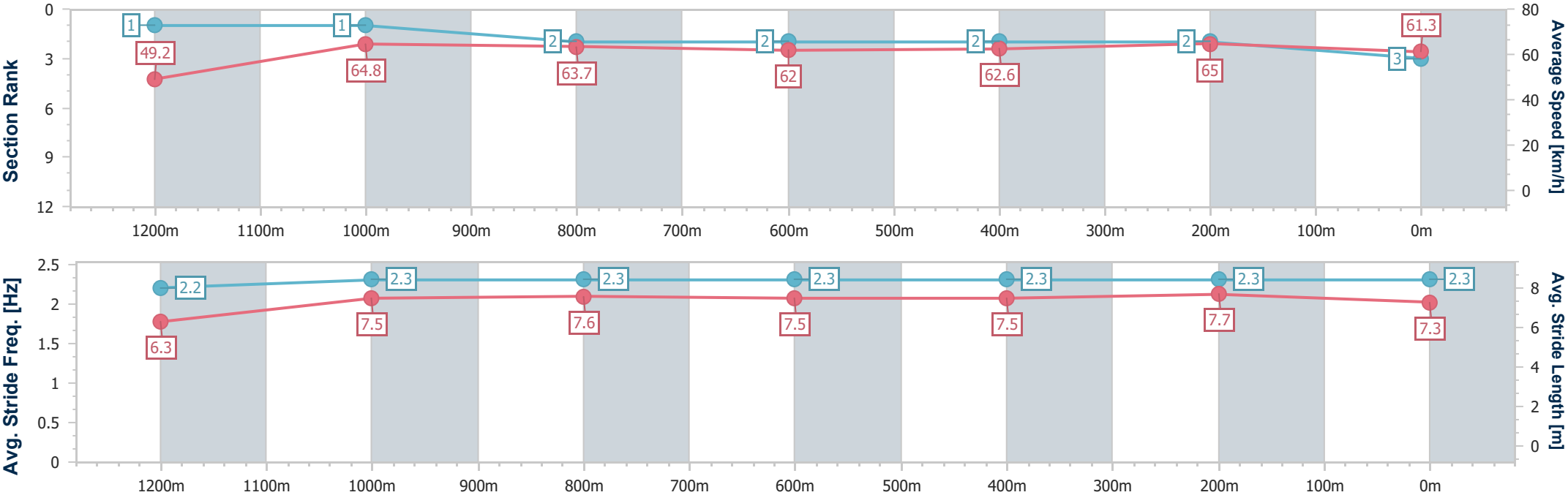
Horse/Jockey Name	Barrelling
Final Rank	3
Fastest Section Time (Section)	0:10.99 (Overall)
Top Speed [km/h] (Section)	65.9 (400m)
Race State	Finished



DoombenProfessional  
Race 4: BECOME A BRC MEMBER Class 3 Handicap - 1350m  
14 January 2026 - 15:28  
Track Rating: Good 4, Weather: Fine, Rail Position: +3m Entire



Section	Overall	1200m	1000m	800m	600m	400m	200m						
Section Times	1:19.40 [3] (0:10.99)	1:08.41 [1] (0:11.08)	0:57.33 [1] (0:11.33)	0:46.00 [2] (0:11.69)	0:34.31 [2] (0:11.49)	0:22.82 [2] (0:11.08)	0:11.74 [2] (0:11.74)						
Average Speed [km/h]	49.2	64.8	63.7	62.0	62.6	65.0	61.3						
Top Speed [km/h]	65.1	65.8	65.3	63.1	63.9	65.9	63.8						
Avg. Dist. to Rail [m]	9.3	4.3	1.6	1.0	0.3	0.8	1.3						
Avg. Stride Freq. [Hz]	2.2	2.3	2.3	2.3	2.3	2.3	2.3						
Avg. Stride Length [m]	6.3	7.5	7.6	7.5	7.5	7.7	7.3						





Horse/Jockey Name	Rashford
Final Rank	4
Fastest Section Time (Section)	0:10.80 (400m)
Top Speed [km/h] (Section)	67.4 (1200m)
Race State	Finished

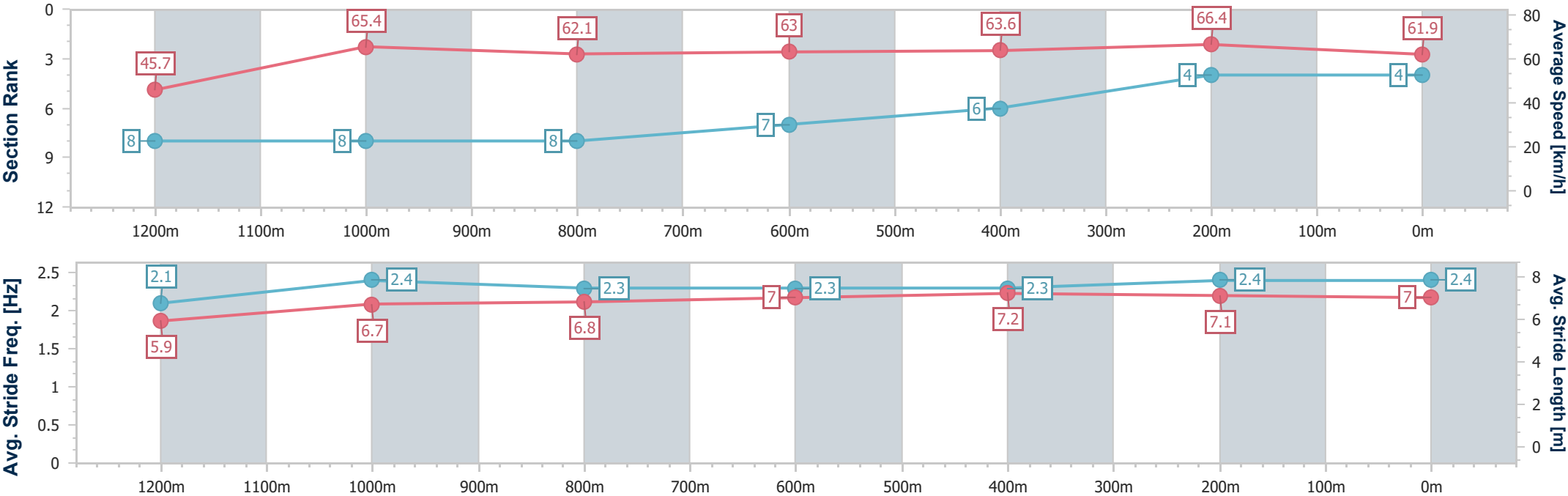


DoombenProfessional  
Race 4: BECOME A BRC MEMBER Class 3 Handicap - 1350m  
14 January 2026 - 15:28  
Track Rating: Good 4, Weather: Fine, Rail Position: +3m Entire



BRISBANE  
RACING CLUB

Section	Overall	1200m	1000m	800m	600m	400m	200m						
Section Times	1:19.50 [4] (0:11.83)	1:07.67 [8] (0:11.03)	0:56.64 [8] (0:11.58)	0:45.06 [8] (0:11.42)	0:33.64 [7] (0:11.21)	0:22.43 [6] (0:10.80)	0:11.63 [4] (0:11.63)						
Average Speed [km/h]	45.7	65.4	62.1	63.0	63.6	66.4	61.9						
Top Speed [km/h]	63.8	67.4	63.5	63.6	65.7	67.3	65.0						
Avg. Dist. to Rail [m]	5.9	0.4	0.4	0.7	1.4	0.7	0.7						
Avg. Stride Freq. [Hz]	2.1	2.4	2.3	2.3	2.3	2.4	2.4						
Avg. Stride Length [m]	5.9	6.7	6.8	7.0	7.2	7.1	7.0						





Horse/Jockey Name	Ramp It Up
Final Rank	5
Fastest Section Time (Section)	0:11.00 (400m)
Top Speed [km/h] (Section)	66.9 (400m)
Race State	Finished

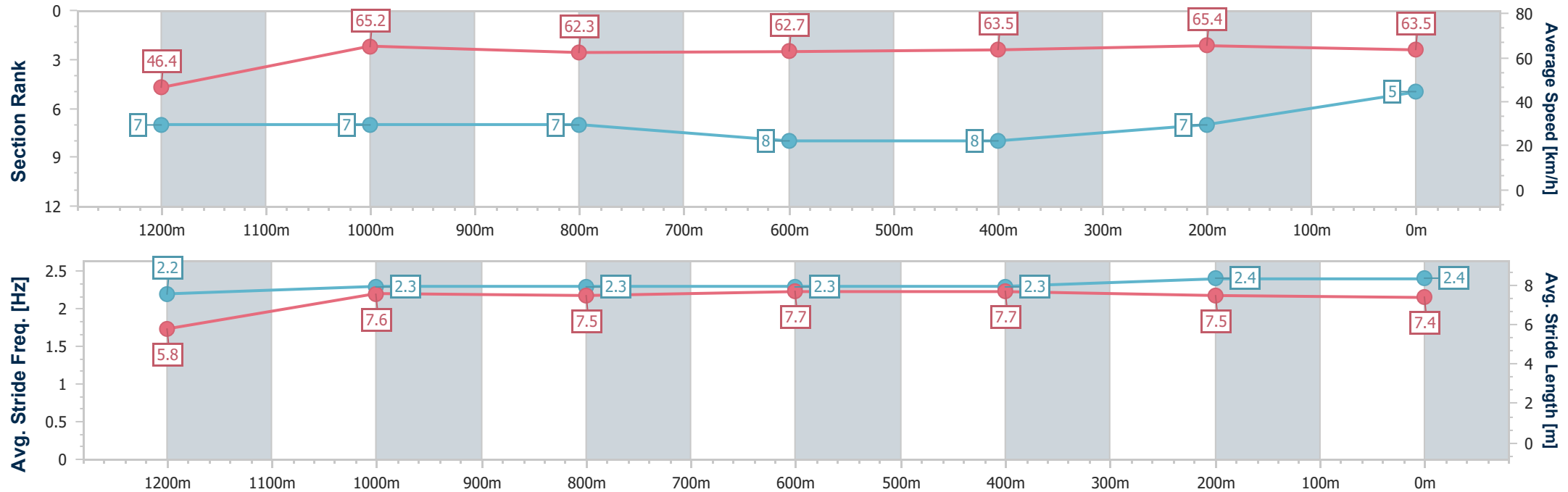


DoombenProfessional  
Race 4: BECOME A BRC MEMBER Class 3 Handicap - 1350m  
14 January 2026 - 15:28  
Track Rating: Good 4, Weather: Fine, Rail Position: +3m Entire



BRISBANE  
RACING CLUB

Section	Overall	1200m	1000m	800m	600m	400m	200m						
Section Times	1:19.62 [5] (0:11.70)	1:07.92 [7] (0:11.05)	0:56.87 [7] (0:11.60)	0:45.27 [7] (0:11.53)	0:33.74 [8] (0:11.41)	0:22.33 [8] (0:11.00)	0:11.33 [7] (0:11.33)						
Average Speed [km/h]	46.4	65.2	62.3	62.7	63.5	65.4	63.5						
Top Speed [km/h]	62.6	66.4	63.2	63.8	64.4	66.9	65.5						
Avg. Dist. to Rail [m]	8.0	2.4	1.8	1.1	0.5	3.7	5.6						
Avg. Stride Freq. [Hz]	2.2	2.3	2.3	2.3	2.3	2.4	2.4						
Avg. Stride Length [m]	5.8	7.6	7.5	7.7	7.7	7.5	7.4						





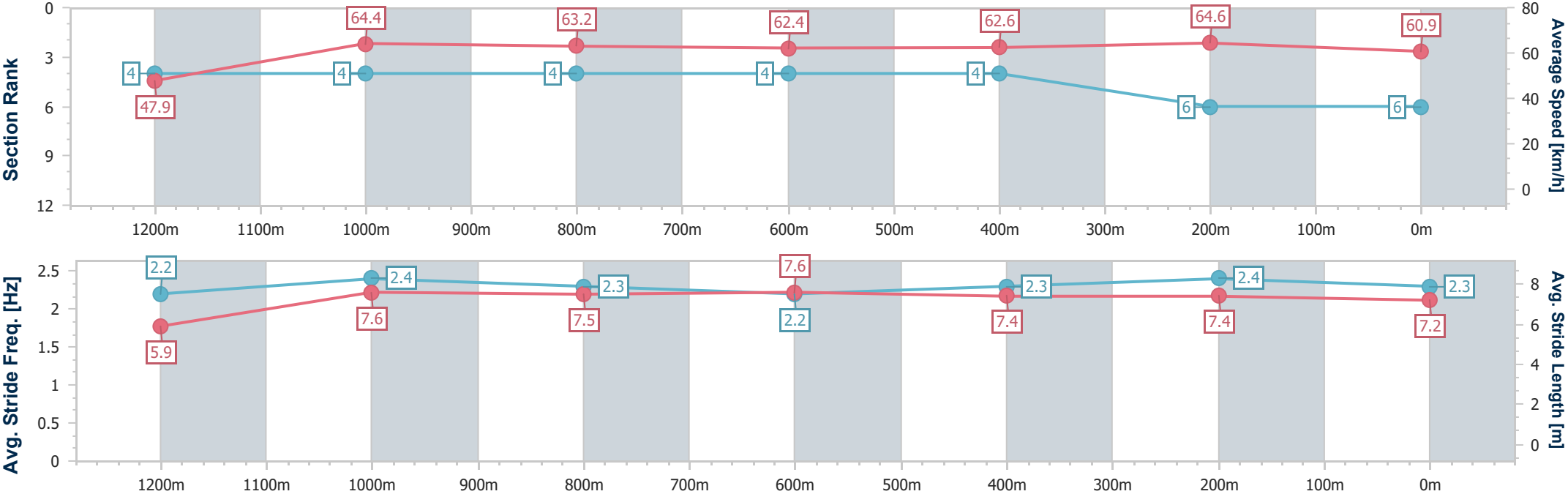
Horse/Jockey Name	Hot Wings
Final Rank	6
Fastest Section Time (Section)	0:11.09 (400m)
Top Speed [km/h] (Section)	65.6 (1200m)
Race State	Finished



DoombenProfessional  
Race 4: BECOME A BRC MEMBER Class 3 Handicap - 1350m  
14 January 2026 - 15:28  
Track Rating: Good 4, Weather: Fine, Rail Position: +3m Entire



Section	Overall	1200m	1000m	800m	600m	400m	200m						
Section Times	1:19.87 [6] (0:11.24)	1:08.63 [4] (0:11.19)	0:57.44 [4] (0:11.43)	0:46.01 [4] (0:11.60)	0:34.41 [4] (0:11.46)	0:22.95 [4] (0:11.09)	0:11.86 [6] (0:11.86)						
Average Speed [km/h]	47.9	64.4	63.2	62.4	62.6	64.6	60.9						
Top Speed [km/h]	64.8	65.6	64.4	63.1	63.6	65.4	63.3						
Avg. Dist. to Rail [m]	4.2	1.8	2.0	0.6	0.6	1.6	0.5						
Avg. Stride Freq. [Hz]	2.2	2.4	2.3	2.2	2.3	2.4	2.3						
Avg. Stride Length [m]	5.9	7.6	7.5	7.6	7.4	7.4	7.2						





Horse/Jockey Name	Reggae Fire
Final Rank	7
Fastest Section Time (Section)	0:11.12 (Overall)
Top Speed [km/h] (Section)	65.1 (400m)
Race State	Finished

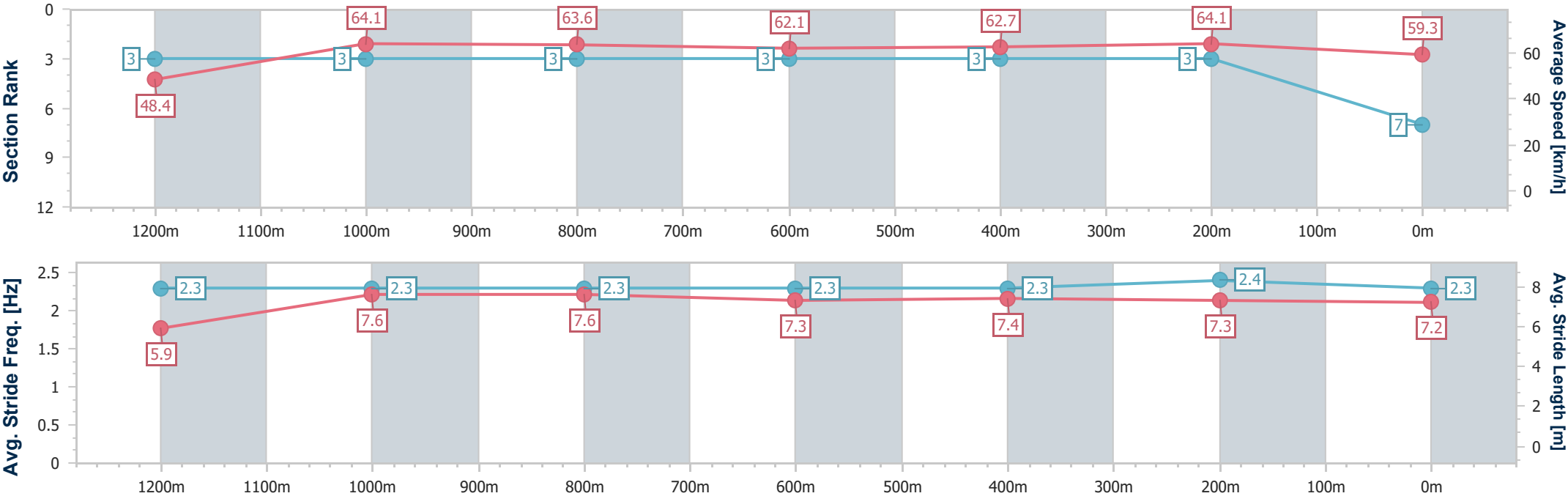


DoombenProfessional  
Race 4: BECOME A BRC MEMBER Class 3 Handicap - 1350m  
14 January 2026 - 15:28  
Track Rating: Good 4, Weather: Fine, Rail Position: +3m Entire



BRISBANE  
RACING CLUB

Section	Overall	1200m	1000m	800m	600m	400m	200m						
Section Times	1:19.98 [7] (0:11.12)	1:08.86 [3] (0:11.23)	0:57.63 [3] (0:11.31)	0:46.32 [3] (0:11.54)	0:34.78 [3] (0:11.46)	0:23.32 [3] (0:11.21)	0:12.11 [3] (0:12.11)						
Average Speed [km/h]	48.4	64.1	63.6	62.1	62.7	64.1	59.3						
Top Speed [km/h]	64.6	65.0	64.3	62.6	64.0	65.1	62.1						
Avg. Dist. to Rail [m]	2.0	0.7	0.9	0.9	0.4	1.0	0.5						
Avg. Stride Freq. [Hz]	2.3	2.3	2.3	2.3	2.3	2.4	2.3						
Avg. Stride Length [m]	5.9	7.6	7.6	7.3	7.4	7.3	7.2						





Horse/Jockey Name	Hussy Empress
Final Rank	8
Fastest Section Time (Section)	0:10.97 (1200m)
Top Speed [km/h] (Section)	66.7 (1200m)
Race State	Finished

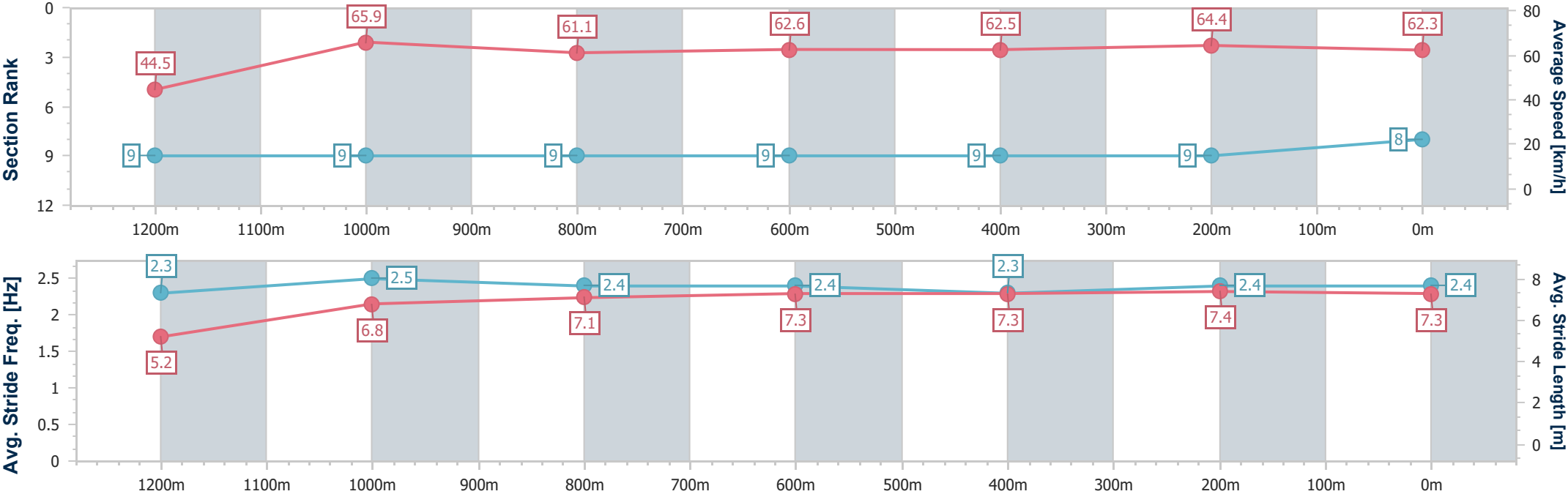


DoombenProfessional  
Race 4: BECOME A BRC MEMBER Class 3 Handicap - 1350m  
14 January 2026 - 15:28  
Track Rating: Good 4, Weather: Fine, Rail Position: +3m Entire



BRISBANE  
RACING CLUB

Section	Overall	1200m	1000m	800m	600m	400m	200m						
Section Times	1:20.04 [8] (0:12.11)	1:07.93 [9] (0:10.97)	0:56.96 [9] (0:11.79)	0:45.17 [9] (0:11.43)	0:33.74 [9] (0:11.15)	0:22.59 [9] (0:11.02)	0:11.57 [9] (0:11.57)						
Average Speed [km/h]	44.5	65.9	61.1	62.6	62.5	64.4	62.3						
Top Speed [km/h]	63.3	66.7	63.8	63.4	63.7	65.9	65.3						
Avg. Dist. to Rail [m]	6.9	0.5	1.2	2.1	5.2	5.1	1.4						
Avg. Stride Freq. [Hz]	2.3	2.5	2.4	2.4	2.3	2.4	2.4						
Avg. Stride Length [m]	5.2	6.8	7.1	7.3	7.3	7.4	7.3						







Horse/Jockey Name	Enterprise Attack
Final Rank	9
Fastest Section Time (Section)	0:11.06 (1200m)
Top Speed [km/h] (Section)	66.5 (1200m)
Race State	Finished

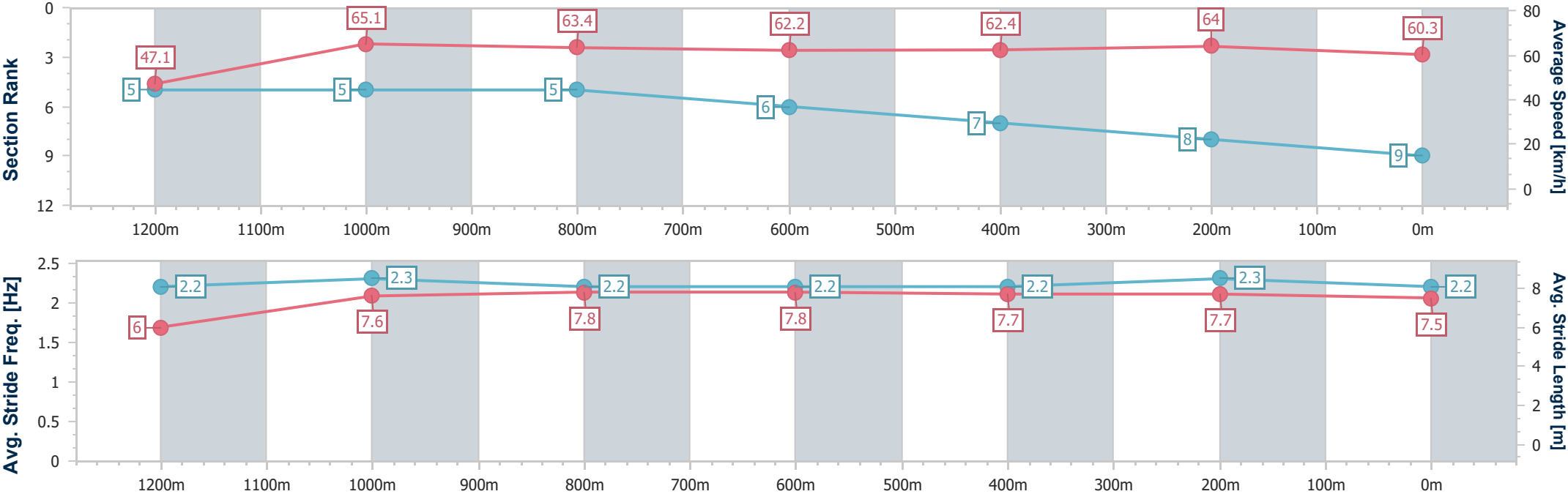


DoombenProfessional  
Race 4: BECOME A BRC MEMBER Class 3 Handicap - 1350m  
14 January 2026 - 15:28  
Track Rating: Good 4, Weather: Fine, Rail Position: +3m Entire



BRISBANE  
RACING CLUB

Section	Overall	1200m	1000m	800m	600m	400m	200m						
Section Times	1:20.32 [9] (0:11.48)	1:08.84 [5] (0:11.06)	0:57.78 [5] (0:11.38)	0:46.40 [5] (0:11.65)	0:34.75 [6] (0:11.53)	0:23.22 [7] (0:11.25)	0:11.97 [8] (0:11.97)						
Average Speed [km/h]	47.1	65.1	63.4	62.2	62.4	64.0	60.3						
Top Speed [km/h]	63.8	66.5	64.0	62.6	63.8	65.0	62.0						
Avg. Dist. to Rail [m]	5.5	1.2	0.7	0.8	0.6	1.6	3.1						
Avg. Stride Freq. [Hz]	2.2	2.3	2.2	2.2	2.2	2.3	2.2						
Avg. Stride Length [m]	6.0	7.6	7.8	7.8	7.7	7.7	7.5						





**DoombenProfessional**  
**Race 5: GIRLS DAY OUT 7TH MARCH BENCHMARK 78 Handicap - 2200m**

14 January 2026 - 16:01



BRISBANE  
RACING CLUB

Track Rating: Good 4, Weather: Fine, Rail Position: +3m Entire

Section						Overall	2000m	1800m	1600m	1400m	1200m	1000m	Last 600m	
Field Times						2:14.35 (0:14.24)	2:00.11 (0:11.79)	1:48.32 (0:11.70)	1:36.62 (0:12.28)	1:24.34 (0:12.45)	1:11.89 (0:11.96)	0:59.93 (0:12.17)	0:35.52	
Rank	TAB	Horse/Jockey	Barrier	Top Speed [km/h]	Fastest Section									Distance Travelled [m]
1	10	ENTERPRISE PRIVATE	5	63.7	0:11.43	2:14.35 [1]	1:59.26 [8]	1:47.63 [8]	1:35.73 [7]	1:23.50 [7]	1:11.13 [7]	0:59.15 [8]	0:34.85	
		Daniel Moor		400m	400m	(0:15.09)	(0:11.63)	(0:11.90)	(0:12.23)	(0:12.37)	(0:11.98)	(0:12.22)		
2	9	MR O'REILLY	4	62.8	0:11.66	2:14.54 [2]	1:59.98 [2]	1:48.27 [3]	1:36.27 [3]	1:24.01 [4]	1:12.08 [1]	1:00.12 [1]	0:35.71 +1	
		Damien Thornton		2000m	400m	(0:14.56)	(0:11.71)	(0:12.00)	(0:12.26)	(0:11.93)	(0:11.96)	(0:12.17)		
3	5	PRINCE LEVI	8	64.4	0:11.33	2:14.72 [3]	1:59.60 [9]	1:47.75 [9]	1:35.75 [9]	1:23.50 [10]	1:11.14 [10]	0:59.27 [10]	0:35.22 +10	
		Mark Du Plessis		400m	400m	(0:15.12)	(0:11.85)	(0:12.00)	(0:12.25)	(0:12.36)	(0:11.87)	(0:11.93)		
4	7	FARWEST	11	63.8	0:11.48	2:14.80 [4]	1:59.42 [10]	1:47.61 [10]	1:35.70 [10]	1:23.61 [9]	1:11.44 [9]	0:59.36 [9]	0:35.06 -8	
		Angela Jones		400m	400m	(0:15.38)	(0:11.81)	(0:11.91)	(0:12.09)	(0:12.17)	(0:12.08)	(0:12.20)		
5	6	LET FLY	9	65.1	0:11.70	2:14.85 [5]	2:00.61 [1]	1:48.82 [1]	1:37.12 [1]	1:24.84 [1]	1:12.32 [2]	1:00.32 [2]	0:35.96 -2	
		Olivia Webb		Overall	1800m	(0:14.24)	(0:11.79)	(0:11.70)	(0:12.28)	(0:12.52)	(0:12.00)	(0:12.20)		
6	1	TAPILDOODLEDO	1	63.1	0:11.65	2:14.88 [6]	2:00.14 [5]	1:48.49 [4]	1:36.56 [4]	1:24.41 [3]	1:11.97 [5]	0:59.95 [5]	0:35.56 -6	
		Jasper Franklin		2000m	2000m	(0:14.74)	(0:11.65)	(0:11.93)	(0:12.15)	(0:12.44)	(0:12.02)	(0:12.24)		
7	3	SIR LAMORAK	7	64.1	0:11.41	2:15.17 [7]	2:00.44 [4]	1:49.03 [2]	1:37.25 [2]	1:25.01 [2]	1:12.48 [3]	1:00.53 [3]	0:36.13 +4	
		Ben Thompson		2000m	2000m	(0:14.73)	(0:11.41)	(0:11.78)	(0:12.24)	(0:12.53)	(0:11.95)	(0:12.24)		
8	11	PLEADEEL	6	62.7	0:11.58	2:15.34 [8]	2:00.68 [3]	1:48.90 [5]	1:36.87 [5]	1:24.67 [5]	1:12.31 [6]	1:00.38 [6]	0:35.91 +0	
		Tahlia Fenlon		400m	400m	(0:14.66)	(0:11.78)	(0:12.03)	(0:12.20)	(0:12.36)	(0:11.93)	(0:12.29)		
9	4	MOB BUSTER	3	62.4	0:11.77	2:16.80 [9]	2:01.97 [6]	1:50.20 [6]	1:38.17 [8]	1:25.87 [8]	1:13.51 [8]	1:01.62 [7]	0:37.28 +5	
		Micheal Hellyer		2000m	2000m	(0:14.83)	(0:11.77)	(0:12.03)	(0:12.30)	(0:12.36)	(0:11.89)	(0:12.16)		
10	2	TAJAWAL	10	64.9	0:11.63	2:17.96 [10]	2:02.92 [7]	1:51.29 [7]	1:39.35 [6]	1:27.25 [6]	1:15.09 [4]	1:03.12 [4]	0:38.70 +10	
		Ryan Maloney		2000m	2000m	(0:15.04)	(0:11.63)	(0:11.94)	(0:12.10)	(0:12.16)	(0:11.97)	(0:12.23)		

Scratched: Medical Autocrat (#8)

Report Created: Wed 14 January 2026 16:44 GMT+ (Note: Timing is based on position data)

Page 1/12

[ ] Ranking at each section and finish  
-:-:- No data available at this section  
NA No data available

SCN Saddle cloth number  
DNF Did not finish  
DNT Did not track

data processed by  TRIPLES DATA



**DoombenProfessional**  
**Race 5: GIRLS DAY OUT 7TH MARCH BENCHMARK 78 Handicap - 2200m**

14 January 2026 - 16:01



Track Rating: Good 4, Weather: Fine, Rail Position: +3m Entire

Section		Field Times				800m	600m	400m	200m	Last 600m		
						0:47.76 (0:12.24)	0:35.52 (0:11.74)	0:23.78 (0:11.66)	0:12.12 (0:12.12)	0:35.52		
Rank	TAB	Horse/Jockey	Barrier	Top Speed [km/h]	Fastest Section						Margin	Distance Travelled [m]
1	10	ENTERPRISE PRIVATE	5	63.7	0:11.43	0:46.93 [9]	0:34.85 [7]	0:23.09 [6]	0:11.66 [4]	2:14.35	0:34.85	
		Daniel Moor		400m	400m	(0:12.08)	(0:11.76)	(0:11.43)	(0:11.66)			
2	9	MR O'REILLY	4	62.8	0:11.66	0:47.95 [1]	0:35.71 [1]	0:23.97 [1]	0:12.31 [1]	1.1L	0:35.71	+1
		Damien Thornton		2000m	400m	(0:12.24)	(0:11.74)	(0:11.66)	(0:12.31)			
3	5	PRINCE LEVI	8	64.4	0:11.33	0:47.34 [8]	0:35.22 [8]	0:23.39 [8]	0:12.06 [3]	2.19L	0:35.22	+10
		Mark Du Plessis		400m	400m	(0:12.12)	(0:11.83)	(0:11.33)	(0:12.06)			
4	7	FARWEST	11	63.8	0:11.48	0:47.16 [10]	0:35.06 [10]	0:23.26 [9]	0:11.78 [8]	2.67L	0:35.06	-8
		Angela Jones		400m	400m	(0:12.10)	(0:11.80)	(0:11.48)	(0:11.78)			
5	6	LET FLY	9	65.1	0:11.70	0:48.12 [2]	0:35.96 [2]	0:24.24 [2]	0:12.50 [2]	2.94L	0:35.96	-2
		Olivia Webb		Overall	1800m	(0:12.16)	(0:11.72)	(0:11.74)	(0:12.50)			
6	1	TAPILDOODLEDO	1	63.1	0:11.65	0:47.71 [5]	0:35.56 [5]	0:23.82 [4]	0:12.16 [5]	3.12L	0:35.56	-6
		Jasper Franklin		2000m	2000m	(0:12.15)	(0:11.74)	(0:11.66)	(0:12.16)			
7	3	SIR LAMORAK	7	64.1	0:11.41	0:48.29 [3]	0:36.13 [3]	0:24.26 [3]	0:12.41 [6]	4.83L	0:36.13	+4
		Ben Thompson		2000m	2000m	(0:12.16)	(0:11.87)	(0:11.85)	(0:12.41)			
8	11	PLEADEEL	6	62.7	0:11.58	0:48.09 [6]	0:35.91 [6]	0:24.04 [7]	0:12.46 [7]	5.85L	0:35.91	+0
		Tahlia Fenlon		400m	400m	(0:12.18)	(0:11.87)	(0:11.58)	(0:12.46)			
9	4	MOB BUSTER	3	62.4	0:11.77	0:49.46 [7]	0:37.28 [9]	0:25.22 [10]	0:13.24 [10]	14.41L	0:37.28	+5
		Micheal Hellyer		2000m	2000m	(0:12.18)	(0:12.06)	(0:11.98)	(0:13.24)			
10	2	TAJAWAL	10	64.9	0:11.63	0:50.89 [4]	0:38.70 [4]	0:26.80 [5]	0:14.81 [9]	21.21L	0:38.70	+10
		Ryan Maloney		2000m	2000m	(0:12.19)	(0:11.90)	(0:11.99)	(0:14.81)			

Scratched: Medical Autocrat (#8)

Report Created: Wed 14 January 2026 16:44 GMT+ (Note: Timing is based on position data)

Page 2/12

[ ] Ranking at each section and finish  
-:-:- No data available at this section  
NA No data available

SCN Saddle cloth number  
DNF Did not finish  
DNT Did not track

data processed by  TRIPLESDATA



Horse/Jockey Name	Enterprise Private
Final Rank	1
Fastest Section Time (Section)	0:11.43 (400m)
Top Speed [km/h] (Section)	63.7 (400m)
Race State	Finished

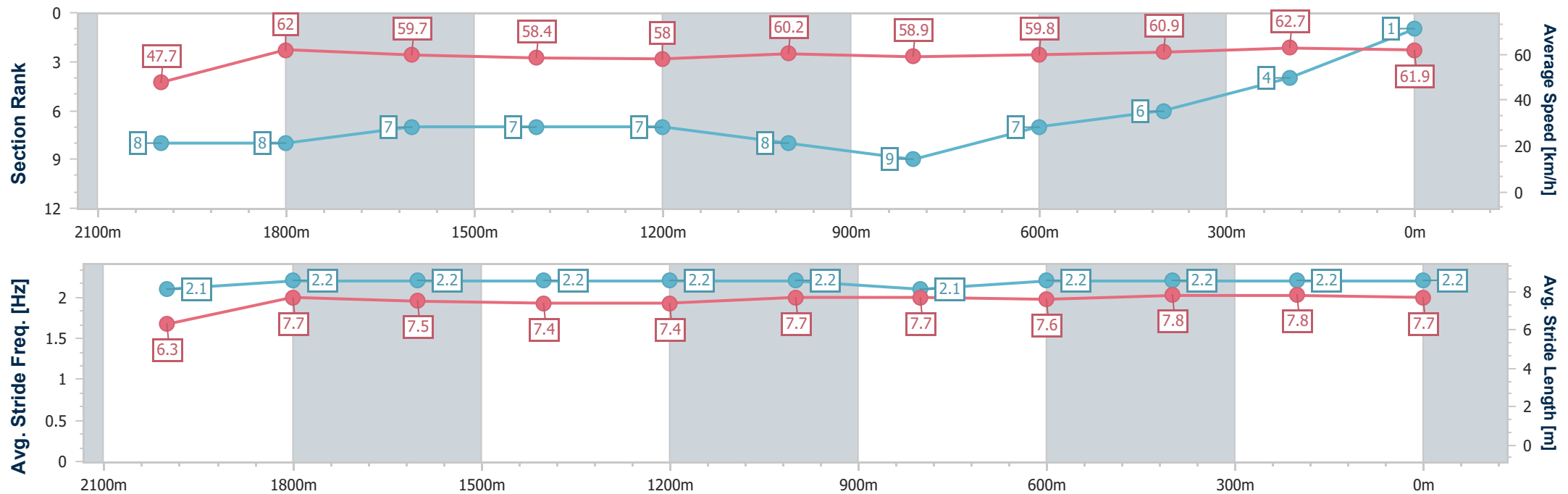


DoombenProfessional  
Race 5: GIRLS DAY OUT 7TH MARCH BENCHMARK 78  
Handicap - 2200m  
14 January 2026 - 16:01  
Track Rating: Good 4, Weather: Fine, Rail Position: +3m Entire



BRISBANE  
RACING CLUB

Section	Overall	2000m	1800m	1600m	1400m	1200m	1000m	800m	600m	400m	200m		
Section Times	2:14.35 [1] (0:15.09)	1:59.26 [8] (0:11.63)	1:47.63 [8] (0:11.90)	1:35.73 [7] (0:12.23)	1:23.50 [7] (0:12.37)	1:11.13 [7] (0:11.98)	0:59.15 [8] (0:12.22)	0:46.93 [9] (0:12.08)	0:34.85 [7] (0:11.76)	0:23.09 [6] (0:11.43)	0:11.66 [4] (0:11.66)		
Average Speed [km/h]	47.7	62.0	59.7	58.4	58.0	60.2	58.9	59.8	60.9	62.7	61.9		
Top Speed [km/h]	63.0	63.1	61.2	59.5	59.7	61.4	60.1	60.2	62.2	63.7	63.4		
Avg. Dist. to Rail [m]	1.3	1.8	2.2	2.2	0.6	0.8	0.7	0.4	0.6	0.6	0.7		
Avg. Stride Freq. [Hz]	2.1	2.2	2.2	2.2	2.2	2.2	2.1	2.2	2.2	2.2	2.2		
Avg. Stride Length [m]	6.3	7.7	7.5	7.4	7.4	7.7	7.7	7.6	7.8	7.8	7.7		





Horse/Jockey Name	Mr O'reilly
Final Rank	2
Fastest Section Time (Section)	0:11.66 (400m)
Top Speed [km/h] (Section)	62.8 (2000m)
Race State	Finished

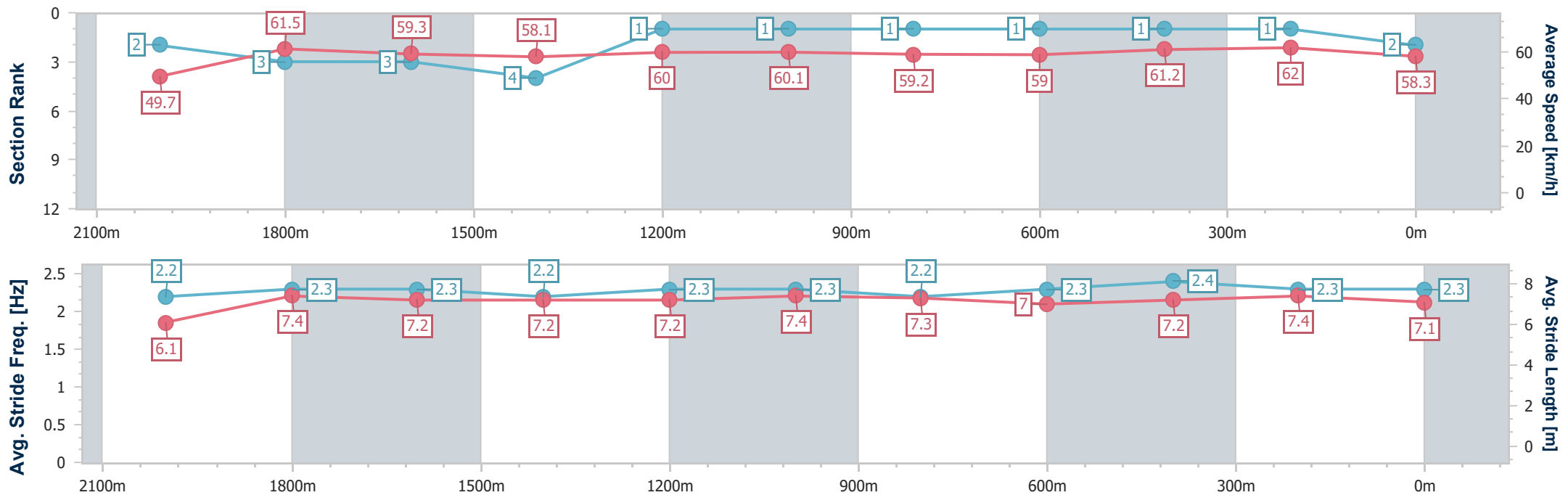


DoombenProfessional  
Race 5: GIRLS DAY OUT 7TH MARCH BENCHMARK 78  
Handicap - 2200m  
14 January 2026 - 16:01  
Track Rating: Good 4, Weather: Fine, Rail Position: +3m Entire



BRISBANE  
RACING CLUB

Section	Overall	2000m	1800m	1600m	1400m	1200m	1000m	800m	600m	400m	200m		
Section Times	2:14.54 [2] (0:14.56)	1:59.98 [2] (0:11.71)	1:48.27 [3] (0:12.00)	1:36.27 [3] (0:12.26)	1:24.01 [4] (0:11.93)	1:12.08 [1] (0:11.96)	1:00.12 [1] (0:12.17)	0:47.95 [1] (0:12.24)	0:35.71 [1] (0:11.74)	0:23.97 [1] (0:11.66)	0:12.31 [1] (0:12.31)		
Average Speed [km/h]	49.7	61.5	59.3	58.1	60.0	60.1	59.2	59.0	61.2	62.0	58.3		
Top Speed [km/h]	62.6	62.8	60.9	58.6	61.9	61.7	60.4	60.5	62.6	62.7	61.0		
Avg. Dist. to Rail [m]	0.7	1.1	1.6	2.6	0.9	0.4	0.7	0.5	0.3	0.3	0.3		
Avg. Stride Freq. [Hz]	2.2	2.3	2.3	2.2	2.3	2.3	2.2	2.3	2.4	2.3	2.3		
Avg. Stride Length [m]	6.1	7.4	7.2	7.2	7.2	7.4	7.3	7.0	7.2	7.4	7.1		





Horse/Jockey Name	Prince Levi
Final Rank	3
Fastest Section Time (Section)	0:11.33 (400m)
Top Speed [km/h] (Section)	64.4 (400m)
Race State	Finished



DoombenProfessional  
Race 5: GIRLS DAY OUT 7TH MARCH BENCHMARK 78  
Handicap - 2200m

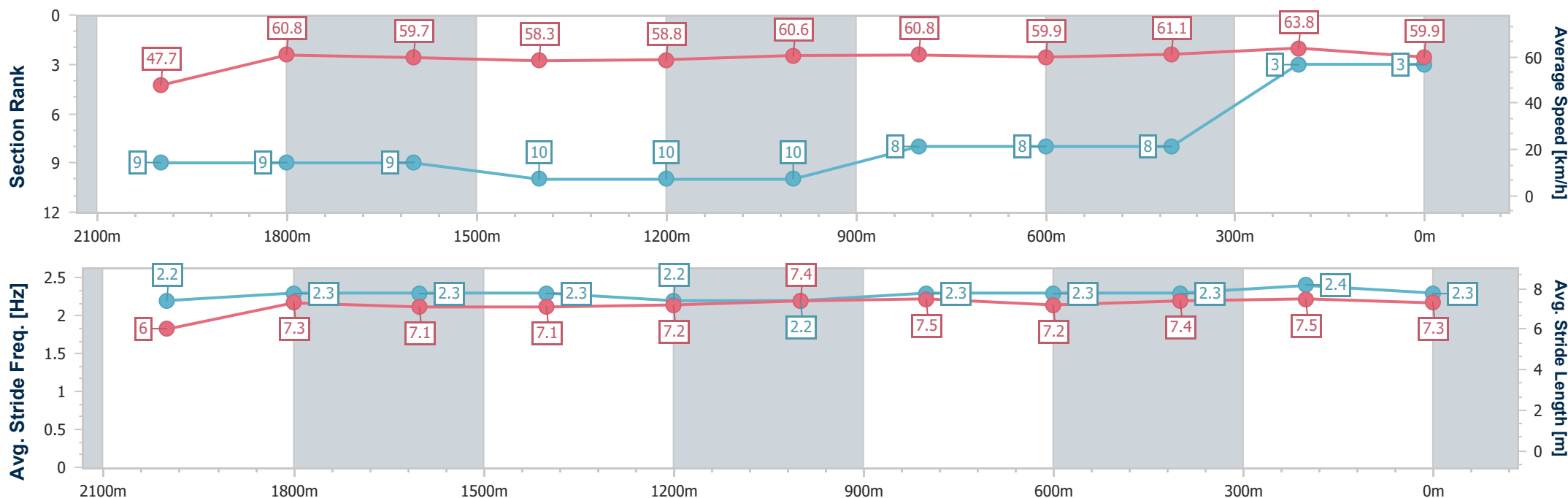
14 January 2026 - 16:01

Track Rating: Good 4, Weather: Fine, Rail Position: +3m Entire



BRISBANE  
RACING CLUB

Section	Overall	2000m	1800m	1600m	1400m	1200m	1000m	800m	600m	400m	200m		
Section Times	2:14.72 [3] (0:15.12)	1:59.60 [9] (0:11.85)	1:47.75 [9] (0:12.00)	1:35.75 [9] (0:12.25)	1:23.50 [10] (0:12.36)	1:11.14 [10] (0:11.87)	0:59.27 [10] (0:11.93)	0:47.34 [8] (0:12.12)	0:35.22 [8] (0:11.83)	0:23.39 [8] (0:11.33)	0:12.06 [3] (0:12.06)		
Average Speed [km/h]	47.7	60.8	59.7	58.3	58.8	60.6	60.8	59.9	61.1	63.8	59.9		
Top Speed [km/h]	63.5	62.1	61.7	59.9	60.5	63.4	62.4	61.3	63.1	64.4	62.2		
Avg. Dist. to Rail [m]	2.0	0.9	1.0	0.5	0.9	1.6	2.0	1.7	1.2	3.1	3.4		
Avg. Stride Freq. [Hz]	2.2	2.3	2.3	2.3	2.2	2.2	2.3	2.3	2.3	2.4	2.3		
Avg. Stride Length [m]	6.0	7.3	7.1	7.1	7.2	7.4	7.5	7.2	7.4	7.5	7.3		





Horse/Jockey Name	Farwest
Final Rank	4
Fastest Section Time (Section)	0:11.48 (400m)
Top Speed [km/h] (Section)	63.8 (400m)
Race State	Finished



DoombenProfessional  
Race 5: GIRLS DAY OUT 7TH MARCH BENCHMARK 78  
Handicap - 2200m

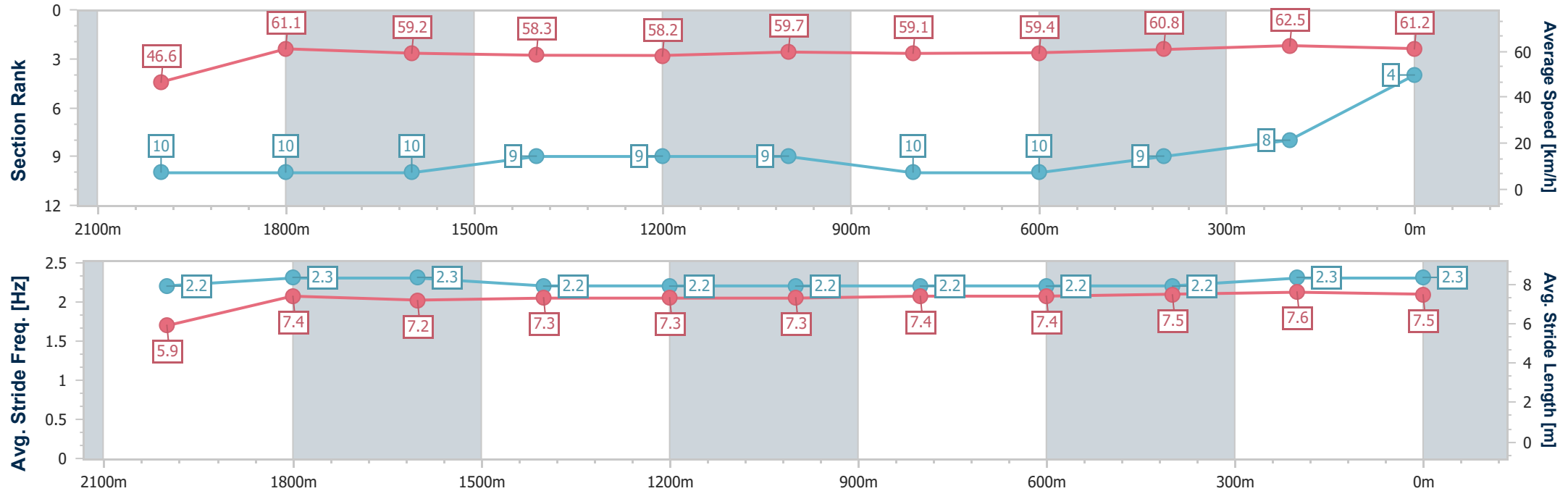
14 January 2026 - 16:01

Track Rating: Good 4, Weather: Fine, Rail Position: +3m Entire



BRISBANE  
RACING CLUB

Section	Overall	2000m	1800m	1600m	1400m	1200m	1000m	800m	600m	400m	200m		
Section Times	2:14.80 [4] (0:15.38)	1:59.42 [10] (0:11.81)	1:47.61 [10] (0:11.91)	1:35.70 [10] (0:12.09)	1:23.61 [9] (0:12.17)	1:11.44 [9] (0:12.08)	0:59.36 [9] (0:12.20)	0:47.16 [10] (0:12.10)	0:35.06 [10] (0:11.80)	0:23.26 [9] (0:11.48)	0:11.78 [8] (0:11.78)		
Average Speed [km/h]	46.6	61.1	59.2	58.3	58.2	59.7	59.1	59.4	60.8	62.5	61.2		
Top Speed [km/h]	62.6	62.0	61.5	59.6	59.9	61.6	61.2	60.2	62.6	63.8	63.1		
Avg. Dist. to Rail [m]	2.9	2.1	3.5	4.9	2.9	0.4	0.8	0.5	1.0	2.3	5.0		
Avg. Stride Freq. [Hz]	2.2	2.3	2.3	2.2	2.2	2.2	2.2	2.2	2.2	2.3	2.3		
Avg. Stride Length [m]	5.9	7.4	7.2	7.3	7.3	7.3	7.4	7.4	7.5	7.6	7.5		



- [ ] Ranking at each section and finish
- .-.- No data available at this section
- NA No data available



Horse/Jockey Name	Let Fly
Final Rank	5
Fastest Section Time (Section)	0:11.70 (1800m)
Top Speed [km/h] (Section)	65.1 (Overall)
Race State	Finished

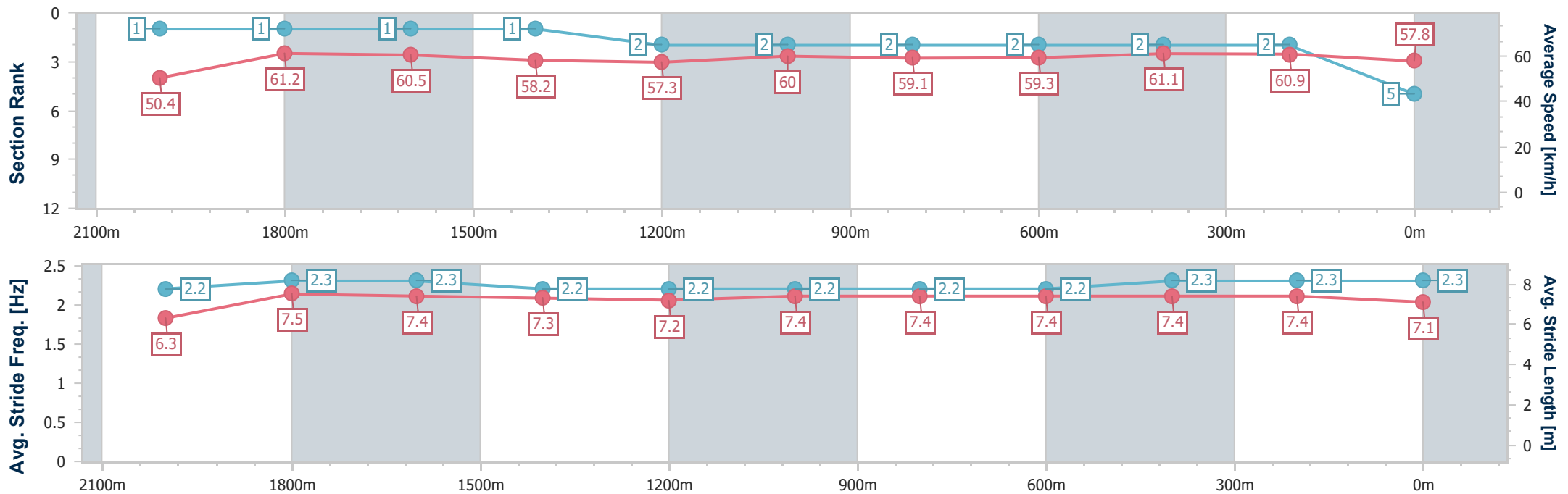


DoombenProfessional  
Race 5: GIRLS DAY OUT 7TH MARCH BENCHMARK 78  
Handicap - 2200m  
14 January 2026 - 16:01  
Track Rating: Good 4, Weather: Fine, Rail Position: +3m Entire



BRISBANE  
RACING CLUB

Section	Overall	2000m	1800m	1600m	1400m	1200m	1000m	800m	600m	400m	200m		
Section Times	2:14.85 [5] (0:14.24)	2:00.61 [1] (0:11.79)	1:48.82 [1] (0:11.70)	1:37.12 [1] (0:12.28)	1:24.84 [1] (0:12.52)	1:12.32 [2] (0:12.00)	1:00.32 [2] (0:12.20)	0:48.12 [2] (0:12.16)	0:35.96 [2] (0:11.72)	0:24.24 [2] (0:11.74)	0:12.50 [2] (0:12.50)		
Average Speed [km/h]	50.4	61.2	60.5	58.2	57.3	60.0	59.1	59.3	61.1	60.9	57.8		
Top Speed [km/h]	65.1	63.2	63.1	58.7	59.9	60.8	60.2	61.0	61.4	62.0	59.5		
Avg. Dist. to Rail [m]	3.3	2.5	2.8	2.3	0.6	0.6	0.6	0.4	1.1	1.9	1.4		
Avg. Stride Freq. [Hz]	2.2	2.3	2.3	2.2	2.2	2.2	2.2	2.2	2.3	2.3	2.3		
Avg. Stride Length [m]	6.3	7.5	7.4	7.3	7.2	7.4	7.4	7.4	7.4	7.4	7.1		







Horse/Jockey Name	Tapildoodledo
Final Rank	6
Fastest Section Time (Section)	0:11.65 (2000m)
Top Speed [km/h] (Section)	63.1 (2000m)
Race State	Finished



DoombenProfessional  
Race 5: GIRLS DAY OUT 7TH MARCH BENCHMARK 78  
Handicap - 2200m

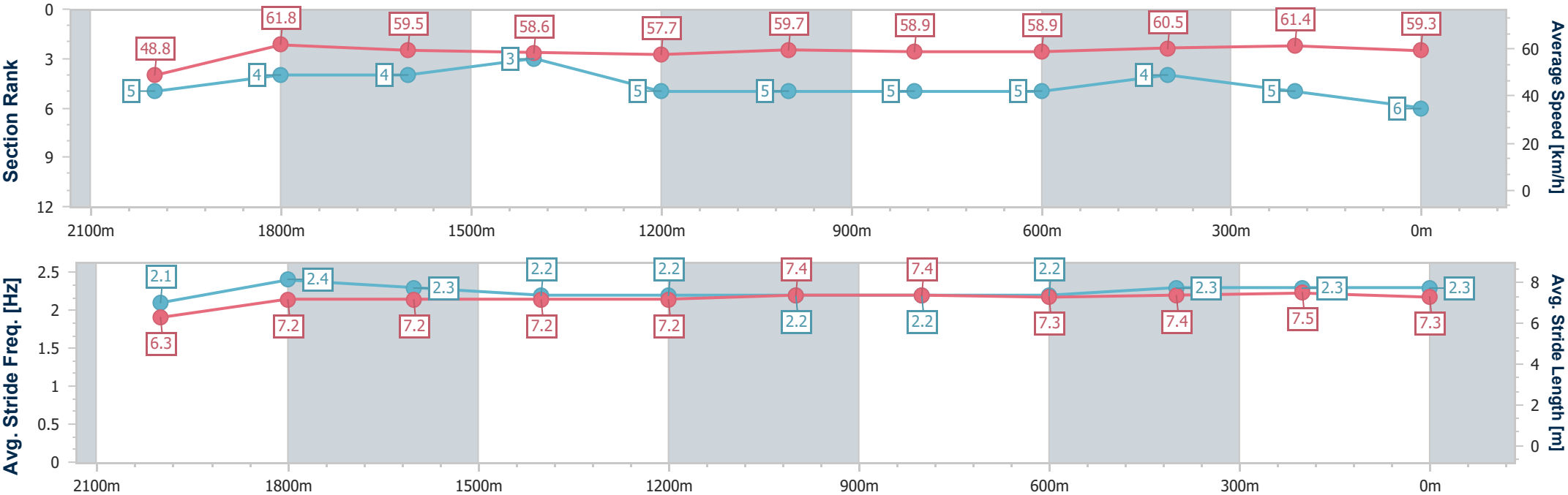
14 January 2026 - 16:01

Track Rating: Good 4, Weather: Fine, Rail Position: +3m Entire



BRISBANE  
RACING CLUB

Section	Overall	2000m	1800m	1600m	1400m	1200m	1000m	800m	600m	400m	200m		
Section Times	2:14.88 [6] (0:14.74)	2:00.14 [5] (0:11.65)	1:48.49 [4] (0:11.93)	1:36.56 [4] (0:12.15)	1:24.41 [3] (0:12.44)	1:11.97 [5] (0:12.02)	0:59.95 [5] (0:12.24)	0:47.71 [5] (0:12.15)	0:35.56 [5] (0:11.74)	0:23.82 [4] (0:11.66)	0:12.16 [5] (0:12.16)		
Average Speed [km/h]	48.8	61.8	59.5	58.6	57.7	59.7	58.9	58.9	60.5	61.4	59.3		
Top Speed [km/h]	62.4	63.1	61.1	59.9	59.5	60.9	60.5	60.0	61.4	62.8	61.9		
Avg. Dist. to Rail [m]	2.0	2.5	2.8	2.4	0.8	0.3	0.3	1.2	2.5	1.1	1.2		
Avg. Stride Freq. [Hz]	2.1	2.4	2.3	2.2	2.2	2.2	2.2	2.2	2.3	2.3	2.3		
Avg. Stride Length [m]	6.3	7.2	7.2	7.2	7.2	7.4	7.4	7.3	7.4	7.5	7.3		



- [ ] Ranking at each section and finish
- .-.- No data available at this section
- NA No data available



Horse/Jockey Name	Sir Lamorak
Final Rank	7
Fastest Section Time (Section)	0:11.41 (2000m)
Top Speed [km/h] (Section)	64.1 (2000m)
Race State	Finished



DoombenProfessional  
Race 5: GIRLS DAY OUT 7TH MARCH BENCHMARK 78  
Handicap - 2200m

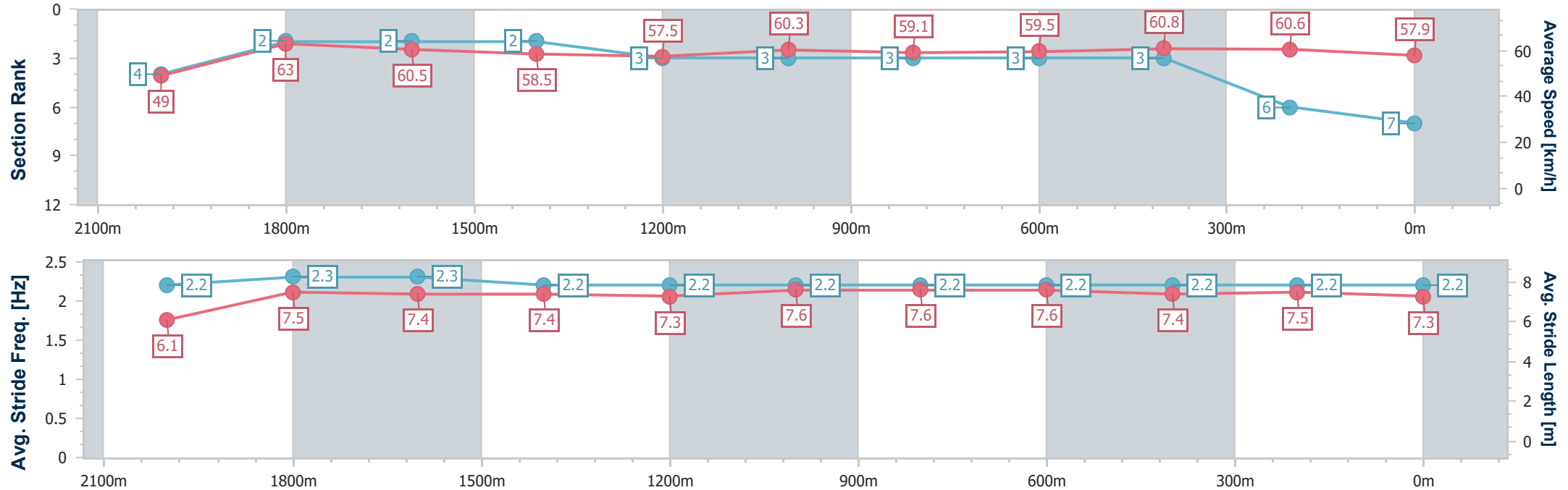
14 January 2026 - 16:01

Track Rating: Good 4, Weather: Fine, Rail Position: +3m Entire



BRISBANE  
RACING CLUB

Section	Overall	2000m	1800m	1600m	1400m	1200m	1000m	800m	600m	400m	200m		
Section Times	2:15.17 [7] (0:14.73)	2:00.44 [4] (0:11.41)	1:49.03 [2] (0:11.78)	1:37.25 [2] (0:12.24)	1:25.01 [2] (0:12.53)	1:12.48 [3] (0:11.95)	1:00.53 [3] (0:12.24)	0:48.29 [3] (0:12.16)	0:36.13 [3] (0:11.87)	0:24.26 [3] (0:11.85)	0:12.41 [6] (0:12.41)		
Average Speed [km/h]	49.0	63.0	60.5	58.5	57.5	60.3	59.1	59.5	60.8	60.6	57.9		
Top Speed [km/h]	63.8	64.1	63.9	59.1	59.3	61.6	60.1	60.7	61.0	61.3	60.2		
Avg. Dist. to Rail [m]	2.7	0.4	1.7	1.7	0.6	1.6	1.4	1.1	0.4	0.8	1.0		
Avg. Stride Freq. [Hz]	2.2	2.3	2.3	2.2	2.2	2.2	2.2	2.2	2.2	2.2	2.2		
Avg. Stride Length [m]	6.1	7.5	7.4	7.4	7.3	7.6	7.6	7.6	7.4	7.5	7.3		



- [ ] Ranking at each section and finish
- .-.- No data available at this section
- NA No data available



Horse/Jockey Name	Pleadeel
Final Rank	8
Fastest Section Time (Section)	0:11.58 (400m)
Top Speed [km/h] (Section)	62.7 (400m)
Race State	Finished



DoombenProfessional  
Race 5: GIRLS DAY OUT 7TH MARCH BENCHMARK 78  
Handicap - 2200m

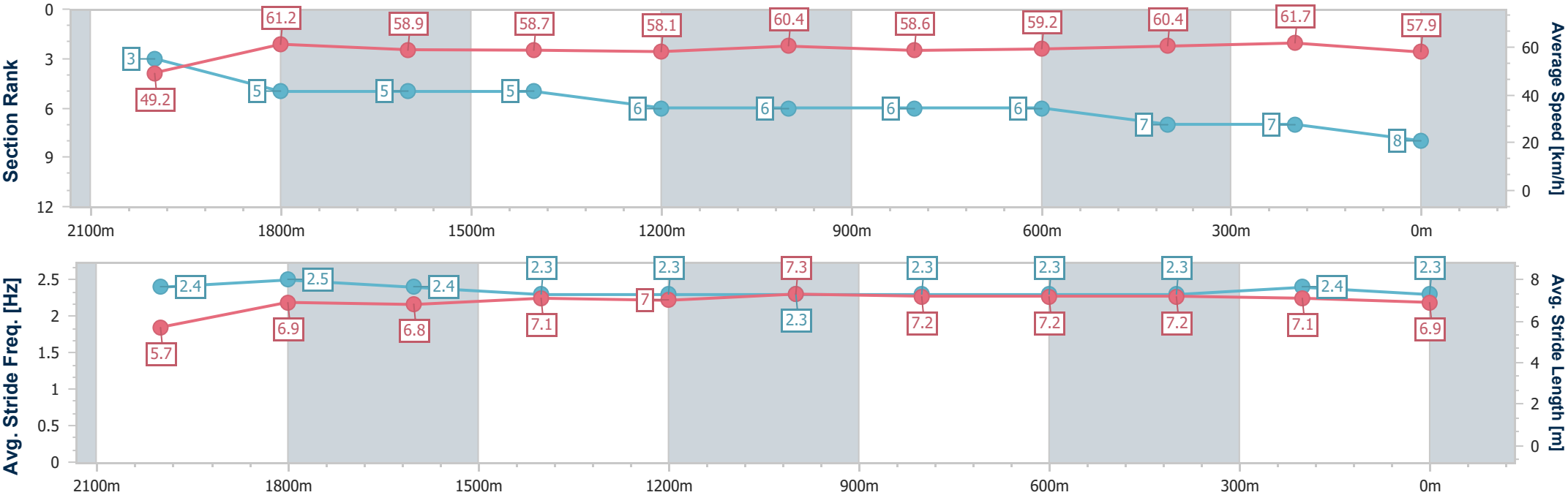
14 January 2026 - 16:01

Track Rating: Good 4, Weather: Fine, Rail Position: +3m Entire



BRISBANE  
RACING CLUB

Section	Overall	2000m	1800m	1600m	1400m	1200m	1000m	800m	600m	400m	200m		
Section Times	2:15.34 [8] (0:14.66)	2:00.68 [3] (0:11.78)	1:48.90 [5] (0:12.03)	1:36.87 [5] (0:12.20)	1:24.67 [5] (0:12.36)	1:12.31 [6] (0:11.93)	1:00.38 [6] (0:12.29)	0:48.09 [6] (0:12.18)	0:35.91 [6] (0:11.87)	0:24.04 [7] (0:11.58)	0:12.46 [7] (0:12.46)		
Average Speed [km/h]	49.2	61.2	58.9	58.7	58.1	60.4	58.6	59.2	60.4	61.7	57.9		
Top Speed [km/h]	62.2	62.1	60.9	59.7	59.8	61.7	59.7	60.1	61.2	62.7	60.3		
Avg. Dist. to Rail [m]	1.3	0.9	2.0	2.1	0.7	1.4	1.1	0.4	1.0	1.3	1.6		
Avg. Stride Freq. [Hz]	2.4	2.5	2.4	2.3	2.3	2.3	2.3	2.3	2.3	2.4	2.3		
Avg. Stride Length [m]	5.7	6.9	6.8	7.1	7.0	7.3	7.2	7.2	7.2	7.1	6.9		





Horse/Jockey Name	Mob Buster
Final Rank	9
Fastest Section Time (Section)	0:11.77 (2000m)
Top Speed [km/h] (Section)	62.4 (2000m)
Race State	Finished



DoombenProfessional  
Race 5: GIRLS DAY OUT 7TH MARCH BENCHMARK 78  
Handicap - 2200m

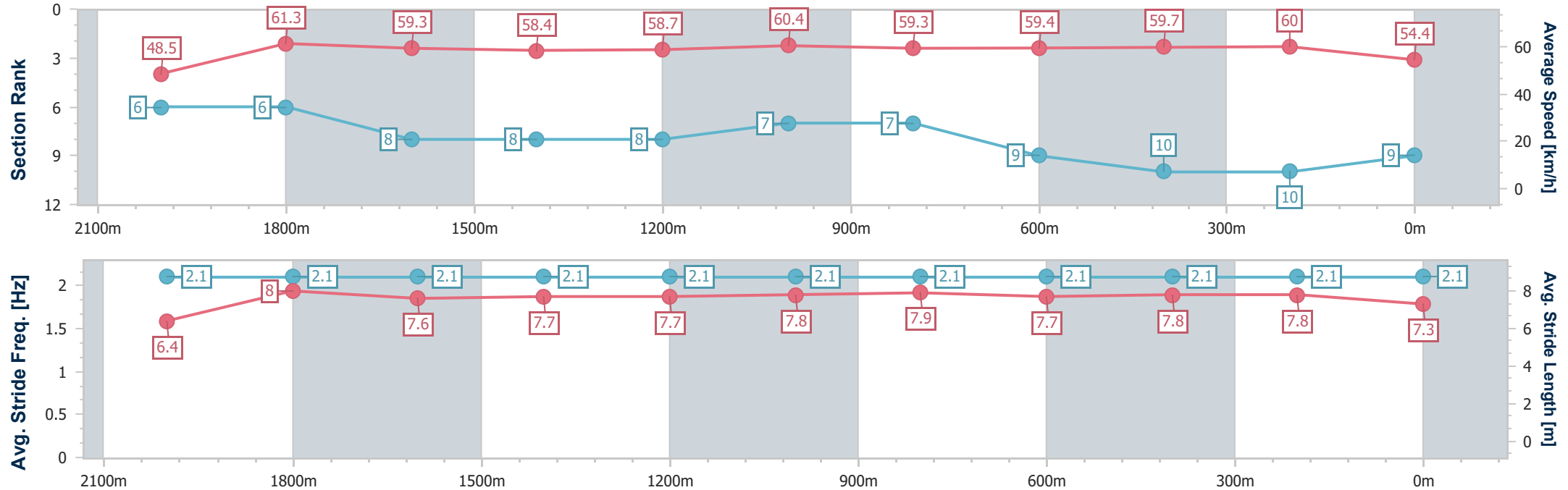
14 January 2026 - 16:01

Track Rating: Good 4, Weather: Fine, Rail Position: +3m Entire



BRISBANE  
RACING CLUB

Section	Overall	2000m	1800m	1600m	1400m	1200m	1000m	800m	600m	400m	200m		
Section Times	2:16.80 [9] (0:14.83)	2:01.97 [6] (0:11.77)	1:50.20 [6] (0:12.03)	1:38.17 [8] (0:12.30)	1:25.87 [8] (0:12.36)	1:13.51 [8] (0:11.89)	1:01.62 [7] (0:12.16)	0:49.46 [7] (0:12.18)	0:37.28 [9] (0:12.06)	0:25.22 [10] (0:11.98)	0:13.24 [10] (0:13.24)		
Average Speed [km/h]	48.5	61.3	59.3	58.4	58.7	60.4	59.3	59.4	59.7	60.0	54.4		
Top Speed [km/h]	62.2	62.4	61.1	60.4	60.6	62.2	60.5	60.0	60.4	60.8	58.6		
Avg. Dist. to Rail [m]	0.9	1.1	1.1	0.5	0.8	1.6	1.5	0.9	0.4	0.9	0.2		
Avg. Stride Freq. [Hz]	2.1	2.1	2.1	2.1	2.1	2.1	2.1	2.1	2.1	2.1	2.1		
Avg. Stride Length [m]	6.4	8.0	7.6	7.7	7.7	7.8	7.9	7.7	7.8	7.8	7.3		



- [ ] Ranking at each section and finish
- .-.- No data available at this section
- NA No data available



Horse/Jockey Name	Tajawal
Final Rank	10
Fastest Section Time (Section)	0:11.63 (2000m)
Top Speed [km/h] (Section)	64.9 (2000m)
Race State	Finished

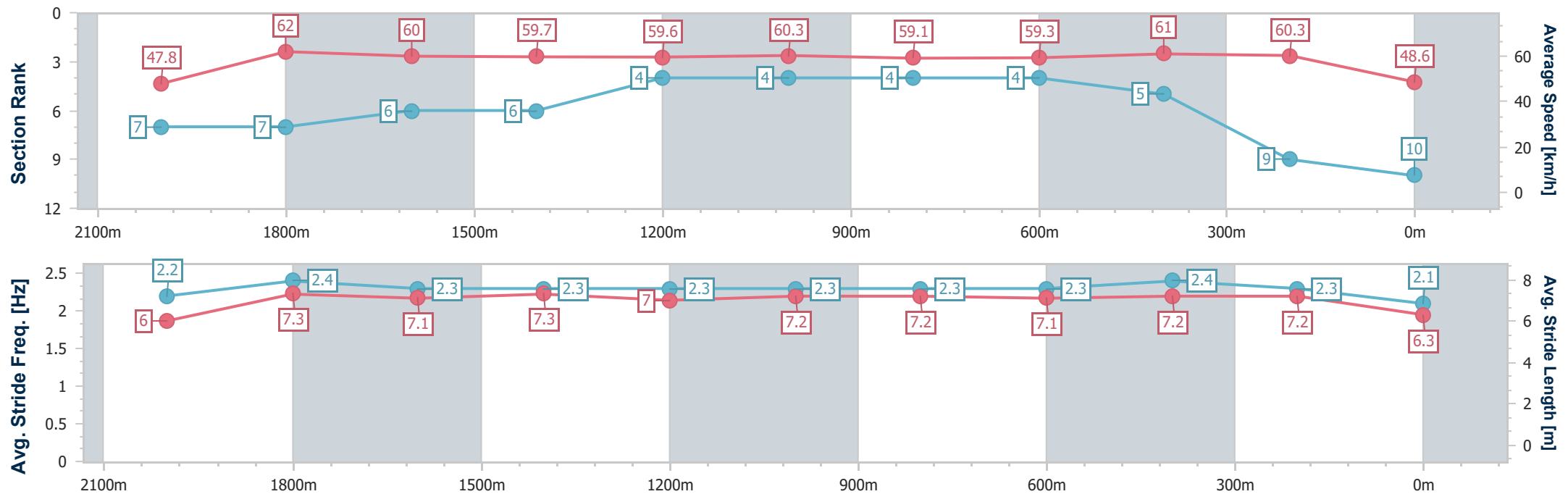


DoombenProfessional  
Race 5: GIRLS DAY OUT 7TH MARCH BENCHMARK 78  
Handicap - 2200m  
14 January 2026 - 16:01  
Track Rating: Good 4, Weather: Fine, Rail Position: +3m Entire



BRISBANE  
RACING CLUB

Section	Overall	2000m	1800m	1600m	1400m	1200m	1000m	800m	600m	400m	200m		
Section Times	2:17.96 [10] (0:15.04)	2:02.92 [7] (0:11.63)	1:51.29 [7] (0:11.94)	1:39.35 [6] (0:12.10)	1:27.25 [6] (0:12.16)	1:15.09 [4] (0:11.97)	1:03.12 [4] (0:12.23)	0:50.89 [4] (0:12.19)	0:38.70 [4] (0:11.90)	0:26.80 [5] (0:11.99)	0:14.81 [9] (0:14.81)		
Average Speed [km/h]	47.8	62.0	60.0	59.7	59.6	60.3	59.1	59.3	61.0	60.3	48.6		
Top Speed [km/h]	63.6	64.9	61.5	60.8	60.0	60.5	60.4	60.3	61.4	61.6	56.1		
Avg. Dist. to Rail [m]	3.4	0.9	0.8	0.9	1.3	1.3	1.5	1.1	0.9	3.6	4.6		
Avg. Stride Freq. [Hz]	2.2	2.4	2.3	2.3	2.3	2.3	2.3	2.3	2.4	2.3	2.1		
Avg. Stride Length [m]	6.0	7.3	7.1	7.3	7.0	7.2	7.2	7.1	7.2	7.2	6.3		





# DoombenProfessional

## Race 6: XXXX GOLD BENCHMARK 78 Handicap - 1200m

14 January 2026 - 16:34



BRISBANE  
RACING CLUB

Track Rating: Good 4, Weather: Fine, Rail Position: +3m Entire

Section		Field Times				Overall	1000m	800m	600m	400m	200m	Last 600m		
						1:09.41 (0:12.86)	0:56.55 (0:10.87)	0:45.68 (0:11.33)	0:34.35 (0:11.58)	0:22.77 (0:11.11)	0:11.66 (0:11.66)	0:34.35		
Rank	TAB	Horse/Jockey	Barrier	Top Speed [km/h]	Fastest Section							Margin	Distance Travelled [m]	
1	11	ESTRONDO	6	68.0	0:10.81	1:09.41 [1]	0:55.67 [6]	0:44.60 [6]	0:33.29 [6]	0:22.12 [5]	0:11.31 [4]	1:09.41	0:33.29	
		Ben Thompson		400m	400m	(0:13.74)	(0:11.07)	(0:11.31)	(0:11.17)	(0:10.81)	(0:11.31)			
2	3	HERMANITA	3	68.2	0:10.83	1:09.52 [2]	0:56.36 [3]	0:45.53 [2]	0:34.09 [3]	0:22.65 [3]	0:11.69 [3]	0.64L	0:34.09	+0
		Tahlia Fenlon		1000m	1000m	(0:13.16)	(0:10.83)	(0:11.44)	(0:11.44)	(0:10.96)	(0:11.69)			
3	1	INVAHIR	9	69.7	0:10.87	1:09.58 [3]	0:56.72 [1]	0:45.85 [1]	0:34.52 [1]	0:22.94 [1]	0:11.75 [2]	0.98L	0:34.52	+9
		Olivia Webb		Overall	1000m	(0:12.86)	(0:10.87)	(0:11.33)	(0:11.58)	(0:11.19)	(0:11.75)			
4	2	FLYING DESTINY	4	67.0	0:10.93	1:09.60 [4]	0:56.51 [2]	0:45.58 [3]	0:34.20 [2]	0:22.82 [2]	0:11.85 [1]	1.09L	0:34.20	-4
		Jasper Franklin		1000m	1000m	(0:13.09)	(0:10.93)	(0:11.38)	(0:11.38)	(0:10.97)	(0:11.85)			
5	5	SULTRY SIREN	8	67.9	0:10.82	1:09.66 [5]	0:55.56 [9]	0:44.50 [9]	0:33.20 [9]	0:21.98 [9]	0:11.16 [8]	1.43L	0:33.20	+2
		Vlad Duric		200m	400m	(0:14.10)	(0:11.06)	(0:11.30)	(0:11.22)	(0:10.82)	(0:11.16)			
6	4	ZELGARIA	7	66.8	0:10.89	1:09.84 [6]	0:55.89 [8]	0:44.72 [8]	0:33.45 [7]	0:22.36 [7]	0:11.47 [6]	2.49L	0:33.45	-4
		Andrew Mallyon		400m	400m	(0:13.95)	(0:11.17)	(0:11.27)	(0:11.09)	(0:10.89)	(0:11.47)			
7	8	AMUSEANTES	2	66.6	0:10.93	1:09.85 [7]	0:55.98 [7]	0:44.78 [7]	0:33.46 [8]	0:22.28 [8]	0:11.35 [9]	2.6L	0:33.46	-1
		Daniel Moor		400m	400m	(0:13.87)	(0:11.20)	(0:11.32)	(0:11.18)	(0:10.93)	(0:11.35)			
8	6	SUPERALLOY	1	66.5	0:10.99	1:09.89 [8]	0:56.27 [5]	0:45.12 [5]	0:33.80 [5]	0:22.54 [6]	0:11.55 [5]	2.84L	0:33.80	-4
		Angela Jones		400m	400m	(0:13.62)	(0:11.15)	(0:11.32)	(0:11.26)	(0:10.99)	(0:11.55)			
9	9	CHEVAL CHIC	5	66.3	0:11.12	1:10.71 [9]	0:57.20 [4]	0:46.08 [4]	0:34.85 [4]	0:23.65 [4]	0:12.24 [7]	7.61L	0:34.85	-2
		Damien Thornton		1000m	1000m	(0:13.51)	(0:11.12)	(0:11.23)	(0:11.20)	(0:11.41)	(0:12.24)			

Scratched: King Jester (#7), Delexo (#12), Lady Wardell (#10)



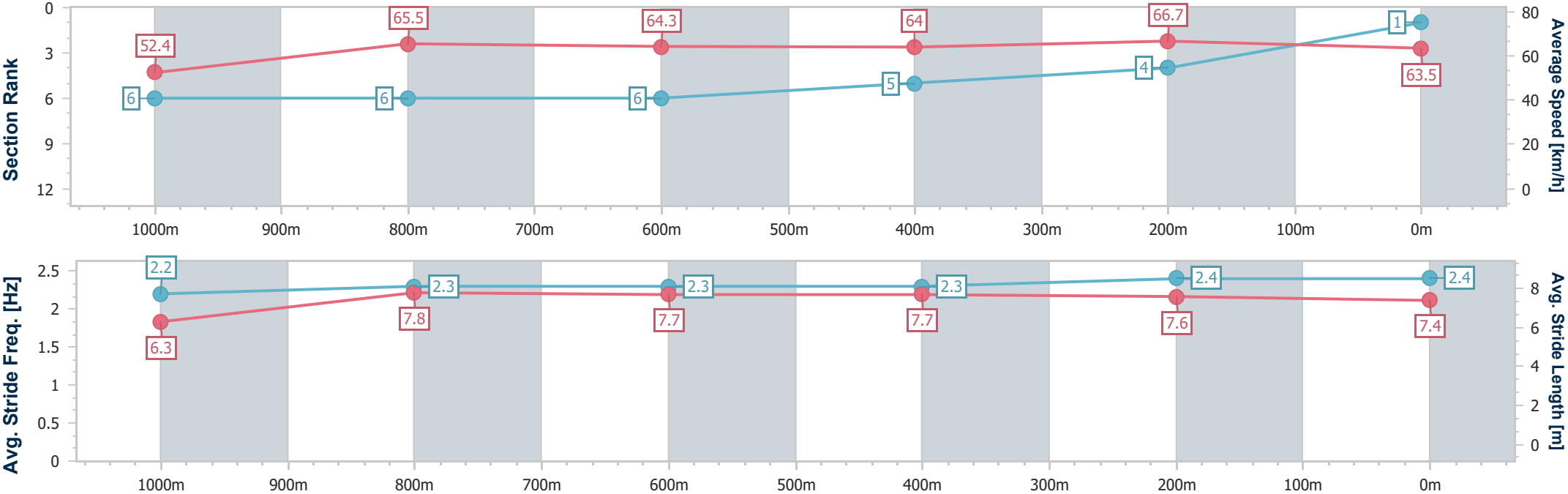
Horse/Jockey Name	Estrondo
Final Rank	1
Fastest Section Time (Section)	0:10.81 (400m)
Top Speed [km/h] (Section)	68.0 (400m)
Race State	Finished



DoombenProfessional  
Race 6: XXXX GOLD BENCHMARK 78 Handicap - 1200m  
14 January 2026 - 16:34  
Track Rating: Good 4, Weather: Fine, Rail Position: +3m Entire



Section	Overall	1000m	800m	600m	400m	200m							
Section Times	1:09.41 [1] (0:13.74)	0:55.67 [6] (0:11.07)	0:44.60 [6] (0:11.31)	0:33.29 [6] (0:11.17)	0:22.12 [5] (0:10.81)	0:11.31 [4] (0:11.31)							
Average Speed [km/h]	52.4	65.5	64.3	64.0	66.7	63.5							
Top Speed [km/h]	65.2	66.7	65.0	65.3	68.0	66.7							
Avg. Dist. to Rail [m]	4.2	2.0	2.0	1.0	1.3	4.2							
Avg. Stride Freq. [Hz]	2.2	2.3	2.3	2.3	2.4	2.4							
Avg. Stride Length [m]	6.3	7.8	7.7	7.7	7.6	7.4							



[ ] Ranking at each section and finish  
-.-.- No data available at this section  
NA No data available



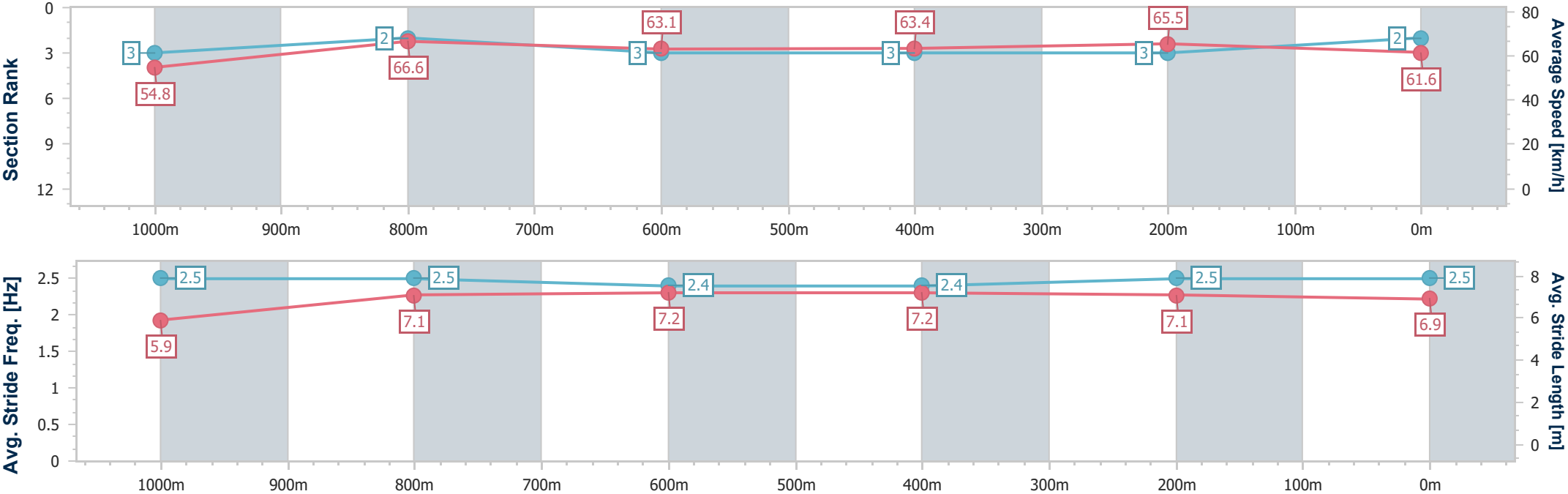
Horse/Jockey Name	Hermanita
Final Rank	2
Fastest Section Time (Section)	0:10.83 (1000m)
Top Speed [km/h] (Section)	68.2 (1000m)
Race State	Finished



DoombenProfessional  
Race 6: XXXX GOLD BENCHMARK 78 Handicap - 1200m  
14 January 2026 - 16:34  
Track Rating: Good 4, Weather: Fine, Rail Position: +3m Entire



Section	Overall	1000m	800m	600m	400m	200m							
Section Times	1:09.52 [2] (0:13.16)	0:56.36 [3] (0:10.83)	0:45.53 [2] (0:11.44)	0:34.09 [3] (0:11.44)	0:22.65 [3] (0:10.96)	0:11.69 [3] (0:11.69)							
Average Speed [km/h]	54.8	66.6	63.1	63.4	65.5	61.6							
Top Speed [km/h]	67.2	68.2	64.4	64.8	67.0	65.4							
Avg. Dist. to Rail [m]	1.9	1.0	1.4	0.8	1.2	0.6							
Avg. Stride Freq. [Hz]	2.5	2.5	2.4	2.4	2.5	2.5							
Avg. Stride Length [m]	5.9	7.1	7.2	7.2	7.1	6.9							



[ ] Ranking at each section and finish  
- - - - No data available at this section  
NA No data available





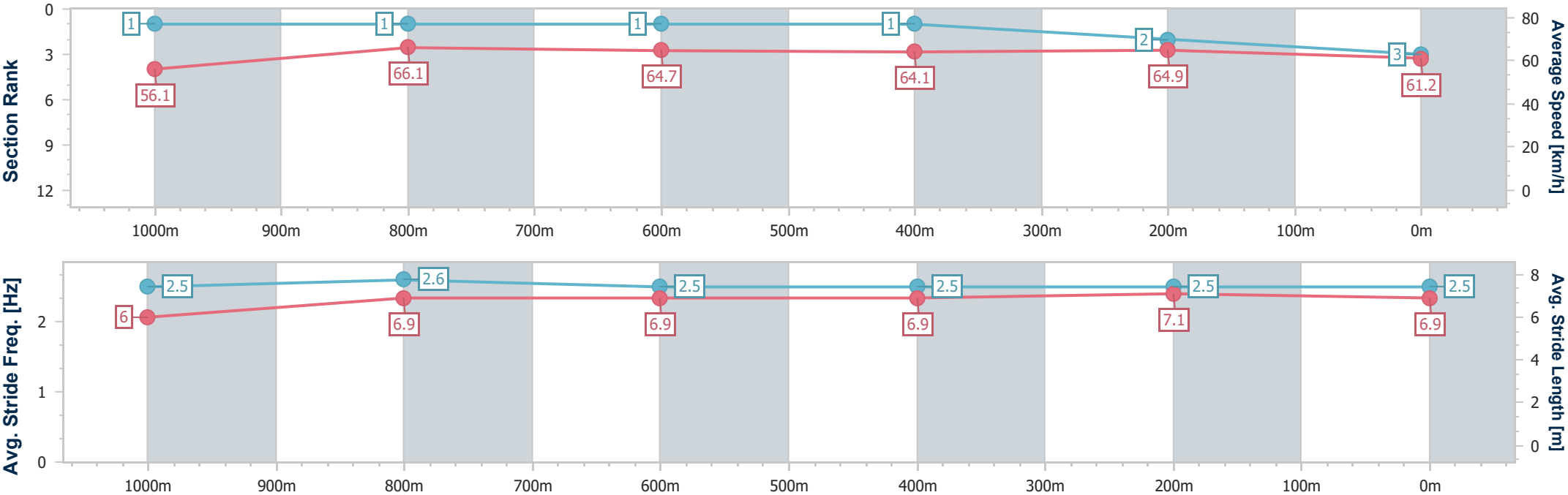
Horse/Jockey Name	Invahir
Final Rank	3
Fastest Section Time (Section)	0:10.87 (1000m)
Top Speed [km/h] (Section)	69.7 (Overall)
Race State	Finished



DoombenProfessional  
Race 6: XXXX GOLD BENCHMARK 78 Handicap - 1200m  
14 January 2026 - 16:34  
Track Rating: Good 4, Weather: Fine, Rail Position: +3m Entire



Section	Overall	1000m	800m	600m	400m	200m							
Section Times	1:09.58 [3] (0:12.86)	0:56.72 [1] (0:10.87)	0:45.85 [1] (0:11.33)	0:34.52 [1] (0:11.58)	0:22.94 [1] (0:11.19)	0:11.75 [2] (0:11.75)							
Average Speed [km/h]	56.1	66.1	64.7	64.1	64.9	61.2							
Top Speed [km/h]	69.7	69.5	65.5	66.1	65.9	64.0							
Avg. Dist. to Rail [m]	5.8	1.0	3.7	6.2	2.8	4.4							
Avg. Stride Freq. [Hz]	2.5	2.6	2.5	2.5	2.5	2.5							
Avg. Stride Length [m]	6.0	6.9	6.9	6.9	7.1	6.9							





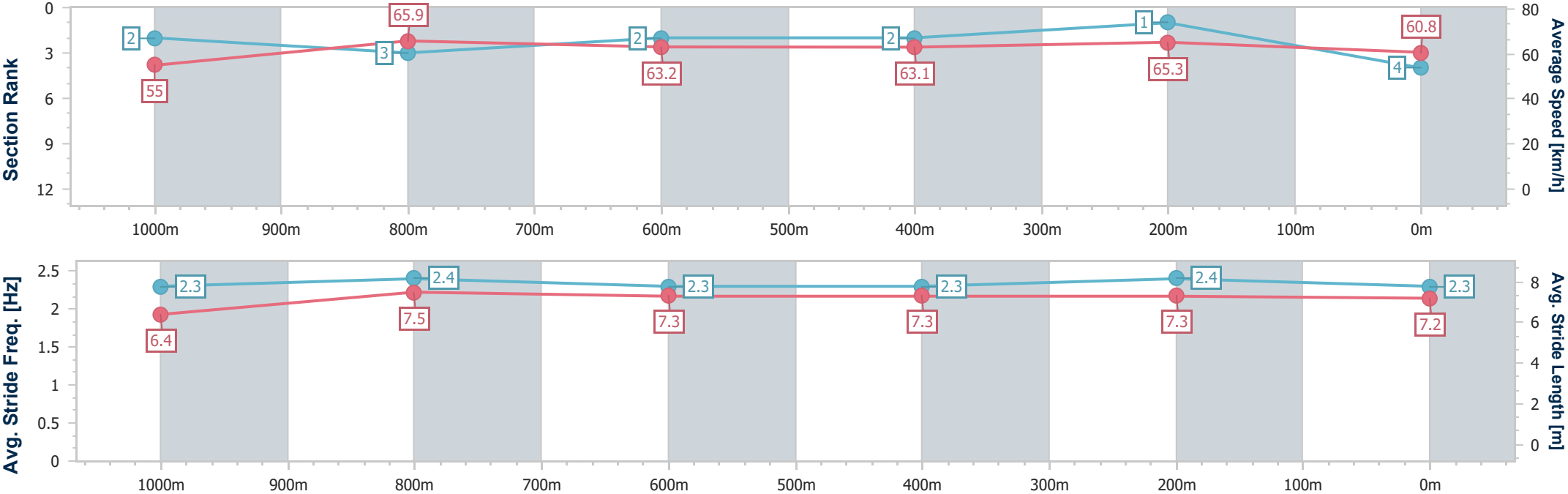
Horse/Jockey Name	Flying Destiny
Final Rank	4
Fastest Section Time (Section)	0:10.93 (1000m)
Top Speed [km/h] (Section)	67.0 (1000m)
Race State	Finished



DoombenProfessional  
Race 6: XXXX GOLD BENCHMARK 78 Handicap - 1200m  
14 January 2026 - 16:34  
Track Rating: Good 4, Weather: Fine, Rail Position: +3m Entire



Section	Overall	1000m	800m	600m	400m	200m							
Section Times	1:09.60 [4] (0:13.09)	0:56.51 [2] (0:10.93)	0:45.58 [3] (0:11.38)	0:34.20 [2] (0:11.38)	0:22.82 [2] (0:10.97)	0:11.85 [1] (0:11.85)							
Average Speed [km/h]	55.0	65.9	63.2	63.1	65.3	60.8							
Top Speed [km/h]	66.7	67.0	64.0	64.1	66.5	64.6							
Avg. Dist. to Rail [m]	3.3	0.4	0.7	0.7	0.4	1.4							
Avg. Stride Freq. [Hz]	2.3	2.4	2.3	2.3	2.4	2.3							
Avg. Stride Length [m]	6.4	7.5	7.3	7.3	7.3	7.2							



[ ] Ranking at each section and finish  
-.-.- No data available at this section  
NA No data available



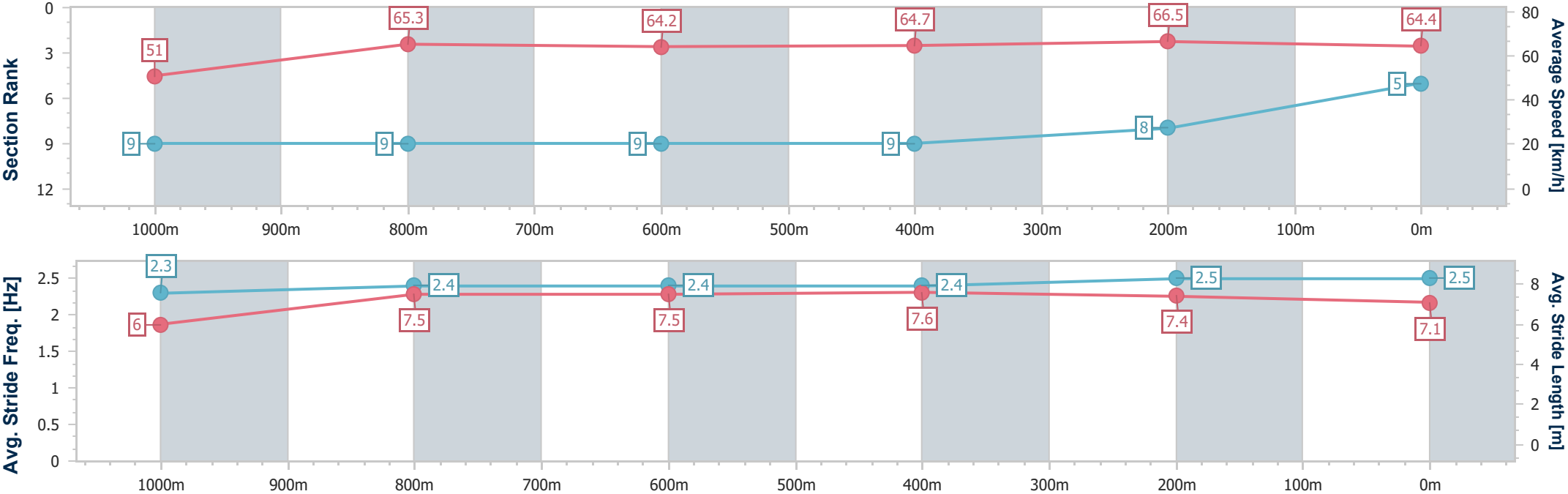
Horse/Jockey Name	Sultry Siren
Final Rank	5
Fastest Section Time (Section)	0:10.82 (400m)
Top Speed [km/h] (Section)	67.9 (200m)
Race State	Finished



DoombenProfessional  
Race 6: XXXX GOLD BENCHMARK 78 Handicap - 1200m  
14 January 2026 - 16:34  
Track Rating: Good 4, Weather: Fine, Rail Position: +3m Entire



Section	Overall	1000m	800m	600m	400m	200m							
Section Times	1:09.66 [5] (0:14.10)	0:55.56 [9] (0:11.06)	0:44.50 [9] (0:11.30)	0:33.20 [9] (0:11.22)	0:21.98 [9] (0:10.82)	0:11.16 [8] (0:11.16)							
Average Speed [km/h]	51.0	65.3	64.2	64.7	66.5	64.4							
Top Speed [km/h]	64.9	66.5	65.7	65.7	67.9	67.9							
Avg. Dist. to Rail [m]	6.0	0.8	2.2	1.7	1.2	2.4							
Avg. Stride Freq. [Hz]	2.3	2.4	2.4	2.4	2.5	2.5							
Avg. Stride Length [m]	6.0	7.5	7.5	7.6	7.4	7.1							



[ ] Ranking at each section and finish  
-.-.- No data available at this section  
NA No data available



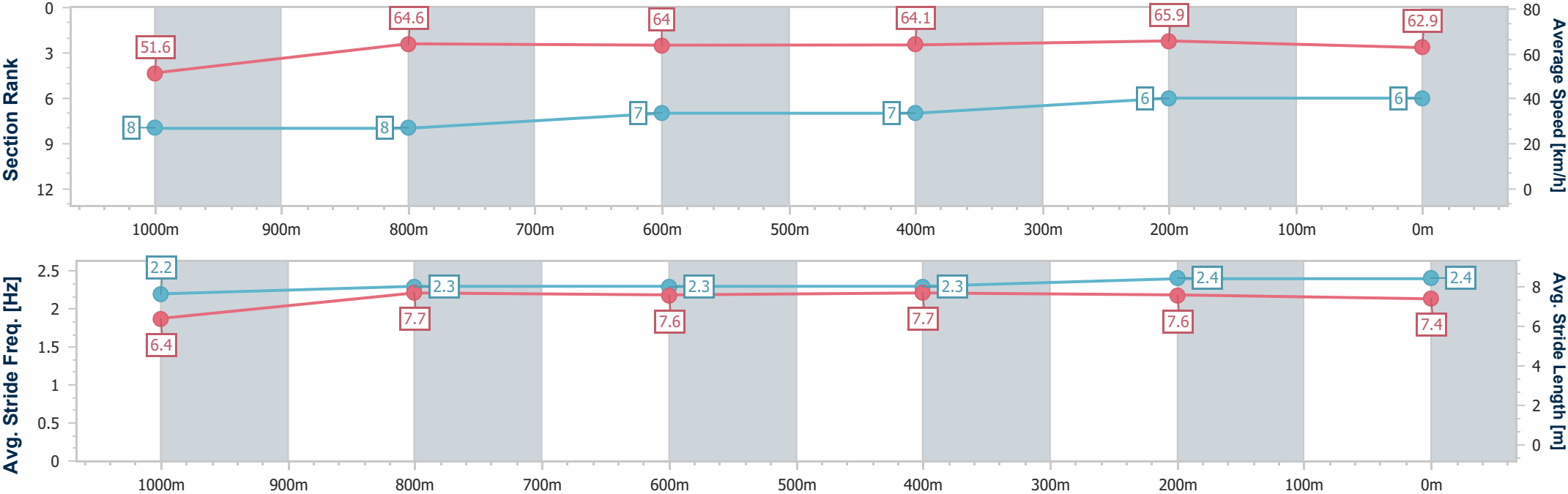
Horse/Jockey Name	Zelgaria
Final Rank	6
Fastest Section Time (Section)	0:10.89 (400m)
Top Speed [km/h] (Section)	66.8 (400m)
Race State	Finished



DoombenProfessional  
Race 6: XXXX GOLD BENCHMARK 78 Handicap - 1200m  
14 January 2026 - 16:34  
Track Rating: Good 4, Weather: Fine, Rail Position: +3m Entire



Section	Overall	1000m	800m	600m	400m	200m								
Section Times	1:09.84 [6] (0:13.95)	0:55.89 [8] (0:11.17)	0:44.72 [8] (0:11.27)	0:33.45 [7] (0:11.09)	0:22.36 [7] (0:10.89)	0:11.47 [6] (0:11.47)								
Average Speed [km/h]	51.6	64.6	64.0	64.1	65.9	62.9								
Top Speed [km/h]	64.6	65.3	65.1	65.7	66.8	66.0								
Avg. Dist. to Rail [m]	4.8	1.0	0.3	1.7	1.4	3.9								
Avg. Stride Freq. [Hz]	2.2	2.3	2.3	2.3	2.4	2.4								
Avg. Stride Length [m]	6.4	7.7	7.6	7.7	7.6	7.4								



[ ] Ranking at each section and finish  
-.-.- No data available at this section  
NA No data available



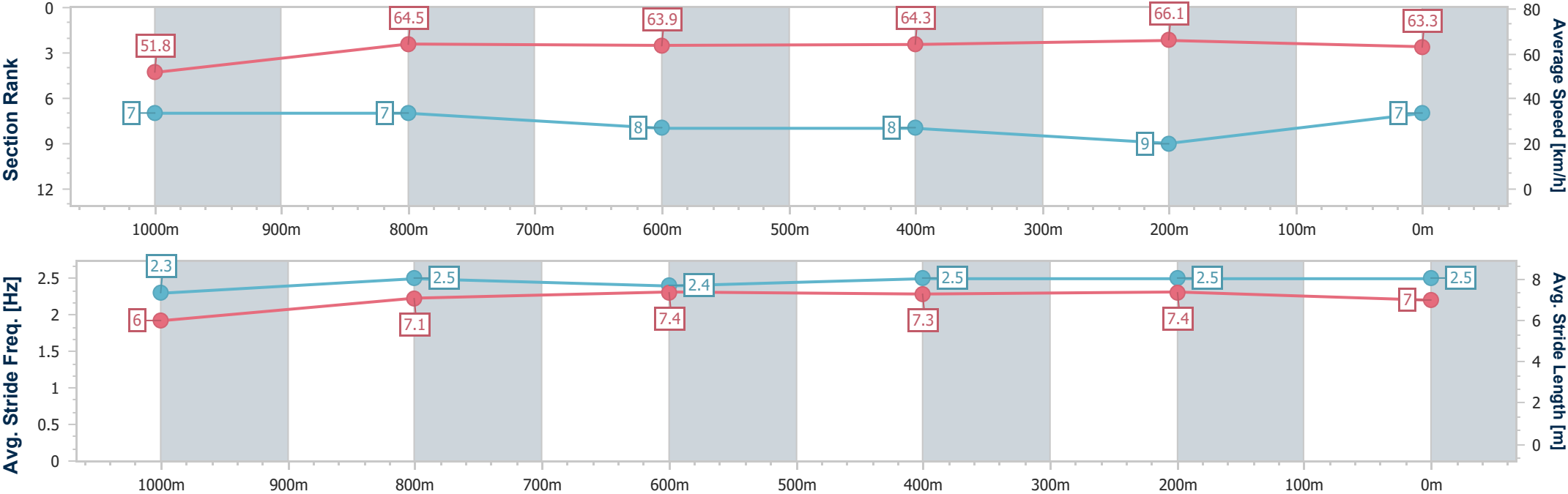
Horse/Jockey Name	Amuseantes
Final Rank	7
Fastest Section Time (Section)	0:10.93 (400m)
Top Speed [km/h] (Section)	66.6 (400m)
Race State	Finished



DoombenProfessional  
Race 6: XXXX GOLD BENCHMARK 78 Handicap - 1200m  
14 January 2026 - 16:34  
Track Rating: Good 4, Weather: Fine, Rail Position: +3m Entire



Section	Overall	1000m	800m	600m	400m	200m							
Section Times	1:09.85 [7] (0:13.87)	0:55.98 [7] (0:11.20)	0:44.78 [7] (0:11.32)	0:33.46 [8] (0:11.18)	0:22.28 [8] (0:10.93)	0:11.35 [9] (0:11.35)							
Average Speed [km/h]	51.8	64.5	63.9	64.3	66.1	63.3							
Top Speed [km/h]	64.6	65.5	65.4	65.2	66.6	65.4							
Avg. Dist. to Rail [m]	1.8	0.6	0.8	0.6	2.0	5.3							
Avg. Stride Freq. [Hz]	2.3	2.5	2.4	2.5	2.5	2.5							
Avg. Stride Length [m]	6.0	7.1	7.4	7.3	7.4	7.0							





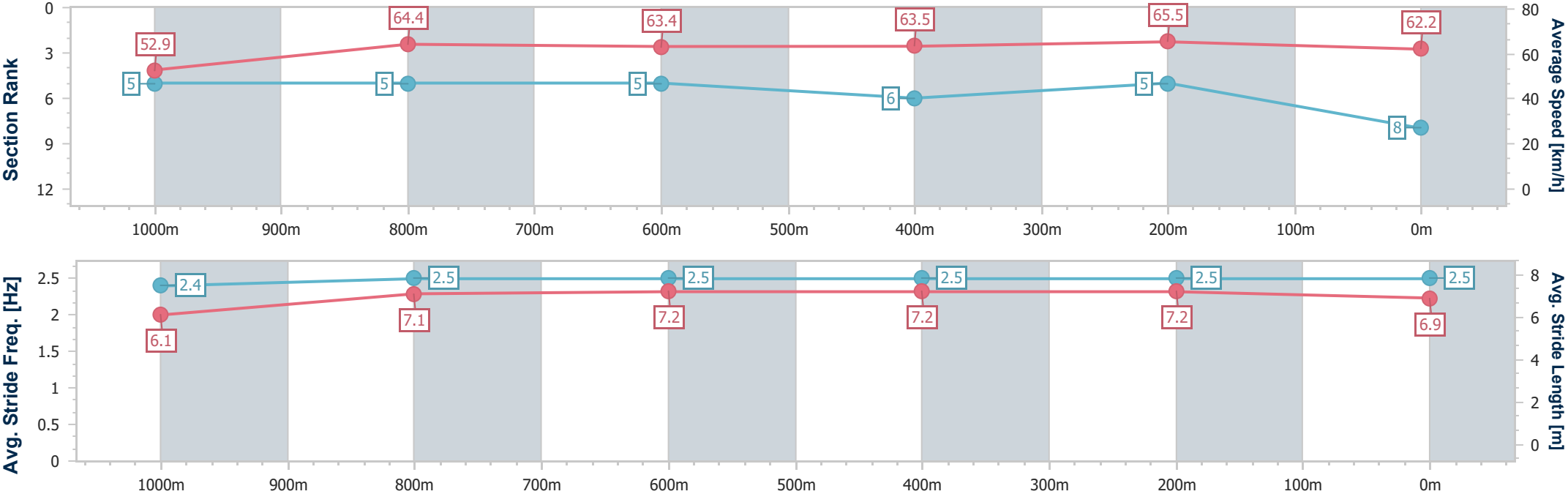
Horse/Jockey Name	Superalloy
Final Rank	8
Fastest Section Time (Section)	0:10.99 (400m)
Top Speed [km/h] (Section)	66.5 (400m)
Race State	Finished



DoombenProfessional  
Race 6: XXXX GOLD BENCHMARK 78 Handicap - 1200m  
14 January 2026 - 16:34  
Track Rating: Good 4, Weather: Fine, Rail Position: +3m Entire



Section	Overall	1000m	800m	600m	400m	200m							
Section Times	1:09.89 [8] (0:13.62)	0:56.27 [5] (0:11.15)	0:45.12 [5] (0:11.32)	0:33.80 [5] (0:11.26)	0:22.54 [6] (0:10.99)	0:11.55 [5] (0:11.55)							
Average Speed [km/h]	52.9	64.4	63.4	63.5	65.5	62.2							
Top Speed [km/h]	64.6	65.8	65.1	65.1	66.5	64.3							
Avg. Dist. to Rail [m]	1.2	0.6	0.7	1.1	1.6	4.8							
Avg. Stride Freq. [Hz]	2.4	2.5	2.5	2.5	2.5	2.5							
Avg. Stride Length [m]	6.1	7.1	7.2	7.2	7.2	6.9							





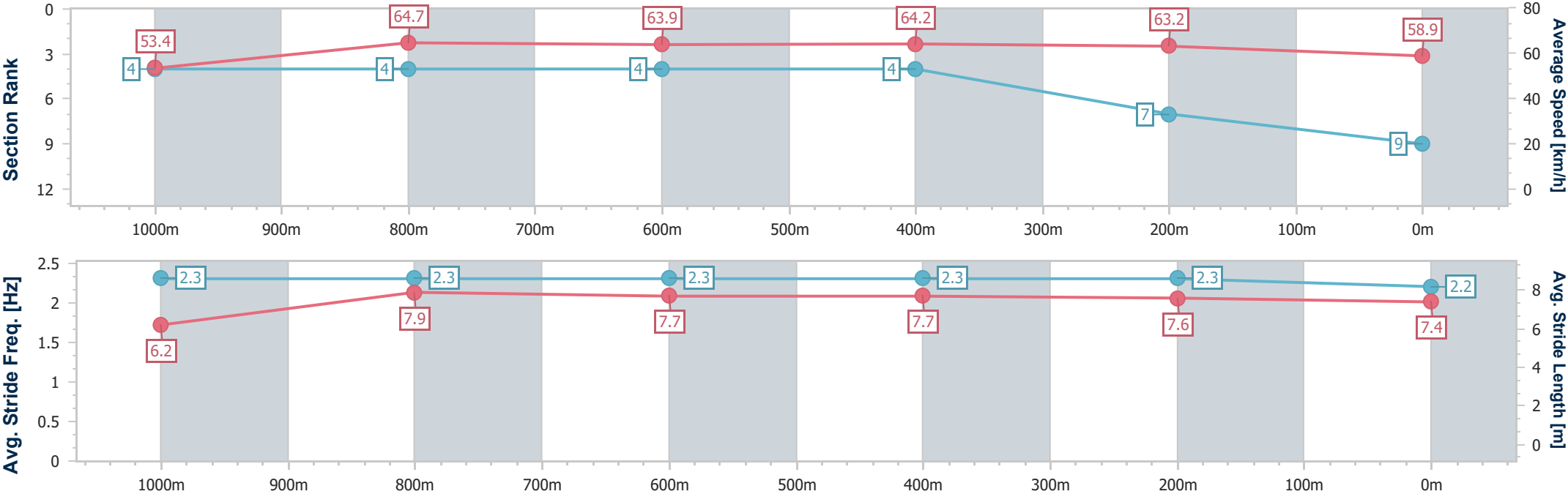
Horse/Jockey Name	Cheval Chic
Final Rank	9
Fastest Section Time (Section)	0:11.12 (1000m)
Top Speed [km/h] (Section)	66.3 (1000m)
Race State	Finished



DoombenProfessional  
Race 6: XXXX GOLD BENCHMARK 78 Handicap - 1200m  
14 January 2026 - 16:34  
Track Rating: Good 4, Weather: Fine, Rail Position: +3m Entire



Section	Overall	1000m	800m	600m	400m	200m							
Section Times	1:10.71 [9] (0:13.51)	0:57.20 [4] (0:11.12)	0:46.08 [4] (0:11.23)	0:34.85 [4] (0:11.20)	0:23.65 [4] (0:11.41)	0:12.24 [7] (0:12.24)							
Average Speed [km/h]	53.4	64.7	63.9	64.2	63.2	58.9							
Top Speed [km/h]	65.4	66.3	65.1	65.4	63.7	62.6							
Avg. Dist. to Rail [m]	3.2	0.2	0.5	0.5	2.2	4.3							
Avg. Stride Freq. [Hz]	2.3	2.3	2.3	2.3	2.3	2.2							
Avg. Stride Length [m]	6.2	7.9	7.7	7.7	7.6	7.4							





**DoombenProfessional**  
**Race 7: MAGIC MILLIONS CARNIVAL QTIS Three-Year-Old BENCHMARK**  
**68 Handicap - 1200m**  
**14 January 2026 - 17:11**



Track Rating: Good 4, Weather: Fine, Rail Position: +3m Entire

Section		Overall				1000m	800m	600m	400m	200m	Last 600m		
Field Times		1:09.94				0:56.96	0:46.27	0:35.01	0:23.41	0:12.26	0:35.01		
		(0:12.98)				(0:10.69)	(0:11.26)	(0:11.60)	(0:11.15)	(0:12.26)			
Rank	TAB Horse/Jockey	Barrier	Top Speed [km/h]	Fastest Section									Distance Travelled [m]
1	10 CARBONARA	2	69.5	0:10.72	1:09.94 [1]	0:56.78 [4]	0:46.06 [5]	0:34.66 [4]	0:23.27 [3]	0:12.26 [1]	1:09.94	0:34.66	
	Vlad Duric		1000m	1000m	(0:13.16)	(0:10.72)	(0:11.40)	(0:11.39)	(0:11.01)	(0:12.26)			
2	9 HUNTER'S MATE	5	69.1	0:10.79	1:09.98 [2]	0:56.89 [2]	0:46.10 [4]	0:34.76 [3]	0:23.45 [1]	0:12.23 [2]	0.23L	0:34.76	-1
	Boris Thornton		1000m	1000m	(0:13.09)	(0:10.79)	(0:11.34)	(0:11.31)	(0:11.22)	(0:12.23)			
3	7 ENFORCEABLE	7	69.3	0:10.91	1:10.02 [3]	0:56.68 [6]	0:45.77 [7]	0:34.42 [7]	0:22.98 [6]	0:11.88 [5]	0.46L	0:34.42	+0
	Jaden Lloyd		1000m	1000m	(0:13.34)	(0:10.91)	(0:11.35)	(0:11.44)	(0:11.10)	(0:11.88)			
4	1 BETTERLUCKNEXTTIME	3	69.8	0:10.68	1:10.06 [4]	0:56.69 [7]	0:46.01 [6]	0:34.69 [5]	0:23.34 [4]	0:12.03 [4]	0.7L	0:34.69	-8
	Ryan Wiggins		1000m	1000m	(0:13.37)	(0:10.68)	(0:11.32)	(0:11.35)	(0:11.31)	(0:12.03)			
5	14 READY FOR AIMEE	6	68.9	0:10.83	1:10.08 [5]	0:56.63 [9]	0:45.80 [8]	0:34.40 [8]	0:22.95 [7]	0:11.80 [6]	0.82L	0:34.40	-3
	Ben Thompson		1000m	1000m	(0:13.45)	(0:10.83)	(0:11.40)	(0:11.45)	(0:11.15)	(0:11.80)			
6	16 EKHIDNA	12	69.6	0:10.86	1:10.30 [6]	0:56.62 [11]	0:45.76 [12]	0:34.32 [12]	0:22.95 [9]	0:11.77 [9]	2.13L	0:34.32	-2
	Adam Sewell		1000m	1000m	(0:13.68)	(0:10.86)	(0:11.44)	(0:11.37)	(0:11.18)	(0:11.77)			
7	17 SECRET CYPHER	1	68.1	0:10.85	1:10.37 [7]	0:56.75 [10]	0:45.90 [11]	0:34.54 [10]	0:23.16 [8]	0:11.88 [7]	2.52L	0:34.54	-6
	Angela Jones		Overall	1000m	(0:13.62)	(0:10.85)	(0:11.36)	(0:11.38)	(0:11.28)	(0:11.88)			
8	5 WOOTTEN HYDE	11	71.1	0:10.53	1:10.50 [8]	0:57.25 [5]	0:46.72 [3]	0:35.57 [1]	0:23.86 [2]	0:12.57 [3]	3.25L	0:35.57	-1
	Jag Guthmann-Chester		1000m	1000m	(0:13.25)	(0:10.53)	(0:11.15)	(0:11.71)	(0:11.29)	(0:12.57)			
9	8 GO MARO	4	70.0	0:10.68	1:10.62 [9]	0:56.92 [12]	0:46.24 [9]	0:34.74 [11]	0:23.07 [11]	0:11.77 [10]	3.95L	0:34.74	+0
	Olivia Webb		1000m	1000m	(0:13.70)	(0:10.68)	(0:11.50)	(0:11.67)	(0:11.30)	(0:11.77)			
10	2 OVER DRAFT	9	69.8	0:10.69	1:11.66 [10]	0:58.68 [1]	0:47.99 [1]	0:36.44 [2]	0:24.72 [5]	0:13.16 [8]	10.07L	0:36.44	+3
	Jasper Franklin		1000m	1000m	(0:12.98)	(0:10.69)	(0:11.55)	(0:11.72)	(0:11.56)	(0:13.16)			

Scratched: Pretty Dubious (#4), Brutal Miss (#15), Casino Bay (#6), Financially Famous (#13), Lebanese (#11)





**DoombenProfessional**  
**Race 7: MAGIC MILLIONS CARNIVAL QTIS Three-Year-Old BENCHMARK**  
**68 Handicap - 1200m**  
**14 January 2026 - 17:11**



Track Rating: Good 4, Weather: Fine, Rail Position: +3m Entire

Section						Overall	1000m	800m	600m	400m	200m	Last 600m		
Field Times						1:09.94 (0:12.98)	0:56.96 (0:10.69)	0:46.27 (0:11.26)	0:35.01 (0:11.60)	0:23.41 (0:11.15)	0:12.26 (0:12.26)	0:35.01		
Rank	TAB	Horse/Jockey	Barrier	Top Speed [km/h]	Fastest Section							Margin		Distance Travelled [m]
11	12	MISHANI COMRADE	10	70.0	0:10.58	1:11.82 [11]	0:58.69 [3]	0:48.11 [2]	0:36.43 [6]	0:24.42 [10]	0:12.84 [11]	11.05L	0:36.43	+5
		Michael Murphy		1000m	1000m	(0:13.13)	(0:10.58)	(0:11.68)	(0:12.01)	(0:11.58)	(0:12.84)			
12	3	SEVEER	8	68.3	0:10.95	1:11.91 [12]	0:58.48 [8]	0:47.53 [10]	0:36.09 [9]	0:24.28 [12]	0:12.73 [12]	11.6L	0:36.09	+5
		Ryan Maloney		1000m	1000m	(0:13.43)	(0:10.95)	(0:11.44)	(0:11.81)	(0:11.55)	(0:12.73)			

Scratched: Pretty Dubious (#4), Brutal Miss (#15), Casino Bay (#6), Financially Famous (#13), Lebanese (#11)



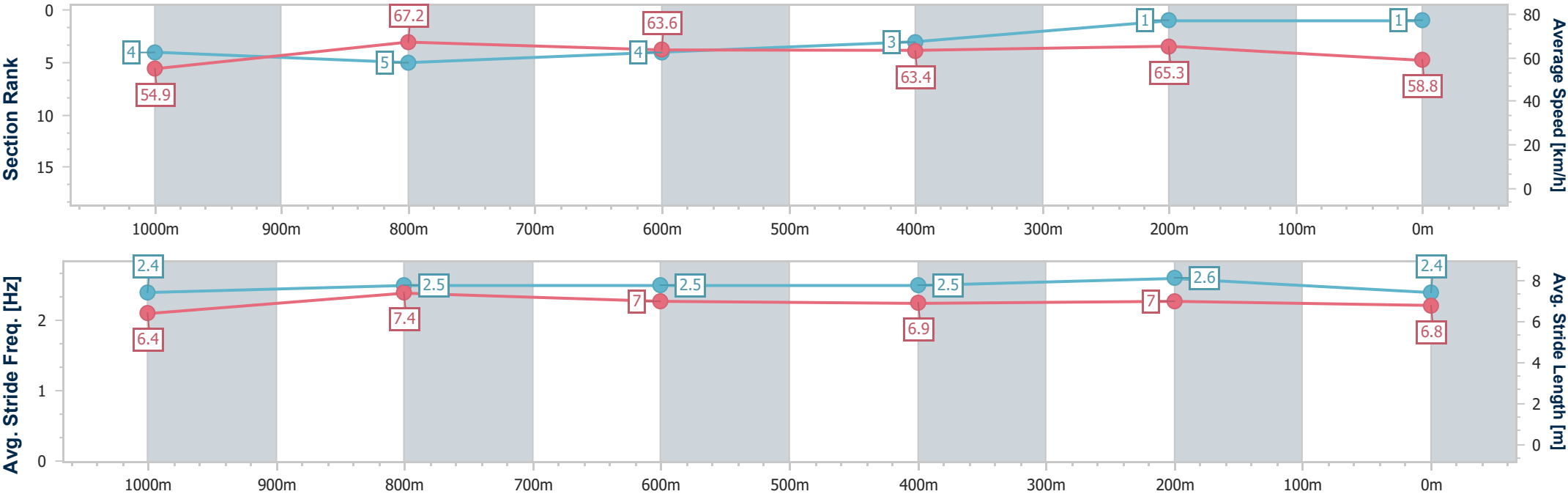
Horse/Jockey Name	Carbonara
Final Rank	1
Fastest Section Time (Section)	0:10.72 (1000m)
Top Speed [km/h] (Section)	69.5 (1000m)
Race State	Finished



DoombenProfessional  
Race 7: MAGIC MILLIONS CARNIVAL QTIS Three-Year-Old  
BENCHMARK 68 Handicap - 1200m  
14 January 2026 - 17:11  
Track Rating: Good 4, Weather: Fine, Rail Position: +3m Entire



Section	Overall	1000m	800m	600m	400m	200m								
Section Times	1:09.94 [1] (0:13.16)	0:56.78 [4] (0:10.72)	0:46.06 [5] (0:11.40)	0:34.66 [4] (0:11.39)	0:23.27 [3] (0:11.01)	0:12.26 [1] (0:12.26)								
Average Speed [km/h]	54.9	67.2	63.6	63.4	65.3	58.8								
Top Speed [km/h]	69.1	69.5	65.0	65.7	66.9	62.6								
Avg. Dist. to Rail [m]	1.4	0.8	1.2	0.6	1.2	4.3								
Avg. Stride Freq. [Hz]	2.4	2.5	2.5	2.5	2.6	2.4								
Avg. Stride Length [m]	6.4	7.4	7.0	6.9	7.0	6.8								





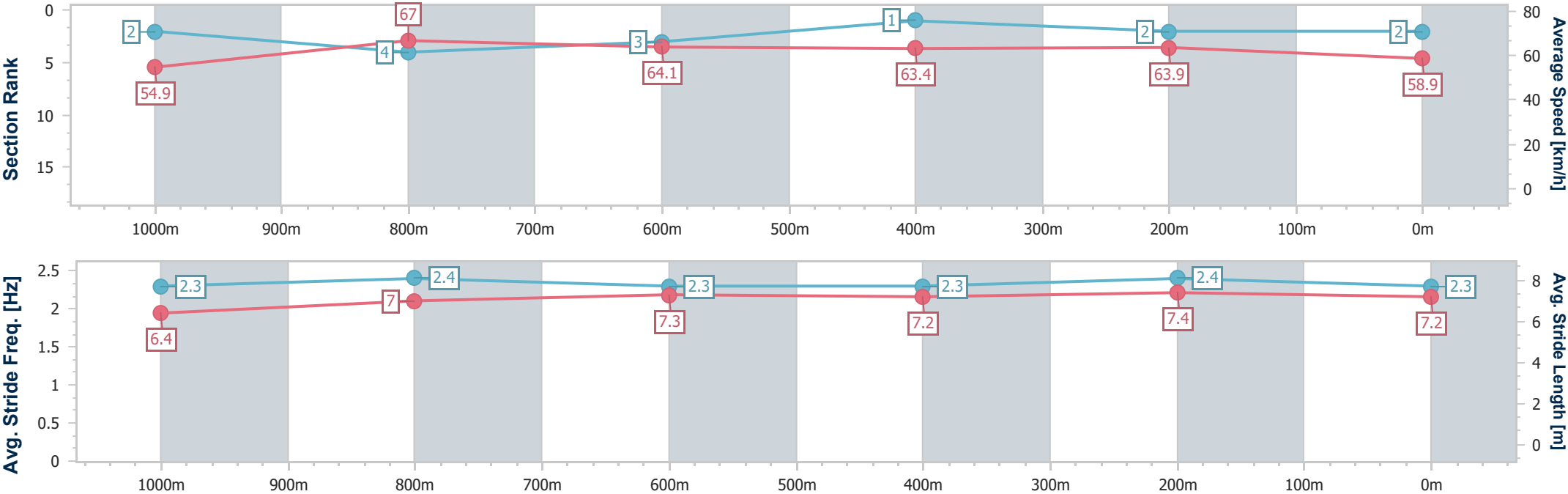
Horse/Jockey Name	Hunter's Mate
Final Rank	2
Fastest Section Time (Section)	0:10.79 (1000m)
Top Speed [km/h] (Section)	69.1 (1000m)
Race State	Finished



DoombenProfessional  
Race 7: MAGIC MILLIONS CARNIVAL QTIS Three-Year-Old  
BENCHMARK 68 Handicap - 1200m  
14 January 2026 - 17:11  
Track Rating: Good 4, Weather: Fine, Rail Position: +3m Entire



Section	Overall	1000m	800m	600m	400m	200m								
Section Times	1:09.98 [2] (0:13.09)	0:56.89 [2] (0:10.79)	0:46.10 [4] (0:11.34)	0:34.76 [3] (0:11.31)	0:23.45 [1] (0:11.22)	0:12.23 [2] (0:12.23)								
Average Speed [km/h]	54.9	67.0	64.1	63.4	63.9	58.9								
Top Speed [km/h]	68.9	69.1	65.6	65.0	65.0	63.4								
Avg. Dist. to Rail [m]	3.3	2.0	1.0	0.6	1.5	4.6								
Avg. Stride Freq. [Hz]	2.3	2.4	2.3	2.3	2.4	2.3								
Avg. Stride Length [m]	6.4	7.0	7.3	7.2	7.4	7.2								





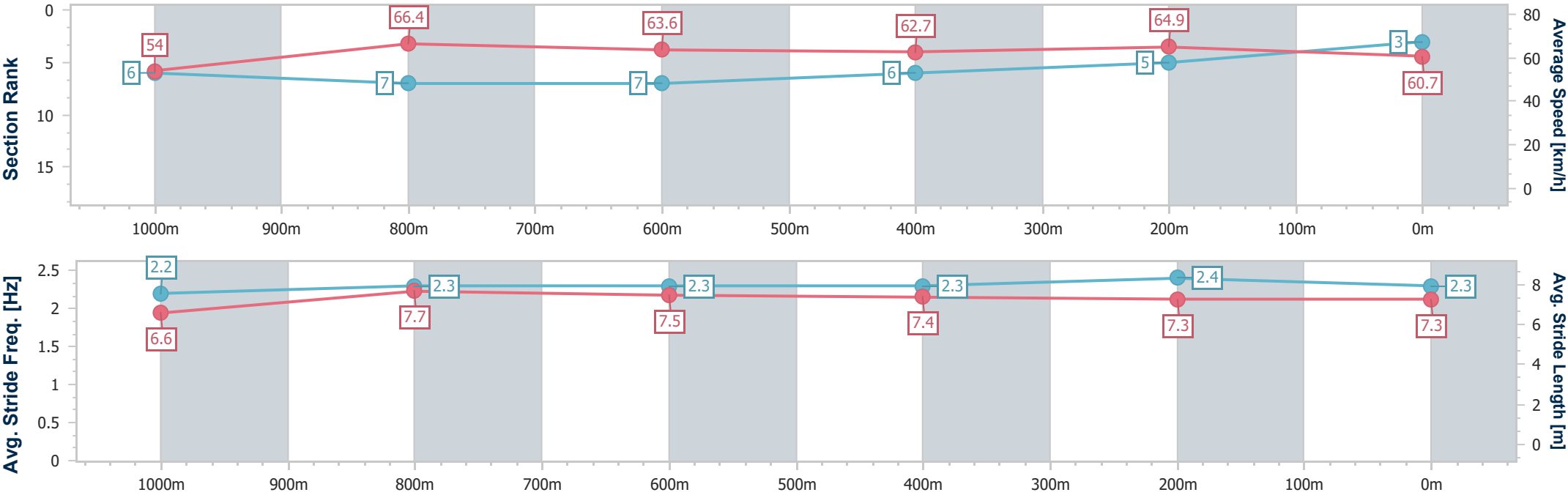
Horse/Jockey Name	Enforceable
Final Rank	3
Fastest Section Time (Section)	0:10.91 (1000m)
Top Speed [km/h] (Section)	69.3 (1000m)
Race State	Finished



DoombenProfessional  
Race 7: MAGIC MILLIONS CARNIVAL QTIS Three-Year-Old  
BENCHMARK 68 Handicap - 1200m  
14 January 2026 - 17:11  
Track Rating: Good 4, Weather: Fine, Rail Position: +3m Entire



Section	Overall	1000m	800m	600m	400m	200m								
Section Times	1:10.02 [3] (0:13.34)	0:56.68 [6] (0:10.91)	0:45.77 [7] (0:11.35)	0:34.42 [7] (0:11.44)	0:22.98 [6] (0:11.10)	0:11.88 [5] (0:11.88)								
Average Speed [km/h]	54.0	66.4	63.6	62.7	64.9	60.7								
Top Speed [km/h]	69.0	69.3	65.2	64.2	66.4	63.7								
Avg. Dist. to Rail [m]	4.9	2.2	0.3	0.4	2.6	8.0								
Avg. Stride Freq. [Hz]	2.2	2.3	2.3	2.3	2.4	2.3								
Avg. Stride Length [m]	6.6	7.7	7.5	7.4	7.3	7.3								





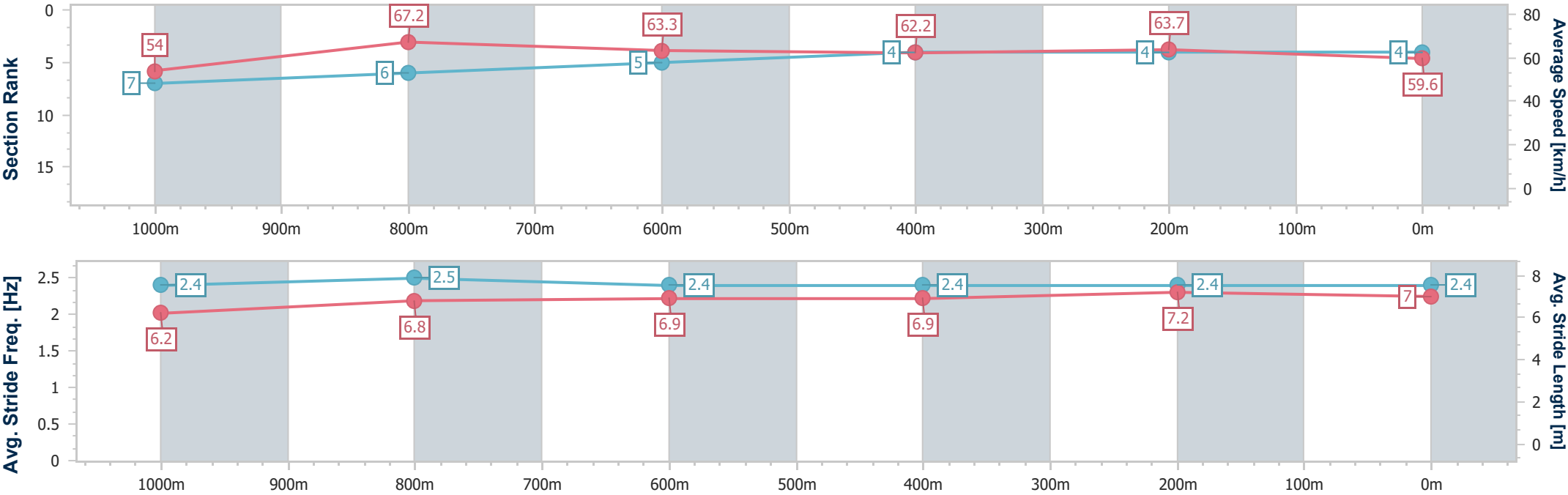
Horse/Jockey Name	Betterlucknexttime
Final Rank	4
Fastest Section Time (Section)	0:10.68 (1000m)
Top Speed [km/h] (Section)	69.8 (1000m)
Race State	Finished



DooibenProfessional  
Race 7: MAGIC MILLIONS CARNIVAL QTIS Three-Year-Old  
BENCHMARK 68 Handicap - 1200m  
14 January 2026 - 17:11  
Track Rating: Good 4, Weather: Fine, Rail Position: +3m Entire



Section	Overall	1000m	800m	600m	400m	200m							
Section Times	1:10.06 [4] (0:13.37)	0:56.69 [7] (0:10.68)	0:46.01 [6] (0:11.32)	0:34.69 [5] (0:11.35)	0:23.34 [4] (0:11.31)	0:12.03 [4] (0:12.03)							
Average Speed [km/h]	54.0	67.2	63.3	62.2	63.7	59.6							
Top Speed [km/h]	69.6	69.8	65.6	63.8	64.4	63.2							
Avg. Dist. to Rail [m]	1.5	0.2	1.4	2.7	0.9	1.8							
Avg. Stride Freq. [Hz]	2.4	2.5	2.4	2.4	2.4	2.4							
Avg. Stride Length [m]	6.2	6.8	6.9	6.9	7.2	7.0							





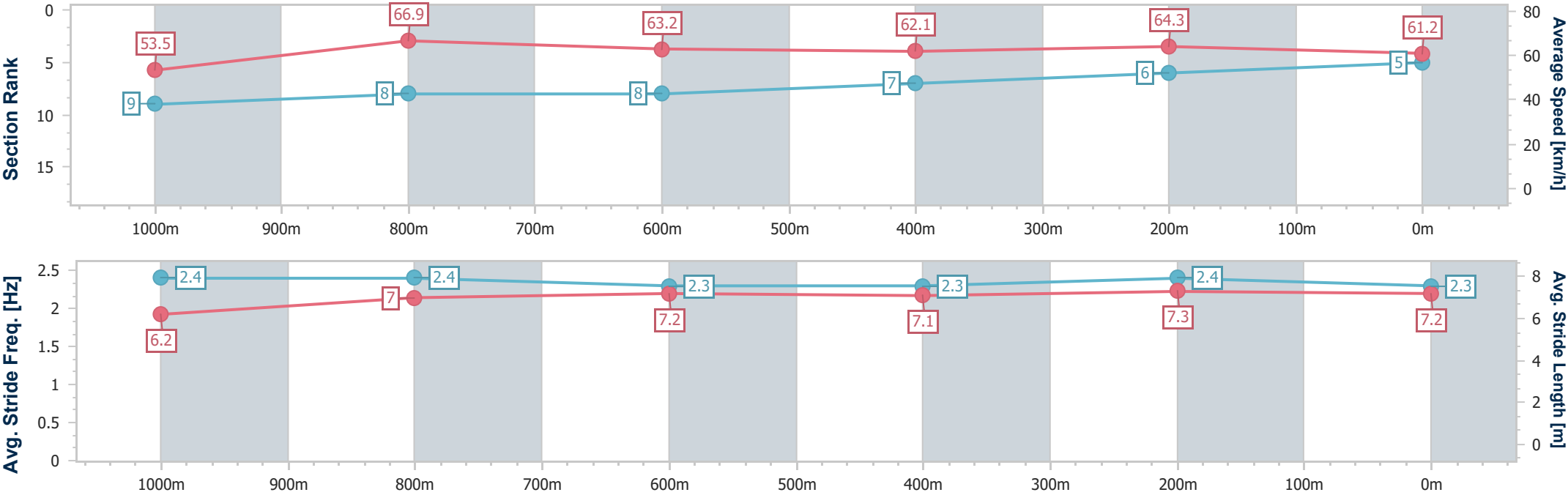
Horse/Jockey Name	Ready For Aimee
Final Rank	5
Fastest Section Time (Section)	0:10.83 (1000m)
Top Speed [km/h] (Section)	68.9 (1000m)
Race State	Finished



DoombenProfessional  
Race 7: MAGIC MILLIONS CARNIVAL QTIS Three-Year-Old  
BENCHMARK 68 Handicap - 1200m  
14 January 2026 - 17:11  
Track Rating: Good 4, Weather: Fine, Rail Position: +3m Entire



Section	Overall	1000m	800m	600m	400m	200m								
Section Times	1:10.08 [5] (0:13.45)	0:56.63 [9] (0:10.83)	0:45.80 [8] (0:11.40)	0:34.40 [8] (0:11.45)	0:22.95 [7] (0:11.15)	0:11.80 [6] (0:11.80)								
Average Speed [km/h]	53.5	66.9	63.2	62.1	64.3	61.2								
Top Speed [km/h]	66.8	68.9	64.0	63.1	65.4	63.9								
Avg. Dist. to Rail [m]	4.7	2.2	0.4	1.7	1.1	2.9								
Avg. Stride Freq. [Hz]	2.4	2.4	2.3	2.3	2.4	2.3								
Avg. Stride Length [m]	6.2	7.0	7.2	7.1	7.3	7.2								





Horse/Jockey Name	Ekhidna
Final Rank	6
Fastest Section Time (Section)	0:10.86 (1000m)
Top Speed [km/h] (Section)	69.6 (1000m)
Race State	Finished

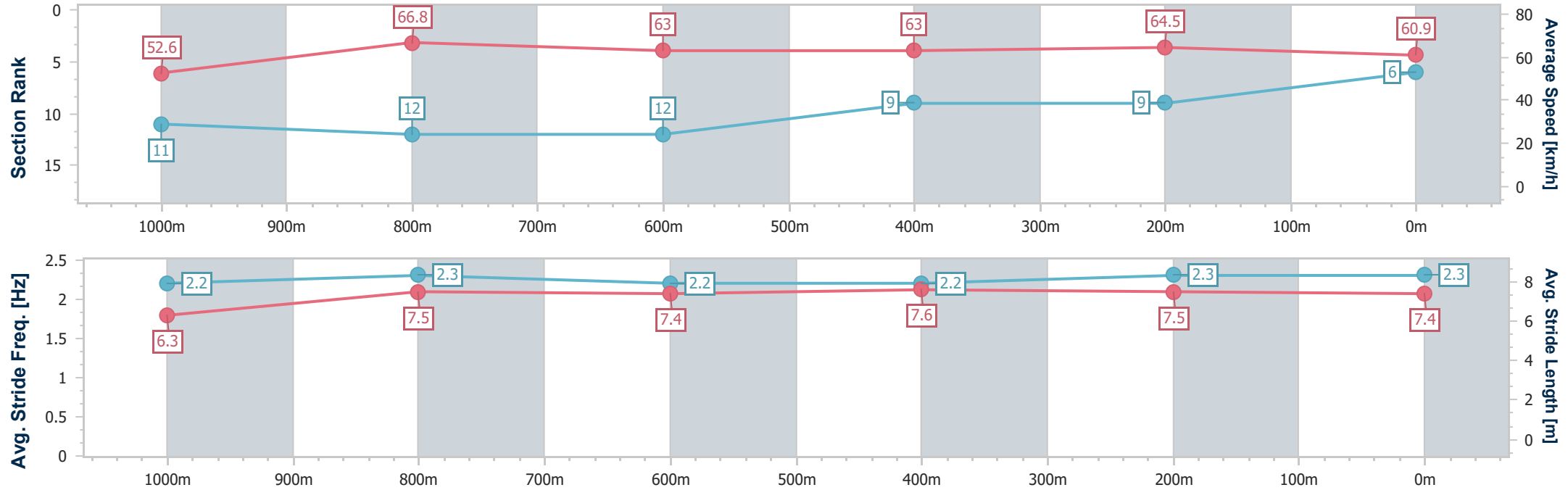


DoombenProfessional  
Race 7: MAGIC MILLIONS CARNIVAL QTIS Three-Year-Old  
BENCHMARK 68 Handicap - 1200m  
14 January 2026 - 17:11  
Track Rating: Good 4, Weather: Fine, Rail Position: +3m Entire



BRISBANE  
RACING CLUB

Section	Overall	1000m	800m	600m	400m	200m								
Section Times	1:10.30 [6] (0:13.68)	0:56.62 [11] (0:10.86)	0:45.76 [12] (0:11.44)	0:34.32 [12] (0:11.37)	0:22.95 [9] (0:11.18)	0:11.77 [9] (0:11.77)								
Average Speed [km/h]	52.6	66.8	63.0	63.0	64.5	60.9								
Top Speed [km/h]	69.6	69.6	64.0	64.8	65.6	63.5								
Avg. Dist. to Rail [m]	7.9	1.9	0.5	0.6	1.9	2.2								
Avg. Stride Freq. [Hz]	2.2	2.3	2.2	2.2	2.3	2.3								
Avg. Stride Length [m]	6.3	7.5	7.4	7.6	7.5	7.4								



- [ ] Ranking at each section and finish
- .-.- No data available at this section
- NA No data available



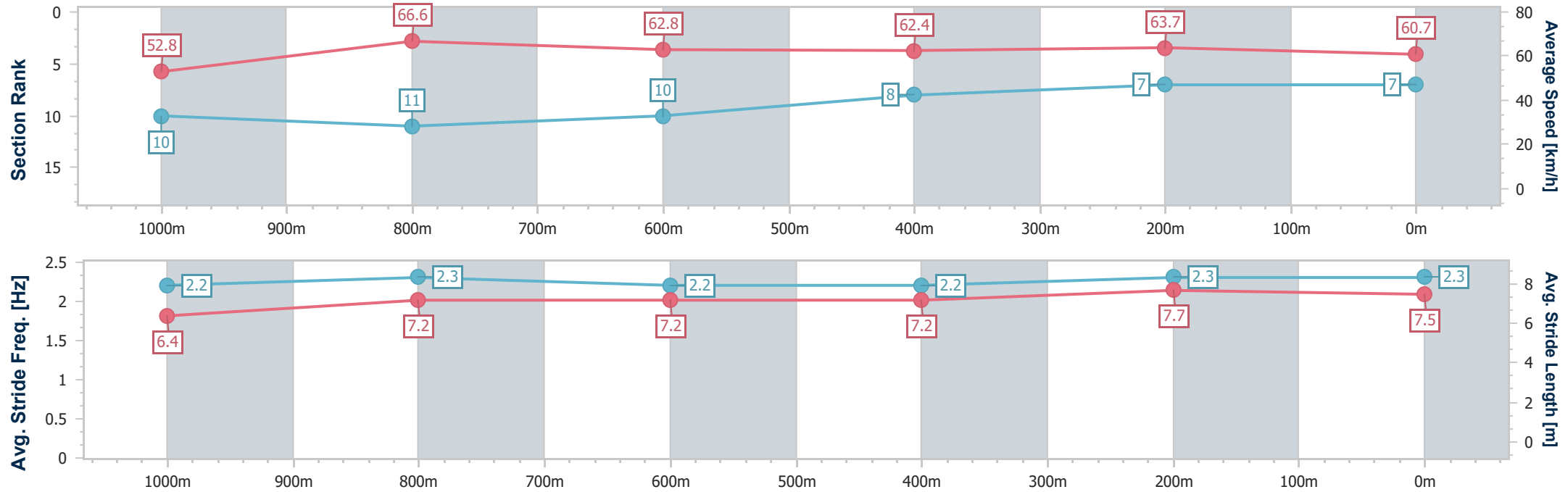
Horse/Jockey Name	Secret Cypher
Final Rank	7
Fastest Section Time (Section)	0:10.85 (1000m)
Top Speed [km/h] (Section)	68.1 (Overall)
Race State	Finished



DoombenProfessional  
Race 7: MAGIC MILLIONS CARNIVAL QTIS Three-Year-Old  
BENCHMARK 68 Handicap - 1200m  
14 January 2026 - 17:11  
Track Rating: Good 4, Weather: Fine, Rail Position: +3m Entire



Section	Overall	1000m	800m	600m	400m	200m								
Section Times	1:10.37 [7] (0:13.62)	0:56.75 [10] (0:10.85)	0:45.90 [11] (0:11.36)	0:34.54 [10] (0:11.38)	0:23.16 [8] (0:11.28)	0:11.88 [7] (0:11.88)								
Average Speed [km/h]	52.8	66.6	62.8	62.4	63.7	60.7								
Top Speed [km/h]	68.1	67.9	65.0	64.3	64.8	63.5								
Avg. Dist. to Rail [m]	0.9	0.3	1.2	2.2	1.9	1.5								
Avg. Stride Freq. [Hz]	2.2	2.3	2.2	2.2	2.3	2.3								
Avg. Stride Length [m]	6.4	7.2	7.2	7.2	7.7	7.5								







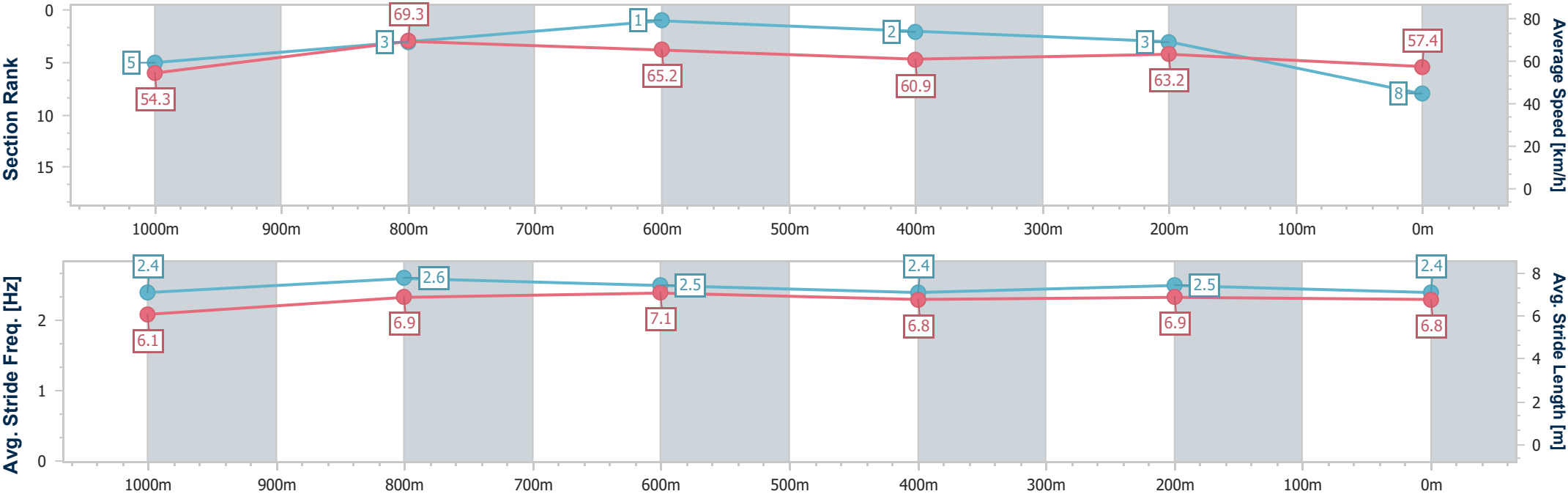
Horse/Jockey Name	Wootten Hyde
Final Rank	8
Fastest Section Time (Section)	0:10.53 (1000m)
Top Speed [km/h] (Section)	71.1 (1000m)
Race State	Finished



DoombenProfessional  
Race 7: MAGIC MILLIONS CARNIVAL QTIS Three-Year-Old  
BENCHMARK 68 Handicap - 1200m  
14 January 2026 - 17:11  
Track Rating: Good 4, Weather: Fine, Rail Position: +3m Entire



Section	Overall	1000m	800m	600m	400m	200m								
Section Times	1:10.50 [8] (0:13.25)	0:57.25 [5] (0:10.53)	0:46.72 [3] (0:11.15)	0:35.57 [1] (0:11.71)	0:23.86 [2] (0:11.29)	0:12.57 [3] (0:12.57)								
Average Speed [km/h]	54.3	69.3	65.2	60.9	63.2	57.4								
Top Speed [km/h]	70.2	71.1	67.5	62.4	64.8	61.3								
Avg. Dist. to Rail [m]	9.1	5.4	1.6	1.8	1.0	1.0								
Avg. Stride Freq. [Hz]	2.4	2.6	2.5	2.4	2.5	2.4								
Avg. Stride Length [m]	6.1	6.9	7.1	6.8	6.9	6.8								





Horse/Jockey Name	Go Maro
Final Rank	9
Fastest Section Time (Section)	0:10.68 (1000m)
Top Speed [km/h] (Section)	70.0 (1000m)
Race State	Finished

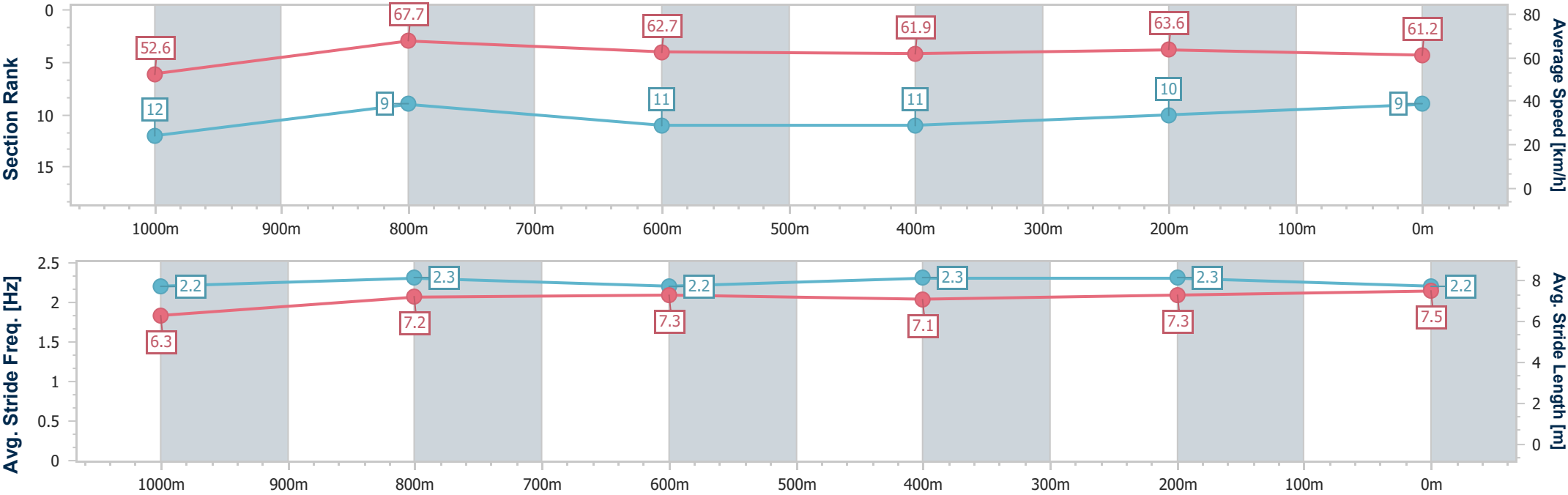


DoombenProfessional  
Race 7: MAGIC MILLIONS CARNIVAL QTIS Three-Year-Old  
BENCHMARK 68 Handicap - 1200m  
14 January 2026 - 17:11  
Track Rating: Good 4, Weather: Fine, Rail Position: +3m Entire



BRISBANE  
RACING CLUB

Section	Overall	1000m	800m	600m	400m	200m								
Section Times	1:10.62 [9] (0:13.70)	0:56.92 [12] (0:10.68)	0:46.24 [9] (0:11.50)	0:34.74 [11] (0:11.67)	0:23.07 [11] (0:11.30)	0:11.77 [10] (0:11.77)								
Average Speed [km/h]	52.6	67.7	62.7	61.9	63.6	61.2								
Top Speed [km/h]	68.8	70.0	64.3	63.3	65.6	63.7								
Avg. Dist. to Rail [m]	2.1	0.9	0.8	0.5	0.6	0.5								
Avg. Stride Freq. [Hz]	2.2	2.3	2.2	2.3	2.3	2.2								
Avg. Stride Length [m]	6.3	7.2	7.3	7.1	7.3	7.5								



- [ ] Ranking at each section and finish
- .-.- No data available at this section
- NA No data available



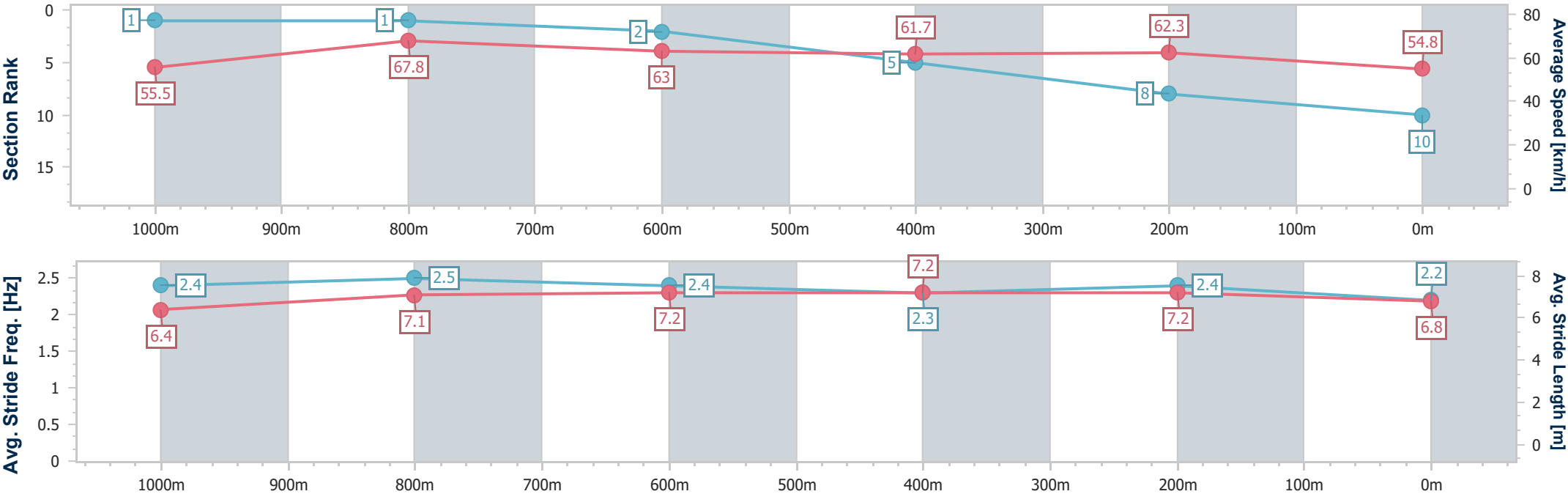
Horse/Jockey Name	Over Draft
Final Rank	10
Fastest Section Time (Section)	0:10.69 (1000m)
Top Speed [km/h] (Section)	69.8 (1000m)
Race State	Finished



DoombenProfessional  
Race 7: MAGIC MILLIONS CARNIVAL QTIS Three-Year-Old  
BENCHMARK 68 Handicap - 1200m  
14 January 2026 - 17:11  
Track Rating: Good 4, Weather: Fine, Rail Position: +3m Entire



Section	Overall	1000m	800m	600m	400m	200m								
Section Times	1:11.66 [10] (0:12.98)	0:58.68 [1] (0:10.69)	0:47.99 [1] (0:11.55)	0:36.44 [2] (0:11.72)	0:24.72 [5] (0:11.56)	0:13.16 [8] (0:13.16)								
Average Speed [km/h]	55.5	67.8	63.0	61.7	62.3	54.8								
Top Speed [km/h]	69.7	69.8	65.3	63.9	63.2	60.3								
Avg. Dist. to Rail [m]	7.2	3.1	2.0	0.8	1.7	4.1								
Avg. Stride Freq. [Hz]	2.4	2.5	2.4	2.3	2.4	2.2								
Avg. Stride Length [m]	6.4	7.1	7.2	7.2	7.2	6.8								





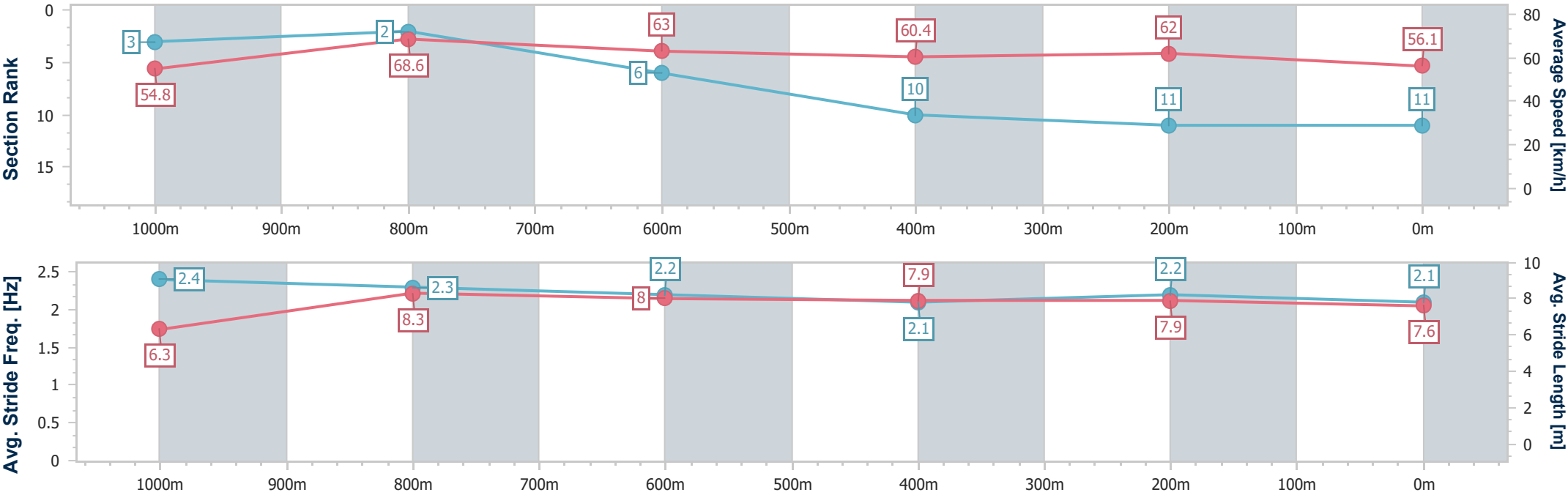
Horse/Jockey Name	Mishani Comrade
Final Rank	11
Fastest Section Time (Section)	0:10.58 (1000m)
Top Speed [km/h] (Section)	70.0 (1000m)
Race State	Finished



DoombenProfessional  
Race 7: MAGIC MILLIONS CARNIVAL QTIS Three-Year-Old  
BENCHMARK 68 Handicap - 1200m  
14 January 2026 - 17:11  
Track Rating: Good 4, Weather: Fine, Rail Position: +3m Entire



Section	Overall	1000m	800m	600m	400m	200m								
Section Times	1:11.82 [11] (0:13.13)	0:58.69 [3] (0:10.58)	0:48.11 [2] (0:11.68)	0:36.43 [6] (0:12.01)	0:24.42 [10] (0:11.58)	0:12.84 [11] (0:12.84)								
Average Speed [km/h]	54.8	68.6	63.0	60.4	62.0	56.1								
Top Speed [km/h]	69.6	70.0	64.9	62.1	63.4	61.1								
Avg. Dist. to Rail [m]	8.0	3.7	3.8	1.2	0.7	0.9								
Avg. Stride Freq. [Hz]	2.4	2.3	2.2	2.1	2.2	2.1								
Avg. Stride Length [m]	6.3	8.3	8.0	7.9	7.9	7.6								





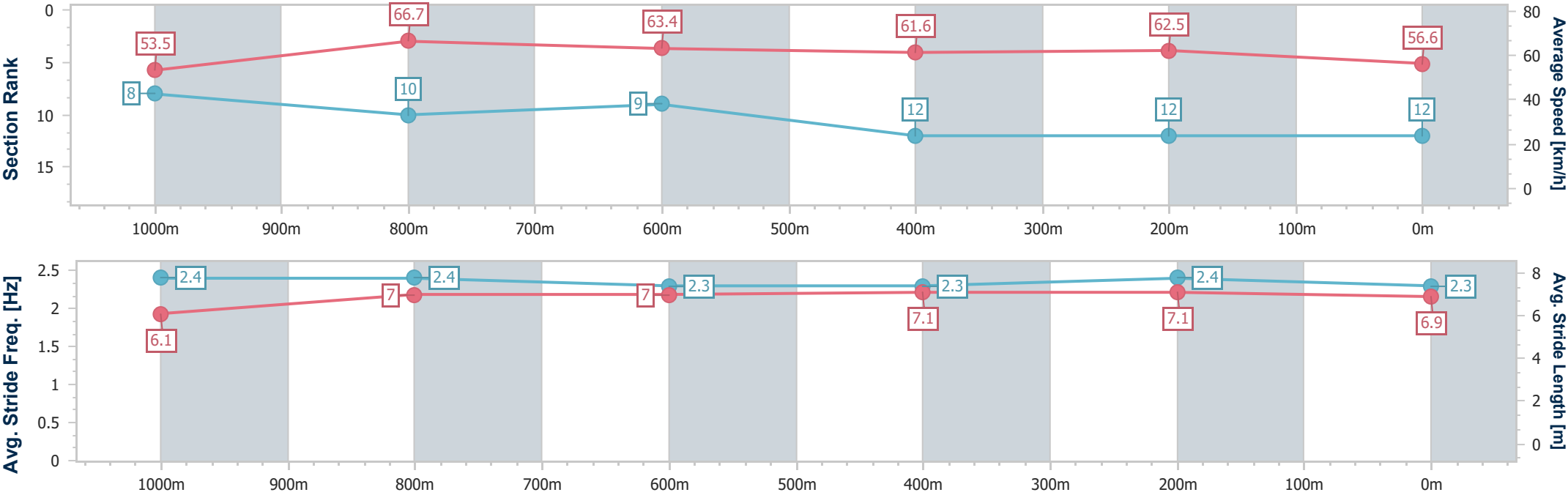
Horse/Jockey Name	Seveer
Final Rank	12
Fastest Section Time (Section)	0:10.95 (1000m)
Top Speed [km/h] (Section)	68.3 (1000m)
Race State	Finished



DoombenProfessional  
Race 7: MAGIC MILLIONS CARNIVAL QTIS Three-Year-Old  
BENCHMARK 68 Handicap - 1200m  
14 January 2026 - 17:11  
Track Rating: Good 4, Weather: Fine, Rail Position: +3m Entire



Section	Overall	1000m	800m	600m	400m	200m								
Section Times	1:11.91 [12] (0:13.43)	0:58.48 [8] (0:10.95)	0:47.53 [10] (0:11.44)	0:36.09 [9] (0:11.81)	0:24.28 [12] (0:11.55)	0:12.73 [12] (0:12.73)								
Average Speed [km/h]	53.5	66.7	63.4	61.6	62.5	56.6								
Top Speed [km/h]	67.4	68.3	66.4	63.1	64.3	61.8								
Avg. Dist. to Rail [m]	6.9	3.8	2.3	1.3	2.9	5.5								
Avg. Stride Freq. [Hz]	2.4	2.4	2.3	2.3	2.4	2.3								
Avg. Stride Length [m]	6.1	7.0	7.0	7.1	7.1	6.9								





**DoombenProfessional**  
**Race 8: LADBROKES RACING EXTRAS IN MULTI Class 1 Handicap - 1350m**  
**14 January 2026 - 17:46**



Track Rating: Good 4, Weather: Fine, Rail Position: +3m Entire

Section						Overall	1200m	1000m	800m	600m	400m	Last 600m	
Field Times						1:19.43 (0:10.85)	1:08.58 (0:10.62)	0:57.96 (0:11.16)	0:46.80 (0:11.82)	0:34.98 (0:11.80)	0:23.18 (0:11.33)	0:34.98	
Rank	TAB	Horse/Jockey	Barrier	Top Speed [km/h]	Fastest Section								Distance Travelled [m]
1	1	CHIEF IN CHARGE	2	67.8	0:10.72	1:19.43 [1]	1:08.28 [6]	0:57.56 [6]	0:46.40 [5]	0:34.65 [5]	0:22.85 [5]	0:34.65	
		Jag Guthmann-Chester		1200m	1200m	(0:11.15)	(0:10.72)	(0:11.16)	(0:11.75)	(0:11.80)	(0:11.27)		
2	7	DOMINANT DARCY	3	69.6	0:10.62	1:19.45 [2]	1:08.60 [1]	0:57.98 [1]	0:46.82 [1]	0:35.00 [1]	0:23.20 [1]	0:35.00	-1
		Emily Lang		1200m	1200m	(0:10.85)	(0:10.62)	(0:11.16)	(0:11.82)	(0:11.80)	(0:11.33)		
3	2	PROMINENT LAD	1	67.0	0:10.81	1:19.65 [3]	1:08.60 [4]	0:57.79 [5]	0:46.51 [7]	0:34.87 [4]	0:23.34 [2]	0:34.87	-13
		Jasper Franklin		1200m	1200m	(0:11.05)	(0:10.81)	(0:11.28)	(0:11.64)	(0:11.53)	(0:11.42)		
4	11	POUTCHEK	12	67.8	0:10.78	1:19.66 [4]	1:08.08 [11]	0:57.30 [11]	0:46.15 [11]	0:34.45 [10]	0:22.70 [8]	0:34.45	+2
		Cejay Graham		1200m	1200m	(0:11.58)	(0:10.78)	(0:11.15)	(0:11.70)	(0:11.75)	(0:11.07)		
5	14	SUMMIT	9	68.2	0:10.76	1:19.78 [5]	1:08.36 [10]	0:57.60 [10]	0:46.40 [9]	0:34.73 [8]	0:23.04 [6]	0:34.73	-9
		Kyle Wilson-Taylor		1200m	1200m	(0:11.42)	(0:10.76)	(0:11.20)	(0:11.67)	(0:11.69)	(0:11.12)		
6	15	BRUTAL LASS	5	68.0	0:10.63	1:19.86 [6]	1:08.53 [9]	0:57.90 [7]	0:46.74 [6]	0:34.96 [7]	0:23.08 [7]	0:34.96	+5
		Tahlia Fenlon		1200m	1200m	(0:11.33)	(0:10.63)	(0:11.16)	(0:11.78)	(0:11.88)	(0:11.35)		
7	5	BRUTAL BOWLER	10	67.3	0:10.83	1:20.02 [7]	1:08.42 [12]	0:57.59 [12]	0:46.30 [12]	0:34.96 [9]	0:23.02 [9]	0:34.96	+2
		Daniel Moor		1200m	1200m	(0:11.60)	(0:10.83)	(0:11.29)	(0:11.34)	(0:11.94)	(0:11.20)		
8	9	COOL RUNNING	11	67.5	0:10.88	1:20.02 [8]	1:08.07 [14]	0:57.19 [14]	0:46.11 [14]	0:34.64 [12]	0:22.75 [12]	0:34.64	-1
		Robbie Dolan		1000m	1200m	(0:11.95)	(0:10.88)	(0:11.08)	(0:11.47)	(0:11.89)	(0:11.21)		
9	13	LEBANESE	7	68.3	0:10.58	1:20.05 [9]	1:09.10 [3]	0:58.52 [2]	0:47.31 [3]	0:35.49 [2]	0:23.67 [4]	0:35.49	+2
		Angela Jones		1200m	1200m	(0:10.95)	(0:10.58)	(0:11.21)	(0:11.82)	(0:11.82)	(0:11.54)		
10	12	STRAIGHT BLAST	4	69.1	0:10.58	1:20.16 [10]	1:09.11 [5]	0:58.53 [3]	0:47.43 [2]	0:35.60 [3]	0:23.83 [3]	0:35.60	+3
		Mark Du Plessis		1200m	1200m	(0:11.05)	(0:10.58)	(0:11.10)	(0:11.83)	(0:11.77)	(0:11.48)		

Scratched: Land Bank (#8), Go Maro (#10), First Empire (#6), Bole Le (#17), Vorkuta (#18), Lantau Island (#3)



**DoombenProfessional**  
**Race 8: LADBROKES RACING EXTRAS IN MULTI Class 1 Handicap - 1350m**  
**14 January 2026 - 17:46**



Track Rating: Good 4, Weather: Fine, Rail Position: +3m Entire

Section						Overall	1200m	1000m	800m	600m	400m	Last 600m	
Field Times						1:19.43 (0:10.85)	1:08.58 (0:10.62)	0:57.96 (0:11.16)	0:46.80 (0:11.82)	0:34.98 (0:11.80)	0:23.18 (0:11.33)	0:34.98	
Rank	TAB	Horse/Jockey	Barrier	Top Speed [km/h]	Fastest Section								Distance Travelled [m]
11	16	LIFT'N'MEHIGHER	13	67.6	0:10.85	1:20.51 [11]	1:08.84 [13]	0:57.99 [13]	0:46.73 [13]	0:34.96 [14]	0:23.23 [13]	0:34.96	-5
		Karl Zechner		1200m	1200m	(0:11.67)	(0:10.85)	(0:11.26)	(0:11.77)	(0:11.73)	(0:11.38)		
12	20	ABSOLVE	8	67.1	0:10.93	1:21.68 [12]	1:10.46 [7]	0:59.53 [9]	0:48.22 [10]	0:36.29 [13]	0:24.21 [14]	0:36.29	+7
		Ashvin Goindasamy		1200m	1200m	(0:11.22)	(0:10.93)	(0:11.31)	(0:11.93)	(0:12.08)	(0:11.84)		
13	4	TURN THE CORNER	14	68.1	0:10.75	1:21.76 [13]	1:10.45 [8]	0:59.70 [8]	0:48.40 [8]	0:36.54 [11]	0:24.53 [11]	0:36.54	+4
		Ryan Maloney		1200m	1200m	(0:11.31)	(0:10.75)	(0:11.30)	(0:11.86)	(0:12.01)	(0:11.69)		
14	19	MAY	6	68.6	0:10.80	1:21.93 [14]	1:10.98 [2]	1:00.18 [4]	0:48.90 [4]	0:37.05 [6]	0:24.78 [10]	0:37.05	+7
		Chelsea Baker		1200m	1200m	(0:10.95)	(0:10.80)	(0:11.28)	(0:11.85)	(0:12.27)	(0:12.02)		

Scratched: Land Bank (#8), Go Maro (#10), First Empire (#6), Bole Le (#17), Vorkuta (#18), Lantau Island (#3)



**DoombenProfessional**  
**Race 8: LADBROKES RACING EXTRAS IN MULTI Class 1 Handicap - 1350m**  
**14 January 2026 - 17:46**



Track Rating: Good 4, Weather: Fine, Rail Position: +3m Entire

Section Field Times				200m 0:11.85 (0:11.85)		Last 600m 0:34.98			
Rank	TAB	Horse/Jockey	Barrier	Top Speed [km/h]	Fastest Section	Margin			Distance Travelled [m]
1	1	CHIEF IN CHARGE	2	67.8	0:10.72	0:11.58 [4]	1:19.43	0:34.65	
		Jag Guthmann-Chester		1200m	1200m	(0:11.58)			
2	7	DOMINANT DARCY	3	69.6	0:10.62	0:11.87 [1]	0.15L	0:35.00	-1
		Emily Lang		1200m	1200m	(0:11.87)			
3	2	PROMINENT LAD	1	67.0	0:10.81	0:11.92 [2]	1.32L	0:34.87	-13
		Jasper Franklin		1200m	1200m	(0:11.92)			
4	11	POUTCHEK	12	67.8	0:10.78	0:11.63 [7]	1.38L	0:34.45	+2
		Cejay Graham		1200m	1200m	(0:11.63)			
5	14	SUMMIT	9	68.2	0:10.76	0:11.92 [5]	2.05L	0:34.73	-9
		Kyle Wilson-Taylor		1200m	1200m	(0:11.92)			
6	15	BRUTAL LASS	5	68.0	0:10.63	0:11.73 [8]	2.58L	0:34.96	+5
		Tahlia Fenlon		1200m	1200m	(0:11.73)			
7	5	BRUTAL BOWLER	10	67.3	0:10.83	0:11.82 [9]	3.47L	0:34.96	+2
		Daniel Moor		1200m	1200m	(0:11.82)			
8	9	COOL RUNNING	11	67.5	0:10.88	0:11.54 [10]	3.5L	0:34.64	-1
		Robbie Dolan		1000m	1200m	(0:11.54)			
9	13	LEBANESE	7	68.3	0:10.58	0:12.13 [6]	3.69L	0:35.49	+2
		Angela Jones		1200m	1200m	(0:12.13)			
10	12	STRAIGHT BLAST	4	69.1	0:10.58	0:12.35 [3]	4.33L	0:35.60	+3
		Mark Du Plessis		1200m	1200m	(0:12.35)			

Scratched: Land Bank (#8), Go Maro (#10), First Empire (#6), Bole Le (#17), Vorkuta (#18), Lantau Island (#3)

Report Created: Wed 14 January 2026 18:02 GMT+ (Note: Timing is based on position data)

Page 3/18

[ ] Ranking at each section and finish  
 -:-:- No data available at this section  
 NA No data available

SCN Saddle cloth number  
 DNF Did not finish  
 DNT Did not track

data processed by  **TRIPLESDATA**





**DoombenProfessional**  
**Race 8: LADBROKES RACING EXTRAS IN MULTI Class 1 Handicap - 1350m**  
**14 January 2026 - 17:46**



Track Rating: Good 4, Weather: Fine, Rail Position: +3m Entire

Section		200m					Last 600m		
Field Times		0:11.85 (0:11.85)					0:34.98		
Rank	TAB	Horse/Jockey	Barrier	Top Speed [km/h]	Fastest Section	Margin		Distance Travelled [m]	
11	16	LIFT'N'MEHIGHER	13	67.6	0:10.85	0:11.85 [11]	6.38L	0:34.96	-5
		Karl Zechner		1200m	1200m	(0:11.85)			
12	20	ABSOLVE	8	67.1	0:10.93	0:12.37 [14]	13.25L	0:36.29	+7
		Ashvin Goindasamy		1200m	1200m	(0:12.37)			
13	4	TURN THE CORNER	14	68.1	0:10.75	0:12.84 [12]	13.72L	0:36.54	+4
		Ryan Maloney		1200m	1200m	(0:12.84)			
14	19	MAY	6	68.6	0:10.80	0:12.76 [13]	14.72L	0:37.05	+7
		Chelsea Baker		1200m	1200m	(0:12.76)			

Scratched: Land Bank (#8), Go Maro (#10), First Empire (#6), Bole Le (#17), Vorkuta (#18), Lantau Island (#3)



Horse/Jockey Name	Chief In Charge
Final Rank	1
Fastest Section Time (Section)	0:10.72 (1200m)
Top Speed [km/h] (Section)	67.8 (1200m)
Race State	Finished

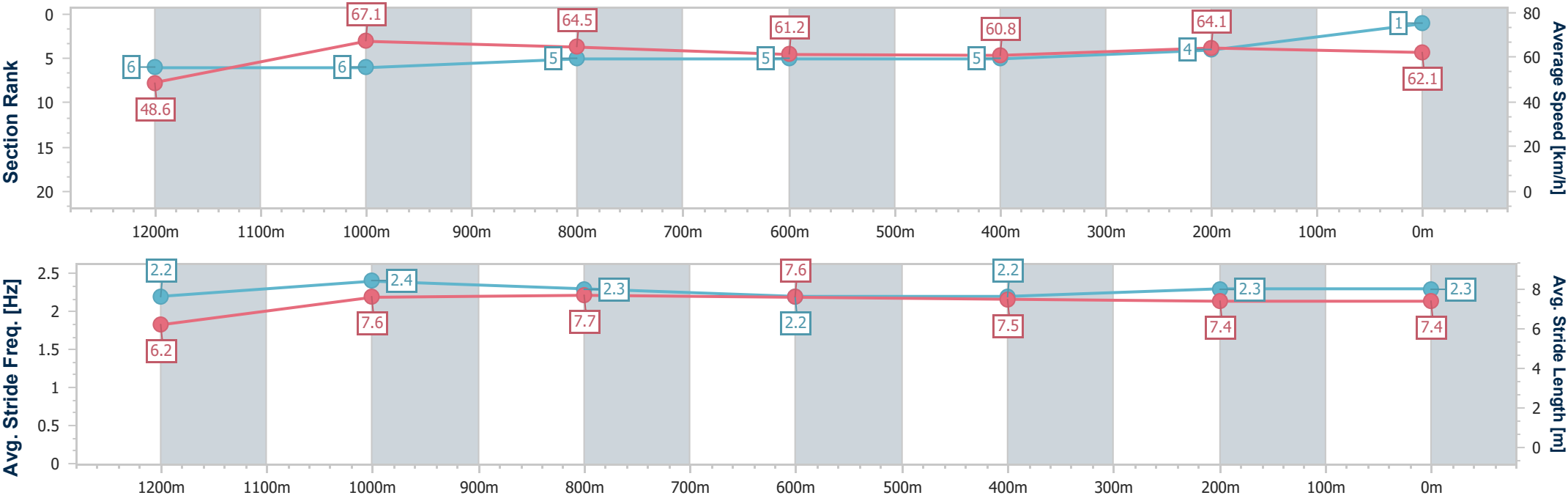


DoombenProfessional  
Race 8: LADBROKES RACING EXTRAS IN MULTI Class 1  
Handicap - 1350m  
14 January 2026 - 17:46  
Track Rating: Good 4, Weather: Fine, Rail Position: +3m Entire



BRISBANE  
RACING CLUB

Section	Overall	1200m	1000m	800m	600m	400m	200m						
Section Times	1:19.43 [1] (0:11.15)	1:08.28 [6] (0:10.72)	0:57.56 [6] (0:11.16)	0:46.40 [5] (0:11.75)	0:34.65 [5] (0:11.80)	0:22.85 [5] (0:11.27)	0:11.58 [4] (0:11.58)						
Average Speed [km/h]	48.6	67.1	64.5	61.2	60.8	64.1	62.1						
Top Speed [km/h]	66.0	67.8	66.4	62.5	62.5	65.2	64.6						
Avg. Dist. to Rail [m]	3.3	1.2	0.6	0.3	0.4	3.2	3.2						
Avg. Stride Freq. [Hz]	2.2	2.4	2.3	2.2	2.2	2.3	2.3						
Avg. Stride Length [m]	6.2	7.6	7.7	7.6	7.5	7.4	7.4						





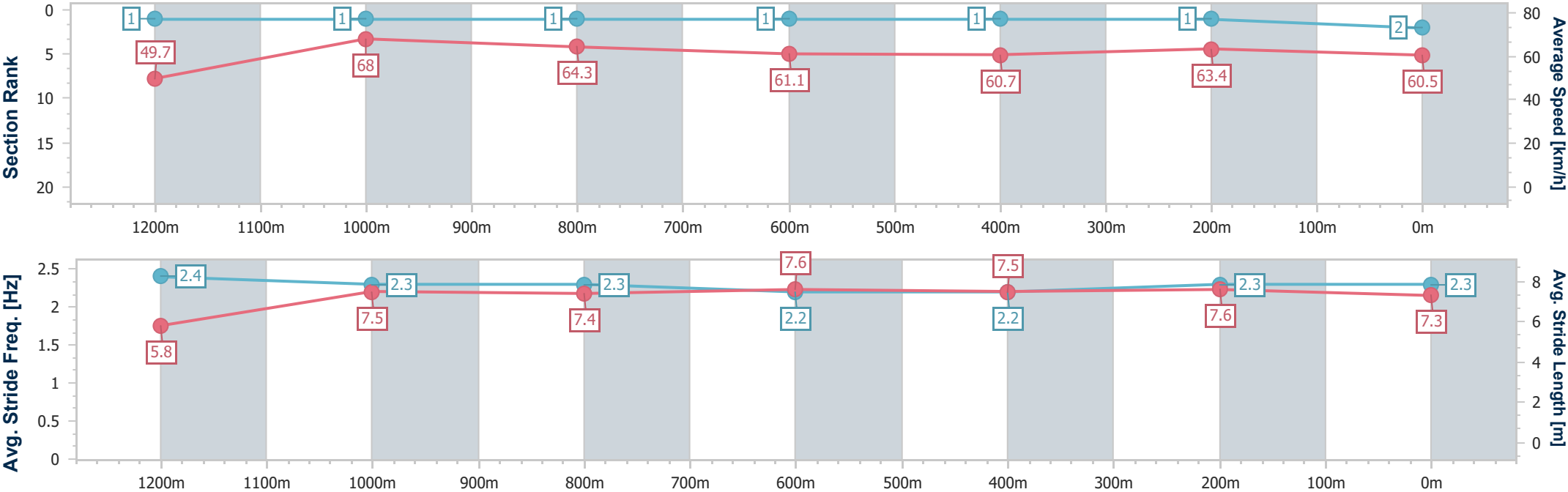
Horse/Jockey Name	Dominant Darcy
Final Rank	2
Fastest Section Time (Section)	0:10.62 (1200m)
Top Speed [km/h] (Section)	69.6 (1200m)
Race State	Finished



DooibenProfessional  
Race 8: LADBROKES RACING EXTRAS IN MULTI Class 1  
Handicap - 1350m  
14 January 2026 - 17:46  
Track Rating: Good 4, Weather: Fine, Rail Position: +3m Entire



Section	Overall	1200m	1000m	800m	600m	400m	200m						
Section Times	1:19.45 [2] (0:10.85)	1:08.60 [1] (0:10.62)	0:57.98 [1] (0:11.16)	0:46.82 [1] (0:11.82)	0:35.00 [1] (0:11.80)	0:23.20 [1] (0:11.33)	0:11.87 [1] (0:11.87)						
Average Speed [km/h]	49.7	68.0	64.3	61.1	60.7	63.4	60.5						
Top Speed [km/h]	67.5	69.6	66.5	62.1	62.2	64.1	62.5						
Avg. Dist. to Rail [m]	4.5	1.2	0.4	0.3	0.8	0.7	0.2						
Avg. Stride Freq. [Hz]	2.4	2.3	2.3	2.2	2.2	2.3	2.3						
Avg. Stride Length [m]	5.8	7.5	7.4	7.6	7.5	7.6	7.3						





Horse/Jockey Name	Prominent Lad
Final Rank	3
Fastest Section Time (Section)	0:10.81 (1200m)
Top Speed [km/h] (Section)	67.0 (1200m)
Race State	Finished

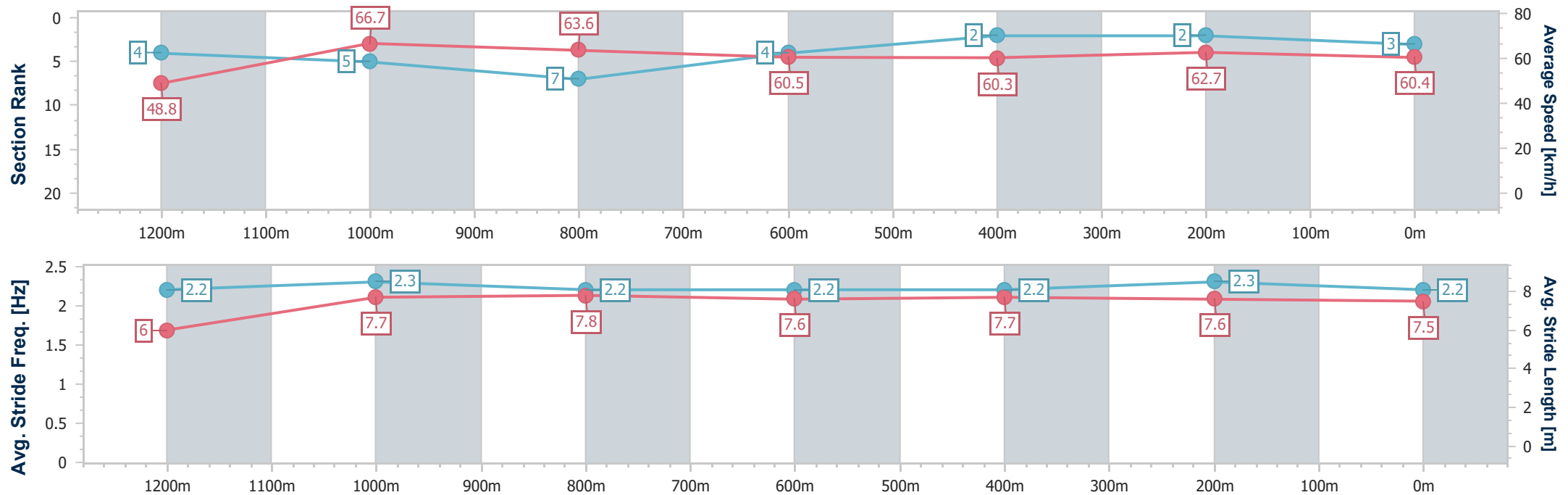


**DoombenProfessional**  
**Race 8: LADBROKES RACING EXTRAS IN MULTI Class 1**  
**Handicap - 1350m**  
**14 January 2026 - 17:46**  
**Track Rating: Good 4, Weather: Fine, Rail Position: +3m Entire**



**BRISBANE**  
RACING CLUB

Section	Overall	1200m	1000m	800m	600m	400m	200m						
Section Times	1:19.65 [3] (0:11.05)	1:08.60 [4] (0:10.81)	0:57.79 [5] (0:11.28)	0:46.51 [7] (0:11.64)	0:34.87 [4] (0:11.53)	0:23.34 [2] (0:11.42)	0:11.92 [2] (0:11.92)						
Average Speed [km/h]	48.8	66.7	63.6	60.5	60.3	62.7	60.4						
Top Speed [km/h]	66.5	67.0	66.8	61.1	60.8	64.7	62.3						
Avg. Dist. to Rail [m]	2.1	0.8	1.0	4.4	5.7	2.4	1.7						
Avg. Stride Freq. [Hz]	2.2	2.3	2.2	2.2	2.2	2.3	2.2						
Avg. Stride Length [m]	6.0	7.7	7.8	7.6	7.7	7.6	7.5						





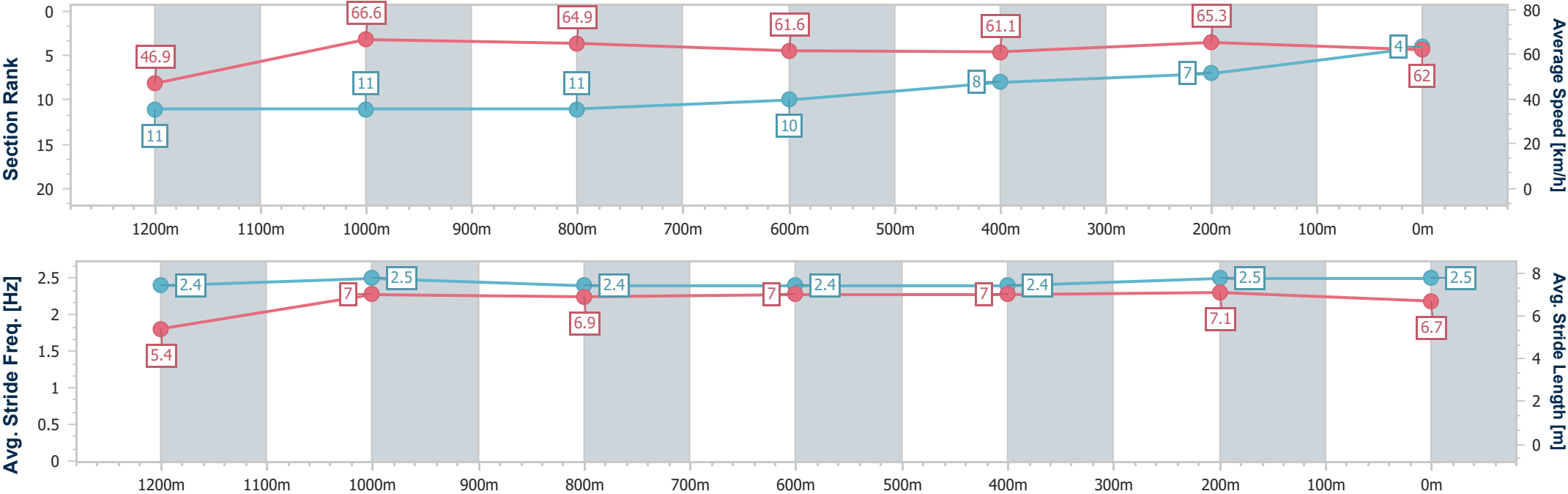
Horse/Jockey Name	Poutchek
Final Rank	4
Fastest Section Time (Section)	0:10.78 (1200m)
Top Speed [km/h] (Section)	67.8 (1200m)
Race State	Finished



DoombenProfessional  
Race 8: LADBROKES RACING EXTRAS IN MULTI Class 1  
Handicap - 1350m  
14 January 2026 - 17:46  
Track Rating: Good 4, Weather: Fine, Rail Position: +3m Entire



Section	Overall	1200m	1000m	800m	600m	400m	200m						
Section Times	1:19.66 [4] (0:11.58)	1:08.08 [11] (0:10.78)	0:57.30 [11] (0:11.15)	0:46.15 [11] (0:11.70)	0:34.45 [10] (0:11.75)	0:22.70 [8] (0:11.07)	0:11.63 [7] (0:11.63)						
Average Speed [km/h]	46.9	66.6	64.9	61.6	61.1	65.3	62.0						
Top Speed [km/h]	63.9	67.8	67.0	64.0	63.2	66.3	65.0						
Avg. Dist. to Rail [m]	9.8	1.3	0.6	0.4	0.3	2.9	4.2						
Avg. Stride Freq. [Hz]	2.4	2.5	2.4	2.4	2.4	2.5	2.5						
Avg. Stride Length [m]	5.4	7.0	6.9	7.0	7.0	7.1	6.7						





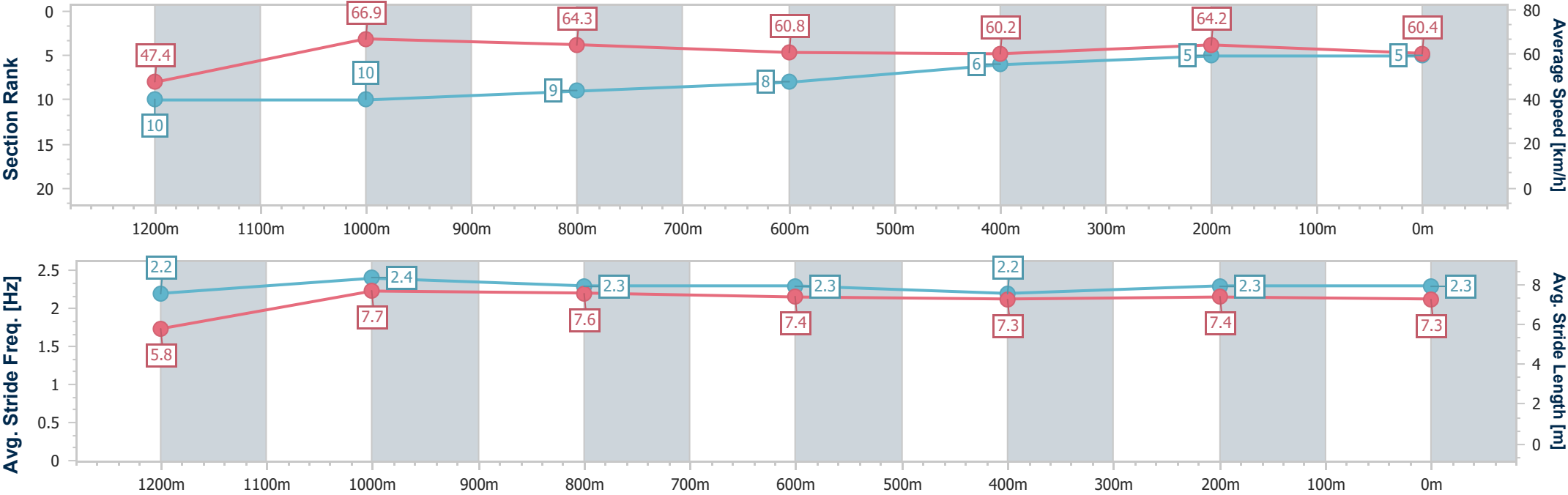
Horse/Jockey Name	Summit
Final Rank	5
Fastest Section Time (Section)	0:10.76 (1200m)
Top Speed [km/h] (Section)	68.2 (1200m)
Race State	Finished



DoombenProfessional  
Race 8: LADBROKES RACING EXTRAS IN MULTI Class 1  
Handicap - 1350m  
14 January 2026 - 17:46  
Track Rating: Good 4, Weather: Fine, Rail Position: +3m Entire



Section	Overall	1200m	1000m	800m	600m	400m	200m						
Section Times	1:19.78 [5] (0:11.42)	1:08.36 [10] (0:10.76)	0:57.60 [10] (0:11.20)	0:46.40 [9] (0:11.67)	0:34.73 [8] (0:11.69)	0:23.04 [6] (0:11.12)	0:11.92 [5] (0:11.92)						
Average Speed [km/h]	47.4	66.9	64.3	60.8	60.2	64.2	60.4						
Top Speed [km/h]	66.5	68.2	65.8	62.9	62.8	65.7	64.5						
Avg. Dist. to Rail [m]	6.4	0.3	0.3	2.8	4.2	2.0	1.3						
Avg. Stride Freq. [Hz]	2.2	2.4	2.3	2.3	2.2	2.3	2.3						
Avg. Stride Length [m]	5.8	7.7	7.6	7.4	7.3	7.4	7.3						





Horse/Jockey Name	Brutal Lass
Final Rank	6
Fastest Section Time (Section)	0:10.63 (1200m)
Top Speed [km/h] (Section)	68.0 (1200m)
Race State	Finished

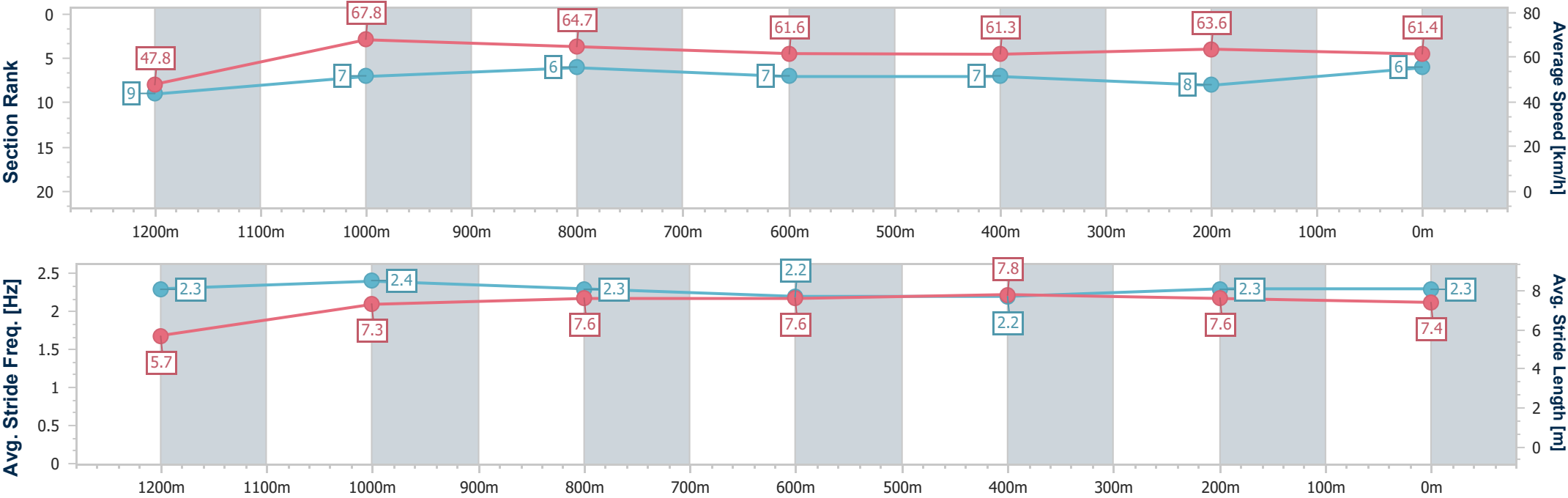


DoombenProfessional  
Race 8: LADBROKES RACING EXTRAS IN MULTI Class 1  
Handicap - 1350m  
14 January 2026 - 17:46  
Track Rating: Good 4, Weather: Fine, Rail Position: +3m Entire



BRISBANE  
RACING CLUB

Section	Overall	1200m	1000m	800m	600m	400m	200m						
Section Times	1:19.86 [6] (0:11.33)	1:08.53 [9] (0:10.63)	0:57.90 [7] (0:11.16)	0:46.74 [6] (0:11.78)	0:34.96 [7] (0:11.88)	0:23.08 [7] (0:11.35)	0:11.73 [8] (0:11.73)						
Average Speed [km/h]	47.8	67.8	64.7	61.6	61.3	63.6	61.4						
Top Speed [km/h]	66.2	68.0	66.9	63.2	62.3	65.3	65.3						
Avg. Dist. to Rail [m]	5.5	1.4	1.4	1.9	1.4	1.9	0.9						
Avg. Stride Freq. [Hz]	2.3	2.4	2.3	2.2	2.2	2.3	2.3						
Avg. Stride Length [m]	5.7	7.3	7.6	7.6	7.8	7.6	7.4						





Horse/Jockey Name	Brutal Bowler
Final Rank	7
Fastest Section Time (Section)	0:10.83 (1200m)
Top Speed [km/h] (Section)	67.3 (1200m)
Race State	Finished

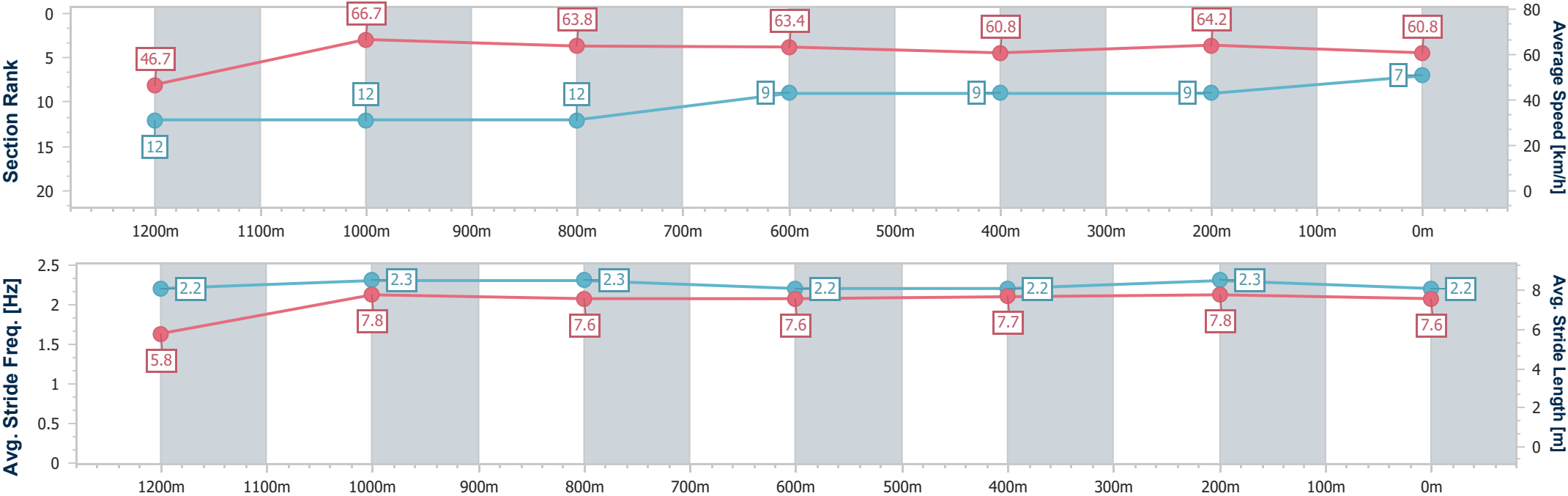


DoombenProfessional  
Race 8: LADBROKES RACING EXTRAS IN MULTI Class 1  
Handicap - 1350m  
14 January 2026 - 17:46  
Track Rating: Good 4, Weather: Fine, Rail Position: +3m Entire



BRISBANE  
RACING CLUB

Section	Overall	1200m	1000m	800m	600m	400m	200m						
Section Times	1:20.02 [7] (0:11.60)	1:08.42 [12] (0:10.83)	0:57.59 [12] (0:11.29)	0:46.30 [12] (0:11.34)	0:34.96 [9] (0:11.94)	0:23.02 [9] (0:11.20)	0:11.82 [9] (0:11.82)						
Average Speed [km/h]	46.7	66.7	63.8	63.4	60.8	64.2	60.8						
Top Speed [km/h]	63.6	67.3	67.2	64.7	62.2	65.3	63.8						
Avg. Dist. to Rail [m]	7.9	0.4	0.3	0.2	1.1	0.7	1.2						
Avg. Stride Freq. [Hz]	2.2	2.3	2.3	2.2	2.2	2.3	2.2						
Avg. Stride Length [m]	5.8	7.8	7.6	7.6	7.7	7.8	7.6						







Horse/Jockey Name	Cool Running
Final Rank	8
Fastest Section Time (Section)	0:10.88 (1200m)
Top Speed [km/h] (Section)	67.5 (1000m)
Race State	Finished

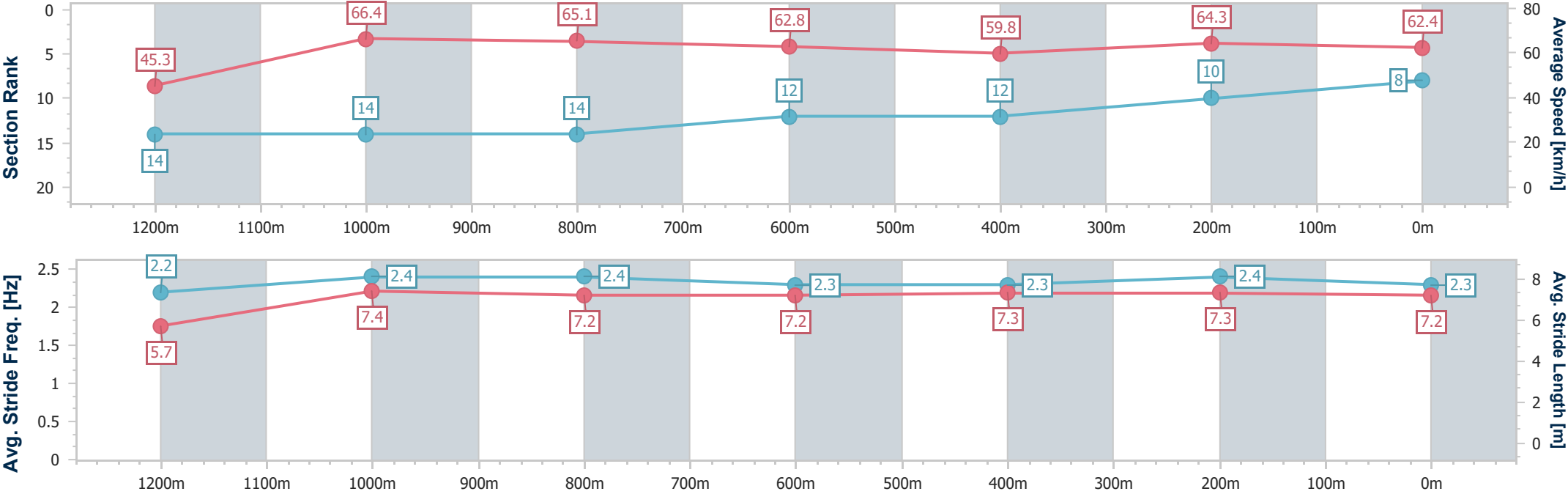


DooombenProfessional  
Race 8: LADBROKES RACING EXTRAS IN MULTI Class 1  
Handicap - 1350m  
14 January 2026 - 17:46  
Track Rating: Good 4, Weather: Fine, Rail Position: +3m Entire



BRISBANE  
RACING CLUB

Section	Overall	1200m	1000m	800m	600m	400m	200m						
Section Times	1:20.02 [8] (0:11.95)	1:08.07 [14] (0:10.88)	0:57.19 [14] (0:11.08)	0:46.11 [14] (0:11.47)	0:34.64 [12] (0:11.89)	0:22.75 [12] (0:11.21)	0:11.54 [10] (0:11.54)						
Average Speed [km/h]	45.3	66.4	65.1	62.8	59.8	64.3	62.4						
Top Speed [km/h]	62.7	67.2	67.5	64.5	62.1	65.7	64.0						
Avg. Dist. to Rail [m]	9.6	0.8	1.5	0.6	1.6	2.1	5.7						
Avg. Stride Freq. [Hz]	2.2	2.4	2.4	2.3	2.3	2.4	2.3						
Avg. Stride Length [m]	5.7	7.4	7.2	7.2	7.3	7.3	7.2						





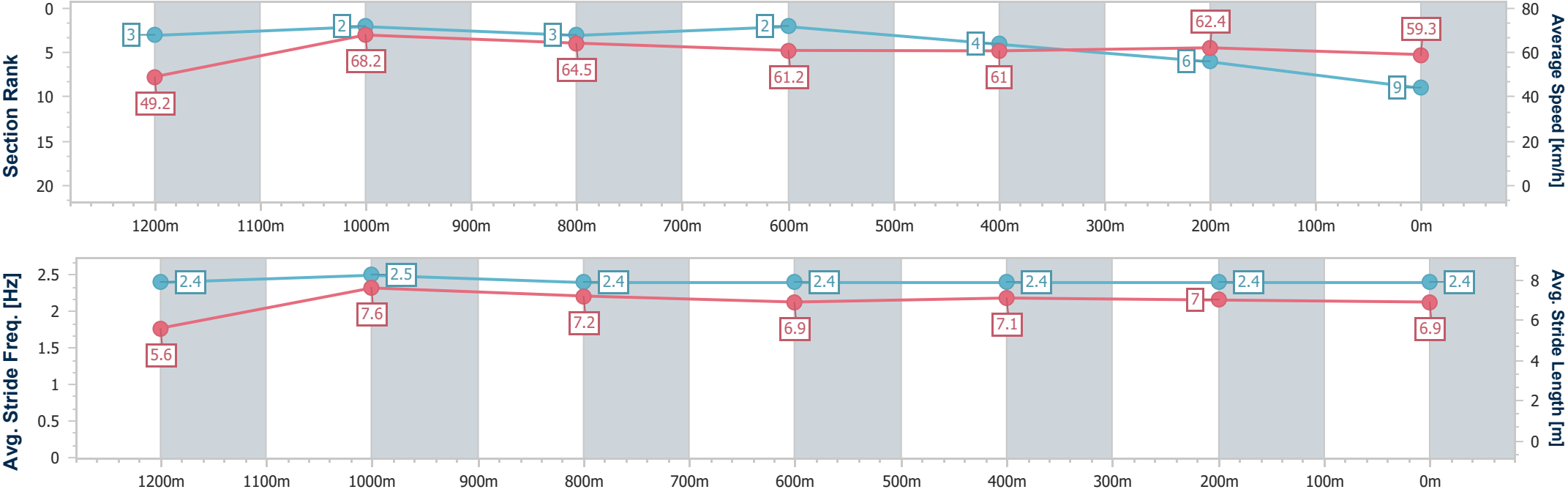
Horse/Jockey Name	Lebanese
Final Rank	9
Fastest Section Time (Section)	0:10.58 (1200m)
Top Speed [km/h] (Section)	68.3 (1200m)
Race State	Finished



DoombenProfessional  
Race 8: LADBROKES RACING EXTRAS IN MULTI Class 1  
Handicap - 1350m  
14 January 2026 - 17:46  
Track Rating: Good 4, Weather: Fine, Rail Position: +3m Entire



Section	Overall	1200m	1000m	800m	600m	400m	200m						
Section Times	1:20.05 [9] (0:10.95)	1:09.10 [3] (0:10.58)	0:58.52 [2] (0:11.21)	0:47.31 [3] (0:11.82)	0:35.49 [2] (0:11.82)	0:23.67 [4] (0:11.54)	0:12.13 [6] (0:12.13)						
Average Speed [km/h]	49.2	68.2	64.5	61.2	61.0	62.4	59.3						
Top Speed [km/h]	66.6	68.3	67.1	62.4	62.4	63.0	61.9						
Avg. Dist. to Rail [m]	7.7	4.5	2.4	1.3	0.4	1.9	3.5						
Avg. Stride Freq. [Hz]	2.4	2.5	2.4	2.4	2.4	2.4	2.4						
Avg. Stride Length [m]	5.6	7.6	7.2	6.9	7.1	7.0	6.9						





Horse/Jockey Name	Straight Blast
Final Rank	10
Fastest Section Time (Section)	0:10.58 (1200m)
Top Speed [km/h] (Section)	69.1 (1200m)
Race State	Finished

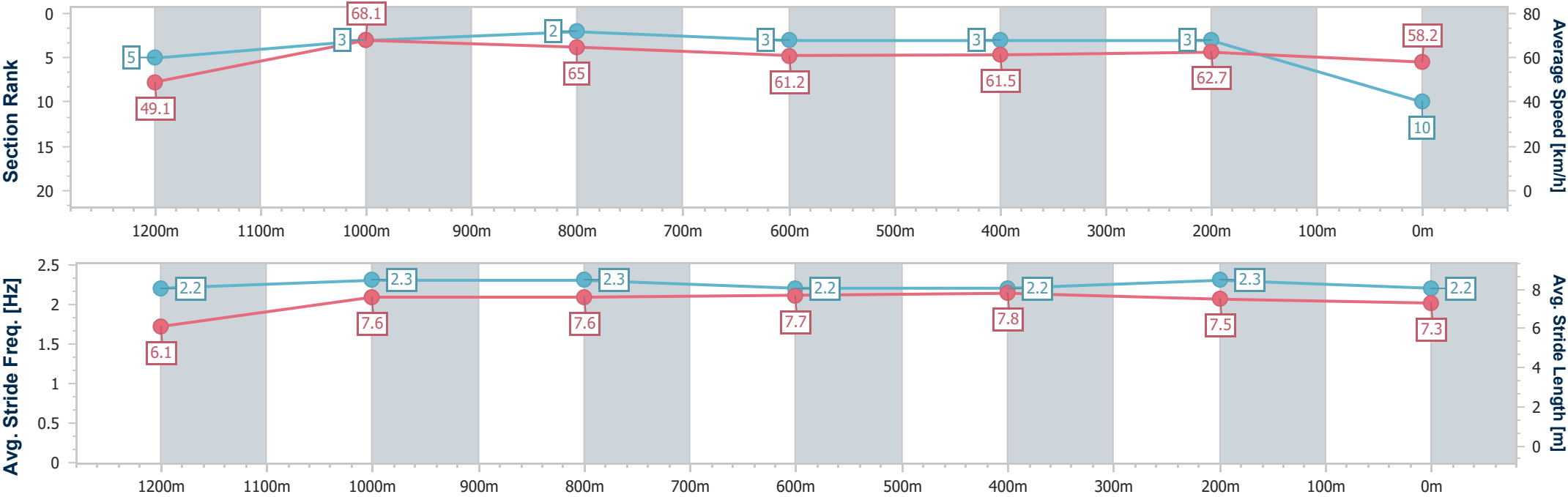


DoombenProfessional  
Race 8: LADBROKES RACING EXTRAS IN MULTI Class 1  
Handicap - 1350m  
14 January 2026 - 17:46  
Track Rating: Good 4, Weather: Fine, Rail Position: +3m Entire



BRISBANE  
RACING CLUB

Section	Overall	1200m	1000m	800m	600m	400m	200m						
Section Times	1:20.16 [10] (0:11.05)	1:09.11 [5] (0:10.58)	0:58.53 [3] (0:11.10)	0:47.43 [2] (0:11.83)	0:35.60 [3] (0:11.77)	0:23.83 [3] (0:11.48)	0:12.35 [3] (0:12.35)						
Average Speed [km/h]	49.1	68.1	65.0	61.2	61.5	62.7	58.2						
Top Speed [km/h]	67.1	69.1	66.9	62.9	63.3	63.9	61.1						
Avg. Dist. to Rail [m]	4.9	1.8	1.2	1.2	0.6	3.0	3.3						
Avg. Stride Freq. [Hz]	2.2	2.3	2.3	2.2	2.2	2.3	2.2						
Avg. Stride Length [m]	6.1	7.6	7.6	7.7	7.8	7.5	7.3						





Horse/Jockey Name	Lift'n'mehigher
Final Rank	11
Fastest Section Time (Section)	0:10.85 (1200m)
Top Speed [km/h] (Section)	67.6 (1200m)
Race State	Finished

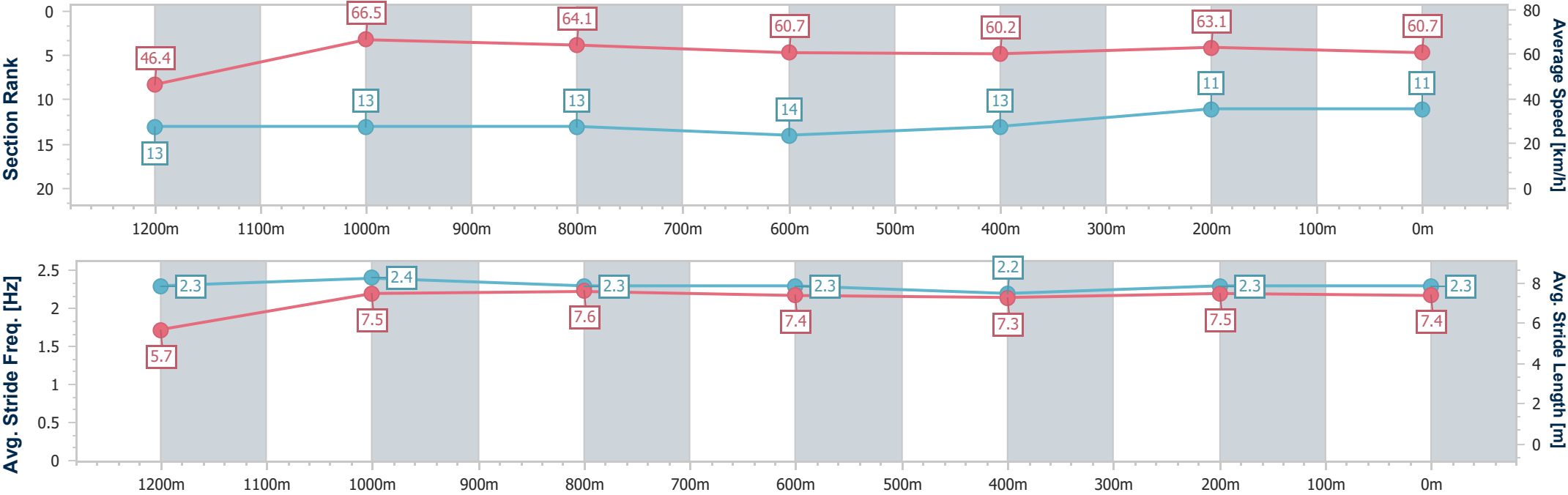


DooombenProfessional  
Race 8: LADBROKES RACING EXTRAS IN MULTI Class 1  
Handicap - 1350m  
14 January 2026 - 17:46  
Track Rating: Good 4, Weather: Fine, Rail Position: +3m Entire



BRISBANE  
RACING CLUB

Section	Overall	1200m	1000m	800m	600m	400m	200m						
Section Times	1:20.51 [11] (0:11.67)	1:08.84 [13] (0:10.85)	0:57.99 [13] (0:11.26)	0:46.73 [13] (0:11.77)	0:34.96 [14] (0:11.73)	0:23.23 [13] (0:11.38)	0:11.85 [11] (0:11.85)						
Average Speed [km/h]	46.4	66.5	64.1	60.7	60.2	63.1	60.7						
Top Speed [km/h]	61.9	67.6	66.9	62.7	61.0	64.6	63.4						
Avg. Dist. to Rail [m]	11.3	2.1	1.2	1.6	3.2	1.9	2.5						
Avg. Stride Freq. [Hz]	2.3	2.4	2.3	2.3	2.2	2.3	2.3						
Avg. Stride Length [m]	5.7	7.5	7.6	7.4	7.3	7.5	7.4						





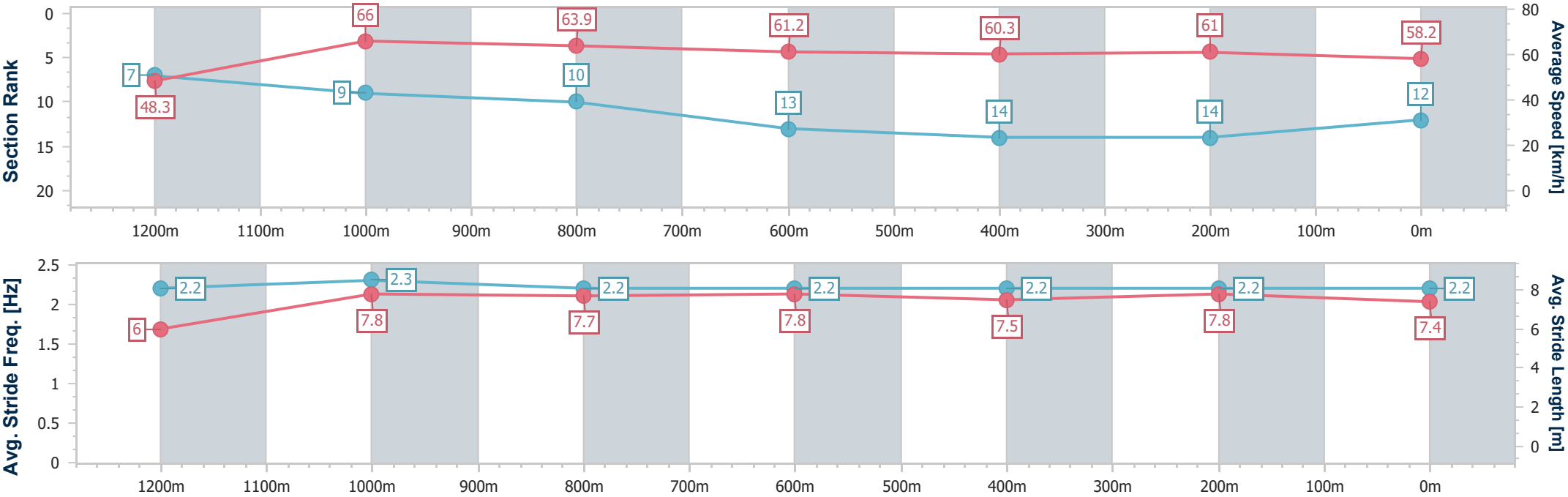
Horse/Jockey Name	Absolve
Final Rank	12
Fastest Section Time (Section)	0:10.93 (1200m)
Top Speed [km/h] (Section)	67.1 (1200m)
Race State	Finished



DoombenProfessional  
Race 8: LADBROKES EXTRAS IN MULTI Class 1  
Handicap - 1350m  
14 January 2026 - 17:46  
Track Rating: Good 4, Weather: Fine, Rail Position: +3m Entire



Section	Overall	1200m	1000m	800m	600m	400m	200m						
Section Times	1:21.68 [12] (0:11.22)	1:10.46 [7] (0:10.93)	0:59.53 [9] (0:11.31)	0:48.22 [10] (0:11.93)	0:36.29 [13] (0:12.08)	0:24.21 [14] (0:11.84)	0:12.37 [14] (0:12.37)						
Average Speed [km/h]	48.3	66.0	63.9	61.2	60.3	61.0	58.2						
Top Speed [km/h]	63.3	67.1	64.9	62.8	61.0	61.9	60.4						
Avg. Dist. to Rail [m]	8.2	2.3	2.1	2.4	1.8	2.5	0.7						
Avg. Stride Freq. [Hz]	2.2	2.3	2.2	2.2	2.2	2.2	2.2						
Avg. Stride Length [m]	6.0	7.8	7.7	7.8	7.5	7.8	7.4						



[ ] Ranking at each section and finish  
-.-.- No data available at this section  
NA No data available



Horse/Jockey Name	Turn The Corner
Final Rank	13
Fastest Section Time (Section)	0:10.75 (1200m)
Top Speed [km/h] (Section)	68.1 (1200m)
Race State	Finished

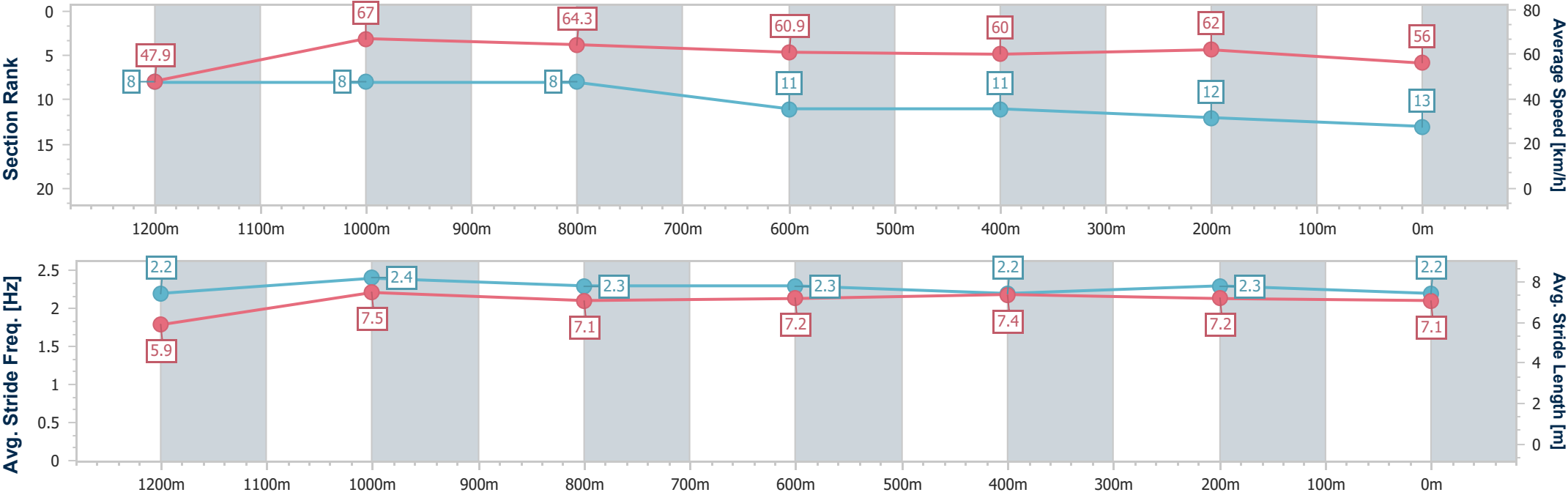


DoombenProfessional  
Race 8: LADBROKES RACING EXTRAS IN MULTI Class 1  
Handicap - 1350m  
14 January 2026 - 17:46  
Track Rating: Good 4, Weather: Fine, Rail Position: +3m Entire



BRISBANE  
RACING CLUB

Section	Overall	1200m	1000m	800m	600m	400m	200m						
Section Times	1:21.76 [13] (0:11.31)	1:10.45 [8] (0:10.75)	0:59.70 [8] (0:11.30)	0:48.40 [8] (0:11.86)	0:36.54 [11] (0:12.01)	0:24.53 [11] (0:11.69)	0:12.84 [12] (0:12.84)						
Average Speed [km/h]	47.9	67.0	64.3	60.9	60.0	62.0	56.0						
Top Speed [km/h]	64.0	68.1	66.4	62.8	61.3	63.3	62.3						
Avg. Dist. to Rail [m]	11.8	2.8	1.8	0.9	0.6	4.6	5.3						
Avg. Stride Freq. [Hz]	2.2	2.4	2.3	2.3	2.2	2.3	2.2						
Avg. Stride Length [m]	5.9	7.5	7.1	7.2	7.4	7.2	7.1						





Horse/Jockey Name	May
Final Rank	14
Fastest Section Time (Section)	0:10.80 (1200m)
Top Speed [km/h] (Section)	68.6 (1200m)
Race State	Finished



DooombenProfessional  
Race 8: LADBROKES RACING EXTRAS IN MULTI Class 1  
Handicap - 1350m  
14 January 2026 - 17:46  
Track Rating: Good 4, Weather: Fine, Rail Position: +3m Entire



BRISBANE  
RACING CLUB

Section	Overall	1200m	1000m	800m	600m	400m	200m						
Section Times	1:21.93 [14] (0:10.95)	1:10.98 [2] (0:10.80)	1:00.18 [4] (0:11.28)	0:48.90 [4] (0:11.85)	0:37.05 [6] (0:12.27)	0:24.78 [10] (0:12.02)	0:12.76 [13] (0:12.76)						
Average Speed [km/h]	49.4	66.7	64.1	61.1	59.6	60.2	56.6						
Top Speed [km/h]	66.8	68.6	65.7	63.6	60.7	61.3	59.7						
Avg. Dist. to Rail [m]	6.3	4.0	2.2	1.7	2.5	4.0	3.6						
Avg. Stride Freq. [Hz]	2.3	2.6	2.5	2.3	2.3	2.3	2.2						
Avg. Stride Length [m]	6.1	7.0	7.2	7.2	7.1	7.3	7.0						

