



BRISBANE
RACING CLUB

Feel Closer.

SUSTAINABILITY AT BRC

MANAGEMENT & ACCOUNTABILITY
EMISSIONS REDUCTION PLAN

5 PHASE ROADMAP

COMPLETED

PHASE 1



DIAGNOSTICS & ACTION PLAN

The inception phase, The Brisbane Racing Club has determined to target Net Zero.

Preliminary diagnostics and roadmapping undertaken

COMPLETED

PHASE 2



COMPREHENSIVE CARBON INVENTORY

Carbon Inventory is a detailed account of all the emissions from facilities and operations.

Categorised as Scope 1, 2 and 3 emissions.

FY21/22 Inventory completed

The Club is currently underway completing the FY22/23 Carbon Inventory

95% Complete

PHASE 3



ESTABLISH SPECIFIC ABATEMENT AND OFFSETTING ACTIONS

Once precise emissions are calculated, all possible options are explored for reducing those emissions.

The Offsetting actions provided require BRC Approval.

IN PROGRESS

PHASE 4



IN DEPTH NET ZERO STRATEGY

After options are assessed a complete Net Zero Strategy with budgeted timeline of specific actions are developed

IN PROGRESS

PHASE 5



CLIMATE RISK REPORT

Climate Risk Report will complete the Net Zero planning process. Climate Risk Reports are required by many institutions.

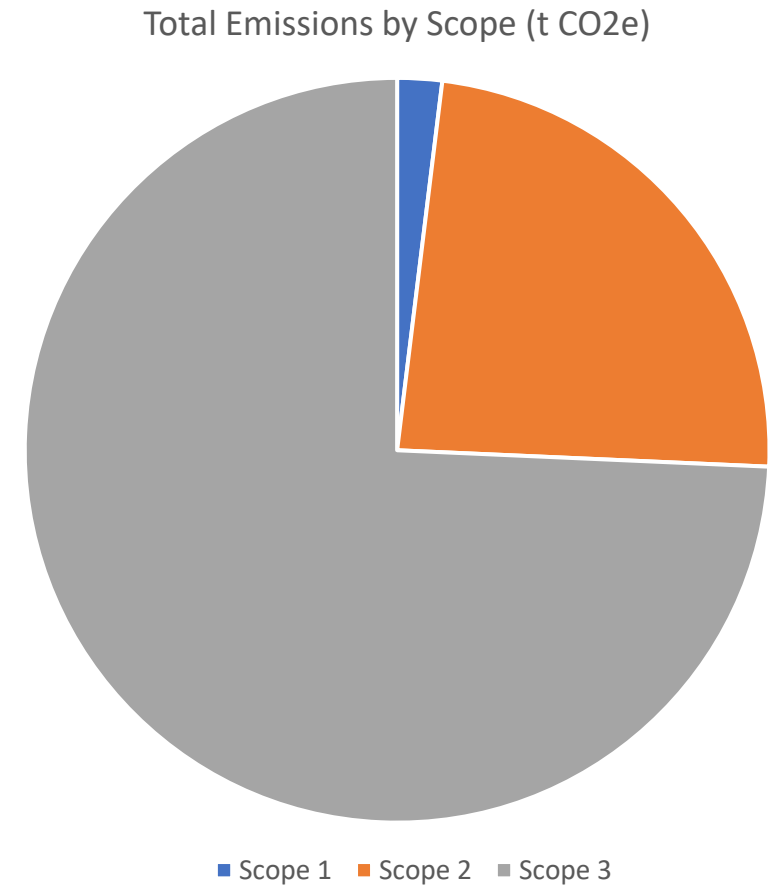


BRISBANE RACING CLUB

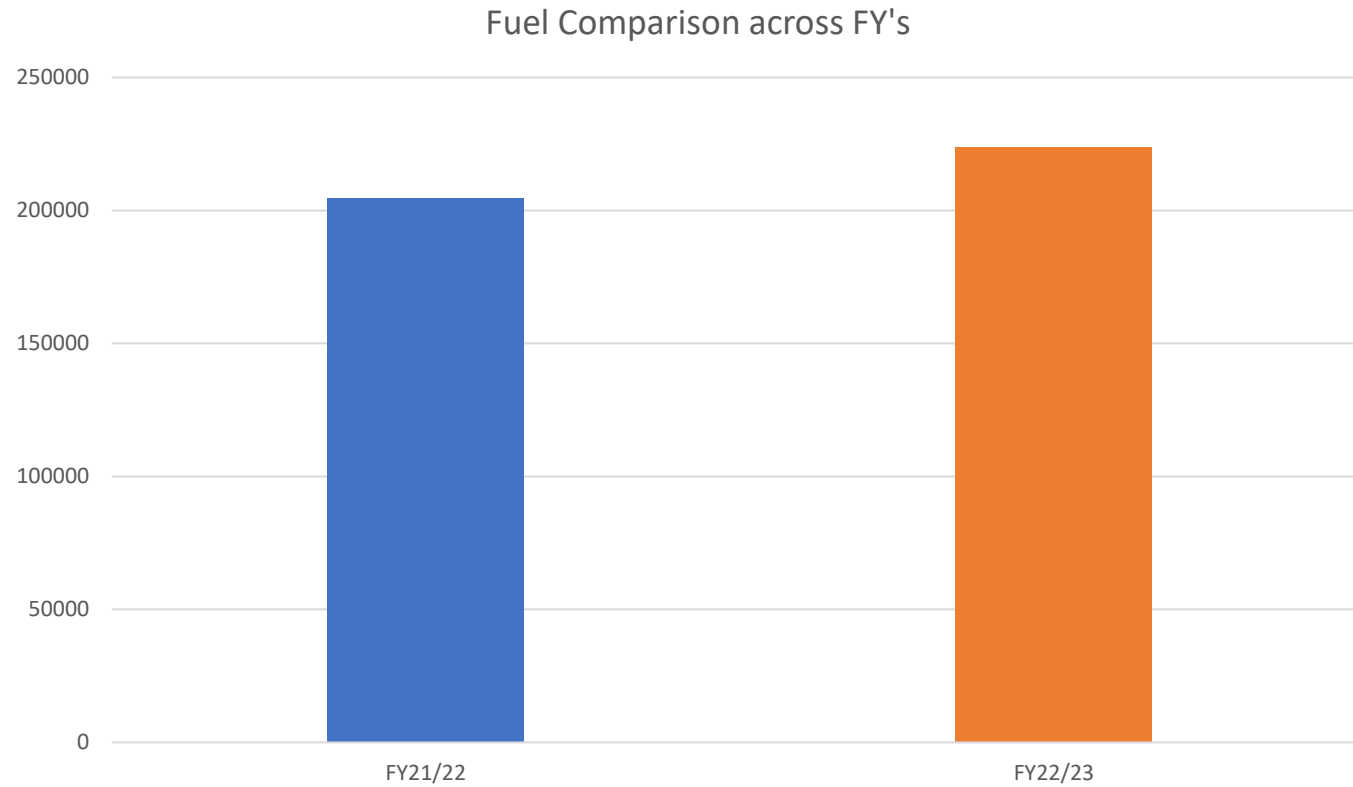
Feel Closer.

CARBON ACCOUNTING REPORT FY22-23

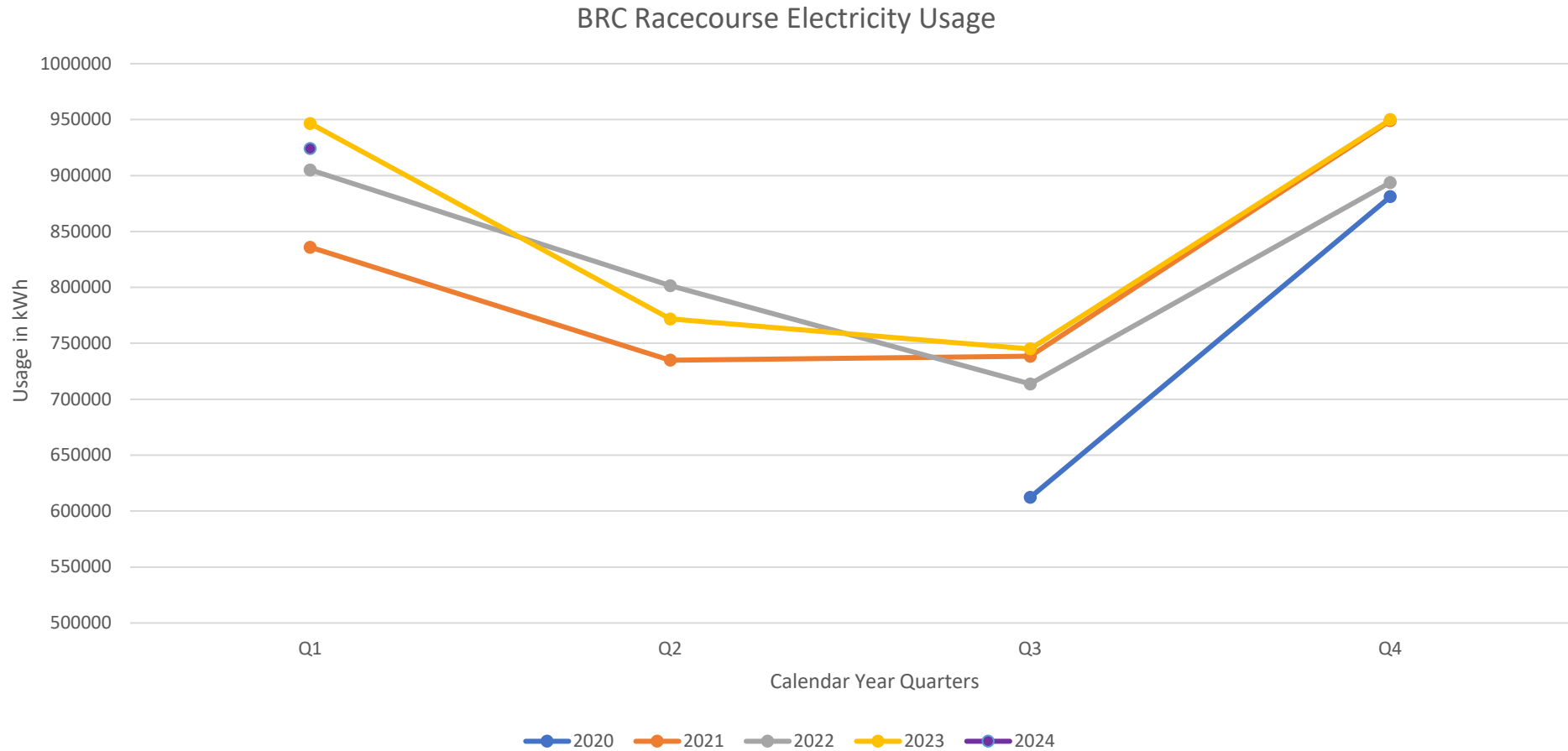
EMISSIONS	SOURCE	FY22-23 EMISSIONS (TONNES)
Scope 1	Fuel Usage for BRC Vehicles	307
Scope 2	Electricity Usage for BRC Facilities	3,755
Scope 3	Employee and Patron commuting	1091
	Emissions from Horses	801
	All Waste	9636
	Food and Beverage production	197
	Paper Usage	6
	Fertiliser Application	12
	Subtotal Scope 3	11,743
Total Emissions		15,805



SCOPE 1: FUEL



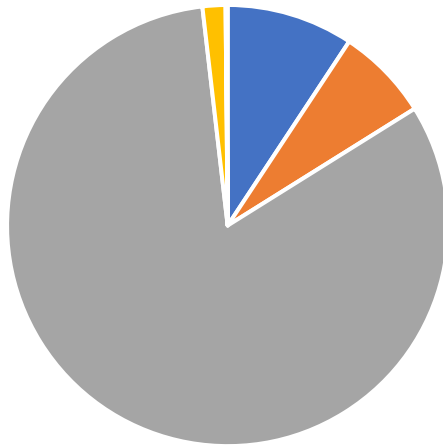
SCOPE 2: ELECTRICITY



SCOPE 3: WASTE

BREAKDOWN OF SCOPE 3 EMISSIONS - (t CO2e)

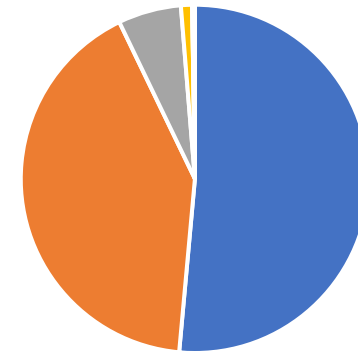
Employee and Patron Commuting	1091
Emissions from Horses	801
All Waste	9636
Food and Beverage Production	197
Paper Usage	6
Fertiliser Application	12



- Employee and Patron Commuting
- Emissions from Horses
- All Waste
- Food and Beverage Production
- Paper Usage
- Fertiliser Application

BREAKDOWN OF WASTE EMISSIONS - (t CO2e)

Municipal Solid Waste	4956.8
Food Waste	3989.49
Green Waste	564.45
Paper and Cardboard	99.99
Comingled Containers	0
Other, Grease Trap Waste	19.39
Other, Liquid Waste	4.9
Batteries, Oil and Scrap Metal	0
Electronic Waste	0.47



- Municipal Solid Waste
- Food Waste
- Green Waste
- Paper and Cardboard
- Comingled Containers
- Other, Grease Trap Waste
- Other, Liquid Waste


NEXT STEPS

PHASE 3

ABATEMENT AND OFFSETTING APPRAISAL

Review all options presented by The Carbon Hub

- Agree on the current assessment received on a cost-benefit analysis.
- The Carbon Hub will firm up assumptions made and recommend the preferred option for The BRC to implement.




PHASE 4

NET ZERO STRATEGY: REPORT

The BRC will receive their Net Zero Strategy Report

- Complete Net Zero Strategy will be produced by The Carbon Hub After abatement and offset options are assessed for effectiveness and efficiency
- Includes budgeted timeline of specific actions to ensure reduction of emissions by the Net Zero target date at a fiscally responsible pace.



PHASE 4

NET ZERO STRATEGY: INVESTMENT

The BRC will need to commit to financial contribution

- The Club will need to commit to a certain amount of investment depending on recommendations put forward by The Carbon Hub.
- The investment will be in the forms of Consultant fees to The Carbon Hub.
- It will also be in the form of investment in abatement projects - i.e. Solar

PHASE 3: ABATEMENT AND OFFSETTING OPTIONS ANALYSIS

Together with the Carbon Hub the Club has reviewed the cost benefit analysis for multiple carbon abatement and offsetting options. This analysis provides insight into what options are beneficial in terms of investment \$/tonne of co2 emissions offset. The MACC Analysis findings graph shows two ideal abatement options that are cost beneficial for the Club to pursue. These are PV Panels and Energy Efficiency abatement initiatives.

EMISSIONS SOURCE ADDRESSED	ABATEMENT INITIATIVE	COST SAVINGS	MACC Analysis findings:
Scope 1 – Fuel	Voluntary Offsets/Insetting		<p>Marginal Abatement Cost Curve for the Brisbane Racing Club</p>
Scope 2 – Electricity	Energy Efficiency Biodigester PV Panels	Reduced electricity consumption Income for feed-in electricity	
Scope 3 – Waste	Employee and Patron commuting Emissions from Horses All Waste Food and Beverage production Paper Usage Fertiliser Application Biodigester	Reduced waste disposal Income for container returns Reduced fertiliser purchases	

OUR PROGRESS

	WHAT WE'VE DONE	WHAT WE ARE DOING	WHAT WE COULD DO -RECOMMENDATIONS
Scope 1: Fuel		<ul style="list-style-type: none"> The gradual process of electrifying our fleet 	<ul style="list-style-type: none"> Have Direct Managers responsible for department fuel usage (KPI's). Investigate the minimisation of BRC Fleet? Ensure all fuel-efficient vehicles and machinery have been acquired. This can be achieved through BRC procurement policies.
Scope 2: Electricity	<ul style="list-style-type: none"> Implemented a 360kw Solar system on the rooftop of Racecourse Village Shopping Centre Transition of old lighting to new efficient LED lighting around both racecourses (<85%) Replacing and upgrading old refrigeration equipment 	<ul style="list-style-type: none"> Tendered a 360kw and 100kw Solar system to be placed on the infield stables Implementing solar into the design of The Terraces Events Centre Reducing electricity consumption through actively shutting down equipment/areas not in use Completing transition to LED lighting Continuing to replace outdated and inefficient equipment to more energy efficient alternatives 	<ul style="list-style-type: none"> Further invest into Solar for the Club. Create a management plan surrounding the use of electricity. Make individual leaders responsible for certain areas around the Racecourses and Licensed Venues. This will ensure it starts from the top down. See over for a map of meters and how each area could be categorised. This can also be done for water usage also.
Scope 3: Indirect emissions from business operations	<ul style="list-style-type: none"> Switched waste management contractors and implemented new process to ensure best waste management practices are adhered to Implemented multiple waste streams to avoid landfill contamination Worked with management to ensure best ordering practices are adhered to avoid food/beverage waste Eliminated single use plastic from the racecourses 	<ul style="list-style-type: none"> Further implementing more waste diversification streams such as COEX, manure, organics, plastics etc. Transitioned all outlets around the precincts to organic single use products. Looking to implement an alternative method to single use items and looking at reusable drinkware to avoid contributing to waste 	<ul style="list-style-type: none"> Implement a waste sorting station.

